

Bridging Model-based Safety and Model-free Reinforcement Learning through System Identification of Low Dimensional Linear Models

Zhongyu Li, Jun Zeng, Akshay Thirugnanam, and Koushil Sreenath

University of California, Berkeley

Email: {zhongyu_li, zengjunsjt, akshay_t, koushils}@berkeley.edu

Abstract—Bridging model-based safety and model-free reinforcement learning (RL) for dynamic robots is appealing since model-based methods are able to provide formal safety guarantees, while RL-based methods are able to exploit the robot agility by learning from the full-order system dynamics. However, current approaches to tackle this problem are mostly restricted to simple systems. In this paper, we propose a new method to combine model-based safety with model-free reinforcement learning by explicitly finding a low-dimensional model of the system controlled by a RL policy and applying stability and safety guarantees on that simple model. We use a complex bipedal robot Cassie, which is a high dimensional nonlinear system with hybrid dynamics and underactuation, and its RL-based walking controller as an example. We show that a low-dimensional dynamical model is sufficient to capture the dynamics of the closed-loop system. We demonstrate that this model is linear, asymptotically stable, and is decoupled across control input in all dimensions. We further exemplify that such linearity exists even when using different RL control policies. Such results point out an interesting direction to understand the relationship between RL and optimal control: whether RL tends to linearize the nonlinear system during training in some cases. Furthermore, we illustrate that the found linear model is able to provide guarantees by safety-critical optimal control framework, *e.g.*, Model Predictive Control with Control Barrier Functions, on an example of autonomous navigation using Cassie while taking advantage of the agility provided by the RL-based controller.

I. INTRODUCTION

It is challenging for robotic systems to achieve control objectives with coupled dynamical models while considering input, state and safety constraints. Model-based safety-critical optimal control methods that combine control barrier functions (CBFs) [4] or Hamilton-Jacobi (HJ) reachability analysis [6] are able to provide formal safety guarantees for control, planning and navigation problems on different platforms such as autonomous driving [3, 28, 59], aerial systems [12, 13, 58] and legged robots [16, 27]. However, previous work on applying such safety-critical methods are only able to be validated on relatively simple or low-dimensional systems such as a 5 Degree-of-Freedom (DoF) 2D bipedal robot [48] or a quadrotor with decoupled dynamics [29]. When encountering the safety-critical control problem on complex and high-dimensional systems, such as a 3D bipedal robot Cassie [41] which has 20 DoF and hybrid walking dynamics, model-based methods will face challenges since the full-order dynamics model of the robot is computationally not tractable for online

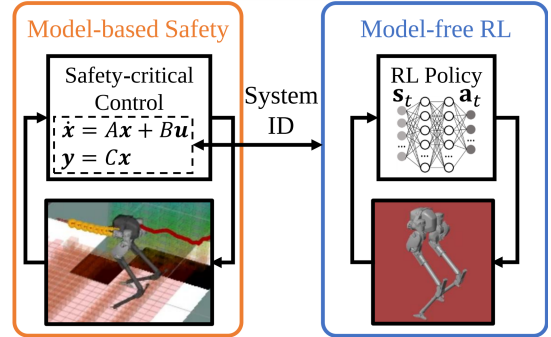


Fig. 1: Our proposed method to bridge model-based safety-critical control and model-free reinforcement learning (RL). This method applies system identification of a closed-loop system which is a robot controlled by its RL policy in order to find its low-dimensional models. Once an explicit model is obtained, ideally, a linear model, model-based controllers can be applied on this model to provide safety guarantees on the robot controlled by its RL-based policy. This method is able to exploit the advantages of RL to utilize full-order dynamics of a system and model-based methods to have stability and safety guarantees. Thus, our method is more applicable in the real-world deployment on complex systems such as legged robots.

implementation with current computing tools.

Model-free reinforcement learning (RL) methods, on the other hand, are able to leverage full-order dynamics model of the robot during offline training in simulation to provide a policy for online control. With the recent progress on solving the sim-to-real problem, model-free RL demonstrates the capacity to control a large range of dynamic robots in the real world [10, 30, 38, 42, 50, 51, 57, 70]. For example, with the help of model-free RL, a robust and versatile walking controller for a bipedal robot Cassie is obtained in [42] to reliably track given commands of walking velocities, walking height, and turning yaw rate in experiments on the hardware. This RL-based controller provides significant improvements over traditional model-based walking controllers [26, 41] by showing larger feasible commands and the ability to stay robust to random perturbations.

Such robust controllers create interesting questions in the community: where does the robustness arise from and whether we can formally assess the stability of such a RL-based controller/policy? Addressing such questions is very interesting as studying properties of a RL policy can further our

understanding of the reason that RL demonstrates advantages on controlling highly dynamic systems. Moreover, if we can find an explicit dynamic model of a system controlled by RL, we may be able to utilize such a model to formally guarantee safety for such autonomous systems. However, this is challenging as the policy obtained by RL is usually represented by a high dimensional nonlinear neural network and explicit analysis on nonlinear systems with RL policies with rigorous proofs is still an unsolved problem. In this paper, we seek to ascertain the feasibility to find and study a low dimensional explicit model of a complex dynamic robot driven by a RL policy and to utilize such a simple model to provide guarantees on stability and safety during safety-critical tasks, such as autonomous navigation, as abstractly illustrated in Fig. 1.

A. Related Work

1) *Safety & Learning*: There has been some exciting progress to bridge safety and learning. Previous approaches can be summarized into three classes: (a) learning dynamics in the model-based control setting, (b) increasing robustness for RL by model-based safety, and (c) providing learned stability and safety using existing model-based controllers. We provide more details on each of these approaches next.

a) *Learning Dynamics in Model-based Control*: Safety can be guaranteed based on modern control frameworks. One approach is to integrate adaptive control with standard machine learning methods, such as NN [63], GP [25] and DNN [17, 33, 37]. The safety properties are usually considered on the whole system with some parts being learned in MPC problems [9, 36], shielding [2], Control Barrier Functions (CBFs) [14], Hamiltonian analysis [5]. These approaches can guarantee safety for tasks such as stabilization [34, 67] and tracking [22, 49]. However, these approaches usually make assumptions to apply on a known model structure, such as control affine or linear system with bounded uncertainty, which becomes challenging to apply on high-dimensional nonlinear systems.

b) *Model-based Safety in Reinforcement Learning*: Another approach to bridge safety and learning is to increase robustness and safety in RL tasks by model-based methods. When using RL to solve a control problem through trial and error, safety is considered by imposing input constraints or safety rewards. Safe exploration [47] and safe optimization [60] of MDPs under unknown or selected cost functions can be formulated. Constrained MDPs are also common in RL tasks with Lagrangian methods [18] and generalized Lyapunov/barrier functions [14, 19, 21] and shielding [2]. Nonetheless much of the work remains confined to rather naive simulated tasks, such as moving a 2D agent on a grid map.

c) *Learned Certifications for Model-based Controllers*: Remaining methods for connecting safety and learning are to provide certification on learned stability and constraint set using existing model-based controllers. Stability criterion can be achieved by Lyapunov analysis on region of attraction (RoA) [8, 20, 52] or by Lipschitz-based safety [32] during training. Safety with constraint set certifications can be learned

using control synthesis such as feedback linearization controllers [68], CBFs [46, 53, 54, 55, 61, 64, 71], and Hamilton-Jacobi (HJ) reachability analysis [5, 23, 31]. However, all these approaches are only validated on simple dynamic systems such as 5 DoF bipedal robot in simulation or 7 DoF static robot arm in the real world. This is because these approaches usually suffer from a curse of dimensionality, in other words, finding a valid control barrier function [3] or a backward reachable set [6] for high dimensional systems remain unsolved problems. As we will see, the proposed method in this paper is an “inverse” of such a methodology: we use model-based methods to find certifications on closed-loop systems with RL-based controllers, which is more practical to apply on high order and nonlinear systems.

2) *Low-dimensional Structure of Deep Learning*: Finding low-dimensional structures of high-dimensional data is widely used in the statistical learning field, such as PCA, kernels, etc [69]. More recently, researchers in the deep learning field realize that learning on nonlinear functions in high-dimensional space may tend to linearize and compress the system and obtain a low-dimensional linear representation of it within the learning components [1, 11, 35, 45, 66]. But this is still an open question and under debate. In the reinforcement learning domain, model-based RL methods usually choose to learn local dynamics models, sometimes by fitting linear models, and utilize the learned models to design optimal control policy [39, 40, 65]. However, the control performance using the model-based RL relies on the learned reduced-order model and therefore cannot exploit robot’s full-order dynamics. Model-free RL, as a counterpart, does not require to explicitly utilize a model to develop the control policy, and shows advantages on controlling high-order complex robots by leveraging the robot’s full order dynamics implicitly through samples [30, 42, 50]. However, there is little effort exerted on finding the low-dimensional structure of a system driven by model-free RL as the optimization of the model-free RL is usually realized through trial and error. In this work, we show some evidence that model-free RL may learn through linearizing the nonlinear system in some cases, such as tracking control demonstrated in this paper.

B. Contributions

In this paper, we propose a new direction to bridge model-based safety and model-free reinforcement learning by system identifying a low dimensional model of a closed-loop system controlled by a learned policy, as shown in Fig. 1. We use the walking controller of a life-sized bipedal robot Cassie, which is represented by a deep neural network optimized by reinforcement learning in [42]. This is one of the first attempts to apply system identification using a low-dimensional model on the complex system controlled by a RL policy. We find out that a linear model is sufficient to describe this closed-loop system. This linear model shows desirable properties such as all dimensions are decoupled, minimum phase, and asymptotically stability. We further show that linearity exists across multiple RL policies under a provided criterion. Such a

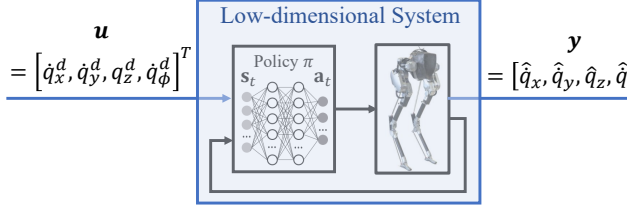


Fig. 2: System identification on the closed-loop system. The dimensional system to identify is Cassie, a high-dimensional nonlinear system, controlled by its RL policy. The input \mathbf{u} of this system is desired commands including sagittal walking speed \dot{q}_x^d , lateral walking speed \dot{q}_y^d , walking height q_z^d , and turning yaw rate \dot{q}_ϕ^d . The output \mathbf{y} is the robot’s measured output values driven by low-level RL policy.

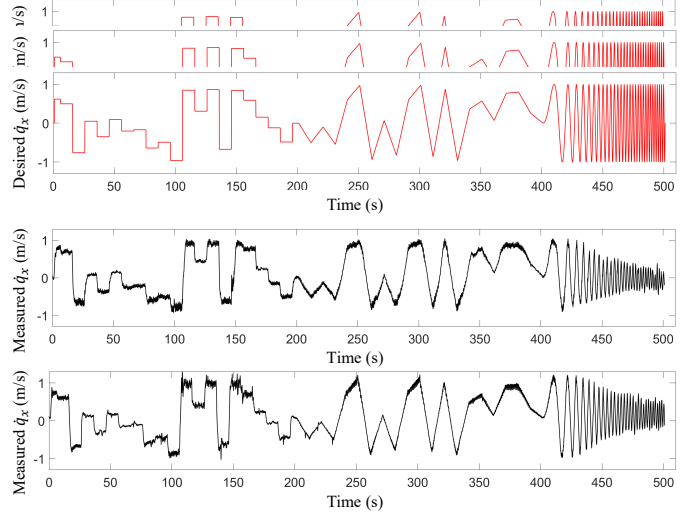
method shows the possibility to answer the questions from control community to the learning community: how to analyze the stability of the policies obtained by RL. Additionally, we demonstrate that the linearity analysis can reflect the convergence of RL. Furthermore, based on the found linear model, we propose one of the first safe navigation framework using a high-dimensional nonlinear robot, a bipedal robot Cassie, that combines low-level RL policy for locomotion control and high-level safety-critical optimal control for navigation. This paper serves as an introduction for a new perspective to understand the relationship between RL and optimal control, and to practically utilize model-free RL for safety critical control on complex systems.

II. METHODOLOGY

In this section, the experimental platform, the bipedal robot Cassie, and its RL policy for locomotion controller are briefly introduced. Moreover, the method utilized to find the low-dimensional model by system identification through input-output pairs is also presented.

A. Cassie and its RL policy for Walking Control

Cassie is a life-size bipedal robot. It has 10 motors and 4 underactuated joints connected by springs. A detailed introduction of Cassie can be found in [26, 41]. There has been some exciting progress on applying model-free reinforcement learning to obtain locomotion controllers on Cassie in the real world [42, 57, 70]. Among these work, [42] develops a robust and versatile walking controller on Cassie that can track variable commands via RL. This policy is represented by a 2-layer fully-connected neural network with 512 \tanh nonlinear activations in each layer, and directly outputs 10 dimensional desired motor positions which are then used in a joint-level PD controller to generate motor torques in real time. The policy observation includes reference motion to imitate, robot current states, and 4 timesteps past robot states and actions. This single policy is able to track a 4 dimensional command, which is comprised of the desired sagittal walking speed \dot{q}_x^d , lateral walking speed \dot{q}_y^d , walking height q_z^d , and turning yaw rate \dot{q}_ϕ^d . The agent is trained in Mujoco [62] which is a physics simulator, and the policy is optimized by Proximal Policy Optimization (PPO) [56].



(c) System Outputs using CNN: Measured Sagittal Walking Velocity

Fig. 3: An example of input-output pair used in this paper to identify the dynamics of Cassie being controlled by the RL-based walking controllers. (a) The input signal which is the desired sagittal walking velocity \dot{q}_x^d . The input command consists of steps, ramps and chirp signals. (b) The measured Cassie sagittal walking velocity \hat{q}_x which are the step response in the first 200 s, ramp response from 200 s to 400 s, and frequency response in the last 100 s, using the MLP policy. (c) System response using the CNN policy.

In real-world experiments, the policy demonstrates considerable robustness and sophisticated recoveries. For example, in a recovery case demonstrated in [42], the robot almost falls down and deviates a lot from the nominal walking states, but the controller is still able to regulate the system without letting the states go unbounded and triggering instability. Although it is very hard to show the explicit stability and RoA of a controller represented by a high dimensional nonlinear neural network, it is possible that the robustness of this RL-based controller is due to its stability while having a relatively large RoA, or ideally, being globally stable.

Therefore, in this work, we utilize two types of RL-based controllers based on [42]: (1) the same multi-layer perceptrons (MLP) introduced in [42], (2) the same MLP but with an additional encoder represented by a 2-layer convolutional neural network (CNN) to record longer history of robot states and actions that last 2 seconds (66 timesteps).

B. System Identification

In order to understand the dynamics of the RL-based controller, we choose to identify the entire closed-loop system comprising of Cassie being controlled by the walking controllers obtained through model-free RL. The input \mathbf{u} to this closed-loop system has only 4 dimensions, which is the control reference $[\dot{q}_x^d, \dot{q}_y^d, q_z^d, \dot{q}_\phi^d]^T$. The output of this system is the observed robot walking velocities and walking height, i.e. $\mathbf{y} = [\hat{q}_x, \hat{q}_y, \hat{q}_z, \hat{q}_\phi]^T$. We then collect input-output pairs of this system in a high-fidelity simulator of Cassie built on MATLAB Simulink. Please note that the control policy is trained on

Mujoco and has no access to the data from Simulink during training and has also been shown to work in Simulink.

One example of the input-output signal of the sagittal walking velocity dimension is shown in Fig. 3. There are three types of the input signals: 1) random step signal as shown in 0-200 s in Fig. 3a, 2) random ramp signal as demonstrated in 200-400 s in Fig. 3a, and 3) swept frequency sine wave (*chirp*) whose frequency linearly expands from 0 Hz to 1 Hz in 400-500 s in Fig. 3a. The resulting robot outputs represent the step response, ramp response, and frequency response of this system, respectively, as illustrated in the corresponding time span in Figs. 3b and 3c. After selecting a model structure, the parameters of the model can be fitted by combining the input signals and the output signals measured from Cassie driven by the RL-based controller. As it is unsafe for the life-sized bipedal robot to experimentally follow those random input signals in real-life, Simulink provides a safe validation domain in this paper.

Remark 1: We note walking robots are hybrid systems. Identifying the closed-loop model of a walking robot between successive steps in an event-based manner provides us a discrete model representing the step-to-step transitions on a chosen Poincare' section. In contrast, here we identify a model based on time-series data to obtain a continuous-time input-output model. In both of the above cases, we get past the need to explicitly identify the hybrid dynamics of the walking robot.

III. LINEARITY

In this section, we use a linear model structure, *i.e.*, $\dot{\mathbf{x}} = \mathbf{A}\mathbf{x} + \mathbf{B}\mathbf{u}$, $\mathbf{y} = \mathbf{C}\mathbf{x}$, to fit the input-output pairs of the closed-loop system which is Cassie being controlled by the RL-based policy. This system, as shown in Fig. 2, has four inputs, $\mathbf{u} = [\dot{q}_x^d, \dot{q}_y^d, q_z^d, \dot{q}_\phi^d]^T \in \mathbb{R}^4$ and four outputs, $\mathbf{y} = [\hat{q}_x, \hat{q}_y, \hat{q}_z, \hat{q}_\phi]^T \in \mathbb{R}^4$. Linear models show reasonably good fitting accuracy at each of four dimensions while other dimensions have constant inputs. These four dimensions are sagittal walking velocity $\hat{q}_x = f_{\dot{x}}(\mathbf{x}_{\dot{x}}, u_{\dot{x}})$, lateral walking velocity $\hat{q}_y = f_{\dot{y}}(\mathbf{x}_{\dot{y}}, u_{\dot{y}})$, walking height $\hat{q}_z = f_z(\mathbf{x}_z, u_z)$, and turning yaw rate $\hat{q}_\phi = f_{\dot{\phi}}(\mathbf{x}_{\dot{\phi}}, u_{\dot{\phi}})$. The fitted linear systems show that they are stable systems. Moreover, the results also show that the input frequency should stay below certain threshold to preserve the linearity of the system.

A. Identified Linear Systems

The fitting results using linear models for the four dimension outputs of the system which is Cassie being controlled by the CNN-based RL policy for walking controller are demonstrated in Fig. 4. The fitting results of MLP-based RL walking controller are attached in Appendix A. During the fitting phase of each dimension, the measured input-output data of the system are used to find the system parameters of the selected linear model in order to minimize the difference between the predicted and measured system outputs. The structure of the linear model, *i.e.*, numbers of zeros and poles, are searched in order to maximize fitting accuracy while having the simplest structure which has the least number of zeros and poles by

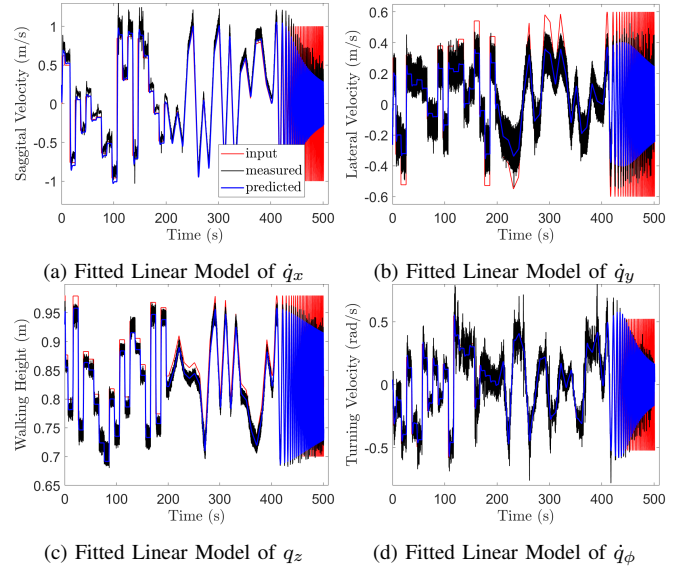


Fig. 4: Fitting results using linear models for all four dimensions of Cassie being controlled by a CNN-based RL policy. The red lines are the random step, ramp, and chirp input signals, the black lines represent measured Cassie measured walking velocities and walking height. The blue lines are the predicted result using a fitted linear model. This prediction result uses one time-step measurement to predict next 5 time step system output using the input and model. The frequency of the all the measured input-output data is 2 kHz.

looking at Hankel singular values of the fitted system [44]. For different dimensions of the system, the dynamic model may be varied. During the validation phase, the fitted model is utilized to predict next 5 step system output using the system input and 1 step measured output data, the prediction results are shown as the blue lines in Fig. 4.

The fitted dynamics of sagittal walking velocity $\dot{f}_{\dot{x}}(\mathbf{x}_{\dot{x}}, u_{\dot{x}})$ is given by:

$$Y_{\dot{x}}(s) = \frac{0.4694s^2 + 6.089s + 8.697}{s^3 + 6.432s^2 + 11.03s + 8.274} U_{\dot{x}}(s) \quad (1)$$

with a prediction accuracy ¹ of 79.67% when compared with the ground truth measured data, as shown in Fig. 4a. $Y(s)$ and $U(s)$ are the system output and input in s -domain after Laplace transform of the system dynamics equation in time domain, respectively.

The dynamics of the lateral walking velocity $\dot{f}_{\dot{y}}(\mathbf{x}_{\dot{y}}, u_{\dot{y}})$ is obtained by using a linear system of 3 poles and 1 zeros, and it can be written as:

$$Y_{\dot{y}}(s) = \frac{13.59s + 24.56}{s^3 + 11.48s^2 + 32.5s + 40.13} U_{\dot{y}}(s) \quad (2)$$

which has a prediction accuracy of 55.87%. However, as shown in Fig. 4b, there is a large oscillation of the robot base lateral direction when Cassie is walking. After applying a low-pass filter with a cut-off frequency of 5 Hz on the measured

¹The *prediction accuracy* is termed as fit percentage which is obtained by $(1 - \text{NRMSE}) \times 100$ where NRMSE is the Normalized Root Mean Squared Error between the predicted output \hat{a} and actual output a calculated via $\|a - \hat{a}\|_2 / \|a - \text{mean}(a)\|_2$.

lateral velocity, the prediction accuracy on the flitted signal is 83.03% using the same fitted model via (2).

The dynamics of walking height $f_z(\mathbf{x}_z, u_z)$ and the dynamics of turning yaw velocity $f_\phi(\mathbf{x}_\phi, u_\phi)$ are fitted as:

$$Y_z(s) = \frac{145.9s + 37.55}{s^3 + 46.43s^2 + 161s + 38.38} U_z(s) \quad (3)$$

and

$$Y_\phi(s) = \frac{0.3078s^2 + 5.267s + 5.553}{s^3 + 4.595s^2 + 7.528s + 6.045} U_\phi(s) \quad (4)$$

and with prediction accuracy of 85.67% in Fig. 4c and 65.58% (81.77% after filtering the measured output) in Fig. 4d, respectively.

According to the prediction performance as demonstrated in Fig. 4, all of the four dimensions show reasonably good linearity as the fitting accuracy of them are all around 80%. Therefore, we can come to a conclusion that all of these 4 dimensions of Cassie during walking shows linearity when the robot is controlled by the RL policy.

B. Stability

Stability analysis can be applied on each dimension after obtaining the low-dimensional linear dynamics model of the closed-loop system. Since the dynamics of each dimension is able to be explicitly expressed by a transfer function, a commonly used stability criterion is the position of the poles of the system. Please note that during the model identification in Sec. III-A, we allow the algorithm to find unstable models as long as the fitting results are better than stable models, *i.e.*, we don't impose stable model constraint during fitting.

The plots of poles and zeros of all four dimension of the system using the CNN policy are shown in Fig. 5. As illustrated in Fig. 5c, there is a very close pole-zero pair of the identified q_z dynamics. However, that pole-zero pair cannot be cancelled otherwise it will lead to worse fitting accuracy.

According to the plot, all of the identified linear systems are asymptotically stable as all the poles are on the Left Half Plane (LHP) [24]. Moreover, all zeros are on the LHP as well, therefore, all dimensions are minimum phase. This shows that the system controlled by CNN-based RL policy has a very nice property that the closed-loop system with RL-based policy can be represented through a linear model which is also stable. Such stability provides us some insights regarding the robustness of the RL policy demonstrated in the real world [42].

Remark 2: All poles of the linear system obtained through system identification of the closed-loop system under MLP-based RL policy (pole-zero plots are in Appendix B) are asymptotically stable, however, the system driven by MLP is non-minimum phase in dimensions of the sagittal and lateral walking velocity. Therefore, when choosing to utilize the robot driven by such an RL policy, the high-level controller/planner should be carefully designed. Such stability analysis provides a guidance to utilize the system controlled by RL policies.

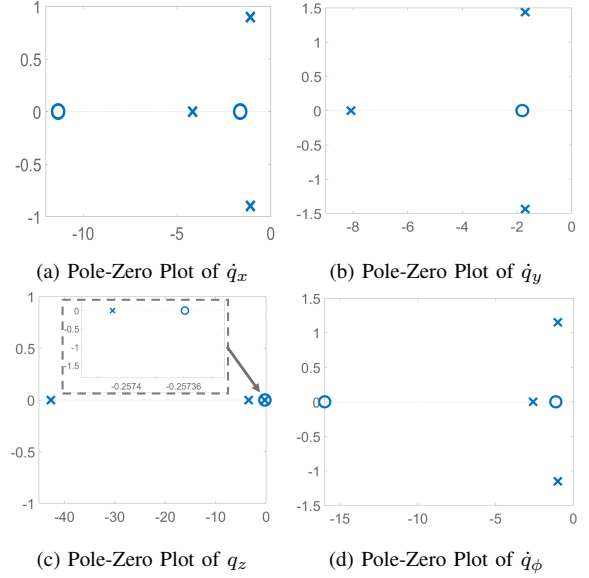


Fig. 5: Pole-Zero plots of the identified linear systems that uses CNN policy for sagittal walking velocity, lateral walking velocity, walking height, and turning yaw rate, respectively. All poles and zeros are on the left hand plane (LHP).

C. Criterion for Linearity

Although Cassie driven by the RL policy as a walking controller shows reasonably good linearity as shown in Fig 4, there is a criterion for the existence of linearity. That is, the input frequency cannot exceed a threshold which is around $f_c = 0.6$ Hz. The frequency 0.6 Hz is an empiric value and this is found when the input tends to excite nonlinearity of the system if the input frequency exceeds that value during system identification. The fitted linear model shows worse fitting accuracy if the chirp signal enters the region where frequency is larger than 0.6 Hz in Fig. 4. This may be related to the stepping frequency of Cassie. Given the fact that Cassie steps on each feet at a stepping rate of 1.25 Hz, $f_c = 0.6$ Hz is one half of it. The existence of this cutoff frequency may be due to fact that the RL policy is unable to change the walking velocities, such as \dot{q}_x , \dot{q}_y , \dot{q}_ϕ , faster than the time Cassie takes to complete one walking step (comprising of two steps: left foot stance followed by right foot stance). Another evidence of this validity of this relationship is that there is no obvious linearity lost after this frequency threshold in the identified q_z dynamics. This is because changing the walking height doesn't need to wait until completion of one walking step, *e.g.*, robot can change the walking height by changing the length of the stance leg at any time. The phenomenon of losing linearity after this frequency threshold will frequently appear in the later part of this paper.

IV. DECOUPLED SYSTEM

The system, Cassie driven by the RL policy as a walking controller, is a Multiple-Input Multiple-Output (MIMO) system, and there are four inputs, $\mathbf{u} \in \mathbb{R}^4$, and four outputs, $\mathbf{y} \in \mathbb{R}^4$. As demonstrated in an existing design for navigation

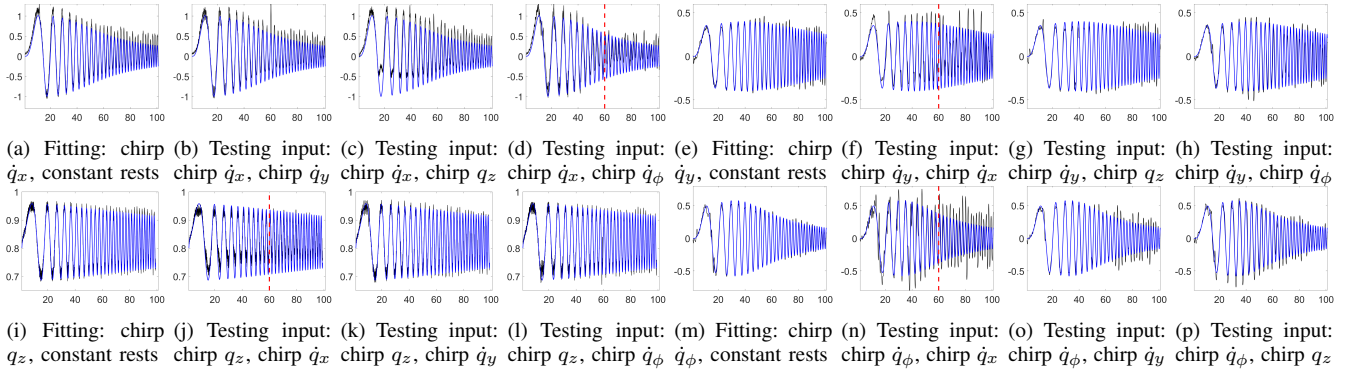


Fig. 6: Decoupling test. The input to the system is a swept-frequency signal (chirp). The blue line represents for the predicted output excited by the input using the identified models in Sec. III while black lines stands for the system’s actual output. The red dash line shows the cutoff frequency $f_c = 0.6$ Hz. (a) The linear model found for \dot{q}_x while other dimensions are constant, *e.g.*, input for \dot{q}_x is a chirp while the ones for \dot{q}_y , \dot{q}_ϕ are zeros and q_z is 0.98 m (nominal height). (b)(c)(d) the same model is used to predict another measured input-output pair where the desired \dot{q}_x and one other input dimension is also a chirp. \dot{q}_x is independent of others since the identified model can well predict the measured outputs when other inputs are chirps. Same procedure is applied to other dimension pairs to show all the dimensions are decoupled such as (e)(f)(g)(h) to test the dependency of \dot{q}_y to other dimensions, (i)(j)(k)(l) for q_z , (m)(n)(o)(p) for \dot{q}_ϕ . Quantitative results are recorded in Tab. I

TABLE I: Benchmark of Fitting Accuracy using the Identified Models on Different Input-Output Pairs: The header of each row indicates which dimension has a chirp input while others are constants during the model fitting. The column header stands for additional chirp input other than the row header to collect the input-output pairs to test the prediction accuracy of the system fitted for the row header. In this way, the diagonal of this table represents the prediction accuracy during the fitting stage while the rest is the accuracy during the testing stage.

	\dot{q}_x chirp	\dot{q}_y chirp	q_z chirp	\dot{q}_ϕ chirp
\dot{q}_x chirp	82.86%, Fig. 6a	78.81%, Fig. 6b	66.17%, Fig. 6c	57.98%(67.88%*), Fig. 6d
\dot{q}_y chirp	45.65%(69.36%*), Fig. 6f	80.08%, Fig. 6e	80.65%, Fig. 6g	77.76%, Fig. 6h
q_z chirp	47.85%(54.29%*), Fig. 6j	81.12%, Fig. 6k	83.19%, Fig. 6i	80.11%, Fig. 6l
\dot{q}_ϕ chirp	53.87%(61.75%*), Fig. 6n	79.39%, Fig. 6m	74.5%, Fig. 6p	83.6%, Fig. 6m

*Indicates accuracy of the fit using the data before the proposed cut-off frequency $f_c = 0.6$ Hz.

autonomy on Cassie proposed in [43], these four dimensions are tightly coupled using a model-based controller on Cassie and a lot of effort is exerted to consider such couplings for the planning purpose otherwise the planned output may cause a walking failure [43]. In this section, we will show that four dimensional dynamics obtained in Sec.III, *i.e.*, $f_x(\mathbf{x}_x, u_x)$, $f_y(\mathbf{x}_y, u_y)$, $f_z(\mathbf{x}_z, u_z)$, and $f_\phi(\mathbf{x}_\phi, u_\phi)$, are all decoupled with respect to different inputs.

In order to test a system M that is independent of another system N , we applied four steps in two stages (fitting and testing stages):

- 1) Collect the first measured input-output pair where the input to M is a swept-frequency chirp signal, while the input to N is a fixed constant value.
- 2) Identify a model for M using the first input-output pair. These two steps are in the fitting stage.
- 3) Obtain the second input-output pair where the input to M is a chirp while the input to N is also a chirp.
- 4) Test the prediction accuracy using the identified model from Step 2 on the second input-output pair from Step 3. Step 3 and 4 are in the testing stage.

If the testing accuracy shows no significant loss than fitting accuracy, M is independent of N , otherwise, M and N are coupled. This is because a fixed value (zero frequency) doesn’t contain any information of a swept-frequency wave (chirp) signal. As a result, if the model for M identified by the data

where the input to N is a fixed value is able to accurately predict a measured input-output data when the input to N is a chirp, this could show that the change in N will not excite the dynamics in M .

Let us consider the test on the dependency between sagittal walking velocity \dot{q}_x and lateral walking velocity \dot{q}_y using the CNN-based RL policy as an example. During fitting the model for \dot{q}_x in Sec. III, the walking velocity command \dot{q}_y is fixed at 0 m/s, as shown in Fig. 6a. The fitting accuracy is 82.86%. This fitted model is directly applied to predict the measured output of \dot{q}_x when the input to \dot{q}_y is also a chirp. As shown in Fig. 6b, the identified model still shows reasonably good prediction accuracy on this input-output pair, resulting in the accuracy of 78.81%. Therefore, we can draw a conclusion that sagittal walking velocity \dot{q}_x is independent of lateral walking velocity \dot{q}_y . Same decoupling tests are applied on all of the combinations of the four dimensions using the CNN-based RL policy, as shown in Fig. 6, and the quantitative accuracy data is recorded in Tab. I.

According to Fig. 6 and Tab. I, for the dynamics on each dimension, the model fitted on the data when the inputs on other dimensions are fixed values can well describe the dynamics when the input to one other dimension is a chirp, such as $\dot{q}_y \leftrightarrow q_z$ pair, $q_z \leftrightarrow \dot{q}_\phi$ pair, and $\dot{q}_y \leftrightarrow \dot{q}_\phi$ pair. Although fitting accuracy for the \dot{q}_y , q_z and \dot{q}_ϕ decreases under the existence of a chirp \dot{q}_x , the accuracy can be still over 50%

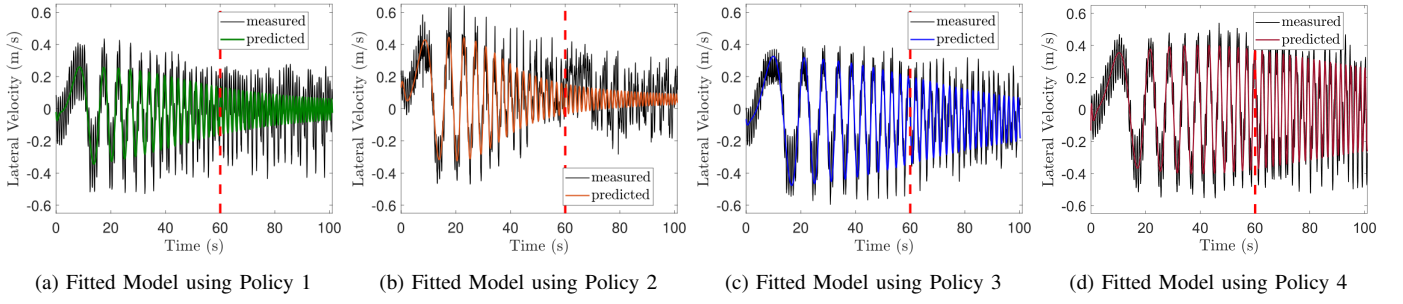


Fig. 7: Cross policy validation using lateral walking velocity \dot{q}_y as an example. Except the Policy 2 which is not well trained, although Cassie being controlled by different policies tends to show different extents of linearity, *i.e.*, whether exist a linear model can fit the measured input-output well, all the policies enable the Cassie to demonstrate linearity before the frequency exceeding the cutoff frequency f_c marked as red line.

(the value with * in Tab. I) if we only look at the measured output before the cut-off frequency $f_c = 0.6$ Hz introduced in Sec. III-C. In conclusion, such a system can be considered as decoupled under a low-frequency input, and higher frequency may excite the coupled dynamics along some dimensions.

V. CROSS POLICY VALIDATION

In order to show the generality of the phenomenon that when Cassie being controlled by a RL walking policy tends to show linearity, we test the measured input-output pairs obtained from using different RL policies. We test 4 policies:

- 1) A MLP-based RL policy is well trained with around 400 million samples from scratch using reward formulation.
- 2) A MLP-based RL policy uses a different reward form but is in the middle of training after 30 million samples using Policy 1 as a warm start.
- 3) A MLP-based RL Policy keeps training on Policy 2 using the same reward and is trained with 100 million samples.
- 4) A CNN-based RL policy (different neural network structure) and different reward, and well trained after 400 M samples from scratch.

We use the input-output dynamics of lateral walking velocity ($\hat{q}_y = f_{\dot{y}}(\mathbf{x}_{\dot{y}}, u_{\dot{y}})$) as an example. The system identification is applied on Cassie driven by these 4 policies, respectively, and the results are shown in Fig. 7. If the measured input-output data can be well fitted by a linear model, we can tell that Cassie being controlled by each of these policies shows linearity.

According to Fig. 7, since Policy 2 is not well trained, the system driven by this policy shows the worst linearity, *i.e.*, a linear model cannot well predict the system output by the input. Specifically, the nonlinearity appears after the cut-off frequency f_c . After being trained with ample samples, Policy 3 which uses the same reward and neural network structure, shows a clear existence of the linearity in Fig. 7c. Moreover, the measured input-output pairs from the other policies, like Policy 1 and 4, demonstrate reasonably good fitting accuracy before cutoff frequency $f_c = 0.6$ Hz.

From all the discussion above, we can draw a conclusion that linearity is not always guaranteed. If a RL policy is not

well-trained, such as Policy 2, even if we “force” the system identification to find a linear structure, the fitting result could be poor because of the existence of strong nonlinearity in the system. However, if the learning of the policies has converged, the linearity appears, such as Fig. 7a, 7c, 7d, and this is validated across different RL policies with different rewards or neural network structure.

Remark 3: The rewards used in this paper do not include a term to encourage the robot to behave like a linear system. But encoding a desired linear system behavior in the reward could be an interesting future work.

Remark 4: We also note that the proposed linearity analysis could potentially be a metric for the convergence of the learning of a RL policy on a dynamic system.

Therefore, we can summarize the low-dimensional representation of Cassie being controlled by a well-trained RL policy using a linear model as below:

$$\begin{bmatrix} \dot{\mathbf{x}} \\ \mathbf{y} \end{bmatrix} = \begin{bmatrix} A & B \\ C & 0 \end{bmatrix} \begin{bmatrix} \mathbf{x} \\ \mathbf{u} \end{bmatrix} \quad (5)$$

where the states $\mathbf{x} = [\mathbf{x}_{\dot{x}}, \mathbf{x}_{\dot{y}}, \mathbf{x}_{\dot{z}}, \mathbf{x}_{\dot{\theta}}]^T$, output \mathbf{y} is $[y_{\dot{x}}, y_{\dot{y}}, y_{\dot{z}}, y_{\dot{\theta}}]^T = [\dot{q}_x, \dot{q}_y, \dot{q}_z, \dot{q}_{\theta}]^T$, and input \mathbf{u} is $[u_{\dot{x}}, u_{\dot{y}}, u_{\dot{z}}, u_{\dot{\theta}}]^T = [\dot{q}_x^d, \dot{q}_y^d, \dot{q}_z^d, \dot{q}_{\theta}^d]^T$, and matrices $A = \text{diag}(A_{\dot{x}}, A_{\dot{y}}, A_{\dot{z}}, A_{\dot{\theta}})$, B and C are proper stack of $B_{\dot{x}}, B_{\dot{y}}, B_{\dot{z}}, B_{\dot{\theta}}$ and $C_{\dot{x}}, C_{\dot{y}}, C_{\dot{z}}, C_{\dot{\theta}}$, respectively. Hence the linearized dynamics is as follows,

$$\begin{bmatrix} \dot{\mathbf{x}}_{\dot{x}, \dot{y}, \dot{z}, \dot{\phi}} \\ \mathbf{y}_{\dot{x}, \dot{y}, \dot{z}, \dot{\phi}} \end{bmatrix} = \begin{bmatrix} A_{\dot{x}, \dot{y}, \dot{z}, \dot{\phi}} & B_{\dot{x}, \dot{y}, \dot{z}, \dot{\phi}} \\ C_{\dot{x}, \dot{y}, \dot{z}, \dot{\phi}} & 0 \end{bmatrix} \begin{bmatrix} \mathbf{x}_{\dot{x}, \dot{y}, \dot{z}, \dot{\phi}} \\ \mathbf{u}_{\dot{x}, \dot{y}, \dot{z}, \dot{\phi}} \end{bmatrix}. \quad (6)$$

These models are the control canonical forms of (1), (2), (3), and (4) shown in Sec. III, respectively.

VI. CASE STUDY: SAFE NAVIGATION FOR BIPEDAL ROBOTS IN HEIGHT-CONSTRAINED ENVIRONMENT

A. Safety-critical Navigation Framework

In this section, we demonstrate an application of the proposed methodology, that is, utilizing the identified simple system to provide safety guarantees on the nonlinear system driven by its RL policy.

The linear system representation expressed in (5) can be applied to solve a safe navigation problem for Cassie. The

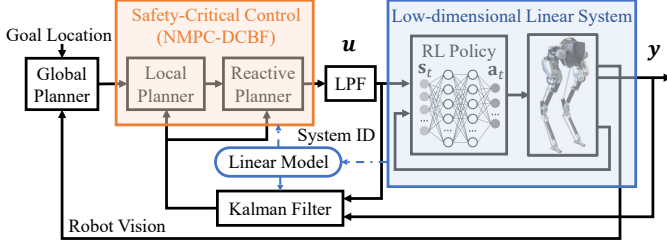


Fig. 8: Proposed safe navigation autonomy using Cassie driven by a RL walking policy and the identified linear system in this work. The linear model of Cassie being controlled by RL is identified and used by the local planner and the reactive planner. Those planners are formulated by using a safety-critical control framework NMPC-DCBF. The output of the reactive planner is passed through a Low Pass Filter (LPF) with cut off frequency 0.5 Hz in order to prevent violating the linearity criterion of the identified system. The states of the linear system are estimated by a Kalman Filter.

navigation autonomy framework proposed in this paper can be found in Fig. 8 which is based on [43] to navigate unknown environments with height-constraints using Cassie. In this autonomy, after being given a goal location, a global planner firstly finds a collision-free path on the map from the robot's current position, followed by a local planner and a reactive planner using nonlinear optimization to track the global path. The locomotion controller used in the previous work to enable Cassie to follow planning results is based on Hybrid Zero Dynamics (HZD) and is developed in [41] based on [26]. A detailed introduction of this autonomy can be found in [43] which serves as a baseline in this work.

In this work, we use the CNN-based RL locomotion policy on Cassie. Instead of using the nonlinear reduced-order dynamics model in [43] during constrained local planning by collocation, we adopt its identified linear system in (5) and safety-critical control framework that combines nonlinear model predictive control (NMPC) and discrete-time control barrier function (DCBF) introduced in [72]. In this way, we can combine the advantages of the model-free RL which can bring us robust and agile controller on a complex nonlinear system [42] while using its identified linear system is more practical to utilize online in the NMPC-DCBF framework to provide enhanced feasibility and safety performance [72].

To formulate the NMPC-DCBF problem, we over-approximate the geometries of Cassie and the obstacles by cylinders. The distance between robot and each obstacle o_i can be computed analytically as follows,

$$d_k^{o_i} = (x_k^g - x^{o_i})^2 + (y_k^g - y^{o_i})^2 - (R^{robot} + R^{o_i})^2, \quad (7)$$

where x_k^g, y_k^g are the global x-y position of the robot at time k , (x^{o_i}, y^{o_i}) is the position of the obstacle o_i , R^{robot} is the radius of the cylindrical approximation of Cassie, and R^{o_i} is the radius of the obstacle. Obstacle avoidance between the robot and the obstacle can then be enforced by constraining $d_k^{o_i} > 0, \forall k$. However, over short planning horizons this constraint can fail to ensure long-term obstacle avoidance. Therefore, we use DCBF constraints, which can provide long-term obstacle

avoidance, even on short planning horizons [74]. The DCBF constraint is as follows,

$$d_{k+1}^{o_i} \geq \omega_k \alpha_{\text{DCBF}} d_k^{o_i}, 0 \leq \alpha_{\text{DCBF}} \leq 1, \omega_k \geq 0, \quad (8)$$

where α_{DCBF} represents the maximum decay-rate at which $d_k^{o_i}$ can converge to zero and ω_k is a slack variable which enhances feasibility and safety [72]. Specifically, the trajectory generation problem with NMPC-DCBF is formulated as follows,

$$\min_{\mathbf{x}, \mathbf{u}, \delta} J(\mathbf{x}, \mathbf{u}, \delta, \omega), \quad (9a)$$

$$\text{s.t. } \mathbf{x}_{k+1} = A^d \mathbf{x}_k + B^d \mathbf{u}_k \quad (9b)$$

$$\mathbf{x}_0 = \mathbf{x}_{init} \quad (9c)$$

$$\mathbf{x}_k \in \mathcal{X}_{adm}, \mathbf{u}_k \in \mathcal{U}_{adm}, \quad (9d)$$

$$x_{k+1}^g = x_k^g + C_{\dot{x}}^d \mathbf{x}_{\dot{x},k} \cos(C_{\phi}^d \mathbf{x}_{\phi,k}) dt, \quad (9e)$$

$$y_{k+1}^g = y_k^g + C_{\dot{y}}^d \mathbf{x}_{\dot{y},k} \sin(C_{\phi}^d \mathbf{x}_{\phi,k}) dt, \quad (9f)$$

$$d_{k+1}^{o_i} \geq \omega_k \alpha_{\text{DCBF}} d_k^{o_i}, \quad \omega_k \geq 0, \quad (9g)$$

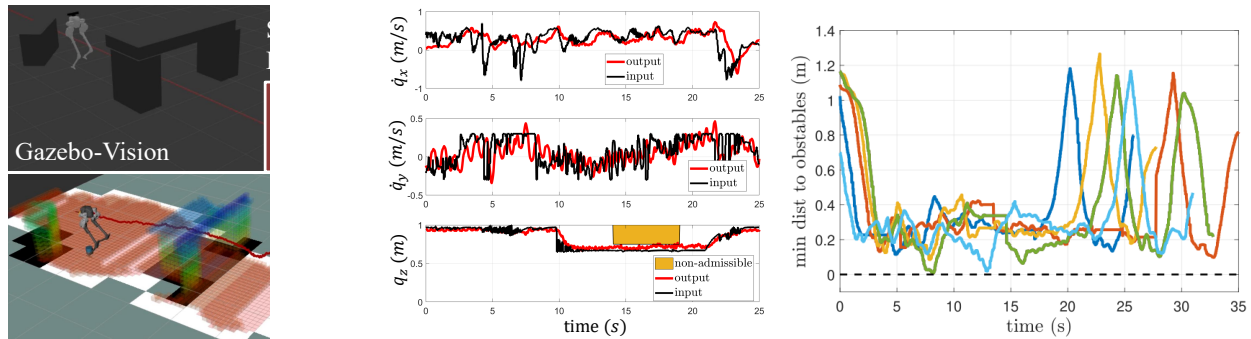
$$[x_N^g, y_N^g, \mathbf{x}_{\phi,N}]^T = [x_f^g, y_f^g, \mathbf{x}_{\phi,f}]^T + \delta \quad (9h)$$

where A^d, B^d, C^d are coefficients of discrete-time dynamics transferred from the proposed continuous linear dynamics in (5). The cost function is designed as below,

$$J(\mathbf{x}, \mathbf{u}, \delta, \omega) = \sum_{i=1}^{N-1} (\|\mathbf{x}_i\|_Q^2 + \|\mathbf{u}_i\|_R^2 + \|\mathbf{x}_{i+1} - \mathbf{x}_i\|_{dQ}^2 + \rho(1 - \omega_k)^2) + \|\delta\|_K^2. \quad (10)$$

The discrete-time dynamics (9b), together with kinematics along x and y axis in (9e) and (9e) formulate a trajectory optimization problem, where the robot's orientation is considered to transfer the robot's velocity in the robot's frame into the world frame. The initial condition, state and input constraint can be found in (9c), (9d). Specifically, \mathcal{X}_{adm} represents the combination of state constraint together with safety constraint to avoid nearby obstacles defined by distance functions, presented in [43]. \mathcal{U}_{adm} is the input constraint. $\omega = [\omega_1, \dots, \omega_{N-1}]^T$ represents the relaxation variables of decay rate α_{DCBF} for DCBF constraints. We also notice that ρ in (10) shall be chosen as a relatively large scalar such that the DCBF constraints wouldn't be over-relaxed [73]. Moreover, δ represents the slack variable for terminal constraint on desired final state $[x_f^g, y_f^g, \mathbf{x}_{\phi,f}]^T$ which is minimized with a quadratic term in the cost function.

The output from the local planner is a two-second dynamic-feasible and collision-free trajectory, while the output from the reactive planner is the real-time desired sagittal and lateral walking velocities $\dot{q}_{x,y}^d$, walking height q_z^d , and turning yaw rate \dot{q}_{ϕ}^d . This is the input \mathbf{u} to the linear system that was identified to describe the closed-loop dynamics of Cassie driven by its RL locomotion policy. Moreover, \mathbf{u} is firstly passed through a low pass filter with cutoff frequency of 0.5 Hz which is below the threshold of the linearity criterion



(a) Joint simulation of vision and dynamics using the safe navigation autonomy in a congested space (b) The input (desired commands) and output (robot measured states) during navigation in Fig. 9a (c) The recorded distance between the robot and its closet obstacles for 5 repeated tests in the same scenario but with randomized initial conditions

Fig. 9: Validation of the proposed safety-critical navigation autonomy in the joint simulation. (a) The robot’s depth camera reading is simulated in Gazebo while robot’s dynamics is synchronously computed in Simulink. The planning data is also visualized, such as the robot travelled path marked as red line. (b) The proposed safe navigation framework enables Cassie using its agile RL locomotion controller to quickly arrive to the goal location and crouch down to travel underneath an arch without a single collision. (c) The tests are repeated 5 times with randomized initial conditions. Through all of these tests, the robot-obstacle separation never goes below 0 m after subtracting the shape of the robot and obstacles. Video can be found at <https://sites.google.com/berkeley.edu/rl-sysid-rss2022>.

found in Sec. III-C to prevent exciting nonlinearity of the system.

Remark 5: Since there is a modeling mismatch between the ground truth model (the closed loop system) and the identified linear system, we need to make the CBF robust to modelling errors. However, the robust form of MPC with DCBF with horizons is still an unaddressed problem [15]. Therefore, in this paper, we include a safety buffer to the obstacles. We mark developing robust MPC-DCBF as an important future work to provide a formal safety guarantee on the closed system controlled by RL.

B. Autonomy Validation

To validate the proposed autonomy that combines NMPC-DCBF with CNN-based RL locomotion policy, the entire algorithm is tested in a joint simulation on Cassie, as shown in Fig. 9a. In this test, a congested space with two obstacles and a height-constrained space (arch) in between is built in Gazebo where the robot depth camera reading is simulated. The robot dynamics driven by its RL policy is computed in MATLAB Simulink which has high-fidelity for the dynamics computation. These two simulators are synchronized and the result is illustrated in Fig. 9.

As demonstrated in Fig. 9a, 9b, during the simulation, the robot successfully achieves accelerating to full speed (around 1 m/s) when there are no obstacles while quickly pulling back when obstacles are in range. Moreover, the robot shows the capacity to crouch down to travel underneath the arch with a relative high speed. By using the linear model in the optimization, the two-second local trajectory can be solved in around 0.1–0.2 s which is at least 5 times faster than the prior approach using a nonlinear model [43]. Additionally, it turns out that there are reduced deadlocks and the whole navigation task can be finished in around 25 s which is almost twice faster than the prior work with HZD-based controller [43]

which results in a conservative planned speed (it finishes the same trial in 50 s). For the controller performance, the RL-based policy for walking controller is also more robust and agile than the HZD-based walking controller, such as the coupled walking dynamics are cancelled by RL so the robot can quickly lift its body up after passing through an arch while accelerating to its goal without falling over, as shown in Fig. 9a. To demonstrate the provided safety, we run the test 5 times and record the distance between the robot and its closet obstacles in Fig. 9c. During all of these tests in the same scenario with different robot initial conditions, the robot never collides with the obstacle as the distance between the robot and its closet obstacle is always above 0 m after considering robot and obstacle shapes, which indicates the safety is preserved empirically.

By using nonlinear model predictive control with control barrier functions, we provide a safety guarantee on such a high order nonlinear complex system. All this allows Cassie controlled by RL locomotion policy during navigation while enabling the safety-critical control-planners to exploit the agility brought by the RL policy.

VII. CONCLUSION AND FUTURE WORKS

In conclusion, for the task of velocity and height tracking control of a bipedal robot, we have presented evidence that a model-free reinforcement learning based controller acting on a highly nonlinear dynamical system may tend to linearize it such that the entire closed-loop system can be represented by a low-dimensional linear system. This is an interesting finding since a high order nonlinear system controlled by a high dimensional nonlinear neural network policy behaves like a linear system. Based on this observation, we propose a new direction to bridge safety-critical control and model-free RL by finding certifications for stability and safety on the low-dimensional model identified on the complex system driven

by its RL policy.

We validate this methodology on a bipedal robot Cassie controlled by its RL locomotion policy. We apply system identification on this closed-loop system to find a linear model, and later we find that such a system demonstrates reasonably good linearity. Moreover, the fitted multiple-input multiple-output linear model is decoupled, minimum phase and asymptotically stable in all dimensions. We also provide a criterion for the linearity existence, that is, the input frequency should be under a given threshold. By cross comparing such linearity on different RL policies, we show that linearity is preserved across different well-trained policies, but linearity is not guaranteed if the learning of the RL policy has not converged.

The proposed linearity analysis on the nonlinear system controlled by RL policy can serve two purposes: control and learning. For the control purpose, finding and analyzing the linearity property of the system driven by RL can help us to understand its limitation and provide guidance to design the high-level controller. This can make a RL policy be utilized for higher level of autonomy. For the learning purpose, we show that the linearity can be a metric for learning convergence, as we see in this work, linearity may not appear if the policy is not well trained.

For application, the fitted linear model is later utilized in a safety-critical navigation framework using NMPC-DCBF which utilizes the RL policy as a low-level walking controller on Cassie. In this application, we note that while the RL policy for the walking controller is able to address the highly nonlinear dynamics of Cassie, the identified closed-loop dynamics represented in a linear model is able to provide guarantees of stability while also introducing safety through control barrier functions online.

However, we also note that the proposed method may not be general to all nonlinear systems and model-free RL algorithms/tasks. It may be only applicable to the systems that are feedback linearizable. Future work could extend such linearity analysis on other nonlinear systems and exploit the usability of a low-dimensional linear system on other existing model-based safety-critical control and planning methods such as HJ reachability [13], dynamic programming [7] to provide safety and stability guarantee for Cassie in a variety of tasks in the real world. Moreover, since most of analysis made in this paper is numerical, mathematical analysis with proofs about existence of low-dimensional representations on general nonlinear dynamical systems with RL approaches would also be a fundamental contribution to the community.

ACKNOWLEDGEMENTS

This work was supported in part by NSF Grant CMMI-1944722. The authors would like to thank Prof. Shankar Sastry, Prof. Yi Ma, Prof. Claire Tomlin, Prof. Glen Berseth, and Prof. Xue Bin Peng for providing insightful discussions and comments on this work. The authors also want to thank all of the anonymous reviewers for their critical feedback.

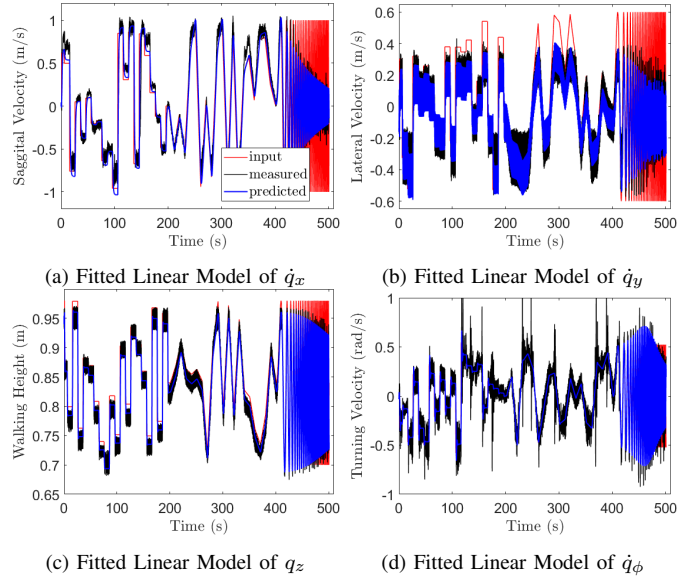


Fig. 10: Fitting results using linear models for all four dimension of Cassie being controlled by the MLP controller. The fitting accuracy for sagittal walking velocity, lateral walking velocity, walking height, and turning yaw rate are 78.8%, 64.22%, 86.5%, and 59.03%, respectively.

APPENDIX

A. Fitting Results for MLP-based RL Policy

We present the fitting results using linear models for all four dimensions of Cassie being controlled by the MLP controller in Figure 10.

B. Pole-Zero Plot For Identified Linear Systems of MLP-based RL Policy

We present the pole-zero plot for the identified linear systems for all four dimensions of Cassie being controlled by the MLP controller in Figure 11.

REFERENCES

- [1] Zeyuan Allen-Zhu, Yuanzhi Li, and Zhao Song. A convergence theory for deep learning via over-parameterization. In *International Conference on Machine Learning*, pages 242–252. PMLR, 2019.
- [2] Mohammed Alshiekh, Roderick Bloem, Rüdiger Ehlers, Bettina Könighofer, Scott Niekum, and Ufuk Topcu. Safe reinforcement learning via shielding. *Proceedings of the AAAI Conference on Artificial Intelligence*, 32(1), 2018.
- [3] Aaron D Ames, Jessy W Grizzle, and Paulo Tabuada. Control barrier function based quadratic programs with application to adaptive cruise control. In *53rd IEEE Conference on Decision and Control*, pages 6271–6278, 2014.
- [4] Aaron D Ames, Samuel Coogan, Magnus Egerstedt, Genaro Notomista, Koushil Sreenath, and Paulo Tabuada. Control barrier functions: Theory and applications. In *2019 18th European Control Conference (ECC)*, pages 3420–3431, 2019.

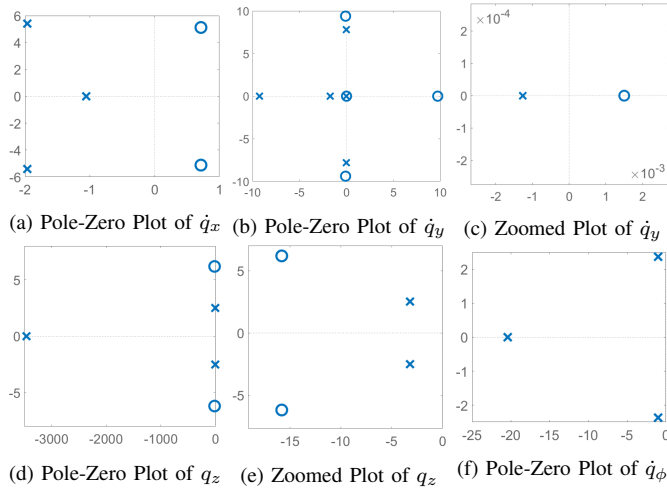


Fig. 11: Pole-Zero plots of the identified linear systems of MLP controller for sagittal walking velocity, lateral walking velocity, walking height, and turning yaw rate, respectively. All poles are on the left hand plane (LHP), but there are unstable zeros for the \dot{q}_x dynamics and \dot{q}_y dynamics, i.e., the system is non-minimum phase.

- [5] Somil Bansal and Claire J. Tomlin. Deepreach: A deep learning approach to high-dimensional reachability. In *2021 IEEE International Conference on Robotics and Automation (ICRA)*, pages 1817–1824, 2021.
- [6] Somil Bansal, Mo Chen, Sylvia Herbert, and Claire J Tomlin. Hamilton-jacobi reachability: A brief overview and recent advances. In *2017 IEEE 56th Annual Conference on Decision and Control (CDC)*, pages 2242–2253, 2017.
- [7] Dimitri P Bertsekas. Dynamic programming and optimal control, volume ii. *Belmont, MA: Athena Scientific*, 2011.
- [8] Nicholas Boffi, Stephen Tu, Nikolai Matni, Jean-Jacques Slotine, and Vikas Sindhvani. Learning stability certificates from data. In *Proceedings of the 2020 Conference on Robot Learning*, volume 155 of *Proceedings of Machine Learning Research*, pages 1341–1350. PMLR, 16–18 Nov 2021.
- [9] Monimoy Bujarbaruah, Xiaojing Zhang, Ugo Rosolia, and Francesco Borrelli. Adaptive mpc for iterative tasks. In *2018 IEEE Conference on Decision and Control (CDC)*, pages 6322–6327, 2018.
- [10] Guillermo A. Castillo, Bowen Weng, Wei Zhang, and Ayonga Hereid. Robust feedback motion policy design using reinforcement learning on a 3d digit bipedal robot. In *2021 IEEE/RSJ International Conference on Intelligent Robots and Systems (IROS)*, pages 5136–5143, 2021.
- [11] Kwan Ho Ryan Chan, Yaodong Yu, Chong You, Haozhi Qi, John Wright, and Yi Ma. Redunet: A white-box deep network from the principle of maximizing rate reduction. *arXiv preprint arXiv:2105.10446*, 2021.
- [12] Mo Chen and Claire J Tomlin. Hamilton-jacobi reachability: Some recent theoretical advances and applications in unmanned airspace management. *Annual Review of Control, Robotics, and Autonomous Systems*, 1:333–358, 2018.
- [13] Mo Chen, Sylvia Herbert, Haimin Hu, Ye Pu, Jaime Fernandez Fisac, Somil Bansal, SooJean Han, and Claire J Tomlin. Fastrack: a modular framework for real-time motion planning and guaranteed safe tracking. *IEEE Transactions on Automatic Control*, 2021.
- [14] Richard Cheng, Gábor Orosz, Richard M Murray, and Joel W Burdick. End-to-end safe reinforcement learning through barrier functions for safety-critical continuous control tasks. *Proceedings of the AAAI Conference on Artificial Intelligence*, 33(01):3387–3395, 2019.
- [15] Richard Cheng, Mohammad Javad Khojasteh, Aaron D Ames, and Joel W Burdick. Safe multi-agent interaction through robust control barrier functions with learned uncertainties. In *2020 59th IEEE Conference on Decision and Control (CDC)*, pages 777–783, 2020.
- [16] Jason Choi, Fernando Castaneda, Claire J Tomlin, and Koushil Sreenath. Reinforcement learning for safety-critical control under model uncertainty, using control lyapunov functions and control barrier functions. In *Proceedings of Robotics: Science and Systems*, 2020.
- [17] Glen Chou, Necmiye Ozay, and Dmitry Berenson. Model error propagation via learned contraction metrics for safe feedback motion planning of unknown systems. *arXiv preprint arXiv:2104.08695*, 2021.
- [18] Yinlam Chow, Mohammad Ghavamzadeh, Lucas Janson, and Marco Pavone. Risk-constrained reinforcement learning with percentile risk criteria. *The Journal of Machine Learning Research*, 18(1):6070–6120, 2017.
- [19] Yinlam Chow, Ofir Nachum, Edgar Duenez-Guzman, and Mohammad Ghavamzadeh. A lyapunov-based approach to safe reinforcement learning. *Advances in neural information processing systems*, 31, 2018.
- [20] Hongkai Dai, Benoit Landry, Lujie Yang, Marco Pavone, and Russ Tedrake. Lyapunov-stable neural-network control. In *Proceedings of Robotics: Science and Systems*, 2021.
- [21] Charles Dawson, Zengyi Qin, Sicun Gao, and Chuchu Fan. Safe nonlinear control using robust neural lyapunov-barrier functions. In *Conference on Robot Learning*, pages 1724–1735. PMLR, 2022.
- [22] David D Fan, Ali-akbar Agha-mohammadi, and Evangelos A Theodorou. Deep learning tubes for tube mpc. In *Proceedings of Robotics: Science and Systems*, 2020.
- [23] Jaime F Fisac, Neil F Lugovoy, Vicenç Rubies-Royo, Shromona Ghosh, and Claire J Tomlin. Bridging hamilton-jacobi safety analysis and reinforcement learning. In *2019 International Conference on Robotics and Automation (ICRA)*, pages 8550–8556, 2019.
- [24] Gene F Franklin, J David Powell, Abbas Emami-Naeini, and J David Powell. *Feedback control of dynamic systems*, volume 4. Prentice hall Upper Saddle River, NJ, 2002.
- [25] Aditya Gahlawat, Pan Zhao, Andrew Patterson, Naira Hovakimyan, and Evangelos Theodorou. L1-gp: L1

- adaptive control with bayesian learning. In *Learning for Dynamics and Control*, pages 826–837. PMLR, 2020.
- [26] Yukai Gong, Ross Hartley, Xingye Da, Ayonga Hereid, Omar Harib, Jiunn-Kai Huang, and Jessy Grizzle. Feedback control of a cassie bipedal robot: Walking, standing, and riding a segway. In *2019 American Control Conference (ACC)*, pages 4559–4566, 2019.
- [27] Ruben Grandia, Andrew J Taylor, Aaron D Ames, and Marco Hutter. Multi-layered safety for legged robots via control barrier functions and model predictive control. In *2021 IEEE International Conference on Robotics and Automation (ICRA)*, pages 8352–8358, 2021.
- [28] Suiyi He, Jun Zeng, Bike Zhang, and Koushil Sreenath. Rule-based safety-critical control design using control barrier functions with application to autonomous lane change. In *2021 American Control Conference (ACC)*, pages 178–185, 2021.
- [29] Sylvia L Herbert, Mo Chen, SooJean Han, Somil Bansal, Jaime F Fisac, and Claire J Tomlin. Fastrack: A modular framework for fast and guaranteed safe motion planning. In *2017 IEEE 56th Annual Conference on Decision and Control (CDC)*, pages 1517–1522, 2017.
- [30] Jemin Hwangbo, Inkyu Sa, Roland Siegwart, and Marco Hutter. Control of a quadrotor with reinforcement learning. *IEEE Robotics and Automation Letters*, 2(4):2096–2103, 2017.
- [31] Boris Ivanovic, James Harrison, Apoorva Sharma, Mo Chen, and Marco Pavone. Barc: Backward reachability curriculum for robotic reinforcement learning. In *2019 International Conference on Robotics and Automation (ICRA)*, pages 15–21, 2019.
- [32] Ming Jin and Javad Lavaei. Stability-certified reinforcement learning: A control-theoretic perspective. *IEEE Access*, 8:229086–229100, 2020.
- [33] Girish Joshi and Girish Chowdhary. Deep model reference adaptive control. In *2019 IEEE 58th Conference on Decision and Control (CDC)*, pages 4601–4608, 2019.
- [34] Sanket Kamthe and Marc Deisenroth. Data-efficient reinforcement learning with probabilistic model predictive control. In *International conference on artificial intelligence and statistics*, pages 1701–1710. PMLR, 2018.
- [35] Maximilian Karl, Maximilian Soelch, Justin Bayer, and Patrick Van der Smagt. Deep variational bayes filters: Unsupervised learning of state space models from raw data. *arXiv preprint arXiv:1605.06432*, 2016.
- [36] Johannes Köhler, Peter Kötting, Raffaele Soloperto, Frank Allgöwer, and Matthias A Müller. A robust adaptive model predictive control framework for nonlinear uncertain systems. *International Journal of Robust and Nonlinear Control*, 31(18):8725–8749, 2021.
- [37] J Zico Kolter and Gaurav Manek. Learning stable deep dynamics models. *Advances in neural information processing systems*, 32, 2019.
- [38] Joonho Lee, Jemin Hwangbo, Lorenz Wellhausen, Vladlen Koltun, and Marco Hutter. Learning quadrupedal locomotion over challenging terrain. *Science robotics*, 5(47), 2020.
- [39] Sergey Levine and Vladlen Koltun. Guided policy search. In *International conference on machine learning*, pages 1–9. PMLR, 2013.
- [40] Sergey Levine, Chelsea Finn, Trevor Darrell, and Pieter Abbeel. End-to-end training of deep visuomotor policies. *The Journal of Machine Learning Research*, 17(1):1334–1373, 2016.
- [41] Zhongyu Li, Christine Cummings, and Koushil Sreenath. Animated cassie: A dynamic relatable robotic character. In *2020 International Conference on Intelligent Robots and Systems (IROS)*, 2020.
- [42] Zhongyu Li, Xuxin Cheng, Xue Bin Peng, Pieter Abbeel, Sergey Levine, Glen Berseth, and Koushil Sreenath. Reinforcement learning for robust parameterized locomotion control of bipedal robots. In *2021 IEEE International Conference on Robotics and Automation (ICRA)*, pages 2811–2817, 2021.
- [43] Zhongyu Li, Jun Zeng, Shuxiao Chen, and Koushil Sreenath. Vision-aided autonomous navigation of underactuated bipedal robots in height-constrained environments. *arXiv preprint arXiv:2109.05714*, 2021.
- [44] Lennart Ljung. System identification. In *Signal analysis and prediction*, pages 163–173. Springer, 1998.
- [45] Horia Mania, Aurelia Guy, and Benjamin Recht. Simple random search of static linear policies is competitive for reinforcement learning. *Advances in Neural Information Processing Systems*, 31, 2018.
- [46] Zahra Marvi and Bahare Kiumarsi. Safe reinforcement learning: A control barrier function optimization approach. *International Journal of Robust and Nonlinear Control*, 31(6):1923–1940, 2021.
- [47] Teodor Mihai Moldovan and Pieter Abbeel. Safe exploration in markov decision processes. In *Proceedings of the 29th International Conference on Machine Learning (ICML)*, pages 1451–1458, 2012.
- [48] Quan Nguyen, Ayush Agrawal, William Martin, Hartmut Geyer, and Koushil Sreenath. Dynamic bipedal locomotion over stochastic discrete terrain. *The International Journal of Robotics Research*, 37(13-14):1537–1553, 2018.
- [49] Chris J Ostafew, Angela P Schoellig, and Timothy D Barfoot. Robust constrained learning-based nmmpc enabling reliable mobile robot path tracking. *The International Journal of Robotics Research*, 35(13):1547–1563, 2016.
- [50] Xue Bin Peng, Marcin Andrychowicz, Wojciech Zaremba, and Pieter Abbeel. Sim-to-real transfer of robotic control with dynamics randomization. In *2018 IEEE international conference on robotics and automation (ICRA)*, pages 3803–3810, 2018.
- [51] Xue Bin Peng, Erwin Coumans, Tingnan Zhang, Tsang-Wei Edward Lee, Jie Tan, and Sergey Levine. Learning agile robotic locomotion skills by imitating animals. In *Robotics: Science and Systems*, 07 2020.
- [52] Spencer M Richards, Felix Berkenkamp, and Andreas Krause. The lyapunov neural network: Adaptive stability

- certification for safe learning of dynamical systems. In *Conference on Robot Learning*, pages 466–476. PMLR, 2018.
- [53] Alexander Robey, Haimin Hu, Lars Lindemann, Hanwen Zhang, Dimos V Dimarogonas, Stephen Tu, and Nikolai Matni. Learning control barrier functions from expert demonstrations. In *2020 59th IEEE Conference on Decision and Control (CDC)*, pages 3717–3724, 2020.
- [54] Alexander Robey, Lars Lindemann, Stephen Tu, and Nikolai Matni. Learning robust hybrid control barrier functions for uncertain systems. *IFAC-PapersOnLine*, 54(5):1–6, 2021.
- [55] Matteo Saveriano and Dongheui Lee. Learning barrier functions for constrained motion planning with dynamical systems. In *2019 IEEE/RSJ International Conference on Intelligent Robots and Systems (IROS)*, pages 112–119, 2019.
- [56] John Schulman, Filip Wolski, Prafulla Dhariwal, Alec Radford, and Oleg Klimov. Proximal policy optimization algorithms. *arXiv preprint arXiv:1707.06347*, 2017.
- [57] Jonah Siekmann, Yesh Godse, Alan Fern, and Jonathan Hurst. Sim-to-real learning of all common bipedal gaits via periodic reward composition. In *2021 IEEE International Conference on Robotics and Automation (ICRA)*, pages 7309–7315, 2021.
- [58] Andrew Singletary, Thomas Gurriet, Petter Nilsson, and Aaron D. Ames. Safety-critical rapid aerial exploration of unknown environments. In *2020 IEEE International Conference on Robotics and Automation (ICRA)*, pages 10270–10276, 2020.
- [59] Tong Duy Son and Quan Nguyen. Safety-critical control for non-affine nonlinear systems with application on autonomous vehicle. In *2019 IEEE 58th Conference on Decision and Control (CDC)*, pages 7623–7628, 2019.
- [60] Yanan Sui, Alkis Gotovos, Joel Burdick, and Andreas Krause. Safe exploration for optimization with gaussian processes. In *International Conference on Machine Learning*, pages 997–1005. PMLR, 2015.
- [61] Andrew Taylor, Andrew Singletary, Yisong Yue, and Aaron Ames. Learning for safety-critical control with control barrier functions. In *Learning for Dynamics and Control*, pages 708–717. PMLR, 2020.
- [62] Emanuel Todorov, Tom Erez, and Yuval Tassa. Mujoco: A physics engine for model-based control. In *2012 IEEE/RSJ International Conference on Intelligent Robots and Systems*, pages 5026–5033, 2012.
- [63] Eugene Vitis, Yuqing Du, Kanaad Parvate, Kathy Jang, Pieter Abbeel, and Alexandre Bayen. Robust reinforcement learning using adversarial populations. *arXiv preprint arXiv:2008.01825*, 2020.
- [64] Chuangzheng Wang, Yiming Meng, Yanan Li, Stephen L Smith, and Jun Liu. Learning control barrier functions with high relative degree for safety-critical control. In *2021 European Control Conference (ECC)*, pages 1459–1464, 2021.
- [65] Manuel Watter, Jost Springenberg, Joschka Boedecker, and Martin Riedmiller. Embed to control: A locally linear latent dynamics model for control from raw images. *Advances in neural information processing systems*, 28, 2015.
- [66] Colin Wei, Sham Kakade, and Tengyu Ma. The implicit and explicit regularization effects of dropout. In *International Conference on Machine Learning*, pages 10181–10192. PMLR, 2020.
- [67] Tyler Westenbroek, Fernando Castañeda, Ayush Agrawal, S Shankar Sastry, and Koushil Sreenath. Learning min-norm stabilizing control laws for systems with unknown dynamics. In *2020 59th IEEE Conference on Decision and Control (CDC)*, pages 737–744, 2020.
- [68] Tyler Westenbroek, David Fridovich-Keil, Eric Mazumdar, Shreyas Arora, Valmik Prabhu, S Shankar Sastry, and Claire J Tomlin. Feedback linearization for uncertain systems via reinforcement learning. In *2020 IEEE International Conference on Robotics and Automation (ICRA)*, pages 1364–1371, 2020.
- [69] John Wright and Yi Ma. *High-dimensional data analysis with low-dimensional models: Principles, computation, and applications*. Cambridge University Press, 2021.
- [70] Zhaoming Xie, Glen Berseth, Patrick Clary, Jonathan Hurst, and Michiel van de Panne. Feedback control for cassie with deep reinforcement learning. In *2018 IEEE/RSJ International Conference on Intelligent Robots and Systems (IROS)*, pages 1241–1246, 2018.
- [71] Shakiba Yaghoubi, Georgios Fainekos, and Sriram Sankaranarayanan. Training neural network controllers using control barrier functions in the presence of disturbances. In *2020 IEEE 23rd International Conference on Intelligent Transportation Systems (ITSC)*, pages 1–6, 2020.
- [72] Jun Zeng, Zhongyu Li, and Koushil Sreenath. Enhancing feasibility and safety of nonlinear model predictive control with discrete-time control barrier functions. In *2021 60th IEEE Conference on Decision and Control (CDC)*, pages 6137–6144, 2021.
- [73] Jun Zeng, Bike Zhang, Zhongyu Li, and Koushil Sreenath. Safety-critical control using optimal-decay control barrier function with guaranteed point-wise feasibility. In *2021 American Control Conference (ACC)*, pages 3856–3863, 2021.
- [74] Jun Zeng, Bike Zhang, and Koushil Sreenath. Safety-critical model predictive control with discrete-time control barrier function. In *American Control Conference (ACC)*, pages 3882–3889, 2021.