
Latent Plan Transformer for Trajectory Abstraction: Planning as Latent Space Inference

Deqian Kong^{1,*}, Dehong Xu^{1,*}, Minglu Zhao^{1,*}, Bo Pang², Jianwen Xie³,
Andrew Lizarraza¹, Yuhao Huang⁴, Sirui Xie^{5,*}, Ying Nian Wu¹

¹Department of Statistics and Data Science, UCLA

²Salesforce Research ³Akool Research ⁴Xi'an Jiaotong University

⁵Department of Computer Science, UCLA

Abstract

In tasks aiming for long-term returns, planning becomes essential. We study generative modeling for planning with datasets repurposed from offline reinforcement learning. Specifically, we identify temporal consistency in the absence of step-wise rewards as one key technical challenge. We introduce the Latent Plan Transformer (LPT), a novel model that leverages a latent variable to connect a Transformer-based trajectory generator and the final return. LPT can be learned with maximum likelihood estimation on trajectory-return pairs. In learning, posterior sampling of the latent variable naturally integrates sub-trajectories to form a consistent abstraction despite the finite context. At test time, the latent variable is inferred from an expected return before policy execution, realizing the idea of *planning as inference*. Our experiments demonstrate that LPT can discover improved decisions from sub-optimal trajectories, achieving competitive performance across several benchmarks, including Gym-Mujoco, Franka Kitchen, Maze2D, and Connect Four. It exhibits capabilities in nuanced credit assignments, trajectory stitching, and adaptation to environmental contingencies. These results validate that latent variable inference can be a strong alternative to step-wise reward prompting.

1 Introduction

Decision Transformer (DT) (Chen et al., 2021) and some concurrent work (Janner et al., 2021) have popularized the research agenda of decision-making via generative modeling. The general idea is to consider decision-making as a generative process that takes in a representation of the task objective, e.g. the rewards or returns of a trajectory, and outputs a representation of the trajectory. Intuitively, a purposeful decision-making process should shift the trajectory distribution towards regimes with higher returns. In the classical decision-making literature, this is achieved by two interweaving processes, policy evaluation and policy improvement (Sutton and Barto, 2018). Policy evaluation promotes consistency in the estimated correlations between the trajectories and the returns. In DT, this is realized by the maximum likelihood estimation (MLE) of the joint distribution of sequences consisting of states, actions, and return-to-gos (RTG). Policy improvement shifts the distribution to improve the status quo expectation of the returns. In DT, this is naturally entailed since the policy is a distribution of actions conditioned on step-wise RTGs.

In this work, we are interested in the problem of *planning*. Among various ways to identify *planning* as a special class of decision-making problems, we pay particular attention to its data specification

*Equal Contribution

Project page: <https://sites.google.com/view/latent-plan-transformer>.

Code: <https://github.com/mingluzhao/Latent-Plan-Transformer>.

and inductive biases. As designing step-wise rewards requires significant effort and domain expertise, we focus on the problem of learning from trajectory-return pairs, where a trajectory is a sequence of states and actions, and the return is its total rewards. This design choice forces the agents to predict into the long-term future and figure out step-wise credits by themselves. A competitive Temporal Difference (TD) learning baseline, CQL (Kumar et al., 2020), was reported to be fragile under this data specification (Chen et al., 2021).

Our design of inductive biases reflects our intuition of a *plan*. While a policy is a factor of the trajectory distribution, a *plan* is an abstraction lifted from the space of trajectories. As a plan is always made in advance of receiving returns, it implies *significance*, *persistence*, and *contingency*. An agent should plan for more significant returns. It should be persistent in its plan even if the return is assigned in hindsight. It should also be adaptable to the environment’s changes during the execution of the plan. We formulate this hierarchy of decision-making with a top-down latent variable model. The latent variable we introduce is effectively a *plan*, for it decouples the trajectory generation from the expected improvement of returns. The autoregressive policy always consults this temporally extended latent variable to be persistent in the plan. The top-down structure enables the agent to disentangle the variations in its plan from the environment’s contingencies.

In this work, we introduce the Latent Plan Transformer (LPT), a novel generative model featuring a latent vector modeled by a neural transformation of Gaussian white noise, a Transformer-based policy conditioned on this latent vector and a return estimation model. LPT is learned by maximum likelihood estimation (MLE). Given an expected return, posterior inference of the latent vector in LPT is an explicit process for iterative refinement of the *plan*. The inferred latent variable replaces RTG in the conditioning of the auto-regressive policy, providing richer information about the anticipated future. We further develop a mode-seeking sampling scheme that strongly enforce the temporal consistency for long-range planning, which is particularly effective in *stitch* trajectory, i.e., to compose parts of sub-optimal trajectories to reach far beyond (Fu et al., 2020). LPT demonstrates competitive performance in Gym-Mujoco locomotion, Franka kitchen, goal-reaching tasks in maze2d and antmaze, and a contingent planning task Connect Four. These empirical results support that latent variable inference can enable and improve planning in the absence of step-wise rewards.

2 Background

A sequential decision-making problem can be formulated with a decision process $\langle S, A, H, Tr, r, \rho \rangle$ that contains a set S of states and a set A of actions. Horizon H is the maximum number of steps the agent can execute before the termination of the sequence. We further employ S^+ to denote the set of all non-empty state sequences within the horizon and A^+ for action sequences likewise. $Tr : S^+ \times A^+ \mapsto \Pi(S)$ is the transition that returns a distribution over the next state. $r : S^+ \times A^+ \mapsto \mathbb{R}$ specifies the real-valued reward at each step. $\rho : \Pi(S)$ is the initial state distribution that is always uncontrollable to the agent. The agent’s decisions follow a policy $\pi : S^+ \times A^+ \mapsto \Pi(A)$. In each episode, the agent interacts with the transition model to generate a trajectory $\tau = (s_1, a_1, s_2, a_2, \dots, s_H, a_H)$.

The objective of sequential decision-making is typically formulated as the expected trajectory return $y = \sum_{t=0}^H r_t$, $Q = \mathbb{E}_{p(\tau)}[y]$. Conventional RL algorithms solve for a policy $\pi(a_t|s_t, *)$, where the conditioning $*$ denotes the optimal expected return. DT generalizes this policy to $\pi(a_t|s_{\leq t}, a_{< t}, RTG_{\leq t})$, by fitting the joint distribution $p(s_1, a_1, RTG_1, \dots, s_T, a_T, RTG_T)$ with a Transformer. RTG_t is the return-to-go from step t to the horizon H , $RTG_t = \sum_{k=t}^H r(s_{\leq k}, a_{\leq k})$. It is a useful indication of future rewards, especially when rewards are dense and informative.

However, RTG becomes less reliable when rewards are sparse or have non-trivial relations with the return. Distributing the return to each step is a credit assignment problem. Consider an example of an ideal credit assignment mechanism: When students receive partial credits for their incomplete answers, it’s more fair to give points equal to the full marks minus the expected points for all possible ways to finish the answer, rather than assuming students have no knowledge of the remaining parts. This credit assignment mechanism can be formalized as, $RTG_t^Q = \sum_{k=t}^K r(s_{\leq k}, a_{\leq k}) + \mathbb{E}[Q(s_{\leq K}, a_{\leq K})]$. Here Q can be estimated using deep TD learning with multi-step returns. Yamagata et al. (2023) instantiate a Markovian version and demonstrate improvement in trajectory *stitching*.

Whatever credit assignment we use, be it RTG or RTG^Q , the purpose is to explicitly model the statistical association between trajectory steps and final returns. This effort is believed to be necessary because of the exponential complexity of the trajectory space. This belief, however, can be re-examined given the success of sequence modeling. We explore an alternative design choice by directly associating the latent vector that generates the trajectory with the return.

3 Latent Plan Transformer (LPT)

3.1 Model

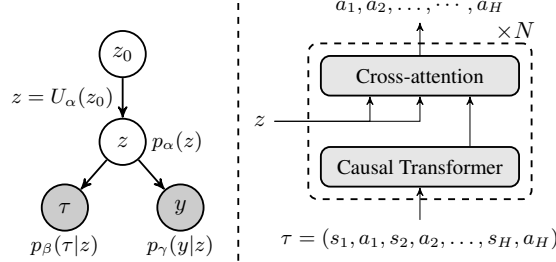


Figure 1: *Left:* Overview of Latent Plan Transformer (LPT). $z \in \mathbb{R}^d$ is the latent vector. The prior distribution of z is a neural transformation of z_0 , i.e., $z = U_\alpha(z_0)$, $z_0 \sim \mathcal{N}(0, I_d)$. Given z , τ and y are independent. $p_\beta(\tau|z)$ is the trajectory generator. $p_\gamma(y|z)$ is the return predictor. *Right:* Illustration of trajectory generator $p_\beta(\tau|z)$.

Given a variable-length trajectory τ , $z \in \mathbb{R}^d$ is a vector that represents τ in the latent space. $y \in \mathbb{R}$ is the return of the trajectory. The joint distribution of the trajectory and its return is defined as $p(\tau, y)$.

The latent trajectory variable z , conceptualized as a plan, is posited to decouple the autoregressive policy and return estimation. From a statistical standpoint, with z given, we assume that τ and y are conditionally independent, positioning z as the information bottleneck. Under this assumption, the Latent Plan Transformer (LPT) can be defined as,

$$p_\theta(\tau, y, z) = p_\alpha(z)p_\beta(\tau|z)p_\gamma(y|z), \quad (1)$$

where $\theta = (\alpha, \beta, \gamma)$. LPT approximates the data distribution $p_{\text{data}}(\tau, y)$ using the marginal distribution $p_\theta(\tau, y) = \int p_\theta(\tau, y, z) dz$. It also establishes a generation process,

$$z \sim p_\alpha(z), \quad [\tau|z] \sim p_\beta(\tau|z), \quad [y|z] \sim p_\gamma(y|z). \quad (2)$$

The prior model $p_\alpha(z)$ is an implicit generator, defined as a learnable neural transformation of an isotropic Gaussian, $z = U_\alpha(z_0)$ and $z_0 \sim \mathcal{N}(0, I_d)$. $U_\alpha(\cdot)$ is an expressive neural network, such as the UNet (Ronneberger et al., 2015). This approach is inspired by, yet contrasts with Pang et al. (2020), wherein the latent space prior is modeled as an Energy-based Model (EBM) (Xie et al., 2016). While EBM offers explicit unnormalized density, its sampling process is complex. Conversely, our model provides an implicit density with simpler sampling.

The trajectory generator $p_\beta(\tau|z)$ is a conditional autoregressive model with finite context K , $p_\beta(\tau|z) = \prod_{t=1}^H p_\beta(\tau_t | \tau_{t-K}, \dots, \tau_{t-1}, z)$ where $\tau_t = (s_t, a_t)$. It can be parameterized by a causal Transformer with parameter β , similar to Decision Transformer (Chen et al., 2021). Specifically, the latent variable z is included in trajectory generation using cross-attention, as shown in Fig. 1 and controls each step of the autoregressive trajectory generation as $p_\beta(a_t | s_{t-K:t}, a_{t-K:t-1}, z)$. The action is assumed to follow a single-mode Gaussian distribution, i.e. $a_t \sim \mathcal{N}(g_\beta(s_{t-K:t}, a_{t-K:t-1}, z), I_{|A|})$.

The return predictor is a non-linear regression on the latent trajectory variable z , modeled as $p_\gamma(y|z) = \mathcal{N}(r_\gamma(z), \sigma^2)$. It directly predicts the final return from the latent variable z . The function $r_\gamma(z)$ is a small multi-layer perceptron (MLP) that estimates y based on z . The variance σ^2 , is treated as the hyper-parameter in our setting.

3.2 Offline Learning

With a set of offline training examples $\{(\tau_i, y_i)\}_{i=1}^n$, we aim to learn Latent Plan Transformer (LPT) through maximum likelihood estimation (MLE). The log-likelihood function is defined as $L(\theta) = \sum_{i=1}^n \log p_\theta(\tau_i, y_i)$. The joint probability of the trajectory and final return is

$$p_\theta(\tau, y) = \int p_\beta(\tau|z = U_\alpha(z_0))p_\gamma(y|z = U_\alpha(z_0))p_0(z_0)dz_0, \quad (3)$$

where $p_0(z_0) = \mathcal{N}(0, I_d)$. The learning gradient of log-likelihood can be calculated according to

$$\nabla_\theta \log p_\theta(\tau, y) = \mathbb{E}_{p_\theta(z_0|\tau, y)}[\nabla_\theta \log p_\beta(\tau|U_\alpha(z_0)) + \nabla_\theta \log p_\gamma(y|U_\alpha(z_0))]. \quad (4)$$

The full derivation of the learning method is in Appendix A.1. Let $\delta_\alpha, \delta_\beta, \delta_\gamma$ represent the expected gradients of $L(\theta)$ with respect to the model parameters α, β, γ , respectively. The learning gradients for each component are formulated as follows.

For the prior model $p_\alpha(z)$,

$$\delta_\alpha(\tau, y) = \mathbb{E}_{p_\theta(z_0|\tau, y)}[\nabla_\alpha(\log p_\beta(\tau|z = U_\alpha(z_0)) + \nabla_\alpha \log p_\gamma(y|z = U_\alpha(z_0)))].$$

For the trajectory generator,

$$\delta_\beta(\tau, y) = \mathbb{E}_{p_\theta(z_0|\tau, y)}[\nabla_\beta \log p_\beta(\tau|z = U_\alpha(z_0))],$$

For the return predictor,

$$\delta_\gamma(\tau, y) = \mathbb{E}_{p_\theta(z_0|\tau, y)}[\nabla_\gamma \log p_\gamma(y|z = U_\alpha(z_0))].$$

Estimating these expectations requires Markov Chain Monte Carlo (MCMC) sampling of the posterior distribution $p_\theta(z_0|\tau, y)$. We use the Langevin dynamics (Neal, 2011) for MCMC sampling, iterating as follows for a target distribution $\pi(z)$:

$$z^{k+1} = z^k + s \nabla_z \log \pi(z^k) + \sqrt{2s} \epsilon^k, \quad (5)$$

where k indexes the time step of the Langevin dynamics, s is the step size, and $\epsilon^k \sim \mathcal{N}(0, I_d)$ is the Gaussian white noise. Here, $\pi(z)$ is instantiated as the posterior distribution $p_\theta(z_0|\tau, y)$. We have $p_\theta(z_0|\tau, y) \propto p_0(z_0)p_\gamma(y|z)p_\beta(\tau|z)$, where $z = U_\alpha(z_0)$, such that the gradient is

$$\nabla_{z_0} \log p_\theta(z_0|\tau, y) = \underbrace{\nabla_{z_0} \log p_0(z_0)}_{\text{prior}} + \underbrace{\nabla_{z_0} \log p_\gamma(y|z)}_{\text{return prediction}} + \underbrace{\sum_{t=1}^H \nabla_{z_0} \log p_\beta(\tau_t|\tau_{t-K:t-1}, z)}_{\text{aggregating finite-context sub-trajectories}}.$$

This demonstrates that the posterior inference of z is an explicit process of optimizing a plan given its likelihood. In the presence of a finite context, $p_\beta(\tau|z)$ parametrized with Transformer can only account for sub-trajectories with a maximum length of K . The latent variable z serves as an abstraction that integrates information from both the final return and sub-trajectories using gradients.

The sampling process starts by initializing $z_0^{k=0}$ from a standard normal distribution $\mathcal{N}(0, I_d)$. We then apply N steps of Langevin dynamics (e.g., $N = 15$) to approximate the posterior distribution, making our learning algorithm an approximate MLE. For a theoretical understanding of this noise-initialized finite-step MCMC, see Pang et al. (2020); Nijkamp et al. (2020); Xie et al. (2023). However, for large horizons (e.g., $H=1000$), this method becomes slow and memory-intensive. To mitigate this, we adopt the persistent Markov Chain (PMC) (Tieleman, 2008; Xie et al., 2016; Han et al., 2017), which amortizes sampling across training iterations. During training, $z_0^{k=0}$ is initialized from the previous iteration and the number of updates is reduced to $N = 2$ steps. See Appendix A.2 for training and architecture details.

3.3 Planning as Inference

The MLE learning of LPT gives us an agent that can plan. During testing, we first infer the latent z_0 given the desired return y using Bayes' rule,

$$z_0 \sim p_\theta(z_0|y) \propto p_0(z_0)p_\gamma(y|z = U_\alpha(z_0)). \quad (6)$$

This posterior sampling is achieved using Langevin dynamics similar to the training process. Specifically, we replace the target distribution in Eq. (5) with $p_\theta(z_0|y)$ and run MCMC for a fixed number of steps. Sampling from $p_\theta(z_0|y)$ eliminates the need for expensive back-propagation through the trajectory generator $p_\beta(\tau|z)$.

This posterior sampling of $p(z_0|y)$ is an explicit process that iteratively refines the latent plan z , increasing its likelihood given the desired final return. It aligns with our intuition that planning is an inference process. This inferred z , fixed ahead of the policy execution, effectively serves as a plan. At each step, the agent consults this plan to generate actions conditioned on the current state and recent history, $a_t \sim p_\beta(a_t|s_{t-K:t-1}, a_{t-K:t-1}, z = U_\alpha(z_0))$.

Once a decision is made, the environment’s (possibly non-Markovian) transition $s_{t+1} \sim p(s_{t+1}|a_t, s_t)$ emits the next state. This sequential decision-making process iterates the sampling of s_t and a_t until termination at the horizon.

Exploitation-inclined Inference (EI) Inspired by the classifier guidance (CG) (Dhariwal and Nichol, 2021; Ho and Salimans, 2022) in conditional diffusion models, we introduce a guidance weight w to the original posterior in Eq. (6)

$$\tilde{p}_\theta(z_0|y) \propto p_0(z_0)p_\gamma(y|z)^w, z = U_\alpha(z_0), \quad (7)$$

which has the score $\nabla_{z_0} \log \tilde{p}_\theta(z_0|y) = \nabla_{z_0} \log p_0(z_0) + w \nabla_{z_0} \log p_\gamma(y|z)$. This guidance weight w controls the interpolation between exploration and exploitation. When $w = 1$, the sampled plans collectively represent the posterior density and account for Bayesian uncertainty, resulting in a provably efficient exploration scheme (Osband and Van Roy, 2017). When $w > 1$, the sampled plans are more concentrated around the modes of the posterior distribution, which are plans more likely to the agent. The larger the value of w , the more confident the agent becomes, and the stronger the inclination towards exploitation.

An overview of the algorithms for both offline learning and inference can be found in the following.

Algorithm 1 Offline learning

Input: Learning iterations T , initial parameters $\theta_0 = (\alpha_0, \beta_0, \gamma_0)$, offline training samples $\mathcal{D} = \{\tau_i, y_i\}_{i=1}^n$, posterior sampling step size s , the number of steps N , and the learning rate η_0, η_1, η_2 .
Output: θ_T
for $t = 1$ **to** T **do**
 1. **Posterior sampling:** For each (τ_i, y_i) , sample $z_0 \sim p_{\theta_t}(z_0|\tau_i, y_i)$ using Eq. (5) with N steps and step-size s , where the target distribution π is $p_{\theta_t}(z_0|\tau_i, y_i)$.
 2. **Learn prior model** $p_\alpha(z)$, **trajectory generator** $p_\beta(\tau|z)$ and **return predictor** $p_\gamma(y|z)$:
 $\alpha_{t+1} = \alpha_t + \eta_0 \frac{1}{n} \sum_i \delta_\alpha(\tau_i, y_i)$; $\beta_{t+1} = \beta_t + \eta_1 \frac{1}{n} \sum_i \delta_\beta(\tau_i, y_i)$; $\gamma_{t+1} = \gamma_t + \eta_2 \frac{1}{n} \sum_i \delta_\gamma(\tau_i, y_i)$
 as in Section 3.2.
end for

Algorithm 2 Planning as inference

Input: Expected return y , a trained model on offline dataset θ , posterior sampling step size s and the number of steps N , Horizon H and an evaluation environment.
Output: Trajectory τ
if Exploitation-inclined Inference (EI) **then**
 Sample $z_0 \sim \tilde{p}_\theta(z_0|y)$ as in Eq. (7) using Eq. (5) with N steps and step size s , where the target distribution π is replaced by $\tilde{p}_\theta(z_0|y) \propto p_0(z_0)p_\gamma(y|z = U_\alpha(z_0))^w$ and $z = U_\alpha(z_0)$.
else
 Sample $z_0 \sim p_\theta(z_0|y)$ as in Eq. (6) using Eq. (5) with N steps and step size s , where π is replaced by $p_\theta(z_0|y) \propto p_0(z_0)p_\gamma(y|z = U_\alpha(z_0))$ and $z = U_\alpha(z_0)$.
end if
while current time step $t \leq H$ **do**
 Sample a_t using trajectory generator as $a_t \sim p_\beta(a_t|s_{t-K:t-1}, a_{t-K:t-1}, z = U_\alpha(z_0))$.
 Once a decision is made, the environment’s transition $s_{t+1} \sim p(s_{t+1}|a_t, s_t)$ emits the next state.
end while

4 A Sequential Decision-Making Perspective

We approach the sequential decision-making problem with techniques from generative modeling. In particular, our data specification of trajectory-return pairs omits step-wise rewards, based on the belief that the step-wise reward function is only a proxy of the trajectory return. However, step-wise rewards are indispensable input to classical decision-making algorithms. Accumulating the rewards from the current step to the future gives us the *RTG*, which naturally hints the future progress of the trajectory. How is temporal consistency enforced in our model without the assistance of the *RTGs*?

Without loss of generality, consider the trajectory distribution conditioned on a single return value y . The MLE objective is equivalent to minimizing the KL divergence between the data distribution and model distribution, $D_{\text{KL}}(p_{\mathcal{D}}^y(\tau) \| p_{\theta}^y(\tau))$. Here, $p_{\mathcal{D}}$ denotes the data distribution and p_{θ} denotes the model distribution. MLE upon autoregressive modeling imposes additional inductive biases by transforming the objective to $D_{\text{KL}}(p_{\mathcal{D},\text{AR}}^y(\tau) \| p_{\theta,\text{AR}}^y(\tau))$, which is reduced to next-token prediction for behavior cloning and transition model estimation:

$$\sum_{t=1}^H \underbrace{D_{\text{KL}}(p_{\mathcal{D}}^y(a_t | s_{1:t}, a_{1:t-1}) \| p_{\theta}^y(a_t | s_{1:t}, a_{1:t-1}))}_{\text{behavior cloning}} + \sum_{t=1}^H \underbrace{D_{\text{KL}}(p_{\mathcal{D}}^y(s_{t+1} | s_{1:t}, a_{1:t}) \| p_{\theta}^y(s_{t+1} | s_{1:t}, a_{1:t}))}_{\text{transition model estimation}}.$$

However, behavior cloning is believed to suffer from drifting errors since it ignores *covariate shifts* in future steps (Ross and Bagnell, 2010). This concern is unique to sequential decision-making, as the agent cannot control the next state from a stochastic environment, like generating the next text token.

This temporal consistency issue could be alleviated by additionally modeling the sequence of *RTG*. Denote $\rho = (RTG_0, RTG_1, \dots, RTG_H)$. Modeling the joint distribution is to minimize

$$\begin{aligned} D_{\text{KL}}(p_{\mathcal{D}}^y(\tau, \rho) \| p_{\theta}^y(\tau, \rho)) &= D_{\text{KL}}(p_{\mathcal{D}}^y(\tau) \| p_{\theta}^y(\tau)) + D_{\text{KL}}(p_{\mathcal{D}}^y(\rho | \tau) \| p_{\theta}^y(\rho | \tau)) \\ &= D_{\text{KL}}(p_{\mathcal{D},\text{AR}}^y(\tau) \| p_{\theta,\text{AR}}^y(\tau)) + \mathbb{E}_{p_{\mathcal{D}}^y(\tau)} \left[\sum_{t=1}^H \underbrace{D_{\text{KL}}(p_{\mathcal{D}}^y(RTG_t | \tau) \| p_{\theta}^y(RTG_t | \tau))}_{\text{RTG prediction}} \right]. \end{aligned} \quad (8)$$

Note that the *RTG prediction* term is conditioned on the entire trajectory, including the future steps. Minimizing this additional KL divergence correlates predicted *RTGs* with hindsight trajectory-to-go.

Our modeling of the latent trajectory variable z provides an alternative solution to the temporal consistency issue. Eq. (4) is minimizing the KL divergence

$$\begin{aligned} D_{\text{KL}}(p_{\mathcal{D}}^y(\tau, z) \| p_{\theta}^y(\tau, z)) &= D_{\text{KL}}(p_{\mathcal{D}}^y(\tau) \| p_{\theta}^y(\tau)) + D_{\text{KL}}(p_{\mathcal{D}}^y(z | \tau) \| p_{\theta}^y(z | \tau)) \\ &= D_{\text{KL}}(p_{\mathcal{D},\text{AR}}^y(\tau) \| p_{\theta,\text{AR}}^y(\tau)) + \mathbb{E}_{p_{\mathcal{D}}^y(\tau)} \left[\underbrace{D_{\text{KL}}(p_{\mathcal{D}}^y(z | \tau) \| p_{\theta}^y(z | \tau))}_{\text{plan prediction}} \right], \end{aligned} \quad (9)$$

where $p_{\theta}^y(z | \tau) = p_{\mathcal{D}}^y(\tau, z) / p_{\mathcal{D}}^y(\tau)$ and $\bar{\theta} = \theta$ highlights these distributions have the same parameterization as p_{θ}^y but are wrapped with `stop_grad()` operator when calculating gradients for θ (Han et al., 2017). Comparing Eqs. (8) and (9), it is now clear that z plays a similar role as *RTG* in promoting temporal consistency in autoregressive models. Uniquely, $p_{\theta}^y(z | \tau)$ is the temporal abstraction intrinsic to the model, in contrast to step-wise rewards. From a sequential decision-making perspective, z is effectively a *plan* that the agent is persistent to. From a generative modeling perspective, z from different trajectory modes would decompose the density $p^y(a_t | s_{0:t}, a_{0:t-1})$, relieving the burden of learning the autoregressive policy $p_{\beta}(a_t | s_{0:t}, a_{0:t-1}, z)$.

One caveat is that the *transition model estimation* should not be conditioned on y . Mixing up more trajectory regimes could provide additional regularization for its estimation and generalization. Actually, environment stochasticity is a more concerning issue for autoregressive *behavior cloning*, as highlighted by Yang et al. (2022); Paster et al. (2022); Štrupl et al. (2022); Brandfonbrener et al. (2022); Villaflor et al. (2022); Eysenbach et al. (2022). Among them, Yang et al. (2022) pinpoints the issue by viewing *RTGs* as deterministic latent trajectory variables, closely related to what we present here. Uniquely, the latent variable z in our model is inherently multi-modal (hence very non-deterministic) and ignorant of step-wise rewards. We postulate that the overfitting issue might be mitigated. This is validated by our empirical study inspired by Paster et al. (2022).

Although *RTG prediction* and *plan prediction* both promote temporal consistency, they function very differently when mixing trajectories from multiple return-conditioned regimes. *RTG prediction* is a

supervised learning over the joint distribution $p_{\mathcal{D}}(\tau, \rho)$. Simply mixing trajectories from multiple regimes can't encourage generalization to trajectories that are *stitched* with those in the dataset. Yamagata et al. (2023) propose to resolve this by replacing RTG with RTG^Q . Intuitively, this augments the distribution $p_{\mathcal{D}}(\tau, \rho)$ with $p_{\mathcal{D}}(\tau', \rho^Q)$, where τ' denotes trajectories covered by the offline dynamic programming, such as Q learning, and $\rho^Q = (RTG_0^Q, RTG_1^Q, \dots, Q_H)$. It significantly improves tasks requiring trajectory *stitching*. Conversely, *plan prediction* is an unsupervised learning as it samples from $p_{\mathcal{D}}(\tau, y)p_{\bar{\theta}}(z|\tau, y)$. As z contains more trajectory-related information than step-wise $RTGs$, trajectories lying outside of $p_{\mathcal{D}}(\tau, \rho)$ may be in-distribution for $p_{\mathcal{D}}(\tau, y)p_{\bar{\theta}}(z|\tau, y)$. The return prediction training further shapes the representation of z , which can be benefited from denser coverage of y . With more return values covered, we may count on neural networks' strong interpolation capability to shift the trajectory distribution with y -conditioning.

5 Related work

Decision-Making via Sequence Modeling Chen et al. (2021) propose Decision Transformer (DT), pioneering this paradigm shift. Concurrently, Janner et al. (2021) explore beam search upon the learned Transformer for model-based planning and inspired later work that searches over the latent state space (Zhang et al., 2022). Lee et al. (2022) report DT's capability in multi-task setting. Zheng et al. (2022) explore the online extension of DT. Yamagata et al. (2023) augment the Monte Carlo RTG in DT with a Q function and show improvement in tasks requiring trajectory *stitching*. Janner et al. (2022) explore diffusion models (Ho et al., 2020) as an alternative generative model family for decision-making. Our model differentiates from all above in data specification and model formulation.

Latent Trajectory Variables in Behavior Cloning Yang et al. (2022); Paster et al. (2022) investigate the DT's overfitting to environment contingencies and propose latent variable solutions. Our model is closely related to theirs but unique in an EM-style algorithm for MLE. Ajay et al. (2021); Lynch et al. (2020) propose latent variable models to make Markovian policies temporally extended. Their models are more related to VAE (Kingma and Welling, 2014).

Offline Reinforcement Learning Since the offline static datasets only partially cover the state transition spaces, efforts from a conventional RL perspective focus on imposing pessimistic biases to value iteration (Kumar et al., 2020; Kostrikov et al., 2021; Uehara and Sun, 2021; Xie et al., 2021; Cheng et al., 2022). Fujimoto and Gu (2021) show that simply augmenting value-based methods with behavior cloning achieves impressive performance. Emmons et al. (2021) report that supervised learning on return-conditioned policies is competitive to value-based methods in offline RL. Our MLE objective is more related to the supervised learning methods. The latent variable inference further imposes temporal consistency, acting as a replacement of value iteration.

Hierarchical RL Methods like OPAL (Ajay et al., 2021), OPOSM (Freed et al., 2023) address TD-learning's limitations in long-range credit assignment using a two-stage approach: discovering skills from shorter subsequences to reduce the planning horizon, then applying skill-level CQL or online model-based planning on the reduced horizons. This paper focuses on comparing various methods for long-range credit assignment on the original horizon. Future work includes first discovering skills and then modeling them with a skill-level LPT to further extend the effective horizon.

6 Experiments

The data specification of trajectory-return pairs distinguishes our empirical study from most existing works in offline RL. Omitting step-wise rewards naturally increases the challenges in decision-making.

6.1 Overview

Our empirical study adopts the convention from offline RL. We first train our model with the offline data and then test it as an agent in the corresponding task. More training details and ablation studies of LPT can be found in Appendices A.2 and A.4.

OpenAI Gym-Mujoco The D4RL offline RL dataset (Fu et al., 2020) features densely-rewarded locomotion tasks including *Halfcheetah*, *Hopper*, and *Walker2D*. We test for *medium* and *medium-replay*. It also includes *Antmaze*, a locomotion and goal-reaching task with extremely sparse reward.

The agent will only receive a reward of 1 if hitting the target location and 0 otherwise. We use its *umaze* and *umaze-diverse* variants.

Franka Kitchen Franka Kitchen is a multitask environment where a Franka robot with nine degrees of freedom operates within a kitchen setting, interacting with household objects to achieve specific configurations. Our experiments focus on two datasets of the environment: *mixed*, and *partial*, which consists of non-task-directed demonstrations and partially task-directed demonstrations respectively.

Maze2D Maze2D is a navigation task in which the agent reaches a fixed goal location from random starting positions. The agent is rewarded 1 point when it is around the goal. Experiments are conducted on three layouts: *umaze*, *medium*, and *large*, with increasing complexity. The training data of the Maze2D task contains only suboptimal trajectories from and to randomly selected locations.

Connect Four This is a tile-based game, where the agent plays against a stochastic opponent (Paster et al., 2022), receiving at the end of an episode 1 reward for winning, 0 for a draw, and -1 for losing.

Baselines We compare the performance of LPT with several representative baselines including CQL (Kumar et al., 2020), DT (Chen et al., 2021) and QDT (Yamagata et al., 2023). CQL baseline results are obtained from Kumar et al. (2020). QDT baseline results are from Yamagata et al. (2023). The DT results for Gym-Mujoco and Maze2D tasks are from Yamagata et al. (2023), Antmaze from Zheng et al. (2022), and Kitchen implemented based on the published source code. CQL and DT results in the Connect Four experiments are from Paster et al. (2022). The mean and standard deviation of our model, shown as LPT and LPT-EI, are reported over 5 seeds.

Table 1: Evaluation results of offline OpenAI Gym MuJoCo tasks. We provide results for data specification with step-wise reward (left) and final return (right). **Bold** highlighting indicates top scores. LPT outperforms all final-return baselines and most step-wise-reward baselines.

Dataset	Step-wise Reward			Final Return				
	CQL	DT	QDT	CQL	DT	QDT	LPT (Ours)	LPT-EI (Ours)
halfcheetah-medium	44.4	42.1	42.3	1.0	42.4	42.4	43.13 \pm 0.38	43.53 \pm 0.08
halfcheetah-medium-replay	46.2	34.1	35.6	7.8	33.0	32.8	39.64 \pm 0.83	40.66 \pm 0.12
hopper-medium	58.0	60.3	66.5	23.3	57.3	50.7	58.52 \pm 1.92	63.83 \pm 1.47
hopper-medium-replay	48.6	63.7	52.1	7.7	50.8	38.7	82.29 \pm 1.26	89.93 \pm 0.61
walker2d-medium	79.2	73.3	67.1	0.0	69.9	63.7	77.85 \pm 3.18	81.15 \pm 0.33
walker2d-medium-replay	26.7	60.2	58.2	3.2	51.6	29.6	72.31 \pm 1.92	75.68 \pm 0.34
kitchen-mixed	51.0	22.3	-	-	17.2	-	61.9 \pm 1.22	64.7 \pm 0.51
kitchen-partial	49.8	20.4	-	-	10.5	-	61.2 \pm 1.75	65.3 \pm 0.62

6.2 Credit assignment

When resolving the temporal consistency issue, our model doesn’t have an explicit credit assignment mechanism that accounts for the actual contribution of each step. It is not aware of the step-wise rewards either. We are therefore curious about whether the inferred latent variable z can effectively assign fair credits to resolve compounding errors.

Distributing sparse rewards to high-dimensional actions The Gym-Mujoco environment was a standard testbed for high-dimensional continuous control during the development of modern RL algorithms (Lillicrap et al., 2015). In this environment, step-wise rewards were believed to be critical for TD learning methods. In the setup of offline RL, Chen et al. (2021) reported the failure of the competitive CQL baseline when delaying step-wise rewards until the end of the trajectories. DT and QDT are reported to be robust to this alternation. As shown in Table 1, the proposed model, LPT, outperforms these baselines when the data specifications are the same. Notably, LPT even excels in most of the control tasks when compared with the baselines with step-wise rewards.

Distributing delayed rewards to long-range sequences Maze navigation tasks with fully delayed rewards align with our intuition of a planning problem, for it involves decision-making at certain critical states absent of instantaneous feedback. An ideal planner would take in the expected total return and calculate the sequential decisions, automatically distributing credits from the extremely sparse and fully delayed rewards. According to Yamagata et al. (2023), DT fails in these tasks. Our

Table 2: Evaluation results of Maze2D tasks. **Bold** highlighting indicates top scores.

Dataset	CQL	DT	QDT	LPT	LPT-EI
Maze2D-umaze	5.7	31.0 \pm 21.3	57.3 \pm 8.2	65.43 \pm 2.91	70.57 \pm 1.39
Maze2D-medium	5.0	8.2 \pm 4.4	13.3 \pm 5.6	20.62 \pm 1.81	26.66 \pm 0.74
Maze2D-large	12.5	2.3 \pm 0.9	31.0 \pm 19.8	37.21 \pm 2.05	45.89 \pm 2.98

proposed model LPT outperforms QDT by a large margin in all three variants of the maze task. These results validate our hypothesis that the additional plan prediction KL imposes temporal consistency on autoregressive policies.

Table 3: Evaluation results of Antmaze tasks. **Bold** highlighting indicates top scores.

Dataset	CQL	DT	LPT	LPT-EI
Antmaze-umaze	74.0	53.3 \pm 5.52	80.8 \pm 4.83	92.4 \pm 0.80
Antmaze-umaze-diverse	84.0	52.5 \pm 5.89	78.5 \pm 1.66	84.4 \pm 1.96

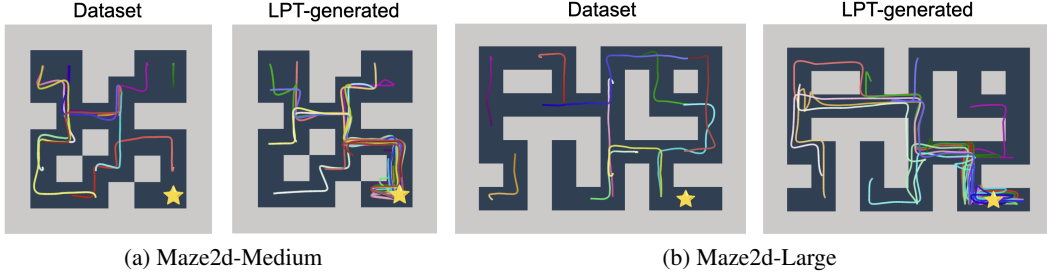


Figure 2: (a) Maze2D-medium environment (b) Maze2D-large environment. Left panels show example trajectories from the training set and right panels show LPT generations. Yellow stars represent the goal states.

6.3 Trajectory stitching

In addition to credit assignment, the setup of offline RL further presents a challenge, trajectory *stitching* (Fu et al., 2020), which articulates the problem of shifting the trajectory distribution towards sparsely covered regimes with higher returns. In the Franka Kitchen environment, both the *mixed*, and *partial* datasets contain undirected data where the robot executes subtasks that do not necessarily achieve the goal configuration. The "mixed" dataset contains no complete solution trajectories, necessitating that the agent learn to piece together relevant sub-trajectories. A similar setting happens in Maze2D domain. Taking Maze2D-medium as an example, in the training set, the average return of all trajectories is 3.98 with a standard deviation of 10.44, where the max return is 47. DT's score is only marginally above the average return. Yamagata et al. (2023) attribute DT's failure in Maze2D to its difficulty with trajectory *stitching*.

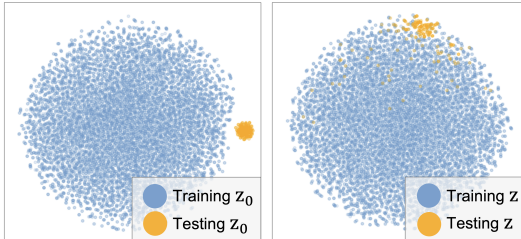


Figure 3: t-SNE plot of latent variables in the Maze2D-medium. Left: Training z_0 from aggregated posterior $\mathbb{E}_{p_D(\tau, y)}[p_\theta(z_0|\tau, y)]$. Testing z_0 from $p_\theta(z_0|y)$, disjoint from training population. Right: Distribution of $z = U_\alpha(z_0)$.

Fig. 2 visualizes samples from the training data and successful trajectories in testing. The left panels show that trajectories in training are sub-optimal in terms of (1) being short in length and (2) containing very few goal-reaching instances. Trajectories on the right are generated by 10 random runs with LPT, where the agent successfully navigates to the end goal from random starting positions in an effective manner. This indicates that the agent can discover the correlation between different y s to facilitate such stitching.

To probe into the agent's understanding of trajectories' returns, we visualize the representation

space of the latent variables. The left of Fig. 3 is the aggregated posterior distribution of z_0 . We can see that z_0 inferred from $p_\theta(z_0|y)$ are distant away from the training population. The agent understands they are not very likely in the training set. The right of Fig. 3 is the distribution of z , which is transformed from z_0 with the UNet, $z = U_\alpha(z_0)$. We observe that z s from the generated trajectories become “in-distribution” in the sense that some of them are mingled into the training population and the remaining lie inside a region coverable through linear interpolation of training samples. The agent understands what trajectories to generate even if they are unlikely among what it has seen.

6.4 Environment contingencies

To live in a stochastic world, contingent planning that is adaptable to unforeseen noises is desirable. Paster et al. (2022); Yang et al. (2022) discover that DT’s performance would degrade in stochastic environments due to inevitable overfitting towards contingencies. We examine LPT and other baselines in Connect Four from Paster et al. (2022). Connect Four is a two-player game, where the opponent will make adversarial moves to deliberately disturb an agent’s plan. According to the empirical study from Paster et al. (2022), the degradation of DT is more significant than in stochastic Gym tasks from Yang et al. (2022). As shown in Table 4, LPT achieves the highest score with minimal variance. The ESPER baseline is from Paster et al. (2022), which is very relevant to LPT as it is also a latent variable model. ESPER learns the latent variable model with an adversarial loss. It further adds a clustering loss in the latent space. LPT’s on-par performance may justify that MLE upon a more flexible prior can play an equal role.

Table 4: Evaluation results on Connect Four. **Bold** highlighting indicates top scores.

Dataset	CQL	DT	ESPER	LPT
Connect Four	0.61 \pm 0.05	0.8 \pm 0.07	0.99 \pm 0.03	0.99 \pm 0.01

7 Limitation

We omit the Antmaze-large experiment from the main text and included potential reasons for LPT’s unsatisfactory performance in Appendix A.3. Another interesting direction is to study LPT’s continual learning potential. During planning, LPT explores with provably efficient posterior sampling (Osband et al., 2013; Osband and Van Roy, 2017).

8 Summary

We study generative modeling for planning in the absence of step-wise rewards. We propose LPT which generates trajectory and return from a latent variable. In learning, posterior sampling of the latent variable naturally gathers sub-trajectories to form an episode-wise abstraction despite finite context in training. In inference, the posterior sampling given the target final return explores the optimal regime of the latent space. It produces a latent variable that guides the autoregressive policy to execute consistently. Across diverse evaluations, LPT demonstrates competitive capacities of nuanced credit assignments, trajectory stitching, and adaptation to environmental contingencies. Contemporary work extends LPT’s application to online molecule design (Kong et al., 2024). Future research directions include studying online and multi-agent variants of this model, exploring its application in real-world robotics, and investigating its potential in embodied agents.

Acknowledgements

The work was partially supported by NSF DMS-2015577, NSF DMS-2415226, and a gift fund from Amazon. We sincerely thank Mr. Shanwei Mu and Dr. Jiajun Lu at Akool Research for their computational support, as well as the anonymous reviewers for their valuable feedback.

References

- Anurag Ajay, Aviral Kumar, Pulkit Agrawal, Sergey Levine, and Ofir Nachum. Opal: Offline primitive discovery for accelerating offline reinforcement learning. In *International Conference on Learning Representations (ICLR)*, 2021.
- David Brandfonbrener, Alberto Bietti, Jacob Buckman, Romain Laroche, and Joan Bruna. When does return-conditioned supervised learning work for offline reinforcement learning? In *Advances in Neural Information Processing Systems (NeurIPS)*, volume 35, pages 1542–1553, 2022.
- Lili Chen, Kevin Lu, Aravind Rajeswaran, Kimin Lee, Aditya Grover, Misha Laskin, Pieter Abbeel, Aravind Srinivas, and Igor Mordatch. Decision transformer: Reinforcement learning via sequence modeling. In *Advances in Neural Information Processing Systems (NeurIPS)*, volume 34, pages 15084–15097, 2021.
- Ching-An Cheng, Tengyang Xie, Nan Jiang, and Alekh Agarwal. Adversarially trained actor critic for offline reinforcement learning. In *International Conference on Machine Learning (ICML)*, pages 3852–3878, 2022.
- Prafulla Dhariwal and Alexander Nichol. Diffusion models beat gans on image synthesis. In *Advances in Neural Information Processing Systems (NeurIPS)*, volume 34, pages 8780–8794, 2021.
- Scott Emmons, Benjamin Eysenbach, Ilya Kostrikov, and Sergey Levine. Rvs: What is essential for offline rl via supervised learning? *arXiv preprint arXiv:2112.10751*, 2021.
- Benjamin Eysenbach, Soumith Udatha, Russ R Salakhutdinov, and Sergey Levine. Imitating past successes can be very suboptimal. In *Advances in Neural Information Processing Systems (NeurIPS)*, volume 35, pages 6047–6059, 2022.
- Benjamin Freed, Siddarth Venkatraman, Guillaume Adrien Sartoretti, Jeff Schneider, and Howie Choset. Learning temporally abstractworld models without online experimentation. In *International Conference on Machine Learning (ICML)*, pages 10338–10356, 2023.
- Justin Fu, Aviral Kumar, Ofir Nachum, George Tucker, and Sergey Levine. D4rl: Datasets for deep data-driven reinforcement learning. *arXiv preprint arXiv:2004.07219*, 2020.
- Scott Fujimoto and Shixiang Shane Gu. A minimalist approach to offline reinforcement learning. In *Advances in Neural Information Processing Systems (NeurIPS)*, volume 34, pages 20132–20145, 2021.
- Tian Han, Yang Lu, Song-Chun Zhu, and Ying Nian Wu. Alternating back-propagation for generator network. In *AAAI Conference on Artificial Intelligence (AAAI)*, pages 1976–1984, 2017.
- Jonathan Ho and Tim Salimans. Classifier-free diffusion guidance. *arXiv preprint arXiv:2207.12598*, 2022.
- Jonathan Ho, Ajay Jain, and Pieter Abbeel. Denoising diffusion probabilistic models. In *Advances in Neural Information Processing Systems (NeurIPS)*, volume 33, pages 6840–6851, 2020.
- Michael Janner, Qiyang Li, and Sergey Levine. Offline reinforcement learning as one big sequence modeling problem. In *Advances in Neural Information Processing Systems (NeurIPS)*, volume 34, pages 1273–1286, 2021.
- Michael Janner, Yilun Du, Joshua Tenenbaum, and Sergey Levine. Planning with diffusion for flexible behavior synthesis. In *International Conference on Machine Learning (ICML)*, pages 9902–9915, 2022.
- Diederik P. Kingma and Max Welling. Auto-encoding variational bayes. In *International Conference on Learning Representations, (ICLR)*, 2014.
- Deqian Kong, Yuhao Huang, Jianwen Xie, Edouardo Honig, Ming Xu, Shuanghong Xue, Pei Lin, Sanping Zhou, Sheng Zhong, Nanning Zheng, and Ying Nian Wu. Molecule design by latent prompt transformer. In *Advances in Neural Information Processing Systems (NeurIPS)*, 2024.

- Ilya Kostrikov, Ashvin Nair, and Sergey Levine. Offline reinforcement learning with implicit q-learning. In *International Conference on Learning Representations (ICLR)*, 2021.
- Aviral Kumar, Aurick Zhou, George Tucker, and Sergey Levine. Conservative q-learning for offline reinforcement learning. In *Advances in Neural Information Processing Systems (NeurIPS)*, volume 33, pages 1179–1191, 2020.
- Kuang-Huei Lee, Ofir Nachum, Mengjiao Sherry Yang, Lisa Lee, Daniel Freeman, Sergio Guadarrama, Ian Fischer, Winnie Xu, Eric Jang, Henryk Michalewski, et al. Multi-game decision transformers. In *Advances in Neural Information Processing Systems (NeurIPS)*, volume 35, pages 27921–27936, 2022.
- Timothy P Lillicrap, Jonathan J Hunt, Alexander Pritzel, Nicolas Heess, Tom Erez, Yuval Tassa, David Silver, and Daan Wierstra. Continuous control with deep reinforcement learning. *arXiv preprint arXiv:1509.02971*, 2015.
- Corey Lynch, Mohi Khansari, Ted Xiao, Vikash Kumar, Jonathan Tompson, Sergey Levine, and Pierre Sermanet. Learning latent plans from play. In *Conference on robot learning (CoRL)*, pages 1113–1132, 2020.
- Volodymyr Mnih, Koray Kavukcuoglu, David Silver, Andrei A Rusu, Joel Veness, Marc G Bellemare, Alex Graves, Martin Riedmiller, Andreas K Fidjeland, Georg Ostrovski, et al. Human-level control through deep reinforcement learning. *Nature*, 518(7540):529–533, 2015.
- Radford M Neal. MCMC using hamiltonian dynamics. *Handbook of Markov Chain Monte Carlo*, 2, 2011.
- Erik Nijkamp, Bo Pang, Tian Han, Linqi Zhou, Song-Chun Zhu, and Ying Nian Wu. Learning multi-layer latent variable model via variational optimization of short run mcmc for approximate inference. In *European Conference on Computer Vision (ECCV)*, pages 361–378, 2020.
- Ian Osband and Benjamin Van Roy. Why is posterior sampling better than optimism for reinforcement learning? In *International Conference on Machine Learning (ICML)*, pages 2701–2710, 2017.
- Ian Osband, Daniel Russo, and Benjamin Van Roy. (more) efficient reinforcement learning via posterior sampling. In *Advances in Neural Information Processing Systems (NIPS)*, volume 26, 2013.
- Bo Pang, Tian Han, Erik Nijkamp, Song-Chun Zhu, and Ying Nian Wu. Learning latent space energy-based prior model. In *Advances in Neural Information Processing Systems (NeurIPS)*, 2020.
- Keiran Paster, Sheila McIlraith, and Jimmy Ba. You can’t count on luck: Why decision transformers and rvs fail in stochastic environments. In *Advances in Neural Information Processing Systems (NeurIPS)*, volume 35, pages 38966–38979, 2022.
- Olaf Ronneberger, Philipp Fischer, and Thomas Brox. U-net: Convolutional networks for biomedical image segmentation. In *International Conference on Medical Image Computing and Computer-Assisted Intervention (MICCAI)*, pages 234–241, 2015.
- Stéphane Ross and Drew Bagnell. Efficient reductions for imitation learning. In *International Conference on Artificial Intelligence and Statistics (AISTATS)*, pages 661–668, 2010.
- Miroslav Štrupl, Francesco Faccio, Dylan R Ashley, Jürgen Schmidhuber, and Rupesh Kumar Srivastava. Upside-down reinforcement learning can diverge in stochastic environments with episodic resets. *arXiv preprint arXiv:2205.06595*, 2022.
- Richard S Sutton and Andrew G Barto. *Reinforcement learning: An introduction*. MIT press, 2018.
- Tijmen Tieleman. Training restricted boltzmann machines using approximations to the likelihood gradient. In *International conference on Machine learning (ICML)*, pages 1064–1071, 2008.
- Masatoshi Uehara and Wen Sun. Pessimistic model-based offline reinforcement learning under partial coverage. In *International Conference on Learning Representations (ICLR)*, 2021.

- Adam R Villaflor, Zhe Huang, Swapnil Pande, John M Dolan, and Jeff Schneider. Addressing optimism bias in sequence modeling for reinforcement learning. In *International Conference on Machine Learning (ICML)*, pages 22270–22283, 2022.
- Jianwen Xie, Yang Lu, Song-Chun Zhu, and Ying Nian Wu. A theory of generative convnet. In *International Conference on Machine Learning (ICML)*, pages 2635–2644, 2016.
- Jianwen Xie, Yaxuan Zhu, Yifei Xu, Dingcheng Li, and Ping Li. A tale of two latent flows: Learning latent space normalizing flow with short-run langevin flow for approximate inference. In *AAAI Conference on Artificial Intelligence (AAAI)*, pages 10499–10509, 2023.
- Tengyang Xie, Ching-An Cheng, Nan Jiang, Paul Mineiro, and Alekh Agarwal. Bellman-consistent pessimism for offline reinforcement learning. In *Advances in Neural Information Processing Systems (NeurIPS)*, volume 34, pages 6683–6694, 2021.
- Taku Yamagata, Ahmed Khalil, and Raul Santos-Rodriguez. Q-learning decision transformer: Leveraging dynamic programming for conditional sequence modelling in offline rl. In *International Conference on Machine Learning (ICML)*, pages 38989–39007, 2023.
- Sherry Yang, Dale Schuurmans, Pieter Abbeel, and Ofir Nachum. Dichotomy of control: Separating what you can control from what you cannot. In *International Conference on Learning Representations (ICLR)*, 2022.
- Tianjun Zhang, Michael Janner, Yueying Li, Tim Rocktäschel, Edward Grefenstette, Yuandong Tian, et al. Efficient planning in a compact latent action space. In *International Conference on Learning Representations (ICLR)*, 2022.
- Qinqing Zheng, Amy Zhang, and Aditya Grover. Online decision transformer. In *International Conference on Machine Learning (ICML)*, pages 27042–27059, 2022.

A Appendix

A.1 Details about model and learning

Given a trajectory τ , $z \in \mathbb{R}^d$ is the latent vector to represent the variable-length trajectory. $y \in \mathbb{R}$ is the return of the trajectory. With offline training trajectory-return pairs $\{(\tau_i, y_i), i = 1, \dots, n\}$. The log-likelihood function is $L(\theta) = \sum_{i=1}^n \log p_\theta(\tau_i, y_i)$, with learning gradient $\nabla_\theta L(\theta) = \sum_{i=1}^n \nabla_\theta \log p_\theta(\tau_i, y_i)$. We derive the form of $\nabla_\theta \log p_\theta(\tau_i, y_i)$, proving Eq. (4) below, dropping index subscript i for simplicity.

$$\begin{aligned}
\nabla_\theta \log p_\theta(\tau, y) &= \frac{\nabla_\theta p_\theta(\tau, y)}{p_\theta(\tau, y)} \\
&= \frac{1}{p_\theta(\tau, y)} \int \nabla_\theta p_\theta(\tau, y, z = U_\alpha(z_0)) dz_0 \\
&= \int \frac{p_\theta(\tau, y, z = U_\alpha(z_0))}{p_\theta(\tau, y)} \nabla_\theta \log p_\theta(\tau, y, z = U_\alpha(z_0)) dz_0 \\
&= \int p_\theta(z_0 | \tau, y) \nabla_\theta \log p_\theta(\tau, y, z = U_\alpha(z_0)) dz_0 \\
&= \mathbb{E}_{p_\theta(z_0 | \tau, y)} [\nabla_\theta \log p_\theta(\tau, y, z = U_\alpha(z_0))] \\
&= \mathbb{E}_{p_\theta(z_0 | \tau, y)} [\nabla_\theta \log p_\beta(\tau | U_\alpha(z_0)) + \nabla_\theta \log p_\gamma(y | U_\alpha(z_0)) + \nabla_\theta \log p_0(z_0)] \\
&= \mathbb{E}_{p_\theta(z_0 | \tau, y)} [\nabla_\theta \log p_\beta(\tau | U_\alpha(z_0)) + \nabla_\theta \log p_\gamma(y | U_\alpha(z_0))] .
\end{aligned}$$

A.2 Training details

For Gym-Mujoco offline training, as shown in Table 5, most of the hyperparameters were shared across all tasks except context length and hidden size. However, due to the significant variations in the scale of the maze maps and the lengths of the trajectories within the Maze2D environments—spanning umaze, medium, and large categories—model sizes were adjusted accordingly to accommodate these

differences, where the detailed setting can be found in Table 6. We also show the parameters for Franka Kitchen environment in Table 7 and Connect Four in Table 8.

Training time for the Gym-Mujoco tasks using a single Nvidia A6000 GPU is 18 hours on average. We train Maze2d tasks using a single Nvidia A100 GPU using 30 hours on average. Kitchen tasks using a single Nvidia A6000 GPU takes 60 hours on average. Connect-4 on a single Nvidia A6000 GPU takes 10 hours.

Table 5: Gym-Mujoco Environments LPT Model Parameters

Parameter	HalfCheetah	Walker2D	Hopper	AntMaze
Number of layers	3	3	3	3
Number of attention heads	1	1	1	1
Embedding dimension	128	128	128	192
Context length	32	64	64	64
Learning rate	1e-4	1e-4	1e-4	1e-3
Langevin step size	0.3	0.3	0.3	0.3
Nonlinearity function	ReLU	ReLU	ReLU	ReLU

Table 6: Maze2D Environments LPT Model Parameters

Parameter	Umaze	Medium	Large
Number of layers	1	3	4
Number of attention heads	8	1	4
Embedding dimension	128	192	192
Context length	32	64	64
Learning rate	1e-3	1e-3	2e-4
Langevin step size	0.3	0.3	0.3
Nonlinearity function	ReLU	ReLU	ReLU

Table 7: Franka Kitchen Environments LPT Model Parameters

Parameter	Mixed	Partial
Number of layers	4	3
Number of attention heads	4	16
Embedding dimension	128	128
Context length	16	16
Learning rate	1e-3	1e-3
Langevin step size	0.3	0.3
Nonlinearity function	ReLU	ReLU

Table 8: Connect 4 LPT Model Parameters

Parameter	Value
Number of layers	3
Number of attention heads	4
Embedding dimension	128
Context length	4
Learning rate	1e-3
Langevin step size	0.3
Nonlinearity function	ReLU

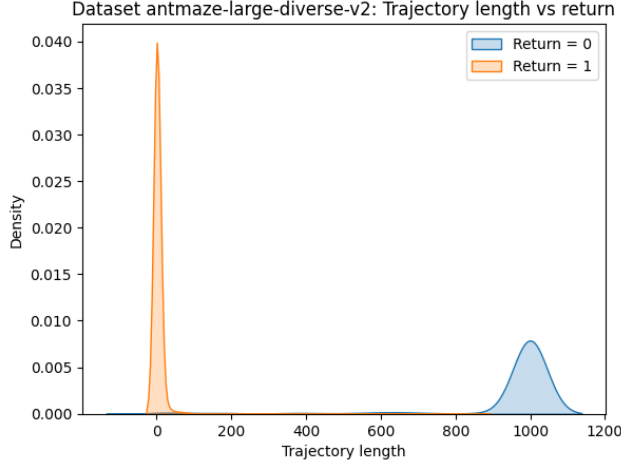


Figure 4: Trajectory length and return distribution in dataset Antmaze-large-diverse

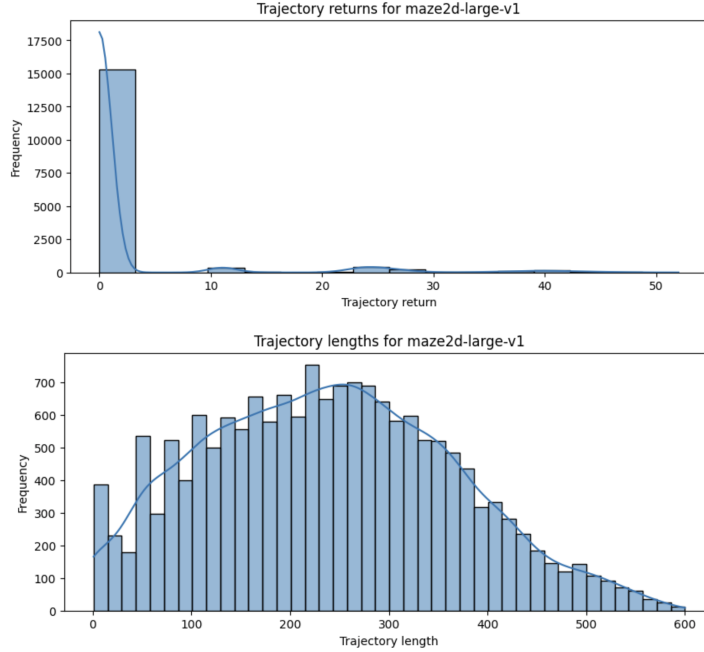


Figure 5: Trajectory length and return distribution in dataset Maze2D-Large

A.3 Discussion on data quality of Antmaze medium and large

In our experiments, we encounter a curious phenomenon that LPT outperforms CQL, DT and QDT in Antmaze-umaze by a large margin but falls behind in Antmaze-large. Upon closer examination of the data from D4RL, we gained valuable insights into the potential reasons behind LPT’s performance on this task.

Fig. 4 plots the distributions of final returns and the trajectory lengths. Surprisingly, this dataset consists of 5448 trajectories (75.86%) with length=1, 893 trajectories (12.43%) with length=1000, and only 841 trajectories (11.71%) with lengths in between. Such a biased trajectory coverage can be detrimental to sequence models like LPT, which learn to make decisions by discovering correlations between trajectories and returns.

As a reference, Fig. 5 shows the distributions of final returns and the trajectory lengths of Maze2D-large, a task where LPT performs well. It is important to note that TD-learning methods, such as CQL and QDT, rely solely on (s, a, s', r) tuples and are less affected by the trajectory length distribution in the dataset. Consequently, Antmaze-large in D4RL remains a fair dataset for these methods to perform offline RL.

A.4 Ablation study

We investigate the role of the expressive prior $p_\alpha(z)$ in our Latent Plan Transformer (LPT) model by removing the UNet component, which transforms z_0 from a non-informative Gaussian distribution. Table 9 reports the results on three Gym-Mujoco tasks and Connect Four. We observe that the performance of LPT drops in all environments when the UNet is removed. For example, in the stochastic environment Connect Four, LPT’s performance decreases from 0.99 to 0.90, while the baseline Decision Transformer (DT) without latent variables achieves 0.80. These results indicate that a more flexible prior benefits the learning and inference of LPT.

Table 9: Ablation study results on Gym-Mujoco tasks and Connect Four.

Dataset	DT	LPT	LPT w/o UNet
halfcheetah-medium-replay	33.0 ± 4.8	39.64 ± 0.83	34.70 ± 1.58
hopper-medium-replay	50.8 ± 14.3	71.17 ± 3.01	53.41 ± 6.95
walker2d-medium-replay	51.6 ± 24.7	72.31 ± 1.92	56.88 ± 4.20
Connect Four	0.8 ± 0.07	0.99 ± 0.01	0.90 ± 0.06

To further explore the impact of the prior, we conducted additional experiments testing the effects of different UNet configurations on LPT’s performance. Table 10 shows the normalized scores on the walker2d-medium-replay task with various UNet architectures. We observe that reducing the capacity or expressiveness of the UNet (e.g., smaller dimension, fewer multipliers, smaller initial convolution, or fewer ResBlocks) consistently degrades performance, though still outperforming the model without the UNet prior. This suggests that a more expressive prior enhances LPT’s ability to model complex policies.

Table 10: Effect of different UNet configurations on LPT performance.

Model Prior	Normalized Score
UNet (original)	72.31 ± 1.92
UNet w/ smaller dimension	64.06 ± 1.94
UNet w/ fewer multipliers	64.59 ± 1.54
UNet w/ smaller initial convolution	70.49 ± 2.84
UNet w/ single ResBlock	67.95 ± 4.64
No UNet (Standard Normal prior)	56.88 ± 4.20

Our results underscore the crucial role of the learned prior in LPT’s performance. The original UNet configuration achieves the highest normalized score, indicating that our current UNet design is optimal among the variants tested. We appreciate the reviewer’s suggestion, as it prompted us to perform a more detailed analysis of the prior’s impact on LPT.

A.5 Continual learning with online data

We are also interested in LPT’s potential in finetuning or even continual learning. Inspired by ODT (Zheng et al., 2022), we employ a trajectory replay buffer (Mnih et al., 2015) to store samples from online interaction in a first-in-first-out manner. After the completion of each episode, we update LPT with the same learning algorithm as with the offline data. Note that ODT introduces some techniques additional to DT. In contrast, LPT explores with the provably efficient posterior sampling (Osband et al., 2013; Osband and Van Roy, 2017). We report the results in Table 11. Despite the significance in a few tasks, the improvement is within 1 standard deviation of the mean for the majority. We observe a similar pattern in ODT (Zheng et al., 2022).

Table 11: Evaluation results of online Open AI Gym MuJoCo and Antmaze tasks. ODT baselines are sourced from [Zheng et al. \(2022\)](#). Our results are reported over 5 seeds.

Dataset	Step-wise Reward		Final Return	
	ODT	Δ	LPT	Δ
halfcheetah-medium	42.16 ± 1.48	-0.56	43.26 ± 0.59	0.13
halfcheetah-medium-replay	40.2 ± 1.61	0.43	40.63 ± 0.28	0.99
hopper-medium	97.54 ± 2.1	30.59	64.84 ± 10.29	6.32
hopper-medium-replay	88.89 ± 6.33	2.25	72.44 ± 8.07	1.27
walker2d-medium	76.79 ± 2.30	4.60	79.54 ± 5.11	1.69
walker2d-medium-replay	76.86 ± 4.04	7.94	78.99 ± 3.84	6.68
Antmaze-umaze	88.5 ± 5.88	35.4	83.5 ± 3.28	22.3
Antmaze-diverse	56.00 ± 5.69	5.8	75.6 ± 2.8	8.0

A.6 Broader Impact

We introduce a novel generative model that leverages the idea of "planning as inference", which potentially leads to more capable and efficient AI systems that make better decisions. One potential negative impact could come from the misuse of the generative modeling in designing objects or entities for harmful purposes. Developing suitable safeguards and regulations will be crucial to mitigate potential negative impacts.

NeurIPS Paper Checklist

1. Claims

Question: Do the main claims made in the abstract and introduction accurately reflect the paper's contributions and scope?

Answer: [\[Yes\]](#)

Justification: See [Section 3](#), [Section 4](#) and [Section 6](#)

Guidelines:

- The answer NA means that the abstract and introduction do not include the claims made in the paper.
- The abstract and/or introduction should clearly state the claims made, including the contributions made in the paper and important assumptions and limitations. A No or NA answer to this question will not be perceived well by the reviewers.
- The claims made should match theoretical and experimental results, and reflect how much the results can be expected to generalize to other settings.
- It is fine to include aspirational goals as motivation as long as it is clear that these goals are not attained by the paper.

2. Limitations

Question: Does the paper discuss the limitations of the work performed by the authors?

Answer: [\[Yes\]](#)

Justification: See [Section 7](#)

Guidelines:

- The answer NA means that the paper has no limitation while the answer No means that the paper has limitations, but those are not discussed in the paper.
- The authors are encouraged to create a separate "Limitations" section in their paper.
- The paper should point out any strong assumptions and how robust the results are to violations of these assumptions (e.g., independence assumptions, noiseless settings, model well-specification, asymptotic approximations only holding locally). The authors should reflect on how these assumptions might be violated in practice and what the implications would be.
- The authors should reflect on the scope of the claims made, e.g., if the approach was only tested on a few datasets or with a few runs. In general, empirical results often depend on implicit assumptions, which should be articulated.
- The authors should reflect on the factors that influence the performance of the approach. For example, a facial recognition algorithm may perform poorly when image resolution is low or images are taken in low lighting. Or a speech-to-text system might not be used reliably to provide closed captions for online lectures because it fails to handle technical jargon.
- The authors should discuss the computational efficiency of the proposed algorithms and how they scale with dataset size.
- If applicable, the authors should discuss possible limitations of their approach to address problems of privacy and fairness.
- While the authors might fear that complete honesty about limitations might be used by reviewers as grounds for rejection, a worse outcome might be that reviewers discover limitations that aren't acknowledged in the paper. The authors should use their best judgment and recognize that individual actions in favor of transparency play an important role in developing norms that preserve the integrity of the community. Reviewers will be specifically instructed to not penalize honesty concerning limitations.

3. Theory Assumptions and Proofs

Question: For each theoretical result, does the paper provide the full set of assumptions and a complete (and correct) proof?

Answer: [\[Yes\]](#)

Justification: See Section 3, Section 4 and Appendix A.1

Guidelines:

- The answer NA means that the paper does not include theoretical results.
- All the theorems, formulas, and proofs in the paper should be numbered and cross-referenced.
- All assumptions should be clearly stated or referenced in the statement of any theorems.
- The proofs can either appear in the main paper or the supplemental material, but if they appear in the supplemental material, the authors are encouraged to provide a short proof sketch to provide intuition.
- Inversely, any informal proof provided in the core of the paper should be complemented by formal proofs provided in appendix or supplemental material.
- Theorems and Lemmas that the proof relies upon should be properly referenced.

4. Experimental Result Reproducibility

Question: Does the paper fully disclose all the information needed to reproduce the main experimental results of the paper to the extent that it affects the main claims and/or conclusions of the paper (regardless of whether the code and data are provided or not)?

Answer: [\[Yes\]](#)

Justification: See Section 6, Appendix A.2.

Guidelines:

- The answer NA means that the paper does not include experiments.
- If the paper includes experiments, a No answer to this question will not be perceived well by the reviewers: Making the paper reproducible is important, regardless of whether the code and data are provided or not.
- If the contribution is a dataset and/or model, the authors should describe the steps taken to make their results reproducible or verifiable.
- Depending on the contribution, reproducibility can be accomplished in various ways. For example, if the contribution is a novel architecture, describing the architecture fully might suffice, or if the contribution is a specific model and empirical evaluation, it may be necessary to either make it possible for others to replicate the model with the same dataset, or provide access to the model. In general, releasing code and data is often one good way to accomplish this, but reproducibility can also be provided via detailed instructions for how to replicate the results, access to a hosted model (e.g., in the case of a large language model), releasing of a model checkpoint, or other means that are appropriate to the research performed.
- While NeurIPS does not require releasing code, the conference does require all submissions to provide some reasonable avenue for reproducibility, which may depend on the nature of the contribution. For example
 - (a) If the contribution is primarily a new algorithm, the paper should make it clear how to reproduce that algorithm.
 - (b) If the contribution is primarily a new model architecture, the paper should describe the architecture clearly and fully.
 - (c) If the contribution is a new model (e.g., a large language model), then there should either be a way to access this model for reproducing the results or a way to reproduce the model (e.g., with an open-source dataset or instructions for how to construct the dataset).
 - (d) We recognize that reproducibility may be tricky in some cases, in which case authors are welcome to describe the particular way they provide for reproducibility. In the case of closed-source models, it may be that access to the model is limited in some way (e.g., to registered users), but it should be possible for other researchers to have some path to reproducing or verifying the results.

5. Open access to data and code

Question: Does the paper provide open access to the data and code, with sufficient instructions to faithfully reproduce the main experimental results, as described in supplemental material?

Answer: [Yes]

Justification: Code is released.

Guidelines:

- The answer NA means that paper does not include experiments requiring code.
- Please see the NeurIPS code and data submission guidelines (<https://nips.cc/public/guides/CodeSubmissionPolicy>) for more details.
- While we encourage the release of code and data, we understand that this might not be possible, so “No” is an acceptable answer. Papers cannot be rejected simply for not including code, unless this is central to the contribution (e.g., for a new open-source benchmark).
- The instructions should contain the exact command and environment needed to run to reproduce the results. See the NeurIPS code and data submission guidelines (<https://nips.cc/public/guides/CodeSubmissionPolicy>) for more details.
- The authors should provide instructions on data access and preparation, including how to access the raw data, preprocessed data, intermediate data, and generated data, etc.
- The authors should provide scripts to reproduce all experimental results for the new proposed method and baselines. If only a subset of experiments are reproducible, they should state which ones are omitted from the script and why.
- At submission time, to preserve anonymity, the authors should release anonymized versions (if applicable).
- Providing as much information as possible in supplemental material (appended to the paper) is recommended, but including URLs to data and code is permitted.

6. Experimental Setting/Details

Question: Does the paper specify all the training and test details (e.g., data splits, hyper-parameters, how they were chosen, type of optimizer, etc.) necessary to understand the results?

Answer: [Yes]

Justification: See Section 6, Appendix A.2.

Guidelines:

- The answer NA means that the paper does not include experiments.
- The experimental setting should be presented in the core of the paper to a level of detail that is necessary to appreciate the results and make sense of them.
- The full details can be provided either with the code, in appendix, or as supplemental material.

7. Experiment Statistical Significance

Question: Does the paper report error bars suitably and correctly defined or other appropriate information about the statistical significance of the experiments?

Answer: [Yes]

Justification: See Section 6, Appendix A.4, and Appendix A.5

Guidelines:

- The answer NA means that the paper does not include experiments.
- The authors should answer "Yes" if the results are accompanied by error bars, confidence intervals, or statistical significance tests, at least for the experiments that support the main claims of the paper.
- The factors of variability that the error bars are capturing should be clearly stated (for example, train/test split, initialization, random drawing of some parameter, or overall run with given experimental conditions).
- The method for calculating the error bars should be explained (closed form formula, call to a library function, bootstrap, etc.)
- The assumptions made should be given (e.g., Normally distributed errors).
- It should be clear whether the error bar is the standard deviation or the standard error of the mean.

- It is OK to report 1-sigma error bars, but one should state it. The authors should preferably report a 2-sigma error bar than state that they have a 96% CI, if the hypothesis of Normality of errors is not verified.
- For asymmetric distributions, the authors should be careful not to show in tables or figures symmetric error bars that would yield results that are out of range (e.g. negative error rates).
- If error bars are reported in tables or plots, The authors should explain in the text how they were calculated and reference the corresponding figures or tables in the text.

8. Experiments Compute Resources

Question: For each experiment, does the paper provide sufficient information on the computer resources (type of compute workers, memory, time of execution) needed to reproduce the experiments?

Answer: [Yes]

Justification: See Appendix A.2

Guidelines:

- The answer NA means that the paper does not include experiments.
- The paper should indicate the type of compute workers CPU or GPU, internal cluster, or cloud provider, including relevant memory and storage.
- The paper should provide the amount of compute required for each of the individual experimental runs as well as estimate the total compute.
- The paper should disclose whether the full research project required more compute than the experiments reported in the paper (e.g., preliminary or failed experiments that didn't make it into the paper).

9. Code Of Ethics

Question: Does the research conducted in the paper conform, in every respect, with the NeurIPS Code of Ethics <https://neurips.cc/public/EthicsGuidelines?>

Answer: [Yes]

Justification: None.

Guidelines:

- The answer NA means that the authors have not reviewed the NeurIPS Code of Ethics.
- If the authors answer No, they should explain the special circumstances that require a deviation from the Code of Ethics.
- The authors should make sure to preserve anonymity (e.g., if there is a special consideration due to laws or regulations in their jurisdiction).

10. Broader Impacts

Question: Does the paper discuss both potential positive societal impacts and negative societal impacts of the work performed?

Answer: [Yes]

Justification: See Appendix A.6.

Guidelines:

- The answer NA means that there is no societal impact of the work performed.
- If the authors answer NA or No, they should explain why their work has no societal impact or why the paper does not address societal impact.
- Examples of negative societal impacts include potential malicious or unintended uses (e.g., disinformation, generating fake profiles, surveillance), fairness considerations (e.g., deployment of technologies that could make decisions that unfairly impact specific groups), privacy considerations, and security considerations.
- The conference expects that many papers will be foundational research and not tied to particular applications, let alone deployments. However, if there is a direct path to any negative applications, the authors should point it out. For example, it is legitimate to point out that an improvement in the quality of generative models could be used to

generate deepfakes for disinformation. On the other hand, it is not needed to point out that a generic algorithm for optimizing neural networks could enable people to train models that generate Deepfakes faster.

- The authors should consider possible harms that could arise when the technology is being used as intended and functioning correctly, harms that could arise when the technology is being used as intended but gives incorrect results, and harms following from (intentional or unintentional) misuse of the technology.
- If there are negative societal impacts, the authors could also discuss possible mitigation strategies (e.g., gated release of models, providing defenses in addition to attacks, mechanisms for monitoring misuse, mechanisms to monitor how a system learns from feedback over time, improving the efficiency and accessibility of ML).

11. Safeguards

Question: Does the paper describe safeguards that have been put in place for responsible release of data or models that have a high risk for misuse (e.g., pretrained language models, image generators, or scraped datasets)?

Answer: [NA]

Justification: None.

Guidelines:

- The answer NA means that the paper poses no such risks.
- Released models that have a high risk for misuse or dual-use should be released with necessary safeguards to allow for controlled use of the model, for example by requiring that users adhere to usage guidelines or restrictions to access the model or implementing safety filters.
- Datasets that have been scraped from the Internet could pose safety risks. The authors should describe how they avoided releasing unsafe images.
- We recognize that providing effective safeguards is challenging, and many papers do not require this, but we encourage authors to take this into account and make a best faith effort.

12. Licenses for existing assets

Question: Are the creators or original owners of assets (e.g., code, data, models), used in the paper, properly credited and are the license and terms of use explicitly mentioned and properly respected?

Answer: [Yes]

Justification: None.

Guidelines:

- The answer NA means that the paper does not use existing assets.
- The authors should cite the original paper that produced the code package or dataset.
- The authors should state which version of the asset is used and, if possible, include a URL.
- The name of the license (e.g., CC-BY 4.0) should be included for each asset.
- For scraped data from a particular source (e.g., website), the copyright and terms of service of that source should be provided.
- If assets are released, the license, copyright information, and terms of use in the package should be provided. For popular datasets, paperswithcode.com/datasets has curated licenses for some datasets. Their licensing guide can help determine the license of a dataset.
- For existing datasets that are re-packaged, both the original license and the license of the derived asset (if it has changed) should be provided.
- If this information is not available online, the authors are encouraged to reach out to the asset's creators.

13. New Assets

Question: Are new assets introduced in the paper well documented and is the documentation provided alongside the assets?

Answer: [NA]

Justification: None.

Guidelines:

- The answer NA means that the paper does not release new assets.
- Researchers should communicate the details of the dataset/code/model as part of their submissions via structured templates. This includes details about training, license, limitations, etc.
- The paper should discuss whether and how consent was obtained from people whose asset is used.
- At submission time, remember to anonymize your assets (if applicable). You can either create an anonymized URL or include an anonymized zip file.

14. Crowdsourcing and Research with Human Subjects

Question: For crowdsourcing experiments and research with human subjects, does the paper include the full text of instructions given to participants and screenshots, if applicable, as well as details about compensation (if any)?

Answer: [NA]

Justification: None.

Guidelines:

- The answer NA means that the paper does not involve crowdsourcing nor research with human subjects.
- Including this information in the supplemental material is fine, but if the main contribution of the paper involves human subjects, then as much detail as possible should be included in the main paper.
- According to the NeurIPS Code of Ethics, workers involved in data collection, curation, or other labor should be paid at least the minimum wage in the country of the data collector.

15. Institutional Review Board (IRB) Approvals or Equivalent for Research with Human Subjects

Question: Does the paper describe potential risks incurred by study participants, whether such risks were disclosed to the subjects, and whether Institutional Review Board (IRB) approvals (or an equivalent approval/review based on the requirements of your country or institution) were obtained?

Answer: [NA]

Justification: None.

Guidelines:

- The answer NA means that the paper does not involve crowdsourcing nor research with human subjects.
- Depending on the country in which research is conducted, IRB approval (or equivalent) may be required for any human subjects research. If you obtained IRB approval, you should clearly state this in the paper.
- We recognize that the procedures for this may vary significantly between institutions and locations, and we expect authors to adhere to the NeurIPS Code of Ethics and the guidelines for their institution.
- For initial submissions, do not include any information that would break anonymity (if applicable), such as the institution conducting the review.