

---

# Graph-KV: Breaking Sequence via Injecting Structural Biases into Large Language Models

---

Haoyu Wang<sup>1\*</sup>, Peihao Wang<sup>2</sup>, Mufei Li<sup>1</sup>, Shikun Liu<sup>1</sup>, Siqi Miao<sup>1</sup>, Zhangyang Wang<sup>2</sup>, Pan Li<sup>1\*</sup>

<sup>1</sup> Georgia Institute of Technology <sup>2</sup> The University of Texas at Austin

## Abstract

Modern large language models (LLMs) are inherently auto-regressive, requiring input to be serialized into flat sequences regardless of their structural dependencies. This serialization hinders the model’s ability to leverage structural inductive biases, especially in tasks such as retrieval-augmented generation (RAG) and reasoning on data with native graph structures, where inter-segment dependencies are crucial. We introduce Graph-KV with the potential to overcome this limitation. Graph-KV leverages the KV-cache of text segments as condensed representations and governs their interaction through structural inductive biases. In this framework, “target” segments selectively attend only to the KV-caches of their designated “source” segments, rather than all preceding segments in a serialized sequence. This approach induces a graph-structured block mask, sparsifying attention and enabling a message-passing-like step within the LLM. Furthermore, strategically allocated positional encodings for source and target segments reduce positional bias and context window consumption. We evaluate Graph-KV across three scenarios: (1) seven RAG benchmarks spanning direct inference, multi-hop reasoning, and long-document understanding; (2) ARXIV-QA, a novel academic paper QA task with full-text scientific papers structured as citation ego-graphs; and (3) paper topic classification within a citation network. By effectively reducing positional bias and harnessing structural inductive biases, Graph-KV substantially outperforms baselines, including standard costly sequential encoding, across various settings. Code and the ARXIV-QA data are publicly available at <https://github.com/Graph-COM/GraphKV>.

## 1 Introduction

Modern large language models (LLMs) [1, 50, 2], despite their notable successes, are fundamentally auto-regressive. This characteristic, as a consequence of their training approaches [51, 41], necessitates the serialization of information for processing. Consequently, all input, regardless of its intrinsic structure or complex dependencies, such as order-insensitivity, temporal or logical relationships, must be flattened into an ordered sequence. This forced serialization can be suboptimal and may introduce a sequential bias, potentially hindering the LLM’s ability to fully leverage these internal relationships.

For example, in retrieval-augmented generation (RAG) [29, 11, 67, 30], retrieved text segments, which may lack a linear order or possess complex, non-linear interdependencies, must still be artificially serialized, which can limit effective multi-hop reasoning [17, 62, 44, 49] and introduce positional biases [58, 15, 66]. Similarly, processing data with native graph structures, such as citation networks [20, 14] where citations signify knowledge dependencies, presents challenges. Serializing documents referenced by the same document, for instance, leads to drawbacks including: 1) positional biases that can obscure parallel citation relationships; 2) quadratic computational complexity when

---

\*Correspondence to: haoyu.wang@gatech.edu, panli@gatech.edu.

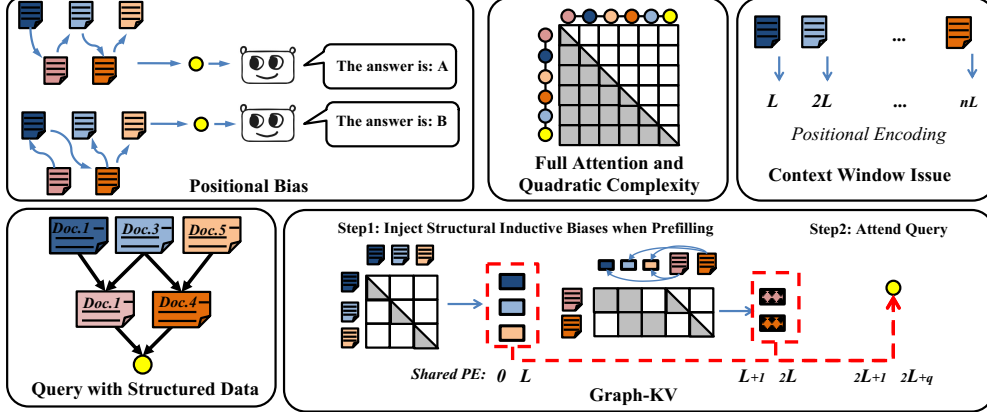


Figure 1: When processing data with inherent structure (**bottom-left**), modern LLMs encounter three challenges due to serialized input reading (**top row**): (1) positional bias, where different serialization orders lead to varied outputs [69]; (2) quadratic computational complexity from full attention between all document pairs; and (3) rapid context window consumption, as position indices quickly exceed limits. The **bottom-right** subfigure illustrates Graph-KV. Text chunks are independently encoded into KV caches, where Graph-KV arranges the text chunk of each target text after the KV of their source texts to update their respective KV caches. Notably, all source texts share same positional encoding (PE) range, while all target texts share another, with their position index immediately following that of the source nodes. This approach reduces the PE and context window usage. At query time, the query attends to both the source chunks and the target chunks to perform decoding.

attending to all document pairs; and 3) context window limitations when dealing with numerous references (Fig. 1).

Therefore, a critical question arises: *How can we align the structural inductive bias of the data with the mechanisms of auto-regressive LLMs, moving beyond simplistic serialization?*

Existing literature has explored mitigating the negative effects of token-serialization, primarily by aiming to eliminate positional bias and enable LLMs to process text segments in a permutation-invariant manner. For instance, Wang et al. [56] proposed to reorder documents based on attention scores computed without positional encodings (PEs); however, the requisite sorting and full attention computations in this method introduce significant computational overhead. Other works prioritize efficient inference by prefilling the key-value (KV) cache of documents independently in parallel [61, 43, 12, 35]. In these approaches, the encoding of documents within the KV-cache often relies on either shared PEs or sorting based on semantic similarity scores from external retrievers. Although these parallel encoding strategies enhance efficiency, they inherently cannot model inter-segment dependencies, let alone native inductive biases within the structured data (as summarized in Table 1).

To address these limitations, we introduce Graph-KV. The core principle of Graph-KV is to treat the KV cache of a given text segment as its condensed information representation and to control its generation using structural inductive biases. Specifically, after initially prefilling the independent KV caches of all text segments, a “target” segment’s KV cache is generated by attending only to the KV caches of its “source” text segments, rather than to all segments that merely precede it in the token-serialization sequence. The determination of “source  $\rightarrow$  target” relationships is guided by structural inductive biases tied to either the data or the specific tasks. From another perspective, this approach essentially introduces a graph-structured block mask (Fig. 1) that sparsifies attention computation during KV cache generation, effectively enabling a “message passing through graph” step within the LLM. Moreover, to mitigate inherent positional biases from the LLM, the attention computation imposes shared PEs across the source segments, with the target segment receiving PEs with position indices immediately following its sources. This design substantially reduces context window consumption through shared PEs while preserving structural alignment.

	Long-Context Friendly	Sparse Attention & Efficiency	Free from Positional Biases	Structural Inductive Biases
Sequential Encoding	✗	✗	✗	✗
Promptcache [12]	✗	✓	✗	✗
PINE [56]	✗	✗	✓	✗
PCW [43]	✓	✓	✓	✗
APE [61]	✓	✓	✓	✗
Block-Attention [35]	✗	✓	✓	✗
Graph-KV (ours)	✓	✓	✓	✓

Table 1: Comparison among existing approaches. “Long-Context Friendly” refers to avoiding of rapid context window consumption as the number of input text chunks increases. “Free from positional bias” means model predictions remain stable irrespective of the input chunks’ placement order.

We evaluated Graph-KV across three diverse settings. First, Graph-KV was assessed on seven RAG benchmarks, covering direct inference [22, 25], multi-hop reasoning [49, 17, 44, 62], and long-document understanding [4]. For these tasks, where native graph structures are absent, we introduced a bipartite graph to establish structural bias between text segments. Across all RAG benchmarks, Graph-KV significantly outperformed parallel text encoding baselines. Notably, in multi-hop reasoning tasks, Graph-KV surpassed even sequential reading while maintaining sparse computation. Second, we introduced ARXIV-QA, a novel and challenging task featuring real-world graph biases. In ARXIV-QA, questions are constructed from the full text of a central scientific paper and its linked references, sourced from the arXiv citation network [20]. These questions require probing technical details and understanding both content and citation relationships. On ARXIV-QA, existing efficient parallel text encoding baselines performed poorly, and standard sequential encoding demonstrated severe positional biases. In contrast, Graph-KV exhibited significant robustness, achieving performance comparable to the peak results of sequential encoding (which necessitates optimal document positioning) without displaying such sensitivity. Third, Graph-KV was evaluated on paper topic classification tasks within citation networks, which possess inherent structural biases through citation links. In this setup, LLMs must classify a central paper by analyzing its title, abstract, and potentially hundreds of references. Graph-KV demonstrated significantly superior performance compared to both sequential encoding and parallel text encoding baselines.

## 2 Related Work

**Positional Bias in LLMs.** Large Language Models (LLMs) exhibit positional bias, wherein their performance is adversely affected by the sequential order of input data [69, 55, 71, 46, 18, 66, 33, 15]. This phenomenon is widely believed to stem from the interplay of Positional Embeddings (PEs) [47, 58, 24, 40] and the inherent causal attention mechanism [42]. Although some research indicates that removing PEs from the transformer architecture can enhance LLM generalization to longer context windows [54], the causal attention mechanism itself can still implicitly induce positional biases [24, 16]. Concrete examples of positional bias are evident in RAG, where models often favor information placed at the beginning or end of the context [33, 39], and in in-context learning, where the order of examples significantly impacts outcomes [68, 34]. The tasks investigated in this work necessitate a more explicit capture of structural dependencies, and our findings reveal that naively serializing input exacerbates positional bias in such scenarios.

**Parallel Encoding and Block Attention.** Research has explored techniques to avoid quadratic computational complexity in RAG for generating KV caches for retrieved documents individually and in parallel [21, 43, 12, 61, 72, 64, 70, 63]. PCW [43] initiated this line of study; however, its performance can degrade substantially in many cases due to distribution shifts in the new form of KV caches. APE [61] proposes a fine-tuning-free algorithm that mitigates distribution shifts with parallel encoding by re-scaling attention magnitudes. [72] further trains a small-LM as a scorer to refine the retrieved parallel contexts. Block-Attention [35] demonstrates further performance improvements over these methods, attributed to its more extensive post-training process. However, a common limitation of these parallel processing strategies is their failure to model inter-document dependencies. Graph-KV mitigates this limitation while preserving the efficiency of parallel encoding.

**Modeling structured data with LLMs.** LLMs predominantly process structured data via two main strategies. The first serializes structured information like graphs into natural language formats for model input [5, 10, 38]. However, this method faces scalability issues from quadratic attention complexity and the inherent challenge of accurately verbalizing intricate structural dependencies. As a result, even reasoning over moderately sized text-attributed graphs (e.g., tens of documents,  $100k+$  tokens) can be problematic [19, 53]. The second strategy uses adapter modules to project graph data into the LLM’s token embedding space [60, 26, 6, 52, 48]. These adapter-based solutions often exhibit limited generalization, largely due to challenges in achieving robust adapter-mediated alignment [7, 32, 31, 73]. Graph-KV offers a distinct, more foundational approach by being the first to directly modify the LLM’s attention mechanism for structured data integration.

**The Challenge of Noisy Multi-Hop Reasoning.** Multi-hop reasoning, which demands capturing arbitrary structural dependencies among multiple pieces of information, remains challenging for LLMs with standard sequential encoding. This difficulty is substantially amplified in real-world scenarios where information is non-contiguous and sparsely distributed within noisy, long contexts, leading to N-fold reductions in LLM performance [3, 27, 65]. However, as our experiments demonstrate, with structural inductive biases, Graph-KV can significantly improve the reasoning capabilities of LLMs.

### 3 Methodology

In this section, we introduce Graph-KV. We assume structural inductive biases can be described by a graph connecting text chunks. Such biases might originate natively from the data or be defined based on the tasks. How these are specified for various tasks will be detailed in the experimental section.

**Preliminaries.** Let  $q$  be a natural language query and  $G = (V, E)$  be a directed graph representing input structured data. Each node  $u \in V$  corresponds to a text chunk with an average token length  $d$ , and each directed edge  $(u_1, u_2) \in E$  represents some structural dependence from a *source chunk*  $u_1$  to a *target chunk*  $u_2$ . The objective is for an LLM  $f$  to generate an answer  $a = f(q, G)$  by encoding both  $q$  and  $G$ . This task requires the LLM to comprehend the individual textual content of nodes while also properly leveraging and reasoning over the structural inductive biases encoded in  $G$ .

*Sequential Encoding* is the default approach in modern LLMs [42, 13, 23]. It involves processing an arbitrary linearized sequence of text chunks, denoted without loss of generality as  $[u_1, u_2, \dots, u_n]$ , where each  $u_i \in V$  is composed of a sequence of token embeddings, by using the concatenated sequence  $[u_1, u_2, \dots, u_n, q]$  as input. Modern LLMs commonly employ causal attention, where each token attends to all preceding tokens. This mechanism results in a computational complexity of  $\mathcal{O}(n^2 L^2)$ , where  $L$  denotes the max chunk length. A consequence of sequential encoding is the sensitivity of the model output to input order, termed *positional biases*. Moreover, this default setting lacks inherent mechanisms for leveraging structural inductive biases, should they exist in the data.

*Parallel Text Encoding* is adopted by an alternative line of work [43, 61, 12, 35] that treats text chunks as an unordered set,  $S = \{u_1, u_2, \dots, u_n\}$ . Here, the LLM encodes each chunk  $u_i \in S$  independently and in parallel, often with all chunks sharing the same PEs to signify their lack of explicit order. The computational complexity for this encoding process is  $\mathcal{O}(nL^2)$ , linear in  $n$  (the number of chunks). This method, however, discards the modeling of direct interactions among chunks, thereby sacrificing relational information critical for multi-hop reasoning in favor of efficiency. During answer generation, tokens attend to all encoded text chunks in  $S$  and the query  $q$ .

Graph-KV injects structural inductive bias using two main strategies: a structure-aware attention mechanism and appropriately assigned shared PEs.

#### 3.1 Graph-KV

##### The Structure-aware Attention Mechanism.

First, Graph-KV performs offline parallel encoding of each text chunk  $u_i$  to obtain its initial latent representation  $h_{u_i}^{(0)}$ . These representations,  $\{h_{u_i}^{(0)}\}_{u_i \in V}$ , are then used to form initial Key-Value (KV) pairs, denoted as  $\{(k_{u_i}^{(0)}, v_{u_i}^{(0)})\}_{u_i \in V}$ , which can be loaded into the KV cache. Following the graph structure  $G = (V, E)$ , Graph-KV updates the representation of a target chunk  $u_j$  by modeling its relationships via the attention mechanism with its source chunks, denoted as  $\mathcal{N}(j) = \{u_i \mid (u_i, u_j) \in E\}$ . This update is achieved by computing a sparsified attention:

$\text{softmax}\left(\frac{Q_j K_{\mathcal{N}(j)}^\top}{\sqrt{d_h}}\right) V_{\mathcal{N}(j)}$  where  $Q_j$  is the Query vector associated with  $u_j$  (the target chunk),

$K_{\mathcal{N}(j)} = [k_{u_i}^{(0)}]_{u_i \in \mathcal{N}(j)}$  and  $V_{\mathcal{N}(j)} = [v_{u_i}^{(0)}]_{u_i \in \mathcal{N}(j)}$  are matrices formed by stacking the key-values of its source chunks, respectively, and  $d_h$  used for normalization denotes the dimension of QK values.

This update procedure can be iterated for multiple rounds. However, for our experiments, we conduct a single round (i.e.,  $t = 1$ ). This serves as a proof-of-concept to model interactions extending beyond those addressed by existing parallel encoding methods, which typically process chunks as purely independent, while preserving low computational complexity. Iterating for multiple rounds does not yield significant performance gains on the current evaluation tasks. Nevertheless, we believe that with more complex tasks, or if the model were further fine-tuned to adapt to this new attention architecture, greater improvements could be anticipated. Finally, upon query, input query tokens and subsequently generated answer tokens attend to the representations of both source and target chunks.

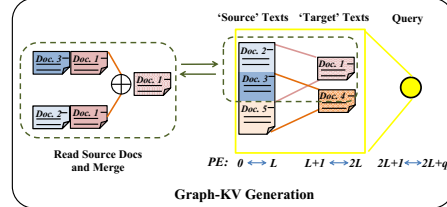


Figure 2: PE-sharing mechanism in Graph-KV. As shown on the **right side**, source docs share one PE range, while targets share another. Attending Doc.1 to the KVs of its sources (Doc.2 and Doc.3), is functionally equivalent to the **left side**: reading Doc.2 followed by Doc.1, and Doc.3 followed by Doc.1, then merging the resulting representations of Doc.1.

**The Allocation of Positional Encodings.** Our allocation of PEs aims to reduce positional bias and improve context efficiency. We begin by considering the scenario without explicit directed edges, where graph-structured data effectively becomes a collection of independent text chunks. This configuration is analogous to those in many existing studies on parallel encoding [61, 43, 35]. To mitigate positional bias for these independent chunks, all such text chunks are assigned positions within the shared range  $[0, L)$ , where we assume a maximum chunk length of  $L$ . Furthermore, when structural dependencies are present in the data (e.g., via directed edges), target chunks are subsequently assigned positions from  $L$  to  $2L$ , i.e., within another shared range  $[L, 2L)$  immediately following the first. Query tokens and any generated tokens are then allocated positions in a range beyond  $2L$ , subsequent to those of the target chunks.

While this study does not investigate the iterative application of target chunks as source chunks in subsequent processing rounds, the proposed methodology permits such natural extension. For instance, target chunks in a subsequent round could be allocated positions within the range  $[2L, 3L)$ , with query token positions adjusted correspondingly; this iterative pattern can be continued as needed. A key benefit of this procedure is its conservation of the context window: since numerous chunks share identical positional ranges, the overall required positional span is only about  $TL$ . Here,  $T$  denotes the number of iterations (a generally small constant), and  $L$  is often less than  $10k$ .

To illustrate how latent representations of target chunks are formed by Graph-KV, please refer to Fig. 2. Suppose there are directed edges  $\text{doc.2} \rightarrow \text{doc.1}$  and  $\text{doc.3} \rightarrow \text{doc.1}$ , Graph-KV can be understood as guiding the LLM to process two effective “documents”: one formed by doc.2 followed by doc.1, and another by doc.3 followed by doc.1. The representations of the doc.1 portions obtained from both these effective documents, are then aggregated. Consequently, the representation of target chunk doc.1 contains the information reflecting its connections to source chunks doc.2 and doc.3.

**Computational Complexity.** The representations for all text chunks in the first round are computed with complexity  $\mathcal{O}(|V|L^2)$ , aligning with previous parallel encoding methods. Suppose  $\mathcal{T}$  is a set of target chunks, updating target chunk representations has a complexity of  $\mathcal{O}(\sum_{u,j \in \mathcal{T}} |\mathcal{N}(j)|L^2) = \mathcal{O}(|E|L^2)$  as  $|E|$  is the total number of such dependencies. During query time, the attention complexity for each query or generated token over all source and target chunks is  $\mathcal{O}(|V|L)$ , similar to vanilla sequential and parallel encoding schemes at generation.

**Remark: Attention Sink.** APE [61] considers sharing the PE range but avoids using the first several positions to avoid the attention sink problem [59]. We find that Graph-KV remains unaffected even though its chunks share the PE range from the first token. This is because we adopt the model that has been fine-tuned with independent attention blocks [35] to fit this change.

## 4 Experiments

**Task Selection** We design four tasks to evaluate Graph-KV, including three real-world applications and one stress test: **Task 1:** Retrieval-Augmented Generation (RAG), **Task 2:** ARXIV-QA, a new task of multi-hop paper understanding, **Task 3:** Paper topic classification, which is a classical graph learning task; **Task 4:** Stress test on scalability and efficiency over synthetic data.

**Backbone for Graph-KV.** Graph-KV necessitates the independent encoding of different text segments. This process introduces a distributional shift standard LLM backbones [43]. Two primary solutions address this challenge. The first involves applying a tuning-free heuristic, such as APE [61], which alleviates the shift by adjusting the temperature and scaling of attention weights. The second approach is to post-train the model with attention masks composed of independent attention blocks for different text chunks, such as Block-RAG [35]. Empirically, we found that the fine-tuned model exhibits more stable performance, particularly when employing Graph-KV, as demonstrated in subsequent experiments. Consequently, we default to using the llama-3.1-8B-block-ft (8B-Block) model as the backbone for Graph-KV. This model is based on the pre-trained llama-3.1-8B and is further post-trained with independent attention blocks [35] on the tu1u-3 dataset [28] and 20k RAG training instances from 2Wiki [17] and TriviaQA [22].

Due to limited computational resources, our work focuses on the llama-3.1-8B family, and we have not extended this specific tuning to other LLMs. However, our findings are, in principle, generalizable. Furthermore, we did not attempt to directly fine-tune the model with Graph-KV, although we believe such a step could further enhance its performance on many of the tasks discussed later.

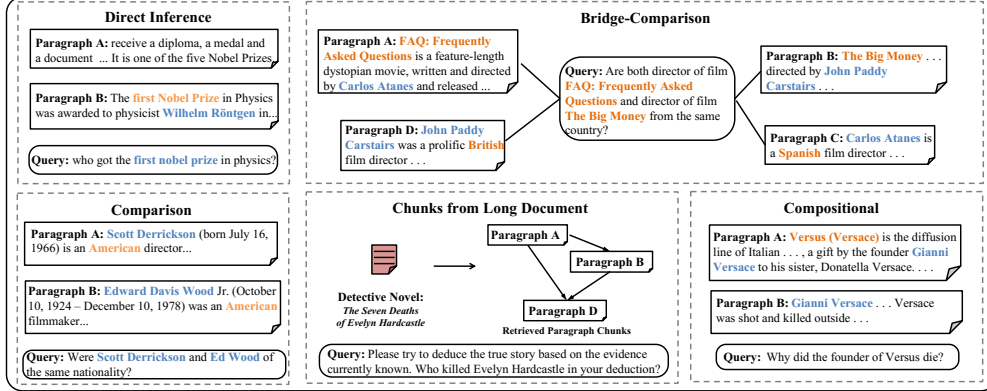


Figure 4: The reasoning settings in RAG tasks. *Direct inference* task requires identifying evidence chunks (from NarrativeQA [25]). Others that require multi-hop reasoning include multi-hop reasoning (*comparison*, *bridge* and *compositional* (from 2Wiki [17], HotpotQA [62]) and *long-document understanding* (from LongBench-v2 [4]). In these tasks, there exists implicit temporal or logical dependencies among the retrieved chunks.

**Baselines for comparison.** 1) **Sequential Encoding:** We consider two models which conducts serialized next-token prediction during post-training based on llama-3.1-8B. One is llama-3.1-8B-sft (8B-SFT) which is fully supervised tuned on the tulu-3 dataset. For fair comparison, we also take llama-3.1-8B-rag (8B-RAG), which is further tuned with the extra RAG data that is used for llama-3.1-8B-block-ft (8B-Block), which were also used for comparison in [35]. The two models encode inputs in a standard serialized manner, serving as direct baselines for Graph-KV, particularly in assessing its ability to leverage structural inductive biases, eliminate positional bias, and reduce context window consumption. 2) **Parallel Context Window (PCW)** [43], 3) **Adaptive Parallel Encoding (APE)** [61] and 4) **Block-RAG** [35] are methods with block attentions. Block-RAG serves as another direct baseline for Graph-KV as they adopt the same backbone LLM.

#### 4.1 Task 1: Retrieval Augmented Generation (RAG)

Examples of the task scenarios in RAG are shown in Fig. 4, including direct inference, multi-hop reasoning, and long document understanding. We evaluate these scenarios using a total of 7 datasets, including NarrativeQA [25], TriviaQA [22], HotpotQA [62], 2Wiki [17], Multihop-RAG [49], MorehopQA [44] and LongBenchV2 [4]. For all the datasets, 10 text chunks are provided, and accuracy is selected as the primary metric. We follow [35, 33, 18] to judge whether any correct answers appear in the predicted output. See more implementation details in Appendix. A.2.1.

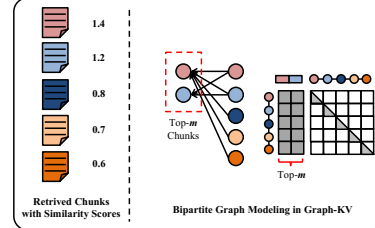


Figure 3: Graph-KV modeling for RAG.

**Graph-KV for Structure Modeling in RAG.** In RAG tasks, especially those involving multi-hop reasoning, text segments exhibit strong logical or temporal structural inductive biases. However, these dependencies are implicit and could not be cheaply modeled. We do not assume the dependencies are explicit, instead we construct them using a bipartite graph of text chunks. As illustrated in Fig. 3. Graph-KV tries to capture the structural dependencies among retrieved chunks without introducing too much complexity. Specifically, the retrieved chunks with the top- $m$  ( $m=1,3$  in our experiments) similarity scores are considered source chunks, the KV-cache of them is concatenated, and attended by each of the remaining text chunks to independently generate the corresponding KV values. We also consider all retrieved chunks as both source and target chunks (named as “Graph-KV-Full”), which can be viewed as modeling all potential pair-wise dependencies.

**Result Analysis.** Experiment results on RAG datasets are displayed in Tables. 2-3, with key insights as follows: Across all the tasks, results show a clear trend: Graph-KV-Full generally outperforms its sparsified variants. Specifically, Graph-KV-Top-3 generally achieves better performance than  $m=1$ . Among them, the Graph-KV-Top-1 outperforms the Block-RAG [35] baseline except on Single Document QA while Graph-KV-Top-3 consistently outperforms Block-RAG across all cases, which reveals that our injected sparse dependency effectively complements the lack of dependencies among text chunks in parallel encoding methods. Notably, in tasks that emphasize multi-hop reasoning, or medium and long reasoning from long documents (Table. 2), Graph-KV-Top-3 significantly



		MultiHop-RAG					MorehopQA						Single Document QA in LongBench-V2						
		Infer	Compare	Temporal	Null	Avg	Hop-1	Hop-2	Hop-3	Hop-4	Hop-5	Avg	Easy	Hard	Short	Medium	Long	Avg	
Backbone	Attention	816	856	583	301	2556	444	416	154	13	91	1118	64	111	74	77	24	175	
8B-SFT	Sequential	42.54	33.49	33.37	99.34	39.18	57.65	24.27	29.87	15.38	26.37	38.37	35.9	28.8	35.1	31.2	20.8	31.4	
8B-SFT	PCW	69.39	34.29	34.35	42.10	42.01	11.26	10.81	10.38	0.00	17.58	11.35	8.3	20.0	15.4	20.0	0.0	15.6	
8B-SFT	APE	48.34	33.46	33.49	86.25	40.34	13.28	15.86	9.47	61.53	10.98	14.13	34.5	21.4	24.1	31.2	20.0	26.8	
8B-RAG	Sequential	73.12	34.66	39.00	43.43	44.27	54.72	22.59	22.07	53.85	25.27	35.86	32.8	32.4	35.1	35.1	16.7	32.6	
8B-RAG	PCW	50.37	33.62	34.19	48.16	39.35	0.22	1.20	0.00	0.00	1.09	0.62	16.7	27.1	29.2	21.9	9.5	23.3	
8B-RAG	APE	51.71	34.08	38.08	39.97	40.10	22.97	27.88	163.2	46.15	32.96	24.95	25.0	19.4	10.5	31.8	16.7	21.3	
8B-Block	Sequential	63.55	34.54	38.03	53.09	43.60	59.23	20.43	25.32	23.07	30.76	37.38	35.9	30.6	36.5	32.5	20.8	32.6	
8B-Block	Block-RAG	72.73	34.16	38.03	40.73	43.32	56.75	25.72	24.67	15.38	27.47	37.92	37.5	27.9	32.4	35.1	16.7	31.4	
8B-Block	Graph-KV Top-1	73.25†	34.19	38.18	53.85	44.81	54.72	25.72	24.67	23.07	31.86	37.96	34.9	27.0	32.9	28.6	25.0	29.9	
8B-Block	Graph-KV Top-3	73.12	34.43	38.69	63.64	45.79	56.53	25.72	24.67	23.07	29.67	38.11	38.5†	29.5	32.4	34.4	35.7†	32.1	
8B-Block	Graph-KV Full	69.04	34.63	38.48	88.79	46.41†	64.86†	30.52†	25.97	30.76	47.25†	44.90†	37.5	31.5†	32.4	35.1	33.3†	37.5†	

Table 2: Performance on MultiHop-RAG [49], MorehopQA [44] and single documentQA in LongBench-V2 [4]. The best sequential encoding method is underlined, the best non-sequential approach is **bolded**. † refers that the best non-sequential approach outperforms the best sequential encoding.

		NarrativeQA		2Wiki				TriviaQA	Hotpot QA		
		Infer	Compare	Infer	Bridge	Compose	Avg	Infer	Compare	Bridge	Avg
Backbone	Attention	3610	3040	1549	2751	5236	12576	11313	1487	5918	7405
8B-SFT	Sequential	60.60	86.84	24.66	74.62	67.20	68.33	76.19	74.37	73.18	73.42
8B-SFT	PCW	39.22	70.13	14.07	67.17	32.58	46.94	60.13	54.87	33.28	37.62
8B-SFT	APE	49.05	74.44	18.26	61.17	37.41	49.20	66.28	60.52	46.24	49.11
8B-RAG	Sequential	62.38	82.29	60.94	90.54	68.22	75.75	76.38	73.43	78.59	77.55
8B-RAG	PCW	46.59	66.21	18.71	72.88	19.49	42.37	64.18	58.84	33.40	33.51
8B-RAG	APE	49.14	74.40	21.88	84.55	29.96	51.65	67.31	63.34	42.41	46.61
8B-Block	Sequential	63.21	84.24	63.08	90.07	70.76	77.29	76.64	71.88	78.82	77.43
8B-Block	Block-RAG	59.39	<b>83.25</b>	50.41	89.85	60.90	71.35	74.44	70.20	71.59	71.31
8B-Block	Graph-KV Top-1	62.04	82.76	52.42	90.00	65.94	73.60	75.17	70.41	74.14	73.39
8B-Block	Graph-KV Top-3	62.29	<b>83.25</b>	<b>56.74</b>	<b>90.47</b>	<b>67.83</b>	<b>75.15</b>	75.66	<b>71.01</b>	76.24	75.19
8B-Block	Graph-KV Full	<b>62.88</b>	82.69	54.16	90.43	67.11	74.38	<b>75.85</b>	70.41	<b>77.62</b>	<b>76.17</b>

Table 3: Performance on NarrativeQA [25], 2Wiki [17], TriviaQA [22] and HotpotQA [62]. The best sequential encoding method is underlined, the best non-sequential approach is **bolded**. † refers that the best non-sequential approach outperforms the best sequential encoding.

outperforms Sequential Encoding by about 2% – 10%. In the rest tasks (in Table. 3), although the gaps are generally narrower Graph-KV-Top-3 still outperforms Block-RAG by 4.65% in *bridge* on HotpotQA, 6.93% in *compose* on 2Wiki). Graph-KV-Top-3 only achieves performance comparable to, but not exceeding, the sequential baseline. This is because, in many tasks in Table. 3 such as *inference* and *comparison* (e.g. NarrativeQA [25], TriviaQA [22])), models can often directly infer from one text chunk. In the tasks that require two-hop reasoning, such as *bridge* or *compose*, sequential encoding may model structural dependencies that are originally held in the serialized order.

Regarding tuning-free approaches, although APE [61] consistently outperforms PCW [43] due to its temperature and scale adjustments, a substantial performance gap remains between the tuning-free approach APE and the fine-tuned model Block-RAG. This reveals the need for fine-tuning to enable LLMs that were pretrained on full causal attention to effectively encode text chunks independently and decode properly from these text chunks.

## 4.2 Task 2: ARXIV-QA – Multi-Hop Reasoning over Citation Network with Full Texts

**Experimental Setup.** We randomly selected 100 academic papers from the Arxiv dataset [20], each with its corresponding reference papers. Following a data processing and cleaning phase, which focused on the relationships between the primary paper and its references (detailed in Appendix A.2.2), we curated a final dataset comprising 60 primary papers. Including their references, this dataset encompassed a total of 472 papers with full-text availability. We then formulated one technical question for each of the 60 papers. Answering these questions necessitates: 1) interpreting the main context of the paper, 2) comprehending the citation relationships, and 3) understanding the context of its references. An illustrative example is provided in Fig. 5 (note: the figure size has been significantly reduced due to space constraints; readers are encouraged to zoom in for detailed content). On average, addressing each question involves processing approximately 88k tokens of context, which approaches the 128k effective context window limit of the foundational models used.

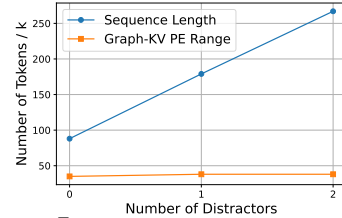


Figure 7: Average input sequence length (equivalent to position index range in sequential encoding) on ARXIV-QA with 0, 1, 2 distractors, compared to the position index range used in Graph-KV.

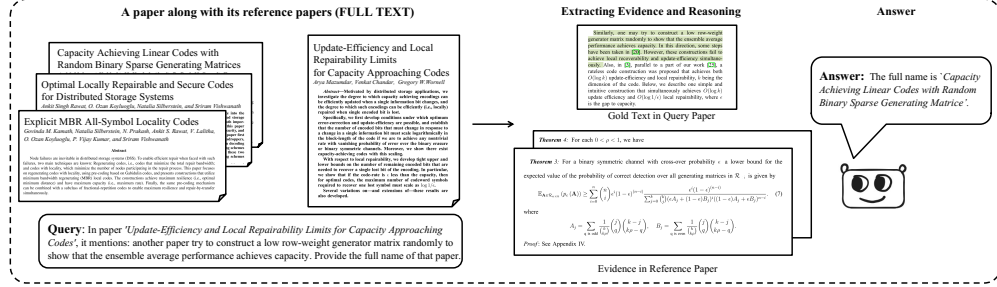


Figure 5: An example from the ARXIV-QA task. One needs first locate the central paper’s introduction of the low row-weight generator matrix, and then compare the described methods with the content across all provided references (e.g., Theorems 1 and 3 in the ground-truth reference paper) to arrive at the correct answer.



Figure 6: QA accuracy when querying with 0, 1, 2 distractors (**up to down**) on the 60 questions from ARXIV-QA. The number of correct answers is provided after  $\checkmark$ . ‘SEQ’ refers to sequential encoding. Green entry means correct answer and Red refers to wrong. When querying with distractors, ‘Last’ and ‘First’ refers to the position where the paper along with its references that are contain the answer are positioned (at the beginning or end of the sequence).

To further elevate the difficulty of the question-answering task, we introduced distractors for each question. This was achieved by randomly grouping multiple papers along with their respective references. This expanded setup enables the evaluation of the model’s positional bias (e.g., by varying the placement of the relevant paper and its references within the paper sequence) and rigorously tests the boundaries of extremely long contexts. For instance, grouping three papers and their references (i.e., one relevant paper plus two distractor papers, along with all their associated references) results in an average input length of 264.6k tokens. Fig. 7 provides a comparison.

**Graph-KV for Structure-Aware Modeling in ARXIV-QA.** Understanding technical details in a paper often involves reviewing its references, particularly when methods in the references are adapted to solving the problem in the current work. Graph-KV forms target-source pairs connecting the central paper with all its references. When distractors are included and text length surpasses 128k tokens, the shared PE strategy is vital for the LLM to properly digest the full context.

**Result Analysis.** Fig. 6 displays the QA accuracy. When queried solely with the paper and its references containing the answer (without distractors), sequential encoding demonstrates strong performance in this straightforward scenario. However, all parallel text encoding baselines (PCW, APE, and Block-RAG) fail to capture cross-document connections, resulting in significantly fewer correct answers. In the setup including distractors, sequential encoding exhibits severe positional bias. When the relevant paper is placed at the end of the sequence, performance remains comparable to Graph-KV, primarily due to the recency bias of pre-trained auto-regressive LLMs, which tend to focus more on later-positioned text chunks [58]. Conversely, when relevant texts are positioned at the beginning of the sequence, the distractors and extended contexts lead to substantial performance degradation. For instance, all sequential encoding baselines fail to answer correctly when queried with two distractors. This demonstrates the limitations of sequential encoding in long-context, multi-



source structured reasoning. Due to its PE sharing strategy and structural inductive bias injection, Graph-KV does not suffer from the positional bias and consistently achieves the best performance.

### 4.3 Paper Topic Classification

We further evaluated Graph-KV on the paper topic classification task using the Cora [36] and Pubmed [45] citation graphs. This task, which originated from graph learning as ‘node classification’, requires LLMs to classify a central paper into one of several categories based on its abstract, title, and neighbors. See Appendix. A.2.3 for details. Each central paper may have hundreds of references (e.g. up to 130 in Pubmed), thus making the task challenging. To verify the effectiveness of including reference information, we added a ‘Query-Only’ baseline that only feeds the model the central paper. For all methods, the central paper was consistently placed at the end of the sequence. Since Sequential encoding and Block-RAG showed varying performance depending on the order of references placed before the central paper, we report their average performance across seeds 42 to 44. In contrast, Graph-KV is robust to the order of references. The results, presented in Table 4, show that by incorporating the dependency on references from the central paper, Graph-KV outperforms both sequential encoding and parallel text encoding baselines. It is important to note that existing works applying LLMs to this traditional graph learning task typically either perform classification in the text embedding latent space [32, 8, 7] or train an adapter to map sampled reference papers into the LLM’s token space [6, 48, 52]. Graph-KV is the first approach to address this task by adjusting the fundamental mechanism of LLMs.

Backbone	Attention	Cora	Pubmed
8B-SFT	Sequential	66.66±0.62	80.64±0.39
8B-SFT	PCW	68.63	76.95
8B-SFT	APE	66.92	77.01
8B-RAG	Sequential	70.35±0.17	82.06±0.16
8B-RAG	PCW	66.05	76.52
8B-RAG	APE	68.46	76.49
8B-Block	Query-Only	57.38	83.60
8B-Block	Sequential	67.09±0.17	79.79±0.16
8B-Block	Block-RAG	69.55±0.30	83.24±1.16
8B-Block	Graph-KV	<b>71.03</b>	<b>84.61</b>

Table 4: Performance on paper topic classification. Sequential encoding and Block-RAG produce varied answer due to different placement order of references. ‘Query-Only’ means only providing the central paper.

### 4.4 Task 4: Stress Test on Scalability & Efficiency

We conduct stress test on synthetic data with an Nvidia RTX6000 GPU (48GB) with AMD EPYC 7763 64-core processor, to compare Graph-KV with sequential encoding baseline on scalability and efficiency. For details, refer to Appendix. A.2.4. 1) We construct synthetic star graphs (similar to the ego graphs used in previous tasks) with fixed word number on each node of 500 and 1000. We then gradually increase the number of neighbors to assess GPU peak memory usage and report the remaining available memory. Results are presented on the left side of Fig. 8. Graph-KV is capable of encoding more than 3 times the number of neighbors compared with sequential encoding. 2) To evaluate efficiency, we report the time-to-first-token (TTFT) latency on star graphs with a fixed 10 neighbors, varying the number of words per node from 100 to 800. The results are shown on the right side of Fig. 8. The benefit stems from pre-filling text chunks with injected structural biases, a capability not achievable with sequential encoding.

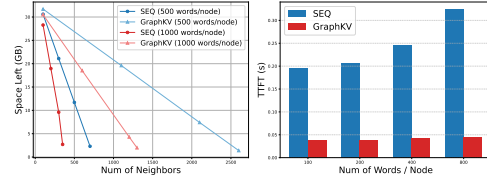


Figure 8: **Left:** Memory left w.r.t. num of nodes to encode. **Right:** TTFT w.r.t. num words per node.

## 5 Conclusion and Future Work

This paper introduces Graph-KV, a novel approach designed to overcome the limitations of autoregressive LLMs in processing structured data. It achieves this by directly injecting structural inductive biases into the attention mechanism and employing strategic positional encoding, which in turn reduces positional bias and context window demands. Evaluations across diverse tasks, including RAG, a new academic QA benchmark (ARXIV-QA), and paper topic classification, demonstrate Graph-KV’s substantial outperformance of sequential and parallel encoding baselines, particularly in multi-hop reasoning and long-context scenarios. Although this work currently evaluates Graph-KV on one-hop structural dependencies, the core idea of leveraging structural dependencies to improve LLM understanding of more intricate data topologies holds significant promise for broader research.

## Acknowledgements

H. Wang, M. Li, S. Liu, S. Miao and P. Li are partially supported by NSF awards IIS-2239565, CCF-2402816, IIS-2428777, PHY-2117997; DOE award DE-FOA-0002785; JPMC faculty awards; Openai Research Credits; and Meta research award.

We extend our sincere gratitude to Xinyu Yang and Beidi Chen for their valuable discussion.

## References

- [1] Josh Achiam, Steven Adler, Sandhini Agarwal, Lama Ahmad, Ilge Akkaya, Florencia Leoni Aleman, Diogo Almeida, Janko Altenschmidt, Sam Altman, Shyamal Anadkat, et al. Gpt-4 technical report. *arXiv preprint arXiv:2303.08774*, 2023.
- [2] Jinze Bai, Shuai Bai, Yunfei Chu, Zeyu Cui, Kai Dang, Xiaodong Deng, Yang Fan, Wenbin Ge, Yu Han, Fei Huang, et al. Qwen technical report. *arXiv preprint arXiv:2309.16609*, 2023.
- [3] Yushi Bai, Xin Lv, Jiajie Zhang, Hongchang Lyu, Jiankai Tang, Zhidian Huang, Zhengxiao Du, Xiao Liu, Aohan Zeng, Lei Hou, Yuxiao Dong, Jie Tang, and Juanzi Li. LongBench: A bilingual, multitask benchmark for long context understanding. In *Proceedings of the 62nd Annual Meeting of the Association for Computational Linguistics (Volume 1: Long Papers)*, pages 3119–3137, 2024.
- [4] Yushi Bai, Shangqing Tu, Jiajie Zhang, Hao Peng, Xiaozhi Wang, Xin Lv, Shulin Cao, Jiazheng Xu, Lei Hou, Yuxiao Dong, et al. Longbench v2: Towards deeper understanding and reasoning on realistic long-context multitasks. *arXiv preprint arXiv:2412.15204*, 2024.
- [5] Nuo Chen, Yuhao Li, Jianheng Tang, and Jia Li. Graphwiz: An instruction-following language model for graph problems. *arXiv preprint arXiv:2402.16029*, 2024.
- [6] Runjin Chen, Tong Zhao, Ajay Jaiswal, Neil Shah, and Zhangyang Wang. Llaga: Large language and graph assistant. *arXiv preprint arXiv:2402.08170*, 2024.
- [7] Zhikai Chen, Haitao Mao, Jingzhe Liu, Yu Song, Bingheng Li, Wei Jin, Bahare Fatemi, Anton Tsitsulin, Bryan Perozzi, Hui Liu, et al. Text-space graph foundation models: Comprehensive benchmarks and new insights. *arXiv preprint arXiv:2406.10727*, 2024.
- [8] Eli Chien, Wei-Cheng Chang, Cho-Jui Hsieh, Hsiang-Fu Yu, Jiong Zhang, Olgica Milenkovic, and Inderjit S Dhillon. Node feature extraction by self-supervised multi-scale neighborhood prediction. *arXiv preprint arXiv:2111.00064*, 2021.
- [9] Tri Dao. Flashattention-2: Faster attention with better parallelism and work partitioning. *arXiv preprint arXiv:2307.08691*, 2023.
- [10] Bahare Fatemi, Jonathan Halcrow, and Bryan Perozzi. Talk like a graph: Encoding graphs for large language models. *arXiv preprint arXiv:2310.04560*, 2023.
- [11] Yunfan Gao, Yun Xiong, Xinyu Gao, Kangxiang Jia, Jinliu Pan, Yuxi Bi, Yixin Dai, Jiawei Sun, Haofen Wang, and Haofen Wang. Retrieval-augmented generation for large language models: A survey. *arXiv preprint arXiv:2312.10997*, 2:1, 2023.
- [12] In Gim, Guojun Chen, Seung-seob Lee, Nikhil Sarda, Anurag Khandelwal, and Lin Zhong. Prompt cache: Modular attention reuse for low-latency inference. *Proceedings of Machine Learning and Systems*, 6:325–338, 2024.
- [13] Aaron Grattafiori, Abhimanyu Dubey, Abhinav Jauhri, Abhinav Pandey, Abhishek Kadian, Ahmad Al-Dahle, Aiesha Letman, Akhil Mathur, Alan Schelten, Alex Vaughan, et al. The llama 3 herd of models. *arXiv preprint arXiv:2407.21783*, 2024.
- [14] Steven A Greenberg. How citation distortions create unfounded authority: analysis of a citation network. *Bmj*, 339, 2009.
- [15] Xiaobo Guo and Soroush Vosoughi. Serial position effects of large language models. *arXiv preprint arXiv:2406.15981*, 2024.

- [16] Adi Haviv, Ori Ram, Ofir Press, Peter Izsak, and Omer Levy. Transformer language models without positional encodings still learn positional information. In *Findings of the Association for Computational Linguistics: EMNLP 2022*, pages 1382–1390, 2022.
- [17] Xanh Ho, Anh-Khoa Duong Nguyen, Saku Sugawara, and Akiko Aizawa. Constructing a multi-hop qa dataset for comprehensive evaluation of reasoning steps. *arXiv preprint arXiv:2011.01060*, 2020.
- [18] Yupeng Hou, Junjie Zhang, Zihan Lin, Hongyu Lu, Ruobing Xie, Julian McAuley, and Wayne Xin Zhao. Large language models are zero-shot rankers for recommender systems. In *European Conference on Information Retrieval*, pages 364–381. Springer, 2024.
- [19] Cheng-Ping Hsieh, Simeng Sun, Samuel Krizan, Shantanu Acharya, Dima Rekesh, Fei Jia, Yang Zhang, and Boris Ginsburg. Ruler: What’s the real context size of your long-context language models? *arXiv preprint arXiv:2404.06654*, 2024.
- [20] Weihua Hu, Matthias Fey, Marinka Zitnik, Yuxiao Dong, Hongyu Ren, Bowen Liu, Michele Catasta, and Jure Leskovec. Open graph benchmark: Datasets for machine learning on graphs. *Advances in neural information processing systems*, 33:22118–22133, 2020.
- [21] Gautier Izacard and Edouard Grave. Leveraging passage retrieval with generative models for open domain question answering. *arXiv preprint arXiv:2007.01282*, 2020.
- [22] Mandar Joshi, Eunsol Choi, Daniel S Weld, and Luke Zettlemoyer. Triviaqa: A large scale distantly supervised challenge dataset for reading comprehension. *arXiv preprint arXiv:1705.03551*, 2017.
- [23] Jared Kaplan, Sam McCandlish, Tom Henighan, Tom B Brown, Benjamin Chess, Rewon Child, Scott Gray, Alec Radford, Jeffrey Wu, and Dario Amodei. Scaling laws for neural language models. *arXiv preprint arXiv:2001.08361*, 2020.
- [24] Amirhossein Kazemnejad, Inkit Padhi, Karthikeyan Natesan Ramamurthy, Payel Das, and Siva Reddy. The impact of positional encoding on length generalization in transformers. *Advances in Neural Information Processing Systems*, 36:24892–24928, 2023.
- [25] Tomáš Kočiský, Jonathan Schwarz, Phil Blunsom, Chris Dyer, Karl Moritz Hermann, Gábor Melis, and Edward Grefenstette. The narrativeqa reading comprehension challenge. *Transactions of the Association for Computational Linguistics*, 6:317–328, 2018.
- [26] Lecheng Kong, Jiarui Feng, Hao Liu, Chensong Huang, Jiaxin Huang, Yixin Chen, and Muhan Zhang. Gofa: A generative one-for-all model for joint graph language modeling. *arXiv preprint arXiv:2407.09709*, 2024.
- [27] Yuri Kuratov, Aydar Bulatov, Petr Anokhin, Ivan Rodkin, Dmitry Sorokin, Artyom Sorokin, and Mikhail Burtsev. Babilong: Testing the limits of llms with long context reasoning-in-a-haystack. In *Advances in Neural Information Processing Systems*, pages 106519–106554, 2024.
- [28] Nathan Lambert, Jacob Morrison, Valentina Pyatkin, Shengyi Huang, Hamish Ivison, Faeze Brahman, Lester James V Miranda, Alisa Liu, Nouha Dziri, Shane Lyu, et al. Tulu 3: Pushing frontiers in open language model post-training. *arXiv preprint arXiv:2411.15124*, 2024.
- [29] Patrick Lewis, Ethan Perez, Aleksandra Piktus, Fabio Petroni, Vladimir Karpukhin, Naman Goyal, Heinrich Küttler, Mike Lewis, Wen-tau Yih, Tim Rocktäschel, et al. Retrieval-augmented generation for knowledge-intensive nlp tasks. *Advances in neural information processing systems*, 33:9459–9474, 2020.
- [30] Huayang Li, Yixuan Su, Deng Cai, Yan Wang, and Lemao Liu. A survey on retrieval-augmented text generation. *arXiv preprint arXiv:2202.01110*, 2022.
- [31] Yuhan Li, Peisong Wang, Zhixun Li, Jeffrey Xu Yu, and Jia Li. Zerog: Investigating cross-dataset zero-shot transferability in graphs. In *Proceedings of the 30th ACM SIGKDD Conference on Knowledge Discovery and Data Mining*, pages 1725–1735, 2024.

- [32] Yuhao Li, Peisong Wang, Xiao Zhu, Aochuan Chen, Haiyun Jiang, Deng Cai, Victor W Chan, and Jia Li. Glbench: A comprehensive benchmark for graph with large language models. *Advances in Neural Information Processing Systems*, 37:42349–42368, 2024.
- [33] Nelson F Liu, Kevin Lin, John Hewitt, Ashwin Paranjape, Michele Bevilacqua, Fabio Petroni, and Percy Liang. Lost in the middle: How language models use long contexts. *arXiv preprint arXiv:2307.03172*, 2023.
- [34] Yao Lu, Max Bartolo, Alastair Moore, Sebastian Riedel, and Pontus Stenetorp. Fantastically ordered prompts and where to find them: Overcoming few-shot prompt order sensitivity. *arXiv preprint arXiv:2104.08786*, 2021.
- [35] Dongyang Ma, Yan Wang, and Tian Lan. Block-attention for efficient prefilling. In *The Thirteenth International Conference on Learning Representations*, 2024.
- [36] Andrew Kachites McCallum, Kamal Nigam, Jason Rennie, and Kristie Seymore. Automating the construction of internet portals with machine learning. *Information Retrieval*, 3:127–163, 2000.
- [37] A Paszke. Pytorch: An imperative style, high-performance deep learning library. *arXiv preprint arXiv:1912.01703*, 2019.
- [38] Bryan Perozzi, Bahare Fatemi, Dustin Zelle, Anton Tsitsulin, Mehran Kazemi, Rami Al-Rfou, and Jonathan Halcrow. Let your graph do the talking: Encoding structured data for llms. *arXiv preprint arXiv:2402.05862*, 2024.
- [39] Alexander Peysakhovich and Adam Lerer. Attention sorting combats recency bias in long context language models. *arXiv preprint arXiv:2310.01427*, 2023.
- [40] Ofir Press, Noah A Smith, and Mike Lewis. Train short, test long: Attention with linear biases enables input length extrapolation. *arXiv preprint arXiv:2108.12409*, 2021.
- [41] Alec Radford, Karthik Narasimhan, Tim Salimans, Ilya Sutskever, et al. Improving language understanding by generative pre-training. 2018.
- [42] Alec Radford, Jeffrey Wu, Rewon Child, David Luan, Dario Amodei, Ilya Sutskever, et al. Language models are unsupervised multitask learners. *OpenAI blog*, 1(8):9, 2019.
- [43] Nir Ratner, Yoav Levine, Yonatan Belinkov, Ori Ram, Inbal Magar, Omri Abend, Ehud Karpas, Amnon Shashua, Kevin Leyton-Brown, and Yoav Shoham. Parallel context windows for large language models. *arXiv preprint arXiv:2212.10947*, 2022.
- [44] Julian Schnitzler, Xanh Ho, Jiahao Huang, Florian Boudin, Saku Sugawara, and Akiko Aizawa. Morehopqa: More than multi-hop reasoning. *arXiv preprint arXiv:2406.13397*, 2024.
- [45] Prithviraj Sen, Galileo Namata, Mustafa Bilgic, Lise Getoor, Brian Galligher, and Tina Eliassi-Rad. Collective classification in network data. *AI magazine*, 29(3):93–93, 2008.
- [46] Lin Shi, Chiyu Ma, Wenhua Liang, Weicheng Ma, and Soroush Vosoughi. Judging the judges: A systematic investigation of position bias in pairwise comparative assessments by llms. *arXiv preprint arXiv:2406.07791*, 2024.
- [47] Jianlin Su, Murtadha Ahmed, Yu Lu, Shengfeng Pan, Wen Bo, and Yunfeng Liu. Roformer: Enhanced transformer with rotary position embedding. *Neurocomputing*, 568:127063, 2024.
- [48] Jiabin Tang, Yuhao Yang, Wei Wei, Lei Shi, Lixin Su, Suqi Cheng, Dawei Yin, and Chao Huang. Graphgpt: Graph instruction tuning for large language models. In *Proceedings of the 47th International ACM SIGIR Conference on Research and Development in Information Retrieval*, pages 491–500, 2024.
- [49] Yixuan Tang and Yi Yang. Multihop-rag: Benchmarking retrieval-augmented generation for multi-hop queries. *arXiv preprint arXiv:2401.15391*, 2024.

- [50] Gemini Team, Rohan Anil, Sebastian Borgeaud, Jean-Baptiste Alayrac, Jiahui Yu, Radu Soricut, Johan Schalkwyk, Andrew M Dai, Anja Hauth, Katie Millican, et al. Gemini: a family of highly capable multimodal models. *arXiv preprint arXiv:2312.11805*, 2023.
- [51] Ashish Vaswani, Noam Shazeer, Niki Parmar, Jakob Uszkoreit, Llion Jones, Aidan N Gomez, Łukasz Kaiser, and Illia Polosukhin. Attention is all you need. *Advances in neural information processing systems*, 30, 2017.
- [52] Duo Wang, Yuan Zuo, Fengzhi Li, and Junjie Wu. Llms as zero-shot graph learners: Alignment of gnn representations with llm token embeddings. *Advances in Neural Information Processing Systems*, 37:5950–5973, 2024.
- [53] Haoyu Wang, Shikun Liu, Rongzhe Wei, and Pan Li. Model generalization on text attribute graphs: Principles with large language models. *arXiv preprint arXiv:2502.11836*, 2025.
- [54] Jie Wang, Tao Ji, Yuanbin Wu, Hang Yan, Tao Gui, Qi Zhang, Xuanjing Huang, and Xiaoling Wang. Length generalization of causal transformers without position encoding. *arXiv preprint arXiv:2404.12224*, 2024.
- [55] Yiwei Wang, Yujun Cai, Muhao Chen, Yuxuan Liang, and Bryan Hooi. Primacy effect of chatgpt. *arXiv preprint arXiv:2310.13206*, 2023.
- [56] Ziqi Wang, Hanlin Zhang, Xiner Li, Kuan-Hao Huang, Chi Han, Shuiwang Ji, Sham M Kakade, Hao Peng, and Heng Ji. Eliminating position bias of language models: A mechanistic approach. *arXiv preprint arXiv:2407.01100*, 2024.
- [57] Thomas Wolf, Lysandre Debut, Victor Sanh, Julien Chaumond, Clement Delangue, Anthony Moi, Pierric Cistac, Tim Rault, Rémi Louf, Morgan Funtowicz, et al. Huggingface’s transformers: State-of-the-art natural language processing. *arXiv preprint arXiv:1910.03771*, 2019.
- [58] Xinyi Wu, Yifei Wang, Stefanie Jegelka, and Ali Jadbabaie. On the emergence of position bias in transformers. *arXiv preprint arXiv:2502.01951*, 2025.
- [59] Guangxuan Xiao, Yuandong Tian, Beidi Chen, Song Han, and Mike Lewis. Efficient streaming language models with attention sinks. *arXiv preprint arXiv:2309.17453*, 2023.
- [60] Haotong Yang, Xiyuan Wang, Qian Tao, Shuxian Hu, Zhouchen Lin, and Muhan Zhang. Gl-fusion: Rethinking the combination of graph neural network and large language model. *arXiv preprint arXiv:2412.06849*, 2024.
- [61] Xinyu Yang, Tianqi Chen, and Beidi Chen. Ape: Faster and longer context-augmented generation via adaptive parallel encoding. *arXiv preprint arXiv:2502.05431*, 2025.
- [62] Zhilin Yang, Peng Qi, Saizheng Zhang, Yoshua Bengio, William W Cohen, Ruslan Salakhutdinov, and Christopher D Manning. Hotpotqa: A dataset for diverse, explainable multi-hop question answering. *arXiv preprint arXiv:1809.09600*, 2018.
- [63] Jiayi Yao, Hanchen Li, Yuhao Liu, Siddhant Ray, Yihua Cheng, Qizheng Zhang, Kuntai Du, Shan Lu, and Junchen Jiang. Cacheblend: Fast large language model serving for rag with cached knowledge fusion. In *Proceedings of the Twentieth European Conference on Computer Systems*, pages 94–109, 2025.
- [64] Howard Yen. Long-context language modeling with parallel context encoding. Master’s thesis, Princeton University, 2024.
- [65] Tao Yuan, Xuefei Ning, Dong Zhou, Zhijie Yang, Shiyao Li, Minghui Zhuang, Zheyue Tan, Zhuyu Yao, Dahua Lin, Boxun Li, Guohao Dai, Shengen Yan, and Yu Wang. Lv-eval: A balanced long-context benchmark with 5 length levels up to 256k. *arXiv preprint arXiv:2402.05136*, 2024.
- [66] Zhenyu Zhang, Runjin Chen, Shiwei Liu, Zhewei Yao, Olatunji Ruwase, Beidi Chen, Xiaoxia Wu, and Zhangyang Wang. Found in the middle: How language models use long contexts better via plug-and-play positional encoding. *arXiv preprint arXiv:2403.04797*, 2024.

- [67] Penghao Zhao, Hailin Zhang, Qinhan Yu, Zhengren Wang, Yunteng Geng, Fangcheng Fu, Ling Yang, Wentao Zhang, Jie Jiang, and Bin Cui. Retrieval-augmented generation for ai-generated content: A survey. *arXiv preprint arXiv:2402.19473*, 2024.
- [68] Zihao Zhao, Eric Wallace, Shi Feng, Dan Klein, and Sameer Singh. Calibrate before use: Improving few-shot performance of language models. In *International conference on machine learning*, pages 12697–12706. PMLR, 2021.
- [69] Lianmin Zheng, Wei-Lin Chiang, Ying Sheng, Siyuan Zhuang, Zhanghao Wu, Yonghao Zhuang, Zi Lin, Zhuohan Li, Dacheng Li, Eric Xing, et al. Judging llm-as-a-judge with mt-bench and chatbot arena. *Advances in Neural Information Processing Systems*, 36:46595–46623, 2023.
- [70] Lianmin Zheng, Liangsheng Yin, Zhiqiang Xie, Chuyue Sun, Jeff Huang, Cody Hao Yu, Shiyi Cao, Christos Kozyrakis, Ion Stoica, Joseph E Gonzalez, et al. Sglang: Efficient execution of structured language model programs, 2024. URL <https://arxiv.org/abs/2312.07104>.
- [71] Lianghui Zhu, Xinggang Wang, and Xinlong Wang. Judgelm: Fine-tuned large language models are scalable judges. *arXiv preprint arXiv:2310.17631*, 2023.
- [72] Yun Zhu, Jia-Chen Gu, Caitlin Sikora, Ho Ko, Yinxiao Liu, Chu-Cheng Lin, Lei Shu, Liangchen Luo, Lei Meng, Bang Liu, et al. Accelerating inference of retrieval-augmented generation via sparse context selection. *arXiv preprint arXiv:2405.16178*, 2024.
- [73] Yun Zhu, Haizhou Shi, Xiaotang Wang, Yongchao Liu, Yaoke Wang, Boci Peng, Chuntao Hong, and Siliang Tang. Graphclip: Enhancing transferability in graph foundation models for text-attributed graphs. In *Proceedings of the ACM on Web Conference 2025*, pages 2183–2197, 2025.



## NeurIPS Paper Checklist

### 1. Claims

Question: Do the main claims made in the abstract and introduction accurately reflect the paper's contributions and scope?

Answer: [\[Yes\]](#)

Justification: The paper's contribution and scope are covered in abstract and introduction.

Guidelines:

- The answer NA means that the abstract and introduction do not include the claims made in the paper.
- The abstract and/or introduction should clearly state the claims made, including the contributions made in the paper and important assumptions and limitations. A No or NA answer to this question will not be perceived well by the reviewers.
- The claims made should match theoretical and experimental results, and reflect how much the results can be expected to generalize to other settings.
- It is fine to include aspirational goals as motivation as long as it is clear that these goals are not attained by the paper.

### 2. Limitations

Question: Does the paper discuss the limitations of the work performed by the authors?

Answer: [\[Yes\]](#)

Justification: See Section. methodology and Section. Conclusion and Future Work for details.

Guidelines:

- The answer NA means that the paper has no limitation while the answer No means that the paper has limitations, but those are not discussed in the paper.
- The authors are encouraged to create a separate "Limitations" section in their paper.
- The paper should point out any strong assumptions and how robust the results are to violations of these assumptions (e.g., independence assumptions, noiseless settings, model well-specification, asymptotic approximations only holding locally). The authors should reflect on how these assumptions might be violated in practice and what the implications would be.
- The authors should reflect on the scope of the claims made, e.g., if the approach was only tested on a few datasets or with a few runs. In general, empirical results often depend on implicit assumptions, which should be articulated.
- The authors should reflect on the factors that influence the performance of the approach. For example, a facial recognition algorithm may perform poorly when image resolution is low or images are taken in low lighting. Or a speech-to-text system might not be used reliably to provide closed captions for online lectures because it fails to handle technical jargon.
- The authors should discuss the computational efficiency of the proposed algorithms and how they scale with dataset size.
- If applicable, the authors should discuss possible limitations of their approach to address problems of privacy and fairness.
- While the authors might fear that complete honesty about limitations might be used by reviewers as grounds for rejection, a worse outcome might be that reviewers discover limitations that aren't acknowledged in the paper. The authors should use their best judgment and recognize that individual actions in favor of transparency play an important role in developing norms that preserve the integrity of the community. Reviewers will be specifically instructed to not penalize honesty concerning limitations.

### 3. Theory assumptions and proofs

Question: For each theoretical result, does the paper provide the full set of assumptions and a complete (and correct) proof?

Answer: [\[NA\]](#)

Justification: The paper does not include theoretical results.

Guidelines:

- The answer NA means that the paper does not include theoretical results.
- All the theorems, formulas, and proofs in the paper should be numbered and cross-referenced.
- All assumptions should be clearly stated or referenced in the statement of any theorems.
- The proofs can either appear in the main paper or the supplemental material, but if they appear in the supplemental material, the authors are encouraged to provide a short proof sketch to provide intuition.
- Inversely, any informal proof provided in the core of the paper should be complemented by formal proofs provided in appendix or supplemental material.
- Theorems and Lemmas that the proof relies upon should be properly referenced.

#### 4. Experimental result reproducibility

Question: Does the paper fully disclose all the information needed to reproduce the main experimental results of the paper to the extent that it affects the main claims and/or conclusions of the paper (regardless of whether the code and data are provided or not)?

Answer: [\[Yes\]](#)

Justification: Please refer to supplementary materials for codes and implementation details.

Guidelines:

- The answer NA means that the paper does not include experiments.
- If the paper includes experiments, a No answer to this question will not be perceived well by the reviewers: Making the paper reproducible is important, regardless of whether the code and data are provided or not.
- If the contribution is a dataset and/or model, the authors should describe the steps taken to make their results reproducible or verifiable.
- Depending on the contribution, reproducibility can be accomplished in various ways. For example, if the contribution is a novel architecture, describing the architecture fully might suffice, or if the contribution is a specific model and empirical evaluation, it may be necessary to either make it possible for others to replicate the model with the same dataset, or provide access to the model. In general, releasing code and data is often one good way to accomplish this, but reproducibility can also be provided via detailed instructions for how to replicate the results, access to a hosted model (e.g., in the case of a large language model), releasing of a model checkpoint, or other means that are appropriate to the research performed.
- While NeurIPS does not require releasing code, the conference does require all submissions to provide some reasonable avenue for reproducibility, which may depend on the nature of the contribution. For example
  - (a) If the contribution is primarily a new algorithm, the paper should make it clear how to reproduce that algorithm.
  - (b) If the contribution is primarily a new model architecture, the paper should describe the architecture clearly and fully.
  - (c) If the contribution is a new model (e.g., a large language model), then there should either be a way to access this model for reproducing the results or a way to reproduce the model (e.g., with an open-source dataset or instructions for how to construct the dataset).
  - (d) We recognize that reproducibility may be tricky in some cases, in which case authors are welcome to describe the particular way they provide for reproducibility. In the case of closed-source models, it may be that access to the model is limited in some way (e.g., to registered users), but it should be possible for other researchers to have some path to reproducing or verifying the results.

#### 5. Open access to data and code

Question: Does the paper provide open access to the data and code, with sufficient instructions to faithfully reproduce the main experimental results, as described in supplemental material?

Answer: [Yes]

Justification: Data is publicly available. Code is provided in supplementary materials.

Guidelines:

- The answer NA means that paper does not include experiments requiring code.
- Please see the NeurIPS code and data submission guidelines (<https://nips.cc/public/guides/CodeSubmissionPolicy>) for more details.
- While we encourage the release of code and data, we understand that this might not be possible, so “No” is an acceptable answer. Papers cannot be rejected simply for not including code, unless this is central to the contribution (e.g., for a new open-source benchmark).
- The instructions should contain the exact command and environment needed to run to reproduce the results. See the NeurIPS code and data submission guidelines (<https://nips.cc/public/guides/CodeSubmissionPolicy>) for more details.
- The authors should provide instructions on data access and preparation, including how to access the raw data, preprocessed data, intermediate data, and generated data, etc.
- The authors should provide scripts to reproduce all experimental results for the new proposed method and baselines. If only a subset of experiments are reproducible, they should state which ones are omitted from the script and why.
- At submission time, to preserve anonymity, the authors should release anonymized versions (if applicable).
- Providing as much information as possible in supplemental material (appended to the paper) is recommended, but including URLs to data and code is permitted.

## 6. Experimental setting/details

Question: Does the paper specify all the training and test details (e.g., data splits, hyper-parameters, how they were chosen, type of optimizer, etc.) necessary to understand the results?

Answer: [Yes]

Justification: See implementation details in Appendix.

Guidelines:

- The answer NA means that the paper does not include experiments.
- The experimental setting should be presented in the core of the paper to a level of detail that is necessary to appreciate the results and make sense of them.
- The full details can be provided either with the code, in appendix, or as supplemental material.

## 7. Experiment statistical significance

Question: Does the paper report error bars suitably and correctly defined or other appropriate information about the statistical significance of the experiments?

Answer: [Yes]

Justification: In scenarios that may involve randomness, at least three random seeds are used.

Guidelines:

- The answer NA means that the paper does not include experiments.
- The authors should answer "Yes" if the results are accompanied by error bars, confidence intervals, or statistical significance tests, at least for the experiments that support the main claims of the paper.
- The factors of variability that the error bars are capturing should be clearly stated (for example, train/test split, initialization, random drawing of some parameter, or overall run with given experimental conditions).
- The method for calculating the error bars should be explained (closed form formula, call to a library function, bootstrap, etc.)
- The assumptions made should be given (e.g., Normally distributed errors).

- It should be clear whether the error bar is the standard deviation or the standard error of the mean.
- It is OK to report 1-sigma error bars, but one should state it. The authors should preferably report a 2-sigma error bar than state that they have a 96% CI, if the hypothesis of Normality of errors is not verified.
- For asymmetric distributions, the authors should be careful not to show in tables or figures symmetric error bars that would yield results that are out of range (e.g. negative error rates).
- If error bars are reported in tables or plots, The authors should explain in the text how they were calculated and reference the corresponding figures or tables in the text.

#### 8. Experiments compute resources

Question: For each experiment, does the paper provide sufficient information on the computer resources (type of compute workers, memory, time of execution) needed to reproduce the experiments?

Answer: [Yes]

Justification: See in implementation details in Appendix.

Guidelines:

- The answer NA means that the paper does not include experiments.
- The paper should indicate the type of compute workers CPU or GPU, internal cluster, or cloud provider, including relevant memory and storage.
- The paper should provide the amount of compute required for each of the individual experimental runs as well as estimate the total compute.
- The paper should disclose whether the full research project required more compute than the experiments reported in the paper (e.g., preliminary or failed experiments that didn't make it into the paper).

#### 9. Code of ethics

Question: Does the research conducted in the paper conform, in every respect, with the NeurIPS Code of Ethics <https://neurips.cc/public/EthicsGuidelines>?

Answer: [Yes]

Justification: Checked.

Guidelines:

- The answer NA means that the authors have not reviewed the NeurIPS Code of Ethics.
- If the authors answer No, they should explain the special circumstances that require a deviation from the Code of Ethics.
- The authors should make sure to preserve anonymity (e.g., if there is a special consideration due to laws or regulations in their jurisdiction).

#### 10. Broader impacts

Question: Does the paper discuss both potential positive societal impacts and negative societal impacts of the work performed?

Answer: [NA]

Justification: To the best of our knowledge, there is no societal impact if the work performed.

Guidelines:

- The answer NA means that there is no societal impact of the work performed.
- If the authors answer NA or No, they should explain why their work has no societal impact or why the paper does not address societal impact.
- Examples of negative societal impacts include potential malicious or unintended uses (e.g., disinformation, generating fake profiles, surveillance), fairness considerations (e.g., deployment of technologies that could make decisions that unfairly impact specific groups), privacy considerations, and security considerations.

- The conference expects that many papers will be foundational research and not tied to particular applications, let alone deployments. However, if there is a direct path to any negative applications, the authors should point it out. For example, it is legitimate to point out that an improvement in the quality of generative models could be used to generate deepfakes for disinformation. On the other hand, it is not needed to point out that a generic algorithm for optimizing neural networks could enable people to train models that generate Deepfakes faster.
- The authors should consider possible harms that could arise when the technology is being used as intended and functioning correctly, harms that could arise when the technology is being used as intended but gives incorrect results, and harms following from (intentional or unintentional) misuse of the technology.
- If there are negative societal impacts, the authors could also discuss possible mitigation strategies (e.g., gated release of models, providing defenses in addition to attacks, mechanisms for monitoring misuse, mechanisms to monitor how a system learns from feedback over time, improving the efficiency and accessibility of ML).

## 11. Safeguards

Question: Does the paper describe safeguards that have been put in place for responsible release of data or models that have a high risk for misuse (e.g., pretrained language models, image generators, or scraped datasets)?

Answer: [NA]

Justification: The paper poses no such risks.

Guidelines:

- The answer NA means that the paper poses no such risks.
- Released models that have a high risk for misuse or dual-use should be released with necessary safeguards to allow for controlled use of the model, for example by requiring that users adhere to usage guidelines or restrictions to access the model or implementing safety filters.
- Datasets that have been scraped from the Internet could pose safety risks. The authors should describe how they avoided releasing unsafe images.
- We recognize that providing effective safeguards is challenging, and many papers do not require this, but we encourage authors to take this into account and make a best faith effort.

## 12. Licenses for existing assets

Question: Are the creators or original owners of assets (e.g., code, data, models), used in the paper, properly credited and are the license and terms of use explicitly mentioned and properly respected?

Answer: [Yes]

Justification: All data, methods' license are explicit.

Guidelines:

- The answer NA means that the paper does not use existing assets.
- The authors should cite the original paper that produced the code package or dataset.
- The authors should state which version of the asset is used and, if possible, include a URL.
- The name of the license (e.g., CC-BY 4.0) should be included for each asset.
- For scraped data from a particular source (e.g., website), the copyright and terms of service of that source should be provided.
- If assets are released, the license, copyright information, and terms of use in the package should be provided. For popular datasets, [paperswithcode.com/datasets](https://paperswithcode.com/datasets) has curated licenses for some datasets. Their licensing guide can help determine the license of a dataset.
- For existing datasets that are re-packaged, both the original license and the license of the derived asset (if it has changed) should be provided.

- If this information is not available online, the authors are encouraged to reach out to the asset’s creators.

### 13. **New assets**

Question: Are new assets introduced in the paper well documented and is the documentation provided alongside the assets?

Answer: [\[Yes\]](#)

Justification: The assets are well-documented.

Guidelines:

- The answer NA means that the paper does not release new assets.
- Researchers should communicate the details of the dataset/code/model as part of their submissions via structured templates. This includes details about training, license, limitations, etc.
- The paper should discuss whether and how consent was obtained from people whose asset is used.
- At submission time, remember to anonymize your assets (if applicable). You can either create an anonymized URL or include an anonymized zip file.

### 14. **Crowdsourcing and research with human subjects**

Question: For crowdsourcing experiments and research with human subjects, does the paper include the full text of instructions given to participants and screenshots, if applicable, as well as details about compensation (if any)?

Answer: [\[NA\]](#)

Justification: The paper does not involve crowdsourcing nor research with human subjects.

Guidelines:

- The answer NA means that the paper does not involve crowdsourcing nor research with human subjects.
- Including this information in the supplemental material is fine, but if the main contribution of the paper involves human subjects, then as much detail as possible should be included in the main paper.
- According to the NeurIPS Code of Ethics, workers involved in data collection, curation, or other labor should be paid at least the minimum wage in the country of the data collector.

### 15. **Institutional review board (IRB) approvals or equivalent for research with human subjects**

Question: Does the paper describe potential risks incurred by study participants, whether such risks were disclosed to the subjects, and whether Institutional Review Board (IRB) approvals (or an equivalent approval/review based on the requirements of your country or institution) were obtained?

Answer: [\[NA\]](#)

Justification: No crowdsourcing nor research with human subjects.

Guidelines:

- The answer NA means that the paper does not involve crowdsourcing nor research with human subjects.
- Depending on the country in which research is conducted, IRB approval (or equivalent) may be required for any human subjects research. If you obtained IRB approval, you should clearly state this in the paper.
- We recognize that the procedures for this may vary significantly between institutions and locations, and we expect authors to adhere to the NeurIPS Code of Ethics and the guidelines for their institution.
- For initial submissions, do not include any information that would break anonymity (if applicable), such as the institution conducting the review.

### 16. **Declaration of LLM usage**



Question: Does the paper describe the usage of LLMs if it is an important, original, or non-standard component of the core methods in this research? Note that if the LLM is used only for writing, editing, or formatting purposes and does not impact the core methodology, scientific rigorousness, or originality of the research, declaration is not required.

Answer: [Yes]

Justification: The work develops methodology for LLMs.

Guidelines:

- The answer NA means that the core method development in this research does not involve LLMs as any important, original, or non-standard components.
- Please refer to our LLM policy (<https://neurips.cc/Conferences/2025/LLM>) for what should or should not be described.

## A Appendix

### A.1 Additional Experiment Results

#### A.1.1 Applicability to General LLM

We apply Graph-KV to standard Llama-3.1-8B-SFT, comparing it against the parallel encoding baselines. Graph-KV consistently outperforms all parallel baselines, as shown in Table. 56.

	MorehopQA							2Wiki			
Attention	Hop-1	Hop-2	Hop-3	Hop-4	Hop-5	Avg	Compare	Infer	Bridge	Compose	Avg
PCW	11.26	10.81	10.38	0.00	17.58	11.35	70.13	13.07	67.17	32.58	46.94
APE	13.28	15.86	9.47	<b>61.53</b>	10.98	14.13	74.44	<b>18.26</b>	61.17	37.41	49.20
Block-RAG	13.96	13.94	9.74	0.00	15.38	13.32	72.17	15.17	<b>68.01</b>	35.54	48.99
Graph-KV Top-3	<b>15.54</b>	<b>16.10</b>	<b>12.98</b>	0.00	<b>18.68</b>	<b>15.47</b>	<b>76.41</b>	17.43	64.15	47.19	<b>54.30</b>

Table 5: Results with Llama-3.1-8B-SFT.

Multihop-RAG					HotpotQA				NarrativeQA	TriviaQA
Attention	Infer	Compare	Temporal	Null	Avg	Compare	Bridge	Avg	Infer	Infer
PCW	69.39	34.29	34.35	42.10	42.01	54.87	33.28	37.62	39.22	60.13
APE	48.34	33.46	33.49	<b>86.25</b>	40.34	60.52	46.24	<b>49.11</b>	49.05	66.28
Block-RAG	49.28	33.54	33.76	41.86	38.41	57.83	37.39	41.49	<b>46.53</b>	65.55
Graph-KV Top-3	<b>67.00</b>	<b>35.14</b>	<b>34.76</b>	42.74	<b>42.35</b>	<b>63.55</b>	<b>51.44</b>	53.90	51.08	69.47

Table 6: Results with Llama-3.1-8B-SFT.

### A.2 Implementation Details

#### Hardware and Platform

For all the experiments involved in this study, the code is implemented using PyTorch [37], the HuggingFace Transformers library [57], and FlashAttention-2 [9]. As to hardware, for the task ARXIV-QA, the parallel text encoding baselines (Block-RAG, PCW, APE) and Graph-KV run on 4 NVIDIA A100 Tensor Core GPUs, while the sequential encoding baseline runs on 8 NVIDIA A100 Tensor Core GPUs, as it requires higher memory. For the other tasks, all the methods run on with NVIDIA RTX 6000 Ada GPUs.

**Model Weights** For all the experiments, we adopt the open-source weight of llama-3.1-8B-sft\*, llama-3.1-8B-TAG† and llama-3.1-8B-Block-FT‡ release by [35].

We do not further fine-tune the llama-3.1-8B with Graph-KV due to limited computational resources, although we believe that doing so could further improve performance on the experiments.

#### A.2.1 Implementation Details for RAG

**Data Process and Evaluation** For 2Wiki [17], NarrativeQA [25], TriviaQA [22], MorehopQA [44] and HotpotQA [62], the data processing (the process to retrieve text chunk and the evaluation pipeline) strictly follows Block-RAG [35]§. For Multihop-RAG [49], the data processing and evaluation follows the original implementation¶. Across all benchmarks, the top 10 text chunks retrieved based on similarity scores are included in the input prompt in ascending order with respect to the scores [35]. Following [35, 33, 18], we use accuracy as the metric, and evaluate whether the correct answer appears in the output. For all methods, the output is constrained to a maximum of 256 tokens.

**Prompt:** For RAG tasks, the entire prompt input is divided into 3 parts, namely *Prefix*, *Text Chunks*, and *Question*, with each formatted as follows:

- *Prefix*: To ensure fair comparison, all the methods adopt the same prefix as follows:

\*<https://huggingface.co/lds/jmdy/Tulu3-SFT>

†<https://huggingface.co/lds/jmdy/Tulu3-RAG>

‡<https://huggingface.co/lds/jmdy/Tulu3-Block-FT>

§<https://github.com/TemporaryLoRA/Block-Attention>

¶<https://github.com/yixuantt/MultiHop-RAG>

You are an intelligent AI assistant. Please answer questions based on the user's instructions. Below are some reference documents that may help you in answering the user's question.

- *Text Chunks*: The format for each text chunk (10 chunks in total for each question) is as follows:

```
-Title: {Title #1}. \n {Text #1}
-Title: {Title #2}. \n {Text #2}
...
-Title: {Title #10}. \n {Text #10}
```

- *Question*: All the methods adopt the same question format as follows:

For 2Wiki [17], HotpotQA [62], NarrativeQA [25] and TriviaQA [22], the question prompt follows those used in [35]:

Please write a high-quality answer for the given question using only the provided search documents (some of which might be irrelevant). \n Question: {Question}

For MultiHop-QA [49], we adopt the prompt from the original implementation, which is as follows:

Please write a high-quality answer for the given question using only the provided search documents. The answer to the question is a word or entity. If the provided information is insufficient to answer the question, respond 'Insufficient Information'. Please finally give your answer started with: 'The answer is:'. \n Question: {Question}

For MoreHop-QA [44], the prompt is also from the original implementation, which is:

Please write a high-quality answer for the given question using only the provided search documents. (If the answer is a date, format is as follows: YYYY-MM-DD (ISO standard).) After thinking step by step, give your final answer following 'Answer:'. \n Question: {Question}

## Implementation

- *Sequential Encoding*: Sequential method directly feeds the model with the sequence of *Prefix* + *Text Chunks* + *Question*.
- *Parallel Encoding*: independently encode the *Prefix*, each one of the *Text Chunks*, and *Question*, and then concatenate the KV cache together. The positional encoding setup follows the implementation used in the corresponding papers.
- *Graph-KV*: independently encode *Prefix* and *Question*, while inject the structural inductive biases as introduced in Section. 4.1.

### A.2.2 Implementation Details for ARXIV-QA

**Dataset Curation** We initially sample 100 central papers along with their references from the OGBN-ARXIV [20] citation network. Using the Arxiv API<sup>l</sup>, we download the PDF files for each paper and convert them to full text using the `fitz` library<sup>\*\*</sup>. During data cleaning, we ensure that the correct papers are downloaded and that each contains at least three valid references. For each reference, if it appears in a standalone sentence in the central paper—indicating that the central paper uses at least one sentence to compare or discuss the reference—we manually design a corresponding question. Through this process, 60 central papers with associated questions are selected to form the ARXIV-QA task, which is publicly available<sup>††</sup>.

**Distractors** When adding distractors, we also employ random seeds 42 – 44 to randomly sample distractors paper citation ego-graphs, but we do not observe different outputs across the methods with different seeds.

<sup>l</sup><https://info.arxiv.org/help/api/index.html>

<sup>\*\*</sup><https://pymupdf.readthedocs.io/en/latest/tutorial.html>

<sup>††</sup>See the zip file

**Prompt:** For ARXIV-QA, the input prompt can be divided into 3 parts, namely *Prefix*, *Paper texts*, *Question*:

- *Prefix*: To ensure fair comparison, all the methods adopt the same prefix as follows:

You are an intelligent AI assistant. You will first read the related works of a paper, then you will read the paper. Then answer the question.

- *Paper texts*:

```
{Full Text of Reference a}, {Full Text of Reference b}, ..., {Full Text of Reference k} \n\n Now please read the paper: {Full Text of Central Paper #1}

(if with distractors:)
(Distractor #1){Full Text of Reference l}, {Full Text of Reference m}, ..., {Full Text of Reference s} \n\n Now please read the paper: {Full Text of Central Paper #2}

(Distractor #2){Full Text of Reference t}, {Full Text of Reference u}, ..., {Full Text of Reference y} \n\n Now please read the paper: {Full Text of Central Paper #3}
```

- *Question*: To ensure fair comparison, all the attention methods adopt the same question as follows:

Question: {Question}

## Implementation

- Sequential Encoding: directly input the sequence of *Prefix* + *Paper Texts* + *Question*. When distractors are included, the *Paper Texts* are repeated accordingly, while ensuring that each citation ego-graph remains intact, as illustrated above.
- Parallel Encoding: independently encode the *Prefix*, the full text of each reference and each paper, *Question*, and then concatenate the KV cache together. The positional encoding setup follows the implementation used in the corresponding paper.
- Graph-KV: independently encode *Prefix* and *Question*, while inject the structural inductive biases following the method introduced in Section. 4.2.

**Demo Example** Below we display two examples of question of ARXIV-QA, and the corresponding answers generated by different attention methods. Full questions and ground truth answers could be found in<sup>‡‡</sup>.

### Demo Example #1

**Question:** In paper 'xLED: Covert Data Exfiltration from Air-Gapped Networks via Router LEDs', the authors describe a method from another paper that introduces a type of malware aimed bridging the air-gap between computers and a nearby mobile phone by exploiting FM radio signals emanating from the video card. You've also read this paper, please provide the full name of the paper.

**Ground Truth:** AirHopper: Bridging the Air-Gap between Isolated Networks and Mobile Phones using Radio Frequencies

<sup>‡‡</sup>zip file of supplementary material

#### Without Distractor

**8B-SFT+SEQ:** The paper that introduces a type of malware aimed bridging the air-gap between computers and a nearby mobile phone by exploiting FM radio signals emanating from the video card is titled *AirHopper: Bridging the Air-Gap between Isolated Networks and Mobile Phones using Radio Frequencies*.

**8B-RAG+SEQ:** The paper that introduces a type of malware aimed bridging the air-gap between computers and a nearby mobile phone by exploiting FM radio signals emanating from the video card is titled *AirHopper: Bridging the Air-Gap between Isolated Networks and Mobile Phones using Radio Frequencies*

**8B-Block-FT+SEQ:** The paper that introduces a type of malware aimed at bridging the air-gap between computers and a nearby mobile phone by exploiting FM radio signals emanating from the video card is titled *AirHopper: Bridging the Air-Gap between Isolated Networks and Mobile Phones using Radio Frequencies*

**8B-Block-FT+Block-RAG:** The paper that introduces a type of malware aimed at bridging the air-gap between computers and a nearby mobile phone by exploiting FM radio signals emanating from the video card is titled COTTONMOUTH: An Asymmetric Subtle Software Attack by Mordechai Guri, Gabi Kedma, Assaf Kachlon, and Yuval Elovici.

**8B-Block-FT+Graph-KV:** The paper that introduces a type of malware aimed bridging the air-gap between computers and a nearby mobile phone by exploiting FM radio signals emanating from the video card is titled: *AirHopper: Bridging the Air-Gap between Isolated Networks and Mobile Phones using Radio Frequencies*. Authors: Mordechai Guri, Gabi Kedma, Assaf Kachlon, Yuval Elovici.

#### With #1 Distractor

**8B-SFT+SEQ-First:** The full name of the paper is xLED: Covert Data Exfiltration from Air-Gapped Networks via Router LEDs.

**8B-SFT+SEQ-Last:** *AirHopper: Bridging the Air-Gap between Isolated Networks and Mobile Phones using Radio Frequencies*

**8B-RAG+SEQ-First:** According to the provided information, the paper that introduces the malware that exploits FM radio signals emanating from the video card to bridge the air-gap between computers and a nearby mobile phone is xLED: Covert Data Exfiltration from Air-Gapped Networks via Router LEDs

**8B-RAG+SEQ-Last:** According to the provided information, the paper you're referring to is *AirHopper: Bridging the Air-Gap between Isolated Networks and Mobile Phones using Radio Frequencies* by Mordechai Guri, Yosef Solewicz, Andrey Daidakulov, and Yuval Elovici.

**8B-Block-FT+SEQ-First:** The paper you are referring to is titled Software-Defined Radio and the RF Fingerprints of Computers by Mordechai Guri, Yuval Elovici, and Boris Zadov.

**8B-Block-FT+SEQ-Last:** The paper you are referring to is *AirHopper: Bridging the Air-Gap between Isolated Networks and Mobile Phones using Radio Frequencies* by Mordechai Guri, K. Gabi, K. Assaf, and Yuval Elovici.

**8B-Block-FT+Block-RAG-First:** <end of text>

**8B-Block-FT+Block-RAG-Last:** The authors of the 5. The 5. The 5. and the 5. The 5. The 5. and the 5. The 5. The 5. The 5. The 5. The 5.

**8B-Block-FT+Graph-KV:** The paper that introduces a type of malware aimed bridging the air-gap between computers and a nearby mobile phone by exploiting FM radio signals emanating from the video card is titled *AirHopper: Bridging the Air-Gap between Isolated Networks and Mobile Phones using Radio Frequencies* by Mordechai Guri, Gabi Kedma, Assaf Kachlon, and Yuval Elovici.

#### With #2 Distractors

**8B-SFT+SEQ-First:** The full name of the paper is Learning to Bridge the Air-Gap between Isolated Networks and Mobile Devices using RF Modulation from the Video Card

**8B-SFT+SEQ-Last:** xLED: Covert Data Exfiltration from Air-Gapped Networks via Router LEDs

**8B-RAG+SEQ-First:** <end of text>

**8B-RAG+SEQ-Last:** <end of text>

**8B-Block-FT+SEQ-First:** <end of text>

**8B-Block-FT+SEQ-Last:** <end of text>

**8B-Block-FT+Block-RAG-First:** Null

**8B-Block-FT+Block-RAG-Last:** Null

**8B-Block-FT+Graph-KV:** The paper that introduces a type of malware aimed bridging the air-gap between computers and a nearby mobile phone by exploiting FM radio signals emanating from the video card is: *AirHopper: Bridging the air-gap between isolated networks and mobile phones using radio frequencies* by Mordechai Guri, Gabi Kedma, Assaf Kachlon, and Yuval Elovici.

#### Demo Example #2

**Question:** In paper ‘Fast Multi-frame Stereo Scene Flow with Motion Segmentation’, they directly adopt an edge detector, which originates from another paper that you’ve read. Provide the full name of that paper.

**Ground Truth:** Fast Edge Detection Using Structured Forests

#### Without Distractor

**8B-SFT+SEQ:** The edge detector adopted in the paper ‘Fast Multi-frame Stereo Scene Flow with Motion Segmentation’ originates from the paper titled *Fast Edge Detection Using Structured Forests* by Piotr Dollár and C. Lawrence Zitnick.

**8B-RAG+SEQ:** The paper Fast Multi-frame Stereo Scene Flow with Motion Segmentation by Tatsunori Tanai, Sudipta N. Sinha, and Yoichi Sato directly adopts an edge detector from the paper *Fast Edge Detection Using Structured Forests* by Piotr Dollár and C. Lawrence Zitnick.

**8B-Block-FT+SEQ:** According to the paper Fast Multi-frame Stereo Scene Flow with Motion Segmentation by Tatsunori Tanai, Sudipta N. Sinha, and Yoichi Sato, they directly adopt an edge detector from the paper *Fast Edge Detection Using Structured Forests* by Piotr Dollár and C. Lawrence Zitnick.

**8B-Block-FT+Block-RAG:** The edge detector adopted in the paper Fast Multi-frame Stereo Scene Flow with Motion Segmentation is the Census Transform, which is a robust and efficient edge detection method. The Census Transform is a non-parametric image matching technique that was first introduced by Zabih and Woodfill in their paper Non-parametric Local Transforms for Computing Visual Correspondence (Zabih and Woodfill, 1994).

**8B-Block-FT+Graph-KV:** The paper Fast Multi-frame Stereo Scene Flow with Motion Segmentation directly adopts an edge detector that originates from the paper *Fast Edge Detection Using Structured Forests* by Piotr Dollár and C. Lawrence Zitnick.



#### With #1 Distractor

**8B-SFT+SEQ-First:** The edge detector adopted in the paper ‘Fast Multi-frame Stereo Scene Flow with Motion Segmentation’ is Dollár and Zitnick’s *Fast Edge Detection Using Structured Forests* (DOI: 10.1109/TPAMI.2015.2467470).

**8B-SFT+SEQ-Last:** The edge detector adopted in the paper ‘Fast Multi-frame Stereo Scene Flow with Motion Segmentation’ is the *Fast Edge Detection Using Structured Forests* by Piotr Dollár and C. Lawrence Zitnick.

**8B-RAG+SEQ-First:** According to the supplementary material of the paper Fast Multi-frame Stereo Scene Flow with Motion Segmentation by Tatsunori Tanai, Sudipta N. Sinha, and Yoichi Sato, they directly adopt an edge detector from the paper *Fast Edge Detection Using Structured Forests* by Piotr Dollár and C. Lawrence Zitnick.

**8B-RAG+SEQ-Last:** According to the paper Fast Multi-frame Stereo Scene Flow with Motion Segmentation by Tatsunori Tanai, Sudipta N. Sinha, and Yoichi Sato, the edge detector they adopted is from the paper *Fast Edge Detection Using Structured Forests* by Piotr Dollár and C. Lawrence Zitnick.

**8B-Block-FT+SEQ-First:** According to the supplementary material of the paper Fast Multi-frame Stereo Scene Flow with Motion Segmentation by Tatsunori Tanai, Sudipta N. Sinha, and Yoichi Sato, the edge detector used in their work originates from the paper *Fast Edge Detection Using Structured Forests* by Piotr Dollár and C. Lawrence Zitnick.

**8B-Block-FT+SEQ-Last:** The paper Fast Multi-frame Stereo Scene Flow with Motion Segmentation directly adopts an edge detector from the paper *Fast Edge Detection Using Structured Forests* by Piotr Dollár and C. Lawrence Zitnick.

**8B-Block-FT+Block-RAG-First:** The paper that is directly adopted as an edge detector in ‘Fast Multi-frame Stereo Scene Flow with Motion Segmentation’ is *Fast Edge Detection Using Structured Forests* by Piotr Dollár and C. Lawrence Zitnick.

**8B-Block-FT+Block-RAG-Last:** The paper Fast Multi-frame Stereo Scene Flow with Motion Segmentation by Tatsunori Tanai, Sudipta N. Sinha, and Yoichi Sato does not directly adopt an edge detector from another paper. Instead, they use a fast edge detector proposed by Dollár and Zitnick (2017) in their work A Continuous Optimization Approach for Efficient and Accurate Scene Flow

**8B-Block-FT+Graph-KV:** The paper Fast Multi-frame Stereo Scene Flow with Motion Segmentation directly adopts an edge detector from the paper *Fast Edge Detection Using Structured Forests* by Piotr Dollár and C. Lawrence Zitnick.

#### With #2 Distractors

**8B-SFT+SEQ-First:** The paper that the edge detector originates from is Edge-preserving Multi-scale Video Deblurring by Hu et al.

**8B-SFT+SEQ-Last:** The edge detector used in the paper ‘Fast Multi-frame Stereo Scene Flow with Motion Segmentation’ is the *Fast Edge Detection Using Structured Forests*.

**8B-RAG+SEQ-First:** The paper that is referred to in the paper Fast Multi-frame Stereo Scene Flow with Motion Segmentation is Edge-preserving Joint Image Segmentation and Estimation with Contextual and Spatial Priors by J. Shen, X. Yang, and M. Chen.

**8B-RAG+SEQ-Last:** According to the provided information, the paper Fast Multi-frame Stereo Scene Flow with Motion Segmentation adopts an edge detector from another paper. The edge detector mentioned in the paper is the *Fast Edge Detection Using Structured Forests* by Piotr Dollár and C. Lawrence Zitnick.

**8B-Block-FT+SEQ-First:** The paper that the authors of Fast Multi-frame Stereo Scene Flow with Motion Segmentation directly adopted an edge detector from is Edge-preserving Multi-modal Deblurring.

**8B-Block-FT+SEQ-Last:** The edge detector mentioned in the paper Fast Multi-frame Stereo Scene Flow with Motion Segmentation is the one proposed in the following paper: *Fast Edge Detection Using Structured Forests* by Piotr Dollár and C. Lawrence Zitnick.

**8B-Block-FT+Block-RAG-First:** Null

**8B-Block-FT+Block-RAG-Last:** Null

**8B-Block-FT+Graph-KV:** The edge detector used in the paper Fast Multi-frame Stereo Scene Flow with Motion Segmentation is the Simplex detector, which is described in the paper: Piotr Dollár and C. Lawrence Zitnick. *Fast Edge Detection Using Structured Forests*. IEEE Transactions on Pattern Analysis and Machine Intelligence (TPAMI), 2015.

### A.2.3 Implementation Details for Paper Topic Classification

**Dataset Curation** The dataset is originally from Cora [36] and Pubmed [45], we adopt the test set split adopted in [7]. For each paper, the input text consists of the title and abstract.

**Prompt:** For Paper Topic Classification, the input prompt can be divided into 3 parts, namely *Prefix*, *Paper Title & Abstracts*, *Question*:

- *Prefix:* To ensure fair comparison, all the methods adopt the same prefix as follows:

You are an intelligent AI assistant. You will first read a list of titles or abstracts of papers cited by a central paper. Then, you will read the title or abstract of the central paper itself. Finally, you will answer a question related to the central paper:

- *Paper Title & Abstracts:*

{Title & Abstract of Reference 1}, {Title & Abstract of Reference 2}, ..., {Title & Abstract of Reference k} \n\n They are all cited by the following central paper: : {Title & Abstract of Central Paper}

- *Question:* To ensure fair comparison, all the attention methods adopt the same question as follows:

Classify the central paper into one of the following categories: {Classes}. Provide your answer following 'Answer:'

### Implementation

For sequential encoding and Block-RAG [35], we report the average performance with seeds 42 – 44 to randomly shuffle the placement order of sequence.

- Sequential Encoding: directly input the sequence of *Prefix + Paper Title & Abstract + Question*. When distractors are included, the *Paper Texts* are repeated accordingly, while ensuring that each citation ego-graph remains intact.
- Parallel Encoding The parallel encoding baselines independently encode the *Prefix*, each paper title & abstract, *Question*, and then concatenate the KV cache together. The positional encoding setup follows the implementation used in the corresponding paper.
- Graph-KV: independently encode *Prefix* and *Question*, while inject the structural inductive biases with *Paper Title & Abstract* following the modeling as introduced in Section. 4.3.

#### A.2.4 Implementation Details for Stress Test

As introduced in the main text, we employ an Nvidia RTX6000 GPU (48GB) with AMD EPYC 7763 64-core processor for stress test. Specifically, for attention implementation, all the methods use FlashAttention2 [9]. The raw text is extracted from the first test sample of the Cora [36] dataset. To meet the specified input length requirements—500 and 1000 words for the memory test, and 100, 200, 400, and 800 words for the generation latency evaluation—we either repeat or truncate the original text accordingly.

- Memory test: To test the memory usage of each method, we gradually increase the number of neighbors of synthetic star graph, and use `torch.cuda.reset_peak_memory_stats()` and `torch.cuda.max_memory_allocated()` functions to monitor the peak GPU memory usage.
- Time-To-First-Token (TTFT): Similar to other parallel encoding baselines, Graph-KV also benefits from KV-cache pre-filling. With pre-filled KV-cache, Graph-KV achieves significantly lower TTFT (Time-To-First-Token) compared to sequential encoding. To measure TTFT, we use the `time.time()` function to record the elapsed time.