

Surface Reaction Barriometry: Methane Dissociation on Flat and Stepped Transition-Metal Surfaces

Davide Migliorini,^{†,‡} Helen Chadwick,^{‡,‡,‡} Francesco Nattino,[†] Ana Gutiérrez-González,[‡] Eric Dombrowski,[§] Eric A. High,[§] Han Guo,^{||} Arthur L. Utz,^{§,‡} Bret Jackson,^{||,‡} Rainer D. Beck,^{*,‡,‡} and Geert-Jan Kroes^{*,‡,‡}

[†]Leiden Institute of Chemistry, Gorlaeus Laboratories, Leiden University, P.O. Box 9502, 2300 RA Leiden, The Netherlands

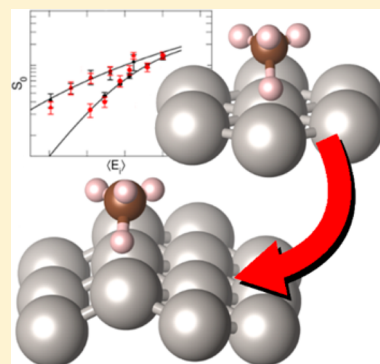
[‡]Laboratoire de Chimie Physique Moléculaire, Ecole Polytechnique Fédérale de Lausanne, CH-1015 Lausanne, Switzerland

[§]Department of Chemistry and W. M. Keck Foundation Laboratory for Materials Chemistry Tufts University, Medford, Massachusetts 02155, United States

^{||}Department of Chemistry, University of Massachusetts, Amherst, Massachusetts 01003, United States

Supporting Information

ABSTRACT: Accurately simulating heterogeneously catalyzed reactions requires reliable barriers for molecules reacting at defects on metal surfaces, such as steps. However, first-principles methods capable of computing these barriers to chemical accuracy have yet to be demonstrated. We show that state-resolved molecular beam experiments combined with *ab initio* molecular dynamics using specific reaction parameter density functional theory (SRP-DFT) can determine the molecule-metal surface interaction with the required reliability. Crucially, SRP-DFT exhibits transferability: the functional devised for methane reacting on a flat (111) face of Pt (and Ni) also describes its reaction on stepped Pt(211) with chemical accuracy. Our approach can help bridge the materials gap between fundamental surface science studies on regular surfaces and heterogeneous catalysis in which defected surfaces are important.



Heterogeneous catalysis plays a key role in the production of most chemicals, and quantitatively accurate predictions of the rates and pathways of elementary steps can guide catalyst design and optimization. With the theoretical toolbox now available, it is possible to predict trends in transition-metal catalysis, and identify which materials should constitute good catalysts for making particular chemicals.¹ However, theory still struggles to compute reaction rates reliably, with errors in the rate of ammonia production over Ru still being approximately 1–2 orders of magnitude.²

Several factors complicate the calculation of rates of heterogeneously catalyzed processes.³ These processes typically consist of sequences of elementary surface reactions, as illustrated by the Haber-Bosch production of NH₃ in work that contributed to Ertl winning the 2007 Nobel Prize in chemistry.⁴ Typically, only one or a few reactions are “rate-controlling”, so one can focus on these reactions.⁵ However, the exponential dependence of reaction rate on activation energy places severe demands on the accuracy of reaction barrier heights calculated for the associated rate-controlling transition states.^{3,6} These barrier heights cannot be measured directly, and are best determined through a close comparison of molecular beam experiments and dynamics calculations reproducing the reaction probabilities measured therein.⁷ On the theory side, first-principles methods capable of computing the electronic energies of these states with chemical accuracy (1 kcal/mol)

have yet to be demonstrated, and efforts to develop databases of reaction barriers for surface reactions are in their infancy.⁷ Presently, chemically accurate barriers are available only for four systems, in which a molecule reacts with a flat, low index metal surface.^{7–10}

While a semiempirical density functional theory (DFT) approach^{10,11} for computing barriers on flat surfaces has been demonstrated, it has long been known¹² that catalyzed reactions proceed mainly over sites usually called “defects”, such as kinks and steps.^{13–16} Simulations of catalyzed reactions often attempt to take this into account by computing the energies of the relevant states for model “defected surfaces” using standard density functionals.^{6,17,18} Here, by defected surface we mean a surface containing line defects (such as steps or edges) or point defects (such as kinks or corners), even though such a surface might be a regular crystal surface definable through Miller indices. Unfortunately, such simulations cannot yet be expected to capture the important effects of point and extended surface defects and of multifaceted surfaces.³ Furthermore, standard density functionals (i.e., the classes of nonempirical functionals based on constraints and

Received: July 24, 2017

Accepted: August 17, 2017

Published: August 17, 2017



semiempirical functionals fitted to a range of chemical and/or material properties³) only yield semiquantitative results for barrier heights of surface reactions on metals.⁷

Here, we test the accuracy of a joint theoretical–experimental approach (which we call reaction barriometry) that uses results from a flat, low index metal surface to obtain the minimum barrier for a molecule (CHD_3) reacting on a stepped Pt(211) surface. We apply a surface science approach to derive a semiempirical functional that accurately describes a reaction on a flat metal surface ($\text{CHD}_3 + \text{Pt}(111)$), and then rely on the transferability of that functional to describe the reaction on the defected surface (Pt(211); note that (211) surfaces of face-centered cubic (fcc) metals consist of 3-atom wide (111) terraces and (100) steps). For catalysis by Pt-particles, the molecule–surface reaction we address is the rate-limiting step of the steam-reforming process,¹⁹ which is widely used for industrial hydrogen production. Microkinetic simulations of steam reforming on Ni (the commercial catalyst) and Pt often use the (211) surface to simulate step site reactivity.^{6,18} Dissociation of methane on transition metal surfaces is also of fundamental interest, as a benchmark system exhibiting several interesting dynamical features,^{20–22} including selective bond breaking of partially deuterated methane.²³

Our approach for determining barriers for molecules reacting at defected surfaces can be summarized in five steps (see ref 10 for details of the first 4 steps): (i) Perform conventional (“laser-off”) molecular beam experiments on the molecule (here: CHD_3) reacting on a flat surface (here: Pt(111), top view in Figure 1A) to determine the reaction probability as a function

in the final step (v), the SRP density functional derived for the molecule interacting with the flat surface can be used to derive the barrier height for the molecule reacting on the defected (stepped) surface, as we will show here for $\text{CHD}_3 + \text{Pt}(211)$ (top and side views in Figure 1B,C). The underlying assumption, which has been argued before,^{10,11} is this: if an SRP functional provides chemically accurate predictions of S_0 for measurements made near the energy threshold and for multiple combinations of E_i and vibrational excitation (laser-off or $\nu_1 = 1$ reaction), it will also provide a chemically accurate description of the height of the minimum barrier, and accurately describe its geometry. All experiments and calculations reported here were done for normal incidence. As the dissociation of methane on transition metal surfaces like Ni(111)²⁴ and Pt(111)²⁵ typically follows normal energy scaling, this samples the initial conditions, which have the most significant effect on the reactivity.

In modeling the reaction of methane with transition metal surfaces, we compute reaction probabilities with AIMD, which allows modeling of the effects of surface atom vibrations and T_s , as required.²⁶ The calculations use the *ab initio* total energy and AIMD program VASP.^{27,28} The SRP functional derived previously¹⁰ for $\text{CHD}_3 + \text{Ni}(111)$ is

$$E_{\text{XC}} = xE_{\text{X}}^{\text{RPBE}} + (1 - x)E_{\text{X}}^{\text{PBE}} + E_{\text{C}}^{\text{vdW}} \quad (1)$$

In eq 1 (for detailed justification, see ref 10 and the SI: SRP Density Functional Approach), $E_{\text{X}}^{\text{RPBE}}$ and $E_{\text{X}}^{\text{PBE}}$ are the exchange parts of the RPBE²⁹ and PBE³⁰ functionals, and $E_{\text{C}}^{\text{vdW}}$ is a correlation functional that provides an approximate description of the attractive van der Waals interaction.³¹ Adjusting the fit parameter x allows one to reproduce reactivity,¹⁰ while the use of well-constrained exchange and correlation functionals ensures the functional’s robustness for other system properties, e.g., crystal lattice structure. As before,¹⁰ molecular beam reflectivity experiments³² are used to determine CHD_3 sticking coefficients, with typical data shown in Figure 1D. Laser preparation of the incident CHD_3 in a specific rovibrationally excited quantum state ($\nu_1 = 1$, $J = 2$, $K = 1$) yields state-resolved reaction probabilities of $\text{CHD}_3(\nu_1 = 1)$. For further methodological details, see the SI: Experimental Methods, and Theoretical Methods.

To enable us to make an important point regarding the transferability of our approach, reaction probabilities computed and measured earlier for $\text{CHD}_3 + \text{Ni}(111)$ are presented in Figure 2A.

For $\text{CHD}_3 + \text{Ni}(111)$, the value of x (0.32) was fitted with AIMD calculations modeling laser-off experiments with $E_i = 112$ and 121 kJ/mol ($T_n = 600$ and 650 K). Using that x -value, AIMD calculations predicted S_0 for $\text{CHD}_3(\nu_1 = 1)$ with chemical accuracy, confirming the quality of the SRP functional (Figure 2A). For $E_i > 130$ kJ/mol calculations slightly overestimated laser-off reactivity. This was attributed to quasi-classical mechanics overestimating the reactivity of excited CD vibrational states, which become increasingly populated at higher T_n (≥ 700 K). Under these conditions AIMD calculations overestimate the fraction of CHD_3 molecules dissociating via CD-bond cleavage.¹⁰

Here, new experiments and AIMD calculations are performed for $\text{CHD}_3 + \text{Pt}(111)$. In the fitting of x in eq 1, we could take a shortcut as the value of x derived for $\text{CHD}_3 + \text{Ni}(111)$ also provided excellent agreement between experiment and theory for $\text{CHD}_3 + \text{Pt}(111)$ (Figure 2B). For the laser-off reaction, chemical accuracy is obtained over the entire range of

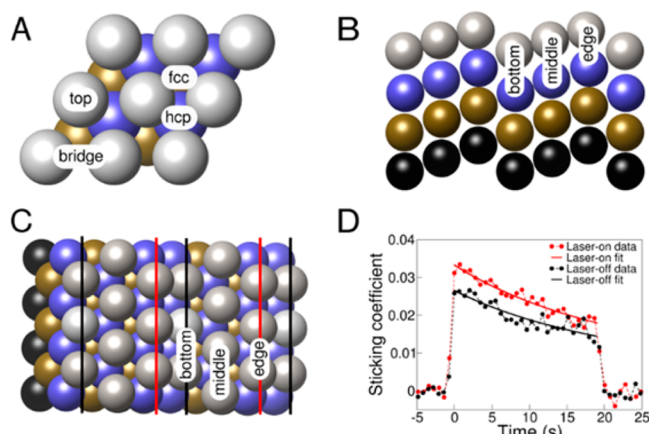


Figure 1. Views of the (111) and the (211) faces of fcc metals (like Ni and Pt), and experimental Kings and Wells trace. (A) Top view of the (111) face. (B,C) Perspective and top views of the (211) face. (D) Kings and Wells trace of a measurement on $\text{CHD}_3 + \text{Pt}(111)$ at $E_i = 82$ kJ/mol.

of average incident kinetic energy, E_i . In these experiments, the E_b , the nozzle temperature T_n , and the surface temperature T_s should be taken such that the applicability of classical mechanics is ensured (see Supporting Information (SI): Joint Experimental–Theoretical Strategy). (ii) Fit a candidate specific reaction parameter (SRP) functional to the measured reaction probabilities (S_0) using *ab initio* molecular dynamics (AIMD) calculations. (iii) Measure the initial state-resolved reaction probabilities (here: for $\text{CHD}_3(\nu_1 = 1)$), and (iv) validate the candidate SRP functional by showing that AIMD calculations using this functional also reproduce the initial state-resolved experiments. The new finding presented here is that,

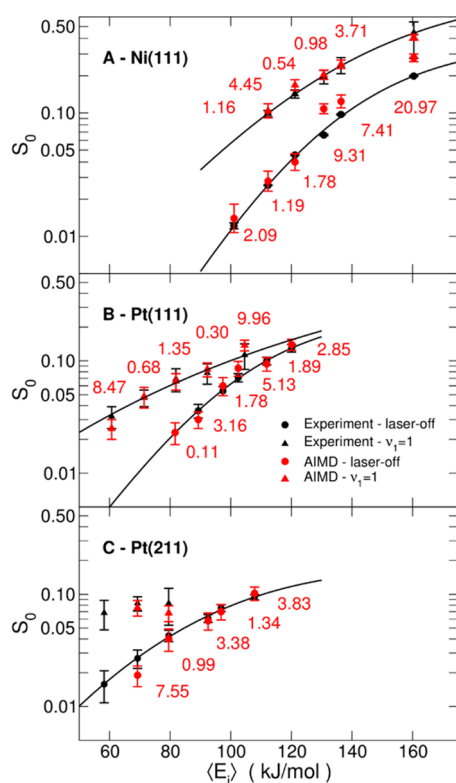


Figure 2. Comparison of theory with experiments for $\text{CHD}_3 + \text{Ni}(111)$, $\text{Pt}(111)$, and $\text{Pt}(211)$: Reaction probabilities as a function of E_i . (A) Reaction probabilities calculated with AIMD and measured in molecular beam experiments for $\text{CHD}_3 + \text{Ni}(111)$. Black symbols and lines: experimental results and fits to experiment. Red symbols: AIMD results. Circles are for laser-off conditions, triangles for $\nu_1 = 1$ CHD_3 . Numbers show the distance of the computed reaction probability to the fitted experimental curve along the incidence energy axis, in kJ/mol. Results reproduced with permission from ref 10. Copyright 2016 American Chemical Society. (B,C) Same, but with results from this work for $\text{CHD}_3 + \text{Pt}(111)$ and $\text{Pt}(211)$.

E_i : on average, the distance between the computed reaction probabilities and the fitted experimental curve along the energy axis is less than 4.2 kJ/mol (1 kcal/mol). The minimum barrier height to reaction, calculated with the surface frozen in its relaxed 0 K configuration, on $\text{Pt}(111)$ ($E_b = 79$ kJ/mol, Table 1) is considerably lower than on $\text{Ni}(111)$ (98 kJ/mol, Table 1). Therefore, laser-off experiments with $E_i \leq 120$ kJ/mol ($T_n \leq 650$ K) sample the full reactivity range of interest on $\text{Pt}(111)$, and the complications associated with excited CD vibrational states at higher T_n seen for $\text{Ni}(111)$ are avoided. The AIMD

Table 1. Computed Barrier Heights E_b , CH Distance of the Dissociating Bond r_b , Distance from the C-Atom to the Surface Z_b , and the Angle the Dissociating Bond Makes with the Surface Normal (θ_{CH}) in the Minimum Barrier Geometry for the SRP Functional^a

| metal surface | E_b (kJ/mol) | r_b (Å) | Z_b (Å) | θ_{CH} |
|---------------|----------------|-------------|-------------|----------------------|
| Ni(111) | 97.9 (104.2) | 1.61 (1.60) | 2.18 (2.12) | 136° (133°) |
| Pt(111) | 78.7 (77.8) | 1.56 (1.50) | 2.28 (2.25) | 133° (134°) |
| Pt(211) | 52.6 (46.0) | 1.53 (1.48) | 2.27 (2.24) | 133° (134°) |

^aPBE results (from ref 34 for $\text{Ni}(111)$, ref 35 for $\text{Pt}(111)$, and from this work for $\text{Pt}(211)$) are shown in brackets for comparison.

results also show chemical accuracy for $\text{CHD}_3(\nu_1 = 1) + \text{Pt}(111)$, a result that is not achieved using the PBE functional³³ despite the transition state being similar to the SRP functional, as shown in Table 1. We attribute the observation of larger individual deviations to statistical fluctuations in the calculated reaction probabilities, and we note that in two of the three cases, computed probabilities are compared to an extrapolated ($\nu_1 = 1$) experimental curve. The comparison of the AIMD results to the molecular beam data also meets a statistical accuracy test (see Table S1 and SI sections: Statistical Test Based on Stouffer's Z-Score, and AIMD Results).

The good agreement observed here for $\text{CHD}_3 + \text{Pt}(111)$ using an SRP functional developed for $\text{CHD}_3 + \text{Ni}(111)$ suggests that SRP functionals are transferable among chemically related systems (here: systems in which the same molecule reacts on the same low index surface of group 10 metals). We take this as additional proof of the sound physical basis of the SRP-DFT approach.

We now proceed to CHD_3 reacting on the stepped $\text{Pt}(211)$ surface. Again, the agreement between theory and experiment is excellent (Figure 2C). The theory using $\alpha = 0.32$ describes the measured laser-off reactivity with chemical accuracy. Not enough data were available to make a fit of the experimental data for $\nu_1 = 1$ reaction, but the theoretical reaction probabilities agree with the experimental values within error bars. Again, the comparison of the AIMD results to the molecular beam data also meets our statistical accuracy test (Table S1). Note that we were not able to compare experiment with AIMD calculations at the lowest E_i for which experimental results were available. For this condition, large calculated trapping probabilities precluded an accurate comparison of the AIMD results with the experiments (see Figure S1 and the SI: AIMD Results). The E_b value extracted for $\text{CH}_4 + \text{Pt}(211)$ (53 kJ/mol, Table 1) is much lower than that for $\text{Pt}(111)$ (79 kJ/mol).

The AIMD calculations also yield insights into reaction dynamics. Figure 3 shows that even vibrationally pre-excited CHD_3 reacts preferentially at the steps (near the under-coordinated Pt atoms labeled “edge” in Figures 1B and 1C). This prediction can be tested with reflection absorption infrared spectroscopy.³⁶ While approaching the surface at

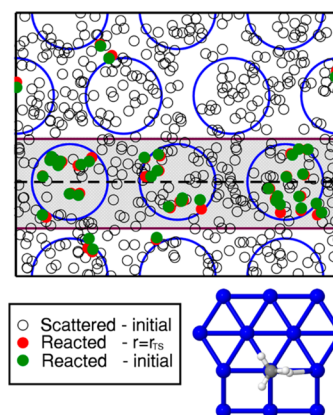


Figure 3. Points of impact of $\text{CHD}_3(\nu_1 = 1)$ molecules that react on $\text{Pt}(211)$ for $E_i = 69$ kJ/mol, at time zero (green circles) and at the time of reaction (red circles), and initial points of impact of the molecules that scatter (white circles). The gray zone consists of the step edge atoms where the molecules react predominantly. The minimum barrier geometry, which is located on a step edge atom, is reported as an inset.

normal incidence, the molecules hardly change their projection on the surface (Figure 3). This result simplifies high-dimensional quantum dynamics calculations, because the dimensionality can be reduced using the “sudden” approximation to the molecule’s motion along the surface. This amounts to averaging over calculations performed for fixed projections of the molecule on the surface.^{37–39} Finally, calculations on $\text{CHD}_3 + \text{Pt}(111)$ using the reaction path Hamiltonian (RPH) method³⁷ reveal how the molecular physisorption well affects reactivity. As discussed in the SI, according to RPH calculations, the use of the SRP functional yields a larger promoting effect on the reaction of pre-exciting the CH- and CD-stretch vibrations than the use of the PBE functional (see Figure S2 and the SI: Quantum Scattering Calculations). Model calculations attribute this to the molecule’s acceleration in the physisorption well, which leads to increased energy transfer from these vibrations to motion along the reaction path (see Figure S3).

Our results point to the following promising approach to simulating heterogeneously catalyzed processes where elementary dissociative chemisorption reactions are rate controlling. First, perform AIMD calculations and molecular beam measurements of dissociative chemisorption on a low index face of the catalyst metal to derive an SRP functional. Next, exploit the transferability of the SRP functional demonstrated here (between $\text{Pt}(111)$ and $\text{Pt}(211)$) to simulate the overall reaction proceeding on multifaceted catalyst particles on which point and extended surface defects are also present. The SRP functional is then used to also compute barriers (or activation energies) at these defects, and at other low index facets (the transferability of SRP functionals among low index faces of metals was already demonstrated for $\text{H}_2 + \text{Cu}(111)$ and $\text{Cu}(100)$ ⁸). Such an approach can help bridge the materials gap between surface science (which deals with smooth surfaces) and catalysis (with reactions typically proceeding over nanoparticles exhibiting defects).^{40,41} The present research describes a test-case of transferability in which a single σ -bond is broken, for which the transition state typically occurs over a surface atom, and surface defects promote the reaction by decreasing the coordination of the surface atoms.⁴² While the transferability is here demonstrated for only one example, arguments based on the dependence of the molecular adsorption energy on the coordination of the metal atom adsorbed to, experiments, and transition-state scaling relations suggest that the demonstrated transferability should hold more generally for σ -bond breaking (see SI: Implications for Simulating Heterogeneous Catalysis).

An additional structural requirement (high coordination of the transition state⁴²) needs to be met for defect sites at which double or triple π -bonds are broken. Further investigations will therefore have to test whether the transferability found here for σ -bond breakage also holds when double and triple π -bonds are broken, as we believe. This belief can be supported on the basis of transition-state scaling relations also holding for the breaking of double and triple bonds (see also the SI: Implications for Simulating Heterogeneous Catalysis). Future investigation might also test whether our approach can be extended to deal with direct support effects on the catalysis (i.e., other than the effect that the support may alter the size distribution and the shape of the supported nanoparticles), and the presence of dopant atoms and additives.³ Finally, on the basis of accurate quantum Monte Carlo (QMC) calculations on $\text{H}_2 + \text{Cu}(111)$,⁴³ we anticipate that it will soon be possible to fit

accurate SRP functionals to reliable QMC calculations on molecules reacting on surfaces. This will put SRP-DFT on a first-principles basis, and will yield a method that is easier to apply than the combined experimental/theoretical approach presented.

We have demonstrated a joint theoretical–experimental approach (which we call reaction barriometry) that uses results from a reaction on a flat, low index metal surface to obtain a chemically accurate barrier for the same reaction on a stepped surface of the metal. We have applied a surface science approach to derive a semiempirical functional that accurately describes the dissociation of CHD_3 on $\text{Pt}(111)$, and then have shown the transferability of this functional to describe its dissociation on the stepped $\text{Pt}(211)$ surface. Our approach can help bridge the materials gap between fundamental surface science studies on regular surfaces and real-life heterogeneous catalysis where reactions often proceed over defected metal nanoparticles.

■ ASSOCIATED CONTENT

Supporting Information

The Supporting Information is available free of charge on the ACS Publications website at DOI: 10.1021/acs.jpclett.7b01905.

Experimental methods, theoretical methods, construction of the SRP functional, AIMD calculations, AIMD results, quantum scattering calculations, comparison of SRP and PBE results $\text{CHD}_3 + \text{Pt}(111)$, implications for heterogeneous catalysis, supporting figures, and supporting tables (PDF)

■ AUTHOR INFORMATION

Corresponding Authors

*E-mail: g.j.kroes@chem.leidenuniv.nl.

*E-mail: rainer.beck@epfl.ch.

ORCID

Arthur L. Utz: 0000-0002-6525-594X

Bret Jackson: 0000-0002-7127-1735

Rainer D. Beck: 0000-0002-8152-8290

Geert-Jan Kroes: 0000-0002-4913-4689

Present Address

[#]Present address: Leiden Institute of Chemistry, Gorlaeus Laboratories, Leiden University, P.O. Box 9502, 2300 RA Leiden, The Netherlands.

Author Contributions

[†]These authors have contributed equally to this work.

Notes

The authors declare no competing financial interest.

■ ACKNOWLEDGMENTS

This work was supported financially by the European Research Council through an ERC2013 advanced grant (Nr. 338580), by the Nederlandse organisatie voor Wetenschappelijk onderzoek (NWO-CW), by the Swiss National Science Foundation (Nrs. P300P2-171247 and 159689/1), by the Ecole Polytechnique Fédérale de Lausanne, by the US National Science Foundation (Nr. 1465230), and with computer time granted by NWO-EW.

■ REFERENCES

- (1) Medford, A. J.; Vojvodic, A.; Hummelshøj, J. S.; Voss, J.; Abild-Pedersen, F.; Studt, F.; Bligaard, T.; Nilsson, A.; Nørskov, J. K. From

the Sabatier Principle to a Predictive Theory of Transition-Metal Heterogeneous Catalysis. *J. Catal.* **2015**, *328*, 36–42.

(2) Medford, A. J.; Wellendorff, J.; Vojvodic, A.; Studt, F.; Abild-Pedersen, F.; Jacobsen, K. W.; Bligaard, T.; Nørskov, J. K. Assessing the Reliability of Calculated Catalytic Ammonia Synthesis Rates. *Science* **2014**, *345*, 197–200.

(3) Sabbe, M. K.; Reyniers, M.-F.; Reuter, K. First-Principles Kinetic Modeling in Heterogeneous Catalysis: An Industrial Perspective on Best-Practice, Gaps and Needs. *Catal. Sci. Technol.* **2012**, *2*, 2010–2024.

(4) Ertl, G. Primary Steps in Catalytic Synthesis of Ammonia. *J. Vac. Sci. Technol., A* **1983**, *1*, 1247–1253.

(5) Stegelmann, C.; Andreasen, A.; Campbell, C. T. Degree of Rate Control: How Much the Energies of Intermediates and Transition States Control Rates. *J. Am. Chem. Soc.* **2009**, *131*, 8077–8082.

(6) Wolcott, C. A.; Medford, A. J.; Studt, F.; Campbell, C. T. Degree of Rate Control Approach to Computational Catalyst Screening. *J. Catal.* **2015**, *330*, 197–207.

(7) Kroes, G. J. Toward a Database of Chemically Accurate Barrier Heights for Reactions of Molecules with Metal Surfaces. *J. Phys. Chem. Lett.* **2015**, *6*, 4106–4114.

(8) Sementa, L.; Wijzenbroek, M.; van Kolck, B. J.; Somers, M. F.; Al-Halabi, A.; Busnengo, H. F.; Olsen, R. A.; Kroes, G. J.; Rutkowski, M.; Thewes, C.; et al. Reactive Scattering of H₂ from Cu(100): Comparison of Dynamics Calculations Based on the Specific Reaction Parameter Approach to Density Functional Theory with Experiment. *J. Chem. Phys.* **2013**, *138*, 044708.

(9) Nour Ghassemi, E.; Wijzenbroek, M.; Somers, M. F.; Kroes, G.-J. Chemically Accurate Simulation of Dissociative Chemisorption of D₂ on Pt(111). *Chem. Phys. Lett.* **2017**, *683*, 329–335.

(10) Nattino, F.; Migliorini, D.; Kroes, G. J.; Dombrowski, E.; High, E. A.; Killelea, D. R.; Utz, A. L. Chemically Accurate Simulation of a Polyatomic Molecule-Metal Surface Reaction. *J. Phys. Chem. Lett.* **2016**, *7*, 2402–2406.

(11) Díaz, C.; Pijper, E.; Olsen, R. A.; Busnengo, H. F.; Auerbach, D. J.; Kroes, G. J. Chemically Accurate Simulation of a Prototypical Surface Reaction: H₂ Dissociation on Cu(111). *Science* **2009**, *326*, 832–834.

(12) Taylor, H. S. A Theory of the Catalytic Surface. *Proc. R. Soc. London, Ser. A* **1925**, *108*, 105–111.

(13) Zambelli, T.; Wintterlin, J.; Trost, J.; Ertl, G. Identification of The “Active Sites” of a Surface-Catalyzed Reaction. *Science* **1996**, *273*, 1688–1690.

(14) Hammer, B. Bond Activation at Monatomic Steps: NO Dissociation at Corrugated Ru(0001). *Phys. Rev. Lett.* **1999**, *83*, 3681–3684.

(15) Gee, A. T.; Hayden, B. E.; Mormiche, C. E.; Kleyn, A. W.; Riedmüller, B. The Dynamics of the Dissociative Adsorption of Methane on Pt(533). *J. Chem. Phys.* **2003**, *118*, 3334–3341.

(16) Abild-Pedersen, F.; Lytken, O.; Engbæk, J.; Nielsen, G.; Chorkendorff, I.; Nørskov, J. K. Methane Activation on Ni(111): Effects of Poisons and Step Defects. *Surf. Sci.* **2005**, *590*, 127–137.

(17) Honkala, K.; Hellman, A.; Remediakis, I. N.; Logadottir, A.; Carlsson, A.; Dahl, S.; Christensen, C. H.; Nørskov, J. K. Ammonia Synthesis from First-Principles Calculations. *Science* **2005**, *307*, 555–558.

(18) Xu, Y.; Lausche, A.; Wang, S.; Khan, T.; Abild-Pedersen, F.; Studt, F.; Nørskov, J.; Bligaard, T. *In Silico* Search for Novel Methane Steam Reforming Catalysts. *New J. Phys.* **2013**, *15*, 125021.

(19) Wei, J.; Iglesia, E. Mechanism and Site Requirements for Activation and Chemical Conversion of Methane on Supported Pt Clusters and Turnover Rate Comparisons among Noble Metals. *J. Phys. Chem. B* **2004**, *108*, 4094–4103.

(20) Smith, R. R.; Killelea, D. R.; DelSesto, D. F.; Utz, A. L. Preference for Vibrational over Translational Energy in a Gas-Surface Reaction. *Science* **2004**, *304*, 992–995.

(21) Beck, R. D.; Maroni, P.; Papageorgopoulos, D. C.; Dang, T. T.; Schmid, M. P.; Rizzo, T. R. Vibrational Mode-Specific Reaction of Methane on a Nickel Surface. *Science* **2003**, *302*, 98–100.

(22) Yoder, B. L.; Bisson, R.; Beck, R. D. Steric Effects in the Chemisorption of Vibrationally Excited Methane on Ni(100). *Science* **2010**, *329*, 553–556.

(23) Killelea, D. R.; Campbell, V. L.; Shuman, N. S.; Utz, A. L. Bond-Selective Control of a Heterogeneously Catalyzed Reaction. *Science* **2008**, *319*, 790–793.

(24) Lee, M. B.; Yang, Q. Y.; Ceyer, S. T. Dynamics of the Activated Dissociative Chemisorption of CH₄ and Implication for the Pressure Gap in Catalysis: A Molecular Beam–high Resolution Electron Energy Loss Study. *J. Chem. Phys.* **1987**, *87*, 2724–2741.

(25) Luntz, A. C.; Bethune, D. S. Activation of Methane Dissociation on a Pt(111) Surface. *J. Chem. Phys.* **1989**, *90*, 1274–1280.

(26) Nave, S.; Jackson, B. Methane Dissociation on Ni(111): The Role of Lattice Reconstruction. *Phys. Rev. Lett.* **2007**, *98*, 173003.

(27) Kresse, G.; Furthmüller, J. Efficient Iterative Schemes for *Ab Initio* Total-Energy Calculations Using a Plane-Wave Basis Set. *Phys. Rev. B: Condens. Matter Mater. Phys.* **1996**, *54*, 11169–11186.

(28) Kresse, G.; Joubert, D. From Ultrasoft Pseudopotentials to the Projector Augmented-Wave Method. *Phys. Rev. B: Condens. Matter Mater. Phys.* **1999**, *59*, 1758–1775.

(29) Hammer, B.; Hansen, L. B.; Nørskov, J. K. Improved Adsorption Energetics within Density-Functional Theory Using Revised Perdew-Burke-Ernzerhof Functionals. *Phys. Rev. B: Condens. Matter Mater. Phys.* **1999**, *59*, 7413–7421.

(30) Perdew, J. P.; Burke, K.; Ernzerhof, M. Generalized Gradient Approximation Made Simple. *Phys. Rev. Lett.* **1996**, *77*, 3865–3868.

(31) Dion, M.; Rydberg, H.; Schröder, E.; Langreth, D. C.; Lundqvist, B. I. Van Der Waals Density Functional for General Geometries. *Phys. Rev. Lett.* **2004**, *92*, 246401.

(32) King, D. A.; Wells, M. G. Reaction Mechanism in Chemisorption Kinetics: Nitrogen on the {100} Plane of Tungsten. *Proc. R. Soc. London, Ser. A* **1974**, *339*, 245–269.

(33) Nattino, F.; Ueta, H.; Chadwick, H.; van Reijzen, M. E.; Beck, R. D.; Jackson, B.; van Hemert, M. C.; Kroes, G. *Ab Initio* Molecular Dynamics Calculations versus Quantum-State-Resolved Experiments on CHD₃ + Pt(111): New Insights into a Prototypical Gas–Surface Reaction. *J. Phys. Chem. Lett.* **2014**, *5*, 1294–1299.

(34) Nave, S.; Tiwari, A. K.; Jackson, B. Dissociative Chemisorption of Methane on Ni and Pt Surfaces: Mode-Specific Chemistry and the Effects of Lattice Motion. *J. Phys. Chem. A* **2014**, *118*, 9615–9631.

(35) Nattino, F.; Migliorini, D.; Bonfanti, M.; Kroes, G.-J. Methane Dissociation on Pt(111): Searching for a Specific Reaction Parameter Density Functional. *J. Chem. Phys.* **2016**, *144*, 044702.

(36) Chen, L.; Ueta, H.; Bisson, R.; Beck, R. D. Quantum State-Resolved Gas/surface Reaction Dynamics Probed by Reflection Absorption Infrared Spectroscopy. *Rev. Sci. Instrum.* **2013**, *84*, 053902.

(37) Jackson, B.; Nave, S. The Dissociative Chemisorption of Methane on Ni(100): Reaction Path Description of Mode-Selective Chemistry. *J. Chem. Phys.* **2011**, *135*, 114701.

(38) Jiang, B.; Liu, R.; Li, J.; Xie, D.; Yang, M.; Guo, H. Mode Selectivity in Methane Dissociative Chemisorption on Ni(111). *Chem. Sci.* **2013**, *4*, 3249–3254.

(39) Shen, X.; Zhang, Z.; Zhang, D. H. Communication: Methane Dissociation on Ni(111) Surface: Importance of Azimuth and Surface Impact Site. *J. Chem. Phys.* **2016**, *144*, 101101.

(40) Somorjai, G. A.; York, R. L.; Butcher, D.; Park, J. Y. The Evolution of Model Catalytic Systems; Studies of Structure, Bonding and Dynamics from Single Crystal Metal Surfaces to Nanoparticles, and from Low Pressure (<10^{−3} Torr) to High Pressure (>10^{−3} Torr) to Liquid Interfaces. *Phys. Chem. Chem. Phys.* **2007**, *9*, 3500–3513.

(41) Freund, H.-J.; Kuhlbeck, H.; Libuda, J.; Rupprechter, G.; Bäumer, M.; Hamann, H. Bridging the Pressure and Materials Gaps between Catalysis and Surface Science: Clean and Modified Oxide Surfaces. *Top. Catal.* **2001**, *15*, 201–209.

(42) Van Santen, R. A. Complementary Structure Sensitive and Insensitive Catalytic Relationships. *Acc. Chem. Res.* **2009**, *42*, 57–66.

(43) Doblhoff-Dier, K.; Meyer, J.; Hoggan, P. E.; Kroes, G.-J. Quantum Monte Carlo Calculations on a Benchmark Molecule

Surface Reaction: $\text{H}_2 + \text{Cu}(111)$. *J. Chem. Theory Comput.* **2017**, *13*, 3208–3219.