






Preflight Summary Report for: Schomaker Bioorg Med Chem 1.pdf

Profile: Digital printing (B/W) (Processed pages 1 to 4)


Processed by Jennifer Schomaker, Date: 4/22/2018 11:37 AM

Fixups

-  Set minimum line width to 0.14 pt (64 objects)
-  Remove, apply or adjust object compression (1 object)
-  Compress all uncompressed objects using lossless ZIP compression (1 object)
-  Recompress LZW as ZIP (1 object)
-  Convert color to B/W (10613 objects)

Results (Summary)

Info

-  Text is smaller than 5 pt (2 matches on 2 pages) - 1, 4

Document information

File name: "Schomaker Bioorg Med Chem 1.pdf"

Path: "C:\Users\Jennifer Schomaker\Desktop\Julie Green Chem paper\Final stuff for Kiessling paper"

PDF version number: "1.7"

File size (MB): 1.07

Title: "Investigation of transition metal-catalyzed nitrene transfer reactions in water"

Author: "Juliet M. Alderson"

Creator: "Elsevier"

Producer: "Acrobat Distiller 8.0.0 (Windows)"

Created: "4/19/2018 7:18 AM"

Modified: "4/22/2018 11:36 AM"

Subject: "Bioorganic & Medicinal Chemistry, Corrected proof. doi:10.1016/j.bmc.2018.04.002"

Trapping: "False"

Number of plates: 1

Names of plates: "(Black) "

Environment

Preflight, 18.2.0 (201)

Acrobat version: 18.110


Operating system: Microsoft Windows 7 Service Pack 1 (Build 7601)



Contents lists available at ScienceDirect

Bioorganic & Medicinal Chemistry

journal homepage: www.elsevier.com/locate/bmc



Investigation of transition metal-catalyzed nitrene transfer reactions in water

Juliet M. Alderson¹, Joshua R. Corbin¹, Jennifer M. Schomaker^{*}

Department of Chemistry, University of Wisconsin–Madison, 1101 University Avenue, Madison, WI 53706 USA

ARTICLE INFO

Article history:

Received 17 February 2018

Revised 27 March 2018

Accepted 1 April 2018

Available online xxxxx

Keywords:

Amines

Nitrene transfer in water

Silver catalysis

C–H amination

ABSTRACT

Transition metal-catalyzed nitrene transfer is a powerful method for incorporating new C–N bonds into relatively unfunctionalized scaffolds. In this communication, we report the first examples of site- and chemoselective C–H bond amination reactions in aqueous media. The unexpected ability to employ water as the solvent in these reactions is advantageous in that it eliminates toxic solvent use and enables reactions to be run at increased concentrations with lower oxidant loadings. Using water as the reaction medium has potential to expand the scope of nitrene transfer to encompass a variety of biomolecules and highly polar substrates, as well as enable pH control over the site-selectivity of C–H bond amination.

© 2018 Elsevier Ltd. All rights reserved.

1. Introduction

The development of selective carbon–nitrogen (C–N) bond-forming reactions is of great interest, as amines are present in a multitude of bioactive natural products and pharmaceuticals. While there are several synthetic methods available to introduce C–N bonds into organic substrates, transition metal-catalyzed nitrene transfer reactions are appealing for the direct amination of C–H bonds. An important challenge in nitrene transfer catalysis is to identify strategies that enable selective reaction at a desired site in the presence of multiple reactive C–H bonds. A variety of transition metal catalysts, including ones based on Rh, Ru, Fe, Mn, Cu, Ir, Co and Ag, have been studied with the goal of achieving predictable catalyst control over the C–N bond forming event.¹ In our own research program, we have successfully utilized the unique ability of Ag to adopt diverse coordination geometries in solution to control nitrene transfer selectivity, based on simple changes to the reaction conditions. For example, we have developed tunable, chemoselective nitrene transfer protocols where the Ag:ligand ratio determines the selectivity between aziridination and C–H insertion in homoallylic and homoallylic carbamates (Scheme 1, top).² Additionally, site-selective C–H insertion of Ag-supported nitrenes derived from sulfamates have been developed where the selectivity is dictated and tuned by the identity of the ligand (Scheme 1, middle).³

In the context of transition metal-catalyzed nitrene transfer, general experimental protocols typically involve the use of anhydrous organic solvents, including isopropyl acetate, dichloromethane, chloroform or acetonitrile. Water has long been thought to be detrimental to nitrene transfer reactions, as there is potential to limit the formation of a critical imidoiodinane intermediate **A** (Scheme 1, bottom), change the catalyst geometry by serving as a ligand for the metal, promote catalyst death, or destroy the electrophilic metal nitrene **B**. For these reasons, molecular sieves or other desiccants are typically used; however, the impact of water on nitrene transfer has never been explicitly studied. Since Breslow's example of a successful Diels–Alder reaction in water, there have been efforts directed towards identifying other useful organic reactions that take place in water or 'on water'.⁴ In some cases, these reactions employ more environmentally benign conditions and display increased reactivity and/or selectivity.^{5,6} In light of these developments, we were curious whether our Ag-catalyzed nitrene transfer reactions might tolerate the presence of water and enable the utilization of highly polar substrates, eliminate the use of chlorinated solvents, decrease the current high loadings of PhIO oxidant and perhaps lead to improved chemo- and site-selectivities. In this manuscript, we divulge our investigations into how various metal-catalyzed C–H aminations are affected by the inclusion of water.

2. Results and discussion

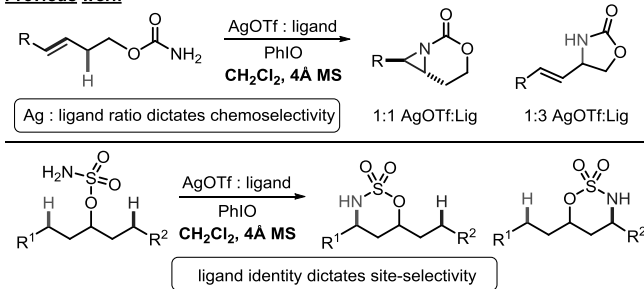
Initial experiments focused on tunable chemoselectivity using carbamates as the nitrene precursors (Table 1). In our previous

* Corresponding author.

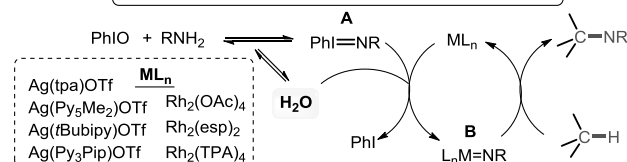
E-mail address: schomakerj@chem.wisc.edu (J.M. Schomaker).

These authors contributed equally.

Previous work



This work

What is the impact of H₂O on reactivity and selectivity?

Scheme 1. Ag-catalyzed nitrene transfer.

Table 1

Effect of water on carbamate nitrene transfer reagents.

entry	catalyst ^{a,b}	desiccant	A : I	2	3	total yield ^c
1	1:1.25 AgOTf:phen	4 Å MS	15.7 : 1	67%	4%	71%
2	1:3 AgOTf:phen	4 Å MS	0 : 100	0%	93%	93%
3	1:1.25 AgOTf:phen	none	4.2 : 1	21%	5%	26% (70%)
4	1:3 AgOTf:phen	none	0 : 100	0%	3%	3% (93%)

^a Aziridination: 20 mol % AgOTf, 25 mol % phen, 2 equiv PhIO, CH₂Cl₂.^b C–H insertion: 10 mol % AgOTf, 30 mol % phen, 3.5 equiv PhIO, CH₂Cl₂.^c Recovered starting material **1** in parentheses.

work, a 1:1.25 ratio of AgOTf to 1,10-phenanthroline (phen) as the ligand furnished selective aziridination to **2** (entry 1), whereas employing a 1:3 ratio of AgOTf:phen resulted in the selective formation of the C–H insertion product **3** (entry 2).² As expected, the exclusion of molecular sieves resulted in little product formation and recovery of the majority of the starting material **1** (entries 3–4). Although only minimal conversion was seen, it was interesting to note that the selectivity was similar to reactions run with molecular sieves. This observation suggests that water does not occupy a coordination site on the silver catalyst and has little effect on the coordination geometry of the purported silver nitrene. Rather, the difficulty of oxidizing carbamates to the key iminoiodine intermediate **A** (Scheme 1, bottom) likely gives rise to an equilibrium that favours the starting materials over **A** when water is not sequestered. The sensitivity of carbamate-derived iminoiodines to water prompted us to examine other nitrene precursors.

Next, we investigated the effect of water on **4**, a sulfamate-derived nitrene precursor, where C–H insertion can occur at either a benzylic or tertiary alkyl C–H site (Table 2); Pérez has reported a single example of Cu-catalyzed styrene aziridination using PhI=NTs in water.⁷ Our previous work showed that a tris(2-pyridyl-methyl)amine (tpa) ligand favors benzylic insertion to furnish **5** (entry 1).^{1j,3} Interestingly, when the desiccant was excluded, there was essentially no impact on yield or selectivity (entry 2). This observation was encouraging, as it suggested that water is not as detrimental to C–H amination as had previously been thought. Even with the addition of water (entry 3), the reaction still proceeded smoothly with no change in the **4a:4b** ratio,

Table 2

Water tolerance of sulfamate nitrene transfer reagents.

entry	solvent ^a	desiccant	4a : 4b	total yield ^b
1	CH ₂ Cl ₂	4 Å MS	2.4 : 1	84% ^c
2	CH ₂ Cl ₂	none	3 : 1	100%
3 ^d	CH ₂ Cl ₂ + H ₂ O	none	2.9 : 1	94%
4	H ₂ O	none	2.7 : 1	66%
5 ^e	H ₂ O	none	2.9 : 1	73%

tpa

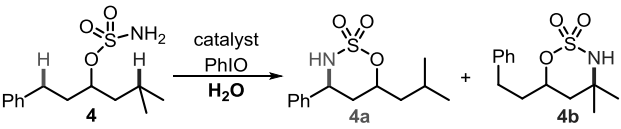
^a In CH₂Cl₂: 10 mol % AgOTf, 12.5 mol % tpa, 3.5 equiv PhIO, rt, 30 min.^b NMR yields using a mesitylene internal standard. ^c Isolated yield. ^d 50 μL H₂O added. ^e Heated to 40 °C.

indicating the geometry of the silver catalyst is likely not changing in the presence of water. When the nitrene transfer reaction of **4** was run in water as the solvent, full conversion to products **4a** and **4b** was noted, albeit in slightly lower yield compared to dichloromethane (entry 4), presumably due to the lower solubility of **4** in water. Heating the reaction to 40 °C increased the yield of **4a-b** to 73%, with the remainder of the mass balance made up of starting material (entry 5). Heating the reaction also has the advantage of dissolving the polymeric PhIO oxidant, which is insoluble in dichloromethane; this enables a simpler workup procedure that does not require a filtration step. Instead, extraction with either diethyl ether or ethyl acetate can be utilized, a greener alternative to the standard dichloromethane solvent. A control reaction in Et₂O resulted only in recovered **4**, indicating that the chemistry is happening in the aqueous medium and not during the extraction process. Heating these reactions resulted in an essentially biphasic mixture, suggesting the possibility that the chemistry may be happening ‘on-water’.⁸ Organic reactions occurring at the organic-liquid water interface have the same economic and environmental benefits as those happening in solution, but on-water reactions allow for the use of substrates that are not soluble in aqueous systems. Overall, these results indicate that water does not hinder reactivity in Ag-catalyzed C–H bond amination reactions using sulfamates as the nitrogen source. This surprising result stimulated our curiosity as to whether other reported transition metal catalysts exhibit similar activity in water.

Table 3 describes results using **4** in the presence of a variety of other reported transition metal catalyst systems.^{1,9–12} Dinuclear Rh catalysts, including the popular Rh₂esp₂ (esp = α,α,α',α'-tetramethyl-1,3-benzenedipropionate), all favored tertiary C(sp³)-H insertion to furnish **4b** (entries 1–3), mimicking the selectivity and activity observed in organic solvents.⁹ The preference for **4b** increased as the size of the carboxylate bridging ligand increased from OAc to esp to TPA (triphenylacetate). Catalysts based on Ru, Fe, and Mn (entries 4–6) gave no product formation (entries 4–6).^{10–12} Additional Ag(I) catalysts developed in our group, including (tBuBipy)₂AgOTf, [(Py₅Me₂)AgOTf]₂, and [α-Me-(anti)-Py₃PipAg]OTf were subjected to the same reaction conditions as (tpa)AgOTf (entries 7–9).^{13–16} (tBuBipy)₂AgOTf in water resulted in lower mass balance than reactions run in dichloromethane, perhaps due to the increased fluxionality of this complex, as compared to other Ag catalysts; the site-selectivity slightly favored **4b** (entry 7). Both [(Py₅Me₂)AgOTf]₂ and [α-Me-(anti)-Py₃PipAg]OTf delivered results similar to those observed for (tpa)AgOTf. These results show that by utilizing complementary Rh and Ag catalysts, tunable site-selective C–H amination can be achieved using water as the reaction medium.

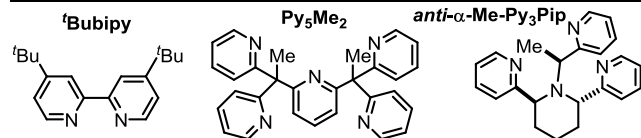
Table 3

Catalyst activity in aqueous solvent.



entry	catalyst ^{a,c}	4a : 4b	total yield ^d
1	Rh ₂ esp ₂	1 : 6.5	90%
2	Rh ₂ (TPA) ₄	1 : 25	79%
3	Rh ₂ (OAc) ₄	1 : 1.5	60% (20%)
4	[Ru ₂ (hp) ₄ Cl]	---	0% (66%)
5	[FePc]Cl + AgSbF ₆	---	0% (70%)
6	[Mn(^t BuPc)]Cl + AgSbF ₆	---	0% (54%)
7	(^t Bubipy) ₂ AgOTf	1 : 1.8	45%
8	[(Py ₅ Me ₂)AgOTf] ₂	3.1 : 1	70%
9	[α-Me-(anti)-Py ₃ PipAg]OTf	2.6 : 1	83%

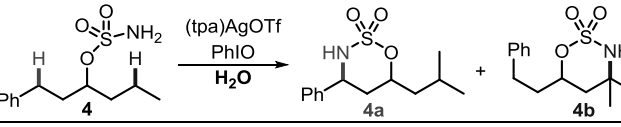
^a 10 mol % AgOTf, 12.5 mol % ligand, 3.5 equiv PhIO, H₂O. ^b 2 mol % Rh cat., 2 equiv PhIO, H₂O. ^c See the SI for conditions for entries 4–6. ^d NMR yields based on mesitylene as internal standard, recovered starting material **4** in parentheses.



Following initial catalyst screening, further optimization was carried out to determine if water enabled the use of less solvent, less oxidant and lower catalyst loadings, as compared to standard conditions (Table 4). The oxidant could be lowered to 2 equiv from the standard 3.5 equiv, but cutting the PhIO to 1 equiv resulted in incomplete conversion, even with longer reaction times (entries 1–3). The stronger PhIO oxidant (entry 4) gave superior results to both PhI(OAc)₂ and PhI(OPiv)₂ (entries 5–6). Solvent concentration did not have a significant effect on selectivity or reactivity (compare entry 2 vs. 4, 7–8). However, the substitution of water for dichloromethane did allow reactions to be run at higher concentra-

Table 4

Reaction optimization.



entry	equiv PhIO	conc.	mol % cat. ^a	4a : 4b	total yield ^b
1	3.5	0.05 M	10%	2.7 : 1	73%
2	2	0.05 M	10%	2.8 : 1	83%
3	1	0.05 M	10%	2.8 : 1	62% (20%)
4	2	0.1 M	10%	2.9 : 1	80%
5	2 PhI(OAc) ₂	0.1 M	10%	2.9 : 1	54%
6	2 PhI(OPiv) ₂	0.1 M	10%	2.7 : 1	51%
7	2	0.2 M	10%	3.4 : 1	82%
8	2	0.4 M	10%	3.2 : 1	80%
9	2	0.2 M	5%	2.6 : 1	65% (8%)
10 ^c	2	0.2 M	5%	3.0 : 1	80%
11 ^c	2	0.2 M	2%	3.0 : 1	79%
12 ^d	2	0.1 M	10%	2.9 : 1	52%
13 ^e	2	0.1 M	10%	2.7 : 1	77%
14 ^f	2	0.1 M	10%	3.2 : 1	75%

^a Standard conditions: 10 mol % AgOTf, 12.5 mol % tpa, 3.5 equiv PhIO, 0.05 M H₂O, 40 °C, 30 min. ^b NMR yields based on mesitylene as internal standard, recovered **4** in parentheses. ^c The reaction was run overnight. ^d pH 2.8 Na₂HPO₄:citric acid hydrate buffer. ^e pH 5.0 NaOAc:HOAc buffer. ^f pH 9.5 Na₂CO₃:NaHCO₃ buffer.

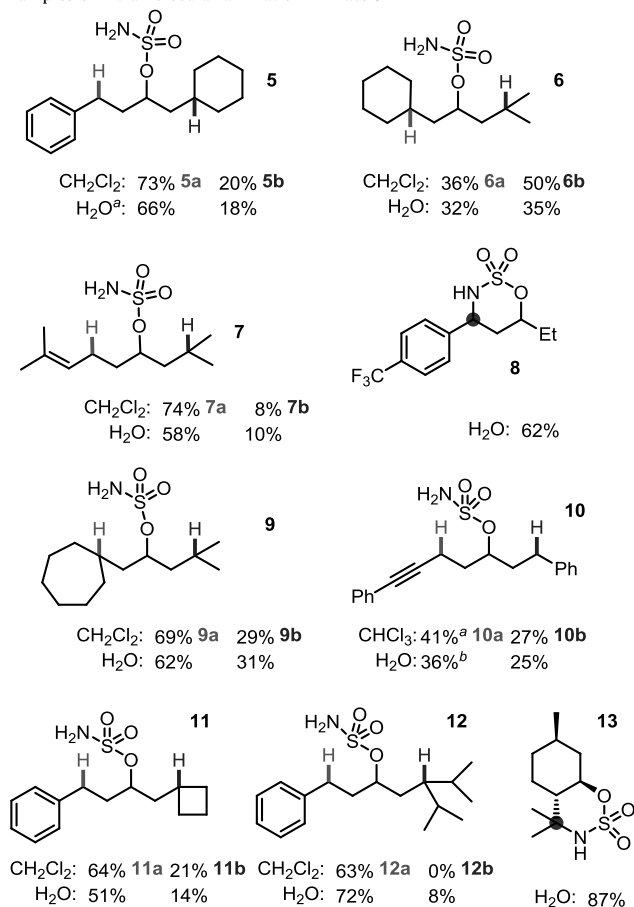
tions (0.4 M vs. 0.05 M). For ease of reaction setup, a 0.2 M concentration was preferred for studies of catalyst loading (entries 9–11). When the amount of (tpa)AgOTf was decreased to 5 mol% (entry 9), incomplete conversion was observed in the standard 30 min reaction time. This was easily corrected by running the reaction overnight (entry 8), enabling the catalyst loading to be further decreased to 2 mol% (entry 11), provided isolated (tpa)AgOTf is utilized to ensure the proper Ag:ligand stoichiometry. Furthermore, Ag-nitrene catalysis tolerated a variety of electrolytes in buffered solutions at a range of acidic and basic pH values (entries 12–14).

With optimized conditions in hand, other sulfamates were briefly investigated and the site-selectivities of the C–H amination compared to previous results in dichloromethane (Table 5). Another substrate **5**, displaying both benzylic C–H and tertiary C–H insertion sites, behaved similarly using (tpa)AgOTf in water as compared to dichloromethane, favoring benzylic insertion to **5a**. The nonpolar substrate **6**, featuring two very similar tertiary C–H bonds, resulted in minimal selectivity to favor insertion at the isopropyl C–H bond **6b**. The preferred insertion into the allylic C–H bond of **7** in water matched the previous results in dichloromethane; **8–13** were similarly well-behaved. Overall, these results indicate that although there is a slight sensitivity of (tpa)AgOTf to water, overall, the reactions are surprisingly similar to those carried out in organic solvents.

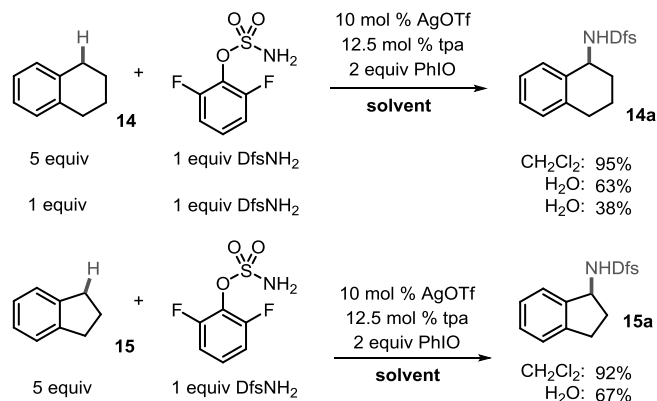
Intermolecular nitrene transfer presents a greater challenge as compared to intramolecular reactions. However, water proved to be an effective solvent for the intermolecular amination of

Table 5

Examples of intramolecular amination in water.



Conditions: 10 mol % AgOTf, 12.5 mol % tpa, 2 equiv PhIO, 0.1 M H₂O, 40 °C. ^adr = 6.5:1 syn:anti ^bdr = 7.0:1 syn:anti



Scheme 2. Intermolecular C–H amination in water.

1,2,3,4-tetrahydronaphthalene **14** and indane **15** using the sulfamate nitrene precursor DfsNH₂. The C–H insertion products **14a–15a** were furnished in moderate yields (Scheme 2). While an excess of the substrate **14** resulted in improved yields, product **14a** was still noted using only an equimolar amount of **14** and DfsNH₂. While modest, these results nonetheless showcase the first examples of intermolecular, silver-catalyzed C–H insertion in water.

3. Concluding remarks

An exploration of the effect of water on metal-catalyzed nitrene transfer showed that the long-held perception that this chemistry is sensitive to water is not always true. Both Ag and Rh catalysts give high yields of amine products, provided sulfamates are used as the nitrogen source. A decrease in the required amount of solvent, oxidant, and catalyst was tolerated with Ag catalysts; these conditions were general for sulfamate precursors. While the chemistry in water mimics intramolecular reactions in organic solvents more closely, intermolecular nitrene transfer was also reported for the first time. This study paves the way for applications of transition metal-catalyzed nitrene transfer reactions to highly polar biomolecules¹⁷ and the development of strategies that utilize simple changes in aqueous pH to tune the site-selectivity of C–H amination events.

Acknowledgments

This work was funded by NSF Award 1664374 and the Wisconsin Alumni Research Foundation to JMS. The NMR facilities at UW-Madison are funded by the NSF (CHE-9208463, CHE-9629688) and NIH (RR08389-01). The National Magnetic Resonance Facility at Madison is supported by the NIH (P41GM103399, S10RR08438 and S10RR029220) and the NSF (BIR-0214394). The purchase of the Thermo Q Exactive Plus in 2015 for mass spectrometry was funded by NIH Award 1S10 OD020022-1 to the Department of Chemistry.

A. Supplementary data

Supplementary data associated with this article can be found, in the online version, at <https://doi.org/10.1016/j.bmc.2018.04.002>.

References

- (a) For selected reviews on metal-catalyzed nitrene transfer reactions, see: Dauban P, Dodd RH. *Synlett*. 2003;11:1571; (b) Díaz-Requejo MM, Pérez PJ. *Chem Rev*. 2008;108:3379; (c) Collet F, Dodd RH, Dauban P. *Chem Commun*. 2009;34:5061; (d) Zalatan DN, Du Bois J. *Top Curr Chem*. 2010;292:347; (e) Davies HML, Du Bois J, Yu JQ. *Chem Soc Rev*. 1855;2011:40; (f) Collet F, Lescot C, Dauban P. *Chem Soc Rev*. 1926;2011:40; (g) Dequiere G, Pons V, Dauban P. *Angew Chem Int Ed*. 2012;51:7384; (h) Che C-M, Lo VK-Y, Zhou C-Y. In: Knochel P, ed. *Comprehensive Organic Synthesis II*. 2nd ed. Amsterdam: Elsevier; 2014:26–85; (i) Darses B, Rodrigues R, Neuville L, Mazurais M, Dauban P. *Chem Commun*. 2017;53:493. and references therein; (j) Alderson JM, Corbin JR, Schomaker JM. *Acc Chem Res*. 2017;50:2147–2158.
- Rigoli JW, Weatherly CD, Alderson J, Vo BT, Schomaker JM. *J Am Chem Soc*. 2013;135:17238–17241.
- Scamp R, Alderson JM, Phelps AM, Dolan NS, Schomaker JM. *J Am Chem Soc*. 2014;136:16720–16723.
- (a) Breslow R. *Acc Chem Res*. 1991;24:159; (b) Breslow R. *Acc Chem Res*. 2004;37:471.
- (a) For selected references, see: Genin E, Michelet V. In Poux M, Cognet P, Gourdon C, ed. *Green Process Engineering* 2015:292–324.; (b) Kobayashi S. *Sci Synth*. 2012;855–867; (c) Li C-J. *Chem Rev*. 1993;93:2023; (d) Genet JP, Savignac M. *J Organomet Chem*. 1999;576:305; (e) Lindström UM. *Chem Rev*. 2002;102:2751; (f) Kobayashi S, Manabe K. *Acc Chem Res*. 2002;35:209; (g) Li C-J. *Chem Rev*. 2005;105:3095; (h) Li C-J, Chen L. *Chem Soc Rev*. 2006;35:68; (i) Raj M, Singh VK. *Chem Commun*. 2009;6687; (j) Simon M-O, Li C-J. *Chem Soc Rev*. 2012;41:1415; (k) Butler RN, Coyne AG. *Chem Rev*. 2010;110:6302.
- (a) Pirrung MC. *Chem Eur J*. 2006;12:1312; (b) Otto S, Engberts JBFN. *Org Biomol Chem*. 2003;1:2809; (c) Aplander K, Ding R, Lindström UM, Wennerberg J, Schultz S. *Angew Chem Int Ed*. 2007;46:4543; (d) Liu PN, Deng JG, Tu YQ, Wang SH. *Chem Commun*. 2004;2070; (e) Liu P-N, Gu P-M, Deng J-G, Tu Y-Q, Ma Y-P. *Eur J Org Chem*. 2005;3221; (f) Anastas P, Eghbali N. *Chem Soc Rev*. 2010;39:301. and references therein.
- Álvarez M, Gava R, Rodríguez MR, Rull SG, Pérez PJ. *ACS Catal*. 2017;7:3707.
- (a) Narayan S, Muldoon J, Finn MG, Fokin VV, Kolb HC, Sharpless KB. *Angew Chem Int Ed*. 2005;44:3275; (b) Butler RN, Coyne AG. *Org Biomol Chem*. 2016;14:9945. and references therein; (c) Hayashi Y. *Angew Chem Int Ed*. 2006;45. 8013–04.
- Fiori KW, Espino CG, Brodsky BH, Du Bois J. *Tetrahedron*. 2009;65:3042.
- Harvey ME, Musaev DG, Du Bois J. *J Am Chem Soc*. 2011;133:17207.
- Paradine SM, White MC. *J Am Chem Soc*. 2012;134:2036.
- Paradine SM, Griffin JR, Zhao J, Petronico AL, Miller SM, White MC. *Nat Chem*. 2015;7:987.
- Scamp RJ, Jirak JG, Dolan NS, Guzei IA, Schomaker JM. *Org Lett*. 2016;18:3014.
- Huang M, Corbin JR, Dolan NS, et al. *Inorg Chem*. 2017;56:6725–6733.
- Dolan NS, Scamp RJ, Yang T, Berry JF, Schomaker JM. *J Am Chem Soc*. 2016;138:14658.
- Huang M, Yang T, Paretsky J, Berry JF, Schomaker JM. *J Am Chem Soc*. 2017;139:17376–17386.
- Li J, Cisar JS, Zhou C-Y, et al. *Nat Chem*. 2013;5:510–517.