

Measurement of the longitudinal spin asymmetries for weak boson production in proton-proton collisions at $\sqrt{s} = 510$ GeV

J. Adam,¹² L. Adamczyk,² J. R. Adams,³⁵ J. K. Adkins,²⁶ G. Agakishiev,²⁴ M. M. Aggarwal,³⁷ Z. Ahammed,⁵⁷ I. Alekseev,^{3,31} D. M. Anderson,⁵¹ R. Aoyama,⁵⁴ A. Aparin,²⁴ D. Arkhipkin,⁵ E. C. Aschenauer,⁵ M. U. Ashraf,⁵³ F. Atetalla,²⁵ A. Attri,³⁷ G. S. Averichev,²⁴ V. Bairathi,³² K. Barish,⁹ A. J. Bassill,⁹ A. Behera,⁴⁹ R. Bellwied,¹⁹ A. Bhasin,²³ A. K. Bhati,³⁷ J. Bielcik,¹³ J. Bielcikova,³⁴ L. C. Bland,⁵ I. G. Bordyuzhin,³ J. D. Brandenburg,⁵ A. V. Brandin,³¹ D. Brown,²⁸ J. Bryslawskyj,⁹ I. Bunzarov,²⁴ J. Butterworth,⁴² H. Caines,⁶⁰ M. Calderón de la Barca Sánchez,⁷ D. Cebra,⁷ I. Chakaberia,^{25,46} P. Chaloupka,¹³ B. K. Chan,⁸ F.-H. Chang,³³ Z. Chang,⁵ N. Chankova-Bunzarova,²⁴ A. Chatterjee,⁵⁷ S. Chattopadhyay,⁵⁷ J. H. Chen,⁴⁷ X. Chen,⁴⁵ J. Cheng,⁵³ M. Cherney,¹² W. Christie,⁵ G. Contin,²⁷ H. J. Crawford,⁶ M. Csanad,¹⁵ S. Das,¹⁰ T. G. Dedovich,²⁴ I. M. Deppner,¹⁸ A. A. Derevschikov,³⁹ L. Didenko,⁵ C. Dilks,³⁸ X. Dong,²⁷ J. L. Drachenberg,¹ J. C. Dunlop,⁵ T. Edmonds,⁴⁰ L. G. Efimov,²⁴ N. Elsey,⁵⁹ J. Engelage,⁶ G. Eppley,⁴² R. Esha,⁸ S. Esumi,⁵⁴ O. Evdokimov,¹¹ J. Ewigleben,²⁸ O. Eyser,⁵ R. Fatemi,²⁶ S. Fazio,⁵ P. Federic,³⁴ J. Fedorisin,²⁴ Y. Feng,⁴⁰ P. Filip,²⁴ E. Finch,⁴⁸ Y. Fisyak,⁵ C. E. Flores,⁷ L. Fulek,² C. A. Gagliardi,⁵¹ T. Galatyuk,¹⁴ F. Geurts,⁴² A. Gibson,⁵⁶ D. Grosnick,⁵⁶ D. S. Gunaratne,⁵⁰ A. Gupta,²³ W. Guryn,⁵ A. I. Hamad,²⁵ A. Hamed,⁵¹ A. Harlenderova,¹³ J. W. Harris,⁶⁰ L. He,⁴⁰ S. Heppelmann,⁷ S. Heppelmann,³⁸ N. Herrmann,¹⁸ L. Holub,¹³ Y. Hong,²⁷ S. Horvat,⁶⁰ B. Huang,¹¹ H. Z. Huang,⁸ S. L. Huang,⁴⁹ T. Huang,³³ X. Huang,⁵³ T. J. Humanic,³⁵ P. Huo,⁴⁹ G. Igo,⁸ W. W. Jacobs,²¹ A. Jentsch,⁵² J. Jia,^{5,49} K. Jiang,⁴⁵ S. Jowzaee,⁵⁹ X. Ju,⁴⁵ E. G. Judd,⁶ S. Kabana,²⁵ S. Kagamaster,²⁸ D. Kalinkin,²¹ K. Kang,⁵³ D. Kapukchyan,⁹ K. Kauder,⁵ H. W. Ke,⁵ D. Keane,²⁵ A. Kechechyan,²⁴ M. Kelsey,²⁷ D. P. Kikoła,⁵⁸ C. Kim,⁹ T. A. Kinghorn,⁷ I. Kisel,¹⁶ A. Kisiel,⁵⁸ M. Kocan,¹³ L. Kochenda,³¹ L. K. Kosarzewski,¹³ A. F. Kraishan,⁵⁰ L. Kramarik,¹³ P. Kravtsov,³¹ K. Krueger,⁴ N. Kulathunga Mudiyansele,¹⁹ L. Kumar,³⁷ R. Kunnawalkam Elayavalli,⁵⁹ J. Kvapil,¹³ J. H. Kwasizur,²¹ R. Lacey,⁴⁹ J. M. Landgraf,⁵ J. Lauret,⁵ A. Lebedev,⁵ R. Lednický,²⁴ J. H. Lee,⁵ C. Li,⁴⁵ W. Li,⁴² W. Li,⁴⁷ X. Li,⁴⁵ Y. Li,⁵³ Y. Liang,²⁵ R. Licenik,¹³ J. Lidrych,¹³ T. Lin,⁵¹ A. Lipiec,⁵⁸ M. A. Lisa,³⁵ F. Liu,¹⁰ H. Liu,²¹ P. Liu,⁴⁹ P. Liu,⁴⁷ X. Liu,³⁵ Y. Liu,⁵¹ Z. Liu,⁴⁵ T. Ljubicic,⁵ W. J. Llope,⁵⁹ M. Lomnitz,²⁷ R. S. Longacre,⁵ S. Luo,¹¹ X. Luo,¹⁰ G. L. Ma,⁴⁷ L. Ma,¹⁷ R. Ma,⁵ Y. G. Ma,⁴⁷ N. Magdy,⁴⁹ R. Majka,⁶⁰ D. Mallick,³² S. Margetis,²⁵ C. Markert,⁵² H. S. Matis,²⁷ O. Matonoha,¹³ J. A. Mazer,⁴³ K. Meehan,⁷ J. C. Mei,⁴⁶ N. G. Minaev,³⁹ S. Mioduszewski,⁵¹ D. Mishra,³² B. Mohanty,³² M. M. Mondal,²² I. Mooney,⁵⁹ Z. Moravcova,¹³ D. A. Morozov,³⁹ Md. Nasim,⁸ K. Nayak,¹⁰ J. M. Nelson,⁶ D. B. Nemes,⁶⁰ M. Nie,⁴⁷ G. Nigmatkulov,³¹ T. Niida,⁵⁹ L. V. Nogach,³⁹ T. Nonaka,¹⁰ G. Odyniec,²⁷ A. Ogawa,⁵ K. Oh,⁴¹ S. Oh,⁶⁰ V. A. Okorokov,³¹ D. Olivitt, Jr.,⁵⁰ B. S. Page,⁵ R. Pak,⁵ Y. Panebratsev,²⁴ B. Pawlik,³⁶ H. Pei,¹⁰ C. Perkins,⁶ R. L. Pinter,¹⁵ J. Pluta,⁵⁸ J. Porter,²⁷ M. Posik,⁵⁰ N. K. Pruthi,³⁷ M. Przybycien,² J. Putschke,⁵⁹ A. Quintero,⁵⁰ S. K. Radhakrishnan,²⁷ S. Ramachandran,²⁶ R. L. Ray,⁵² R. Reed,²⁸ H. G. Ritter,²⁷ J. B. Roberts,⁴² O. V. Rogachevskiy,²⁴ J. L. Romero,⁷ L. Ruan,⁵ J. Rusnak,³⁴ O. Rusnakova,¹³ N. R. Sahoo,⁵¹ P. K. Sahu,²² S. Salur,⁴³ J. Sandweiss,⁶⁰ J. Schambach,⁵² A. M. Schmäh,²⁷ W. B. Schmidke,⁵ N. Schmitz,²⁹ B. R. Schweid,⁴⁹ F. Seck,¹⁴ J. Seger,¹² M. Sergeeva,⁸ R. Seto,⁹ P. Seyboth,²⁹ N. Shah,⁴⁷ E. Shabaliev,²⁴ P. V. Shanmuganathan,²⁸ M. Shao,⁴⁵ W. Q. Shen,⁴⁷ S. S. Shi,¹⁰ Q. Y. Shou,⁴⁷ E. P. Sichtermann,²⁷ S. Siejka,⁵⁸ R. Sikora,² M. Simko,³⁴ J. Singh,³⁷ S. Singha,²⁵ D. Smirnov,⁵ N. Smirnov,⁶⁰ W. Solyst,²¹ P. Sorensen,⁵ H. M. Spinka,⁴ B. Srivastava,⁴⁰ T. D. S. Stanislaus,⁵⁶ D. J. Stewart,⁶⁰ M. Strikhanov,³¹ B. Stringfellow,⁴⁰ A. A. P. Suaide,⁴⁴ T. Sugiura,⁵⁴ M. Sumner,³⁴ B. Summa,³⁸ X. M. Sun,¹⁰ Y. Sun,⁴⁵ Y. Sun,²⁰ B. Surrow,⁵⁰ D. N. Svirida,³ P. Szymanski,⁵⁸ A. H. Tang,⁵ Z. Tang,⁴⁵ A. Taranenko,³¹ T. Tarnowsky,³⁰ J. H. Thomas,²⁷ A. R. Timmins,¹⁹ T. Todoroki,⁵ M. Tokarev,²⁴ C. A. Tomkiel,²⁸ S. Trentalange,⁸ R. E. Tribble,⁵¹ P. Tribedy,⁵ S. K. Tripathy,²² O. D. Tsai,⁸ B. Tu,¹⁰ T. Ullrich,⁵ D. G. Underwood,⁴ I. Upsal,^{5,46} G. Van Buren,⁵ J. Vanek,³⁴ A. N. Vasiliev,³⁹ I. Vassiliev,¹⁶ F. Videbæk,⁵ S. Vokal,²⁴ S. A. Voloshin,⁵⁹ A. Vossen,²¹ F. Wang,⁴⁰ G. Wang,⁸ P. Wang,⁴⁵ Y. Wang,¹⁰ Y. Wang,⁵³ J. C. Webb,⁵ L. Wen,⁸ G. D. Westfall,³⁰ H. Wieman,²⁷ S. W. Wissink,²¹ R. Witt,⁵⁵ Y. Wu,²⁵ Z. G. Xiao,⁵³ G. Xie,¹¹ W. Xie,⁴⁰ H. Xu,²⁰ N. Xu,²⁷ Q. H. Xu,⁴⁶ Y. F. Xu,⁴⁷ Z. Xu,⁵ C. Yang,⁴⁶ Q. Yang,⁴⁶ S. Yang,⁵ Y. Yang,³³ Z. Ye,⁴² Z. Ye,¹¹ L. Yi,⁴⁶ K. Yip,⁵ I. -K. Yoo,⁴¹ H. Zbroszczyk,⁵⁸ W. Zha,⁴⁵ D. Zhang,¹⁰ J. Zhang,⁴⁹ L. Zhang,¹⁰ S. Zhang,⁴⁵ S. Zhang,⁴⁷ X. P. Zhang,⁵³ Y. Zhang,⁴⁵ Z. Zhang,⁴⁷ J. Zhao,⁴⁰ C. Zhong,⁴⁷ C. Zhou,⁴⁷ X. Zhu,⁵³ Z. Zhu,⁴⁶ M. Zurek,²⁷ and M. Zyzak¹⁶

(STAR Collaboration)

¹Abilene Christian University, Abilene, Texas 79699²AGH University of Science and Technology, FPACS, Cracow 30-059, Poland³Alikhanov Institute for Theoretical and Experimental Physics, Moscow 117218, Russia⁴Argonne National Laboratory, Argonne, Illinois 60439⁵Brookhaven National Laboratory, Upton, New York 11973

- ⁶University of California, Berkeley, California 94720
- ⁷University of California, Davis, California 95616
- ⁸University of California, Los Angeles, California 90095
- ⁹University of California, Riverside, California 92521
- ¹⁰Central China Normal University, Wuhan, Hubei 430079
- ¹¹University of Illinois at Chicago, Chicago, Illinois 60607
- ¹²Creighton University, Omaha, Nebraska 68178
- ¹³Czech Technical University in Prague, FNSPE, Prague 115 19, Czech Republic
- ¹⁴Technische Universität Darmstadt, Darmstadt 64289, Germany
- ¹⁵Eötvös Loránd University, Budapest, Hungary H-1117
- ¹⁶Frankfurt Institute for Advanced Studies FIAS, Frankfurt 60438, Germany
- ¹⁷Fudan University, Shanghai, 200433
- ¹⁸University of Heidelberg, Heidelberg 69120, Germany
- ¹⁹University of Houston, Houston, Texas 77204
- ²⁰Huzhou University, Huzhou, Zhejiang 313000
- ²¹Indiana University, Bloomington, Indiana 47408
- ²²Institute of Physics, Bhubaneswar 751005, India
- ²³University of Jammu, Jammu 180001, India
- ²⁴Joint Institute for Nuclear Research, Dubna 141 980, Russia
- ²⁵Kent State University, Kent, Ohio 44242
- ²⁶University of Kentucky, Lexington, Kentucky 40506-0055
- ²⁷Lawrence Berkeley National Laboratory, Berkeley, California 94720
- ²⁸Lehigh University, Bethlehem, Pennsylvania 18015
- ²⁹Max-Planck-Institut für Physik, Munich 80805, Germany
- ³⁰Michigan State University, East Lansing, Michigan 48824
- ³¹National Research Nuclear University MEPhI, Moscow 115409, Russia
- ³²National Institute of Science Education and Research, HBNI, Jatni 752050, India
- ³³National Cheng Kung University, Tainan 70101
- ³⁴Nuclear Physics Institute of the CAS, Rez 250 68, Czech Republic
- ³⁵Ohio State University, Columbus, Ohio 43210
- ³⁶Institute of Nuclear Physics PAN, Cracow 31-342, Poland
- ³⁷Panjab University, Chandigarh 160014, India
- ³⁸Pennsylvania State University, University Park, Pennsylvania 16802
- ³⁹National Research Centre “Kurchatov Institute”- Institute of High Energy Physics, Protvino 142281, Russia
- ⁴⁰Purdue University, West Lafayette, Indiana 47907
- ⁴¹Pusan National University, Pusan 46241, Korea
- ⁴²Rice University, Houston, Texas 77251
- ⁴³Rutgers University, Piscataway, New Jersey 08854
- ⁴⁴Universidade de São Paulo, São Paulo, Brazil 05314-970
- ⁴⁵University of Science and Technology of China, Hefei, Anhui 230026
- ⁴⁶Shandong University, Qingdao, Shandong 266237
- ⁴⁷Shanghai Institute of Applied Physics, Chinese Academy of Sciences, Shanghai 201800
- ⁴⁸Southern Connecticut State University, New Haven, Connecticut 06515
- ⁴⁹State University of New York, Stony Brook, New York 11794
- ⁵⁰Temple University, Philadelphia, Pennsylvania 19122
- ⁵¹Texas A&M University, College Station, Texas 77843
- ⁵²University of Texas, Austin, Texas 78712
- ⁵³Tsinghua University, Beijing 100084
- ⁵⁴University of Tsukuba, Tsukuba, Ibaraki 305-8571, Japan
- ⁵⁵United States Naval Academy, Annapolis, Maryland 21402
- ⁵⁶Valparaiso University, Valparaiso, Indiana 46383
- ⁵⁷Variable Energy Cyclotron Centre, Kolkata 700064, India
- ⁵⁸Warsaw University of Technology, Warsaw 00-661, Poland
- ⁵⁹Wayne State University, Detroit, Michigan 48201
- ⁶⁰Yale University, New Haven, Connecticut 06520



(Received 12 December 2018; published 14 March 2019)

We report new STAR measurements of the single-spin asymmetries A_L for W^+ and W^- bosons produced in polarized proton-proton collisions at $\sqrt{s} = 510$ GeV as a function of the decay-positron and decay-electron pseudorapidity. The data were obtained in 2013 and correspond to an integrated luminosity of 250 pb^{-1} . The results are combined with previous results obtained with 86 pb^{-1} . A comparison with theoretical expectations based on polarized lepton-nucleon deep-inelastic scattering and prior polarized proton-proton data suggests a difference between the \bar{u} and \bar{d} quark helicity distributions for $0.05 < x < 0.25$. In addition, we report new results for the double-spin asymmetries A_{LL} for W^\pm , as well as A_L for Z/γ^* production and subsequent decay into electron-positron pairs.

DOI: [10.1103/PhysRevD.99.051102](https://doi.org/10.1103/PhysRevD.99.051102)

Understanding the spin structure of the proton in terms of its quark, antiquark, and gluon constituents is of fundamental interest. This description is commonly done using polarized parton distribution functions (PDFs), which can be determined using perturbative QCD techniques and global analyses of data from polarized deep-inelastic lepton-nucleon scattering (DIS) experiments and from high-energy polarized proton-proton scattering experiments at the Relativistic Heavy Ion Collider (RHIC). Recent examples of such PDFs are given in Refs. [1,2]. The data from leptonic W -decays in polarized proton-proton collisions at RHIC [3–7] provide constraints in these global analyses, which now show a flavor asymmetry in the light sea-quark polarizations for parton momentum fractions, $0.05 < x < 0.25$, at hard perturbative scales. The existence of such an asymmetry in the polarized PDFs has been searched for directly in semi-inclusive DIS experiments [8–10] but had thus far been established only in the case of the unpolarized PDFs. There, Drell-Yan measurements [11,12] and DIS measurements [13,14], in particular, have reported large enhancements in the ratio of \bar{d} over \bar{u} antiquark distributions. This has provided a strong impetus for theoretical modeling [15] and renewed measurement [16]. Considerable progress is being made also in lattice-QCD [17].

The leptonic $W^+ \rightarrow e^+\nu$ and $W^- \rightarrow e^-\bar{\nu}$ decay channels provide sensitivity to the helicity distributions of the quarks, Δu and Δd , and antiquarks, $\Delta \bar{u}$ and $\Delta \bar{d}$, that is free of uncertainties associated with nonperturbative fragmentation. The cross sections are well described [18]. The primary observable is the longitudinal single-spin asymmetry $A_L \equiv (\sigma_+ - \sigma_-)/(\sigma_+ + \sigma_-)$ where $\sigma_{+(-)}$ is the cross section when the helicity of the polarized proton beam is positive (negative). At leading order,

$$A_L^{W^+}(y_W) \propto \frac{\Delta \bar{d}(x_1)u(x_2) - \Delta u(x_1)\bar{d}(x_2)}{\bar{d}(x_1)u(x_2) + u(x_1)\bar{d}(x_2)}, \quad (1)$$

$$A_L^{W^-}(y_W) \propto \frac{\Delta \bar{u}(x_1)d(x_2) - \Delta d(x_1)\bar{u}(x_2)}{\bar{u}(x_1)d(x_2) + d(x_1)\bar{u}(x_2)}, \quad (2)$$

where $x_1(x_2)$ is the momentum fraction carried by the colliding quark or antiquark in the polarized (unpolarized) beam. $A_L^{W^+}$ ($A_L^{W^-}$) approaches $-\Delta u/u$ ($-\Delta d/d$) in the very forward region of W rapidity, $y_W \gg 0$, and $\Delta \bar{d}/\bar{d}$ ($\Delta \bar{u}/\bar{u}$) in the very backward region of W rapidity, $y_W \ll 0$. The observed positron and electron pseudorapidities, η_e , are related to y_W and to the decay angle of the positron and electron in the W rest frame [19]. Higher-order corrections to $A_L(\eta_e)$ are known [20–22] and have been incorporated into the aforementioned global analyses.

In this article, we report new measurements of the single-spin asymmetries for decay positrons and electrons from W^\pm bosons produced in longitudinally polarized proton-proton collisions at a center-of-mass energy of $\sqrt{s} = 510$ GeV. In addition, we report new results for the double-spin asymmetries A_{LL} for W^\pm and A_L for Z/γ^* production. The data were recorded in the year 2013 by the STAR collaboration and correspond to an integrated luminosity of about 250 pb^{-1} . The polarizations of the two incident proton beams were measured using Coulomb-nuclear interference proton-carbon polarimeters, which were calibrated with a polarized hydrogen gas-jet target [23]. The luminosity-weighted beam polarization was $P = 0.56$, with a relative scale uncertainty of 3.3% for the single-beam polarization and 6.4% for the product of the polarizations from both beams. The figure-of-merit, $P^2\mathcal{L}$ for single-spin asymmetry measurements, is higher by a factor of three for the 2013 data compared to the results [4] from the 2011 and 2012 data.

This measurement and analysis made use of essentially the same apparatus and techniques as described in Refs. [3,4,18]. As before, the subsystems of the STAR detector [24] used in this measurement are the Time Projection Chamber [25] (TPC), which provides charged particle tracking for pseudorapidities $|\eta| \lesssim 1.3$, and the Barrel [26] and Endcap [27] Electromagnetic Calorimeters

(BEMC, EEMC). These lead-scintillator sampling calorimeters are segmented into optically isolated towers that cover the full azimuthal angle, ϕ , for mid and forward pseudorapidity, $|\eta| < 1.0$ and $1.1 < \eta < 2.0$, respectively. They provide the online triggering requirements to initiate the data recording. The trigger accepted events if a transverse energy $E_T > 12(10)$ GeV was observed in a region $\Delta\eta \times \Delta\phi \simeq 0.1 \times 0.1$ of the BEMC (EEMC). Events were kept in the analysis if their collision vertex along the beam axis, determined from tracks reconstructed in the TPC, was within ± 100 cm of the center of the STAR detector. The vertex distribution along the beam axis was approximately Gaussian with an RMS width of 47 cm.

The W^\pm bosons were detected via their decay into positrons and electrons, $W^+ \rightarrow e^+ \nu$ and $W^- \rightarrow e^- \bar{\nu}$. These events are characterized by an isolated e^+ or e^- with high transverse momentum, p_T , accompanied by a high p_T neutrino, ν , or antineutrino, $\bar{\nu}$. Since the ν and $\bar{\nu}$ escape detection, this leads to a characteristically large p_T imbalance in these events.

Candidate W -decay positrons or electrons were identified at midrapidity (forward rapidity) by a high p_T TPC track associated with the primary event collision vertex pointing to a matching tower cluster in the BEMC (EEMC) with high energy. Candidate tracks at midrapidity (forward rapidity) were required to have at least 15 (5) TPC hits to ensure good track quality, and the ratio of the number of hits in the fit to the number of possible hits was required to be more than 0.51 to avoid splitting tracks. A threshold was imposed on the transverse momentum of the particle track, $p_T > 10$ (7) GeV/ c .

Of the four possible 2×2 calorimeter tower clusters containing the tower that was hit at its front face by the high- p_T positron or electron, the cluster with the largest total energy was used to determine the positron or electron transverse energy, E_T^e . This energy was required to exceed 14 GeV. The distance between the track and the center position of the tower cluster was required to be less than 7 (10) cm at the front face of the BEMC (EEMC).

Unlike background events, signal events have a characteristic isolated transverse energy deposit from the decay positron or electron of about 40 GeV, approximately half the W mass, and a large imbalance in the total observed transverse energy as mentioned above. QCD backgrounds were suppressed using selections based on kinematic and topological differences between leptonic W -decay events and QCD processes. To identify isolated high- p_T decay positrons or electrons, and discriminate against jets, the ratio of E_T^e to the total energy in a 4×4 BEMC (EEMC) cluster centered on and including the candidate 2×2 tower cluster was required to be greater than 95%(96%). In addition, the ratio of E_T^e to the transverse energy $E_T^{\Delta R < 0.7}$ in a cone of radius of $\Delta R = \sqrt{\Delta\eta^2 + \Delta\phi^2} < 0.7$ around the candidate track was required to be greater than 88%. The transverse energy $E_T^{\Delta R < 0.7}$ was determined by summing

the BEMC and EEMC E_T and the TPC track p_T within the cone. This selection thus suppressed jet-like events. In addition, in the EEMC acceptance, an isolation cut based on the energy deposited in the two layers of the EEMC Shower Maximum Detector (ESMD) [27] was used. The ESMD can be used to measure the transverse profile of the electromagnetic shower and thereby discriminate between the narrow transverse profile of an isolated (signal) positron or electron shower and the typically wider distribution observed in QCD (background) events. This was done by requiring that the ratio of total energy deposited in ESMD strips within ± 1.5 cm of the central strip pointed to by a TPC track to the energy deposited in strips within ± 10 cm, R_{ESMD} , was greater than 0.7.

In addition, the characteristic transverse energy imbalance of signal events was used to further suppress backgrounds. A p_T -balance vector, \vec{p}_T^{bal} , defined as the vector-sum of the decay positron or electron candidate \vec{p}_T^e vector plus the sum of the \vec{p}_T vectors for all reconstructed jets whose axes are outside a cone radius of $\Delta R = 0.7$ around the candidate decay positron or electron, was computed for each event. Jets were reconstructed for this purpose using an anti- k_T algorithm [28] with a resolution parameter $R = 0.6$ from towers (tracks) with E_T (p_T) > 0.2 GeV/ c . Reconstructed jets were required to have $p_T > 3.5$ GeV/ c . A scalar signed p_T -balance variable, defined as $(\vec{p}_T^e \cdot \vec{p}_T^{\text{bal}})/|\vec{p}_T^e|$, was then computed and required to be larger than 14 (20) GeV/ c for candidate events in the BEMC (EEMC) to be retained in the analysis. Complementary to the signed p_T -balance cut, it was required that the total transverse energy opposite in azimuth to the candidate positron or electron in the BEMC, $-0.7 < \Delta\phi - \pi < 0.7$, did not exceed 11 GeV. This further reduced QCD dijet background in cases when a sizable fraction of the energy for one of the jets was not observed due to detector effects.

Candidate positrons or electrons that passed the above selection cuts were then sorted by charge-sign, determined from the curvature of the TPC tracks in the solenoidal magnetic field. Figure 1(a) and 1(b) show the distribution of the reconstructed charge-sign, $Q = \pm 1$, multiplied by

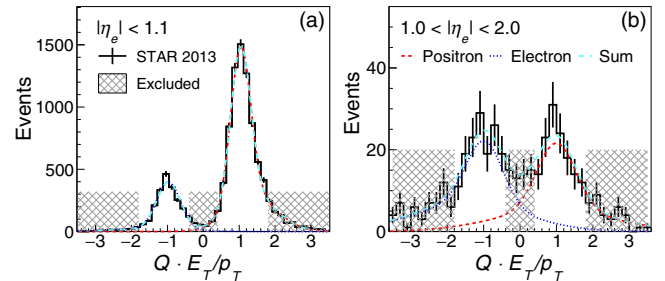


FIG. 1. Distribution of the product of Q , the TPC reconstructed charge-sign, and E_T/p_T in the BEMC (a) and EEMC (b) regions. The positron (red) and electron (blue) candidate events have been fitted with double-Gaussian distributions. The excluded regions are marked by hatched shades.

the ratio of E_T^e observed in the BEMC and EEMC to p_T^e determined with the TPC for events in the signal region, $25 < E_T^e < 50$ GeV. The relative yields of the W^+ and W^- follow the pseudorapidity dependence of the cross-section ratio. The distributions were each fitted with two double-Gaussian template shapes, determined from a Monte Carlo simulated W sample, to estimate the reconstructed charge-sign purity. The amplitudes of the Gaussians were fitted to the data, as was the central position of the narrower Gaussian in each of the templates. The remaining parameters were fixed by studies in which simulated $W^+ \rightarrow e^+\nu$ and $W^- \rightarrow e^-\bar{\nu}$ events were embedded (c.f. the paragraph below) in zero-bias data. The hatched regions, $|Q \cdot E_T/p_T| < 0.4$ and $|Q \cdot E_T/p_T| > 1.8$, were excluded to remove tracks with poorly reconstructed p_T and to reduce contamination from events with opposite charge-sign. This contamination is negligible at midrapidity, but increases to 9.6% and 12.0% for W^+ and W^- candidate events, respectively, in the EEMC region. The forward A_L values were corrected for this contamination using the asymmetries observed in the data.

Figure 2 shows the distributions of W^+ and W^- yields as a function of E_T^e for the four central η_e intervals considered in this analysis, along with the estimated residual background contributions from electroweak and QCD processes. The residual electroweak backgrounds are predominantly due to $W^\pm \rightarrow \tau^\pm \nu_\tau$ and $Z/\gamma^* \rightarrow e^+e^-$. These contributions were estimated from Monte Carlo simulations, using events generated with PYTHIA 6.4.28 [29] and the “Perugia 0” tune [30] that passed through a GEANT 3 [31] model of the STAR detector, and were subsequently embedded into STAR zero-bias data. The simulated samples were normalized to the W data using the known integrated luminosity. The TAUOLA package was used for

the polarized τ^\pm decay [32]. Residual QCD dijet background in which one of the jets pointed to uninstrumented pseudorapidity regions was estimated using two separate procedures. The contribution from e^\pm candidate events with an opposite-side jet fragment in the uninstrumented region $-2 < \eta < -1.1$ was estimated by studying such data in the EEMC, which instruments the region $1.1 < \eta < 2$. This is referred to as the “Second EEMC” procedure. Residual background from the uninstrumented region $|\eta| > 2$ was estimated by studying events that satisfy all isolation criteria, but do not satisfy the cuts on the scalar signed p_T -balance variable. This is referred to as the “Data-driven QCD” procedure. To assess the background remaining in the signal region, the E_T distribution of this background-dominated sample was normalized to the signal candidate distribution that remained after all other background contributions had been removed for E_T values between 14 and 18 GeV. Additional aspects of both procedures are described in Refs. [3,18].

Figure 3 shows the charge-separated distributions in the EEMC region as a function of the signed p_T -balance variable, together with the estimated residual background contributions. Residual electroweak backgrounds for these regions were estimated in the same way as for the midrapidity data. Residual QCD backgrounds were estimated using the ESMD, where the isolation parameter R_{ESMD} was required to be less than 0.6 for QCD background events. The shape was determined for each charge-sign separately and normalized to the measured yield in the region where the signed p_T -balance variable was between -8 and 8 GeV/ c . This region is dominated by QCD backgrounds.

At RHIC, there are four helicity configurations for the two longitudinally-polarized proton beams: $++$, $+-$, $-+$,

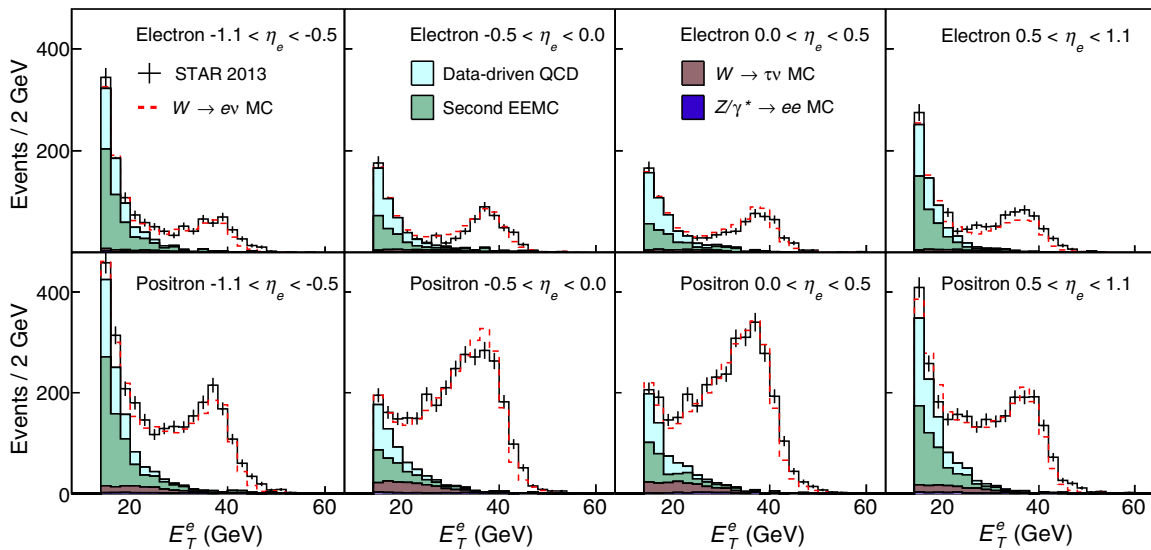


FIG. 2. E_T^e distribution of electron (top) and positron (bottom) candidates (black crosses), background contributions, and sum of backgrounds and $W \rightarrow e\nu$ MC signal (red-dashed) in the BEMC region.

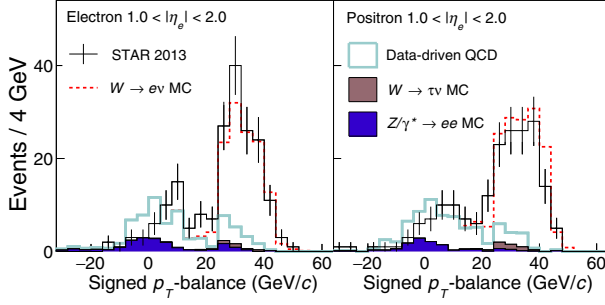


FIG. 3. Signed p_T -balance distribution for electron (left) and positron (right) candidates (black crosses), background contributions, and sum of backgrounds and $W \rightarrow e\nu$ MC signal (red-dashed) in the EEMC region.

and $---$. The data from these four configurations can be combined such that the net polarization for one beam effectively averages to zero, while maintaining high polarization in the other. The longitudinal single-spin asymmetry A_L for the combination in which the first beam is polarized and the second carries no net polarization was determined from

$$A_L = \frac{1}{\beta P} \frac{R_{++}N_{++} + R_{+-}N_{+-} - R_{-+}N_{-+} - R_{--}N_{--}}{R_{++}N_{++} + R_{+-}N_{+-} + R_{-+}N_{-+} + R_{--}N_{--}}, \quad (3)$$

where β is the signal purity, P is the average beam polarization, and R and N are the normalizations for relative luminosity and the raw W^\pm yields, respectively, for the helicity configurations indicated by the subscripts. The relative luminosities were obtained from a large QCD sample that exhibits no significant single-spin asymmetry. Typical values were between 0.993 and 1.009. The purity was evaluated from the aforementioned signal and background contributions and was found to be between 83% and 98%. A_L was determined in a similar way for the combination in which the second beam is polarized and the first carries no net polarization, and the values for the two combinations were then combined.

The A_L results for W^+ and W^- from the data sample recorded by STAR in 2013 are shown in Fig. 4 as a function of η_e . The vertical error bars show the size of the statistical uncertainties, including those associated with the correction for the wrong charge-sign in the case of the points at $|\eta_e| \approx 1.2$. The previously published STAR data [4] are shown for comparison. Shown also are the A_L data on high-energy forward decay muons and midrapidity positrons or electrons from combined W and Z/γ^* production by the PHENIX experiment with their statistical and systematic uncertainties as a function of η_μ and η_e , respectively [6,7].

The size of systematic uncertainties associated with BEMC and EEMC gain calibrations (5% variation) and the data-driven QCD background are indicated by the boxes.

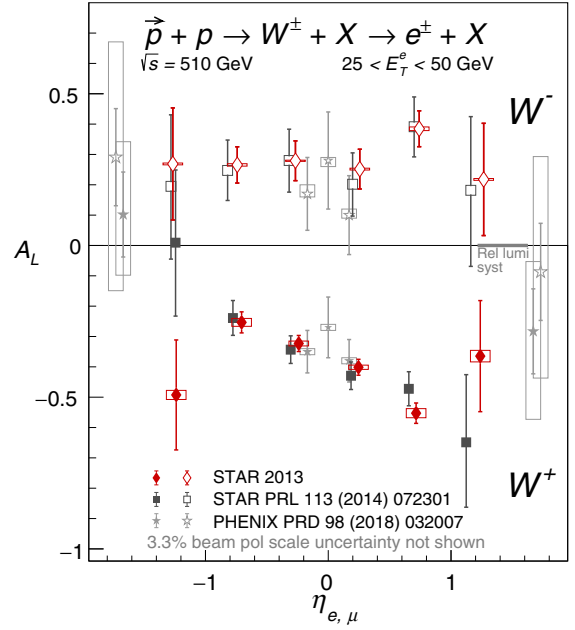


FIG. 4. Longitudinal single-spin asymmetries, A_L , for W^\pm production as a function of the positron or electron pseudorapidity, η_e , separately for the STAR 2011 + 2012 (black squares) and 2013 (red diamonds) data samples for $25 < E_T^e < 50$ GeV. The 2011 + 2012 results have been offset to slightly smaller η values for clarity. Shown also are the final asymmetries for high-energy decay leptons from W and Z/γ^* production from the PHENIX central arms as a function of η_e and from the muon-arms as a function of η_μ with their statistical and systematic uncertainties [6,7].

The gray band shown along the $A_L = 0$ line indicates the size of the systematic uncertainty from the determination of relative luminosity, and is correlated among all the points. The 3.3% relative systematic uncertainty from beam polarization measurement is not shown. Table I gives the results for A_L , as well as for the longitudinal double-spin asymmetry $A_{LL} \equiv (\sigma_{++} + \sigma_{--} - \sigma_{+-} - \sigma_{-+}) / (\sigma_{++} + \sigma_{--} + \sigma_{+-} + \sigma_{-+})$, where the subscripts denote the helicity configurations. The new $W^\pm A_{LL}$ data are consistent with previously published STAR data [4] and have better precision. $W^\pm A_{LL}$ is sensitive to quark and antiquark polarizations, albeit less so than A_L , and has been proposed for tests of consistency and positivity constraints [33,34].

The new $W^\pm A_L$ data are consistent with the previously published results, and have statistical uncertainties that are 40%–50% smaller. The combined STAR data are shown in Fig. 5 and compared with expectations based on the DSSV14 [2], NNPDFpol1.1 [1] and BS15 [35] PDFs evaluated using the next-to-leading order CHE [21] and fully resummed RHICBOS [22] codes. The NNPDFpol1.1 analysis, unlike DSSV14 and BS15, includes the STAR 2011 + 2012 W^\pm data [4], which reduces in particular the uncertainties for W^- expectations at negative η . To assess the impact, the STAR 2013 data were used in the

TABLE I. Longitudinal single- and double-spin asymmetries, A_L and A_{LL} , for W^\pm production obtained from the STAR 2013 data sample, as well as the combination of 2013 with 2011 + 2012 results. The longitudinal single-spin asymmetry is measured for six decay positron or electron pseudorapidity intervals. The longitudinal double-spin asymmetry was determined in the same intervals and the results for the same absolute pseudorapidity value were combined. The systematic uncertainties include all contributions and thus also include the point-by-point correlated uncertainties from the relative luminosity and beam polarization measurements that are broken out separately in Figs. 4 and 5.

$\langle \eta_e \rangle$	$A_L \pm \sigma_{\text{stat}} \pm \sigma_{\text{syst}}$		$A_{LL} \pm \sigma_{\text{stat}} \pm \sigma_{\text{syst}}$	
	2013	2011–2013	2013	2011–2013
W^+	−1.24	$-0.493 \pm 0.181 \pm 0.022$	$-0.312 \pm 0.145 \pm 0.017$	
	−0.72	$-0.255 \pm 0.035 \pm 0.016$	$-0.251 \pm 0.030 \pm 0.014$	
	−0.25	$-0.327 \pm 0.027 \pm 0.014$	$-0.331 \pm 0.023 \pm 0.014$	
	0.25	$-0.406 \pm 0.027 \pm 0.016$	$-0.412 \pm 0.023 \pm 0.016$	$0.039 \pm 0.049 \pm 0.014$
	0.72	$-0.557 \pm 0.034 \pm 0.024$	$-0.534 \pm 0.029 \pm 0.022$	$0.049 \pm 0.063 \pm 0.014$
	1.24	$-0.365 \pm 0.183 \pm 0.023$	$-0.482 \pm 0.140 \pm 0.022$	$-0.052 \pm 0.331 \pm 0.044$
W^-	−1.27	$0.269 \pm 0.185 \pm 0.010$	$0.241 \pm 0.146 \pm 0.010$	
	−0.74	$0.264 \pm 0.060 \pm 0.010$	$0.260 \pm 0.051 \pm 0.010$	
	−0.27	$0.282 \pm 0.066 \pm 0.010$	$0.281 \pm 0.056 \pm 0.011$	
	0.27	$0.254 \pm 0.066 \pm 0.010$	$0.239 \pm 0.056 \pm 0.010$	$0.067 \pm 0.120 \pm 0.025$
	0.74	$0.383 \pm 0.059 \pm 0.015$	$0.385 \pm 0.051 \pm 0.014$	$-0.096 \pm 0.107 \pm 0.026$
	1.27	$0.218 \pm 0.185 \pm 0.009$	$0.205 \pm 0.148 \pm 0.009$	$-0.133 \pm 0.331 \pm 0.061$

reweighting procedure of Refs. [36,37] with the 100 publicly available NNPDFpol1.1 PDFs. The results from this reweighting, taking into account the total uncertainties of the STAR 2013 data and their correlations [38], are shown in Fig. 5 as the blue hatched bands. The NNPDFpol1.1 uncertainties [1] are shown as the green

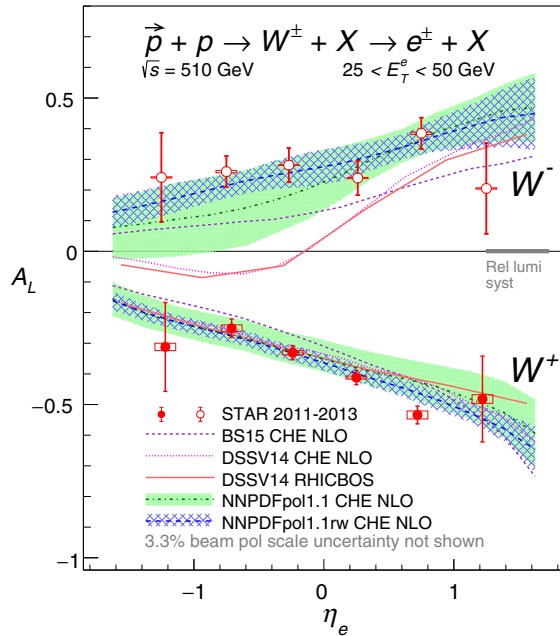


FIG. 5. Longitudinal single-spin asymmetries, A_L , for W^\pm production as a function of the positron or electron pseudorapidity, η_e , for the combined STAR 2011 + 2012 and 2013 data samples for $25 < E_T^e < 50$ GeV (points) in comparison to theory expectations (curves and bands) described in the text.

bands for comparison. Figure 6 shows the corresponding differences of the light sea-quark polarizations versus x at a scale of $Q^2 = 10$ (GeV/c)². The data confirm the existence of a sizable, positive $\Delta \bar{u}$ in the range $0.05 < x < 0.25$ [4] and the existence of a flavor asymmetry in the polarized quark sea.

In addition, A_L was determined for Z/γ^* production from a sample of 274 electron-positron pairs with $70 < m_{e^+e^-} < 110$ GeV/c². The e^+ and e^- were each required to be isolated, have $|\eta_e| < 1.1$, and $E_T^e > 14$ GeV. The result, $A_L^{Z/\gamma^*} = -0.04 \pm 0.07$, is consistent with that in Ref. [4] but with half the statistical uncertainty.

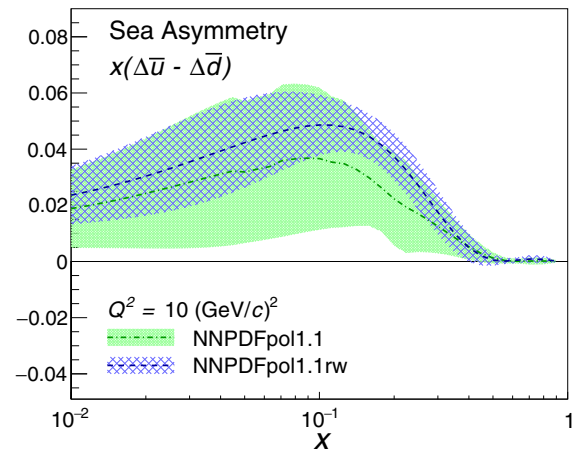


FIG. 6. The difference of the light sea-quark polarizations as a function of x at a scale of $Q^2 = 10$ (GeV/c)². The green band shows the NNPDFpol1.1 results [1] and the blue hatched band shows the corresponding distribution after the STAR 2013 W^\pm data are included by reweighting.

The systematic uncertainty is negligible compared to the statistical uncertainty. This result is also consistent with theoretical expectations, $A_L^{Z/\gamma^*} = -0.08$ from DSSV14 [2] and $A_L^{Z/\gamma^*} = -0.04$ from NNPDFpol1.1 [1].

In summary, we report new STAR measurements of longitudinal single-spin and double-spin asymmetries for W^\pm and single-spin asymmetry for Z/γ^* bosons produced in polarized proton-proton collisions at $\sqrt{s} = 510$ GeV. The production of weak bosons in these collisions and their subsequent leptonic decay is a unique process to delineate the quark and antiquark polarizations in the proton by flavor. The A_L data for W^+ and W^- , combined with previously published STAR results, show a significant preference for $\Delta\bar{u}(x, Q^2) > \Delta\bar{d}(x, Q^2)$ in the fractional momentum range $0.05 < x < 0.25$ at a scale of $Q^2 = 10$ (GeV/c)². This is opposite to the flavor asymmetry observed in the spin-averaged quark-sea distributions.

We thank the RHIC Operations Group and RCF at BNL, the NERSC Center at LBNL, and the Open Science Grid consortium for providing resources and support. This work was supported in part by the Office of Nuclear Physics within the U.S. Department of Energy Office of Science, the U.S. National Science Foundation, the Ministry of High Education and Science of the Russian Federation, National Natural Science Foundation of China, Chinese Academy of Science, the Ministry of Science and Technology of China and the Chinese Ministry of Education, the National Research Foundation of Korea, Czech Science Foundation and Ministry of Education, Youth and Sports of the Czech Republic, Department of Atomic Energy and Department of Science and Technology of the Government of India, the National Science Centre of Poland, the Ministry of Science, Education and Sports of the Republic of Croatia, RosAtom of Russia and German Bundesministerium für Bildung, Wissenschaft, Forschung und Technologie (BMBF) and the Helmholtz Association.

-
- [1] E. R. Nocera, R. D. Ball, S. Forte, G. Ridolfi, and J. Rojo (NNPDF Collaboration), *Nucl. Phys.* **B887**, 276 (2014).
 - [2] D. de Florian, R. Sassot, M. Stratmann, and W. Vogelsang, *Phys. Rev. Lett.* **113**, 012001 (2014).
 - [3] M. M. Aggarwal *et al.* (STAR Collaboration), *Phys. Rev. Lett.* **106**, 062002 (2011).
 - [4] L. Adamczyk *et al.* (STAR Collaboration), *Phys. Rev. Lett.* **113**, 072301 (2014).
 - [5] A. Adare *et al.* (PHENIX Collaboration), *Phys. Rev. Lett.* **106**, 062001 (2011).
 - [6] A. Adare *et al.* (PHENIX Collaboration), *Phys. Rev. D* **93**, 051103 (2016).
 - [7] A. Adare *et al.* (PHENIX Collaboration), *Phys. Rev. D* **98**, 032007 (2018).
 - [8] B. Adeva *et al.* (Spin Muon Collaboration), *Phys. Lett. B* **420**, 180 (1998).
 - [9] A. Airapetian *et al.* (HERMES Collaboration), *Phys. Rev. D* **71**, 012003 (2005).
 - [10] M. G. Alekseev *et al.* (COMPASS Collaboration), *Phys. Lett. B* **693**, 227 (2010).
 - [11] A. Baldit *et al.* (NA51 Collaboration), *Phys. Lett. B* **332**, 244 (1994).
 - [12] R. S. Towell *et al.* (NuSea Collaboration), *Phys. Rev. D* **64**, 052002 (2001).
 - [13] M. Arneodo *et al.* (New Muon Collaboration), *Nucl. Phys.* **B483**, 3 (1997).
 - [14] K. Ackerstaff *et al.* (HERMES Collaboration), *Phys. Rev. Lett.* **81**, 5519 (1998).
 - [15] S. Kumano, *Phys. Rep.* **303**, 183 (1998) and references therein.
 - [16] P. E. Reimer (Fermilab SeaQuest Collaboration), *J. Phys. Conf. Ser.* **295**, 012011 (2011).
 - [17] H. W. Lin *et al.*, *Prog. Part. Nucl. Phys.* **100**, 107 (2018) and references therein.
 - [18] L. Adamczyk *et al.* (STAR Collaboration), *Phys. Rev. D* **85**, 092010 (2012).
 - [19] G. Bunce, N. Saito, J. Soffer, and W. Vogelsang, *Annu. Rev. Nucl. Part. Sci.* **50**, 525 (2000).
 - [20] F. Ringer and W. Vogelsang, *Phys. Rev. D* **91**, 094033 (2015).
 - [21] D. de Florian and W. Vogelsang, *Phys. Rev. D* **81**, 094020 (2010).
 - [22] P. M. Nadolsky and C. Yuan, *Nucl. Phys.* **B666**, 31 (2003).
 - [23] RHIC Polarimetry Group, The RHIC Polarimetry Group, BNL-209057-2018-TECH, C-A/AP/609 (2018), <https://public.bnl.gov/docs/cad/Documents/RHIC%20polarization%20for%20Runs%209-17.pdf>.
 - [24] K. H. Ackermann *et al.*, *Nucl. Instrum. Methods Phys. Res., Sect. A* **499**, 624 (2003).
 - [25] M. Anderson *et al.*, *Nucl. Instrum. Methods Phys. Res., Sect. A* **499**, 659 (2003).
 - [26] M. Beddo *et al.*, *Nucl. Instrum. Methods Phys. Res., Sect. A* **499**, 725 (2003).
 - [27] C. E. Allgower *et al.*, *Nucl. Instrum. Methods Phys. Res., Sect. A* **499**, 740 (2003).
 - [28] M. Cacciari, G. P. Salam, and G. Soyez, *J. High Energy Phys.* **04** (2008) 063.
 - [29] T. Sjostrand, S. Mrenna, and P. Z. Skands, *J. High Energy Phys.* **05** (2006) 026.
 - [30] P. Z. Skands, *Phys. Rev. D* **82**, 074018 (2010).
 - [31] R. Brun *et al.*, *GEANT: Detector Description and Simulation Tool*, CERN Program Library; W5013 (CERN, Geneva, 1993), p. 430.
 - [32] P. Golonka, B. Kersevan, T. Pierzchała, E. Richter-Wąs, Z. Wąs, and M. Worek, *Comput. Phys. Commun.* **174**, 818 (2006).

- [33] W. C. Chang and J. C. Peng, *Prog. Part. Nucl. Phys.* **79**, 95 (2014).
- [34] Z.-B. Kang and J. Soffer, *Phys. Rev. D* **83**, 114020 (2011).
- [35] C. Bourrely and J. Soffer, *Nucl. Phys.* **A941**, 307 (2015).
- [36] R. D. Ball, V. Bertone, F. Cerutti, L. Del Debbio, S. Forte, A. Guffanti, J. I. Latorre, J. Rojo, and M. Ubiali (NNPDF Collaboration), *Nucl. Phys.* **B849**, 112 (2011); **854**, 926(E) (2012); **855**, 927(E) (2012).
- [37] R. D. Ball, V. Bertone, F. Cerutti, L. Del Debbio, S. Forte, A. Guffanti, N. P. Hartland, J. I. Latorre, J. Rojo, and M. Ubiali (NNPDF Collaboration), *Nucl. Phys.* **B855**, 608 (2012).
- [38] See Supplemental Material at <http://link.aps.org/supplemental/10.1103/PhysRevD.99.051102>, for the correlation matrix.