

# A Progress Bar for the JPF Search Using Program Executions

Kaiyuan Wang, Hayes Converse, Milos Gligoric, Sasa Misailovic\*, and Sarfraz Khurshid  
University of Texas at Austin, \*University of Illinois at Urbana-Champaign  
{kaiyuanw, hayesconverse, gligoric, khurshid}@utexas.edu, misailo@illinois.edu

## ABSTRACT

Software model checkers, such as JPF, are routinely used to explore executions of programs that have very large state spaces. Sometimes the exploration can take a significant amount of time before a bug is found or the checking is complete, in which case the user must patiently wait, possibly for quite some time, to learn the result of checking. A *progress bar* that accurately shows the status of the search provides the user useful feedback about the time expected for the search to complete. This paper introduces *JPFBar*, a novel technique to estimate the percentage of work done by the JPF search by computing *weights* for the execution paths it explores and summing up the weights. JPFBar is embodied into a listener that prints a progress bar during JPF execution. An experimental evaluation using a variety of Java subjects shows that JPFBar provides accurate information about the search's progress and fares well in comparison with a state-based progress estimator that is part of the standard JPF distribution. We implement JPFBar as a JPF listener and it is available at <https://github.com/kaiyuanw/JPFBar>.

## Keywords

Search progress bar; model counting; JPF

## 1. INTRODUCTION

Software model checking [Godefroid 1997, Visser et al. 2000, Corbett et al. 2000] today is a well-established method for systematically analyzing behavioral correctness of software systems. Modern model checkers, such as Java PathFinder (JPF) [Visser et al. 2000], readily handle complexities of advanced programming language constructs, e.g., JPF handles all of Java bytecode. However, checking complex software systems that have very large state spaces can still take state-of-the-art model checkers that have sophisticated pruning techniques, such as partial order reductions [Clarke et al. 1999], quite some time to report a bug or complete the checking. Due to the underlying complexity of the core model checking problem, during the run of a model checker, it is hard for the user to determine when that run may terminate. Indeed, sometimes the user may be compelled to terminate the analysis out of frustration without gaining much insight into the percentage of work that has been done before the termination.

A *progress bar* that accurately predicts the state of the run of a model checker can provide a valuable practical tool that not only enhances the overall user experience with their model checker but also provides useful technical feedback. However, designing an accurate progress bar for a software model checker is a challenging problem. A key issue is that for many non-trivial systems the *shape* of the state space of the system is only known once the analysis is complete, which makes accurately determining how much *work* is remaining hard.

In this paper we study the problem of defining a progress bar for JPF and report on our work that introduces *JPFBar*, a novel technique to quantify the work completed by JPF search. Our key insight is that since an explicit-state model checker like JPF actually executes and checks (many) program behaviors, a useful progress bar can be based on the program executions that are explored by the model checker. Specifically, for each *complete* execution path that JPF explores, JPFBar computes the progress with respect to that path and adds it to the overall progress made so far. Conceptually, JPFBar assigns each path a *weight* based on the non-deterministic choices in the system under test. Specifically, the weight of each path is the reciprocal of the product of the numbers of non-deterministic choices along that path. Thus, each weight is a number between 0 and 1, and can be calculated independently of the other paths explored. Moreover, the progress is *monotonic*, i.e., the overall progress grows monotonically, between 0 and 1 (i.e., 100%). Since JPFBar calculates the progress simply based on the execution paths explored, it naturally supports the different search strategies in JPF, including the various heuristic searches. Moreover, JPFBar handles state space graphs that may not be acyclic, e.g., when two unique paths in the graph lead to the same state, which JPF can detect when state matching is turned on.

We embody JPFBar as a JPF *listener* on top of the JPF core, which in principle allows it to function with existing JPF extensions. We evaluate JPFBar using a suite of benchmarks that have state spaces with various characteristics, e.g., some have uniform branching and some have highly skewed branching. The results show that JPFBar introduces a promising approach for estimating the model checker's progress. Moreover, we compare JPFBar with a previous progress reporting technique, namely the *StateCountEstimator* listener, which is a part of the standard JPF distribution and reports monotonic progress based on the number of states explored. Experimental results show that JPFBar compares well with *StateCountEstimator* for the standard depth-first search. Also, we find that the *StateCountEstimator* listener only supports the depth-first search strategy.

This paper makes the following contributions:

- **Path-based progress bar.** It introduces the idea of measuring the progress of an explicit state model checker using the execution paths it explores.
- **Technique.** It introduces JPFBar, a novel progress bar that handles various search strategies and heuristics, as well as state space graphs that may or may not be acyclic. We make JPFBar publicly available at <https://github.com/kaiyuanw/JPFBar>.
- **Evaluation.** It experimentally evaluates JPFBar to demon-

```

import gov.nasa.jpf.vm.Verify;
public class TwoChoices {
    public static void main(String[] a) {
        System.out.println(
            "<" + Verify.getInt(1, 3) +
            ", " + Verify.getInt(1, 2) + ">");
    }
}

```

(a) Example with 2 non-deterministic choices (b) JPF

Figure 1: Example program and JPF output

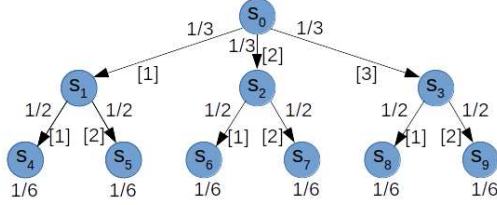


Figure 2: State-space graph for the example program.

<1,1>	<1,1>
<1,2>	<1,2>
State: 3 / 9,223,372,036,854,775,807 (0.000000%)	[PATH]: 1 / 6 (16.6667%)
	[PATH]: 2 / 6 (33.3333%)
<2,1>	<2,1>
<2,2>	<2,2>
State: 6 / 18 (33.3333%)	[PATH]: 3 / 6 (50.0000%)
<3,1>	[PATH]: 4 / 6 (66.6667%)
<3,2>	<3,1>
State: 9 / 13 (66.6667%)	[PATH]: 5 / 6 (83.3333%)
State: 9 / 9 (100.0000%)	[PATH]: 6 / 6 (100.0000%)
State: 9 / 9 (100.0000%)	

(a) StateCountEstimator (b) JPFBar

Figure 3: Progress output – depth-first search

strate its potential usefulness.

An accurate progress bar can indeed serve as a key tool that enhances the practical usability of model checkers and, more generally, other tools that handle very large exploration spaces, e.g., constraint solvers [Boyapati et al. 2002, Eén and Sörensson 2003], decision procedures [de Moura and Björner 2008], and program analyzers [King 1976]. We believe JPFBar provides a promising technique for explicit-state model checkers in general and JPF in particular, and in future work can provide a basis for more accurate state coverage estimators that serve as practical metrics for evaluating different search strategies or even checking techniques.

## 2. EXAMPLE

This section illustrates JPFBar using a simple example that makes two non-deterministic choices (Figure 1a). The `TwoChoices` example program simply creates two choice generators and prints a pair of integers where the first integer ranges from 1 to 3 and the second integer ranges from 1 to 2. If we run JPF against the example, we will observe 6 pairs of integers (Figure 1b).

Figure 2 shows the state-space graph for the `TwoChoices` program. Each edge represents a non-deterministic choice and is labeled with (1) the weight that is used to calculate the progress for the paths that contain that edge; and (2) the choice (in square brackets) represented by that edge. Each leaf node is labeled with the weight of the corresponding path, i.e., the incremental progress that JPFBar computes for that path. The graph has 10 states ( $s_0, s_1, \dots, s_9$ ), of which 6 states ( $s_4, \dots, s_9$ ) are *end* states.

As its default search strategy, JPF uses depth-first search (DFS),

State: 0 / 0 (100.000%)	<1,1>
<1,1>	<1,2>
<1,2>	[PATH]: 1 / 6 (16.6667%)
<2,1>	<2,1>
<2,2>	[PATH]: 2 / 6 (33.3333%)
<3,1>	<2,2>
<3,2>	[PATH]: 3 / 6 (50.0000%)
	<3,1>
	[PATH]: 4 / 6 (66.6667%)
	<3,2>
	[PATH]: 5 / 6 (83.3333%)
	[PATH]: 6 / 6 (100.000%)

(a) StateCountEstimator (b) JPFBar

Figure 4: Progress output – breadth-first search

which is implemented in class `gov.nasa.jpf.search.DFSearch`. Figure 3a and Figure 3b show the JPF output for DFS of the main method using the traditional `StateCountEstimator` listener and our JPFBar listener, respectively. The `StateCountEstimator` listener prints the progress information periodically in the format of “State: \$X / \$Y (\$Z%)”, where \$X is the number of states explored so far, \$Z is an estimated progress percentage, and \$Y is computed by  $\$X / \$Z$ ; in addition to state information, `StateCountEstimator` also prints time information, which we omit here. JPFBar prints the progress information periodically in the format of “[Path] \$X / \$Y (\$Z%)”, where \$X is the number of paths explored so far, \$Z is an estimated progress percentage, and \$Y is computed by  $\$X / \$Z$ . For this example, JPFBar’s progress information is more evenly distributed and accurate w.r.t. the program output compared to the `StateCountEstimator` listener.

In addition to DFS, JPF supports various searches, e.g., breadth-first search (BFS) (in the `gov.nasa.jpf.search.heuristic` package). Figure 4b shows the JPF output with respect to BFS of the main method using our JPFBar listener. In comparison, the traditional `StateCountEstimator` listener does not support BFS (or other searches in `gov.nasa.jpf.search.heuristic`) and outputs just “State: 0 / 0 (100.000%)”.

## 3. TECHNIQUE

This section presents our JPFBar technique. While our focus here is the Java PathFinder (JPF) model checker, the core JPFBar technique can be applied to other explicit-state model checkers.

JPFBar introduces an *execution-based* technique to report the JPF model checker’s progress. For each *complete* execution path that JPF explores, i.e., paths that terminate in an end state, JPFBar computes the progress for that path as its *weight* based on the path’s branching structure with respect to the non-deterministic choices along that path. More precisely, let  $p$  be a complete execution path that consists of the following sequence of non-deterministic choices:  $\langle c_1, \dots, c_k \rangle$ , where  $c_i$  is a choice out of  $t_i$  total choices. The weight of  $p$ , written  $weight(p)$  then is  $\frac{1}{t_1 \times \dots \times t_k}$ . JPFBar incrementally computes the overall search progress as each execution path is explored by JPF and reports the progress as a percentage (starting at 0%) at the end of each path.

Since the weight is divided evenly amongst all of a state’s children, at any state  $s$ , the weight of its children adds up to the weight of  $s$ . We assign the weight of the root to be 1, so the weight of all paths sums to 1.

JPFBar handles state-space graphs that are acyclic as well as graphs that are not acyclic. If the graph is not acyclic and *state matching* in JPF is turned on, JPF may backtrack along a path before reaching an end state. JPFBar accurately accounts for such backtracking by incrementing the overall progress by the weight of the path that backtracks due to state matching. To illustrate,

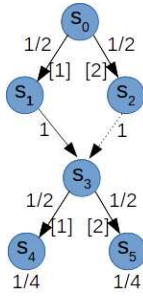


Figure 5: State-space graph that is not acyclic. JPF explores three paths:  $p_1 : \langle s_0, s_1, s_3, s_4 \rangle$ ;  $p_2 : \langle s_0, s_1, s_3, s_5 \rangle$ ; and  $p_3 : \langle s_0, s_2, s_3 \rangle$ . JPFBar calculates the following weights for them:  $p_1 : \frac{1}{4}$ ;  $p_2 : \frac{1}{4}$ ; and  $p_3 : \frac{1}{2}$ . The weights add up to 1 and represent 100% progress when JPF search terminates.

Figure 5 shows a hypothetical state space graph that has a cycle, and how JPFBar handles it. Moreover, if a path terminates in an error state, JPFBar updates the progress with the weight of that path to handle such paths.

Overall, the progress reported by JPFBar, i.e.,  $\sum_p weight(p)$ , where  $p$  ranges over all explored execution paths that terminate in an end state, a state match, or an error, takes a numeric value between 0 and 1 (i.e., 100%). Observe that the weight of each path can alternatively be viewed as the probability of executing it using a random search strategy that begins at the start state and at each non-deterministic choice point, picks one of the choices uniformly. We plan to explore this connection in future work.

We embodied JPFBar as the `PathCountEstimator` listener that we built on top of core JPF. Figure 6 shows the key parts of our listener implementation.

## 4. EVALUATION

We evaluated JPFBar on 10 subjects and 8 search methods, and compared it to `StateCountEstimator`, the existing comparable tool. For lack of space, we show our experimental results in scatter plots for 7 subjects and 3 search methods in Figure 7. We observe similar results for other subjects and search methods which are not shown. **DiningPhil** and **Racer** are from the standard JPF distribution. **List** uses JPF to count the set of valid and invalid singly-linked lists within a given bound on the number of list nodes; this subject uses non-deterministic choice to initialize all candidate lists and checks the validity of each of them using an executable check (`repOk` method). **BinaryTree** similarly uses JPF to count the set of valid and invalid binary tree with a given bound. **LeaningLeft**, **LeaningRight** and **LeaningBalanced** are programs that we specifically designed to make JPF state exploration graphs that lean towards the left, lean towards the right, and are balanced, respectively. **DFSearh** is the default depth-first search strategy. **BFSHeuristic** is the breadth-first search strategy. **RandomHeuristic** is the random search strategy. All these search strategies are available in the standard JPF distribution under the package `gov.nasa.jpf.search`.

For each subject and search method, we gathered data in the form of progress reports from the listeners, and recorded the actual completeness of the search at that time, as defined by the number of actions (`StateAdvanced` and `StateBacktracked`) taken so far divided by the final number of actions. In the experiment, we let JPF report all errors instead of stopping the exploration at the first error. We then plotted these points in a scatter plot of reported progress (y-axis) versus actual progress (x-axis) in percent, and computed the Pearson correlation coefficients, or R-values, for these relationships. Red circles rep-

```
public class PathCountEstimator extends ListenerAdapter {
    @Override
    public void stateAdvanced(Search search) {
        ...
        if (search.isEndState() || search.isErrorState() ||
            search.isVisitedState()) {
            m_pathNum++;
            updateProgress(search);
            return; } }

    private void updateProgress(Search search) {
        VM vm = search.getVM();
        Path path = vm.getPath();
        double pathWeight = 1.0;
        for (int i = 0; i < path.size(); i++) {
            Transition transition = path.get(i);
            ChoiceGenerator cg = transition.getChoiceGenerator
                ();
            pathWeight /= cg.getTotalNumberOfChoices(); }
        m_progress += pathWeight; }
    ... }
```

Figure 6: Code snippet from `PathCountEstimator` listener.

resent `StateCountEstimator` and blue triangles represent JPFBar. Intuitively, an ideal progress-tracking metric has an R-value of 1 (linear and monotonically increasing), passes (0%,0%) and (100%,100%), and reports progress regularly during the search.

We can see that `StateCountEstimator` only works for `DFSearh` and does not work for all other heuristics, i.e. reporting only “State: 0 / 0 (100.000%)” and thus returning an R-value of NaN. For `DFSearh`, JPFBar and `StateCountEstimator` have similar trends and JPFBar reports the progress before `StateCountEstimator` for most cases. `StateCountEstimator` only reports progress twice (0% and 100%) for `LeaningLeft` and once (100%) for `LeaningRight` while JPFBar reports progress more often. So both JPFBar and `StateCountEstimator` perform similarly under `DFSearh` and JPFBar is better for `LeaningLeft` and `LeaningRight`. For `BFSHeuristic` and `RandomHeuristic`, JPFBar clearly performs better than the `StateCountEstimator` listener because `StateCountEstimator` only reports 100% progress after the search finishes. Overall, JPFBar performs similarly to `StateCountEstimator` for `DFSearh` and clearly better than `StateCountEstimator` for other heuristics. Sometimes JPFBar’s progress reports are highly skewed, e.g., `DiningPhil` and `BinaryTree`, which represent state-space properties that currently limit the effectiveness of JPFBar’s execution path based approach. We plan to address JPFBar’s limitations in future work.

## 5. DISCUSSION

This section discusses some limitations of our current embodiment of JPFBar. We plan to enhance it to address them in future work.

### 5.1 Additional backtracking scenarios

JPFBar calculates progress based on the paths that reach end states, error states, or states that match previously visited states. For some systems, the model checker may backtrack the search along some paths under additional scenarios. For such systems, the progress computed by JPFBar after JPF explores the last path may be less than 100% even though the search is over. There are two scenarios when this may happen:

- *Search depth bound.* When search depth is set, JPF backtracks the search when any execution path length exceeds the depth. Figure 8 shows a hypothetical example where the search depth is exceeded along one path out of 3 paths explored and JPFBar calculates 66.7% progress when the search completes.

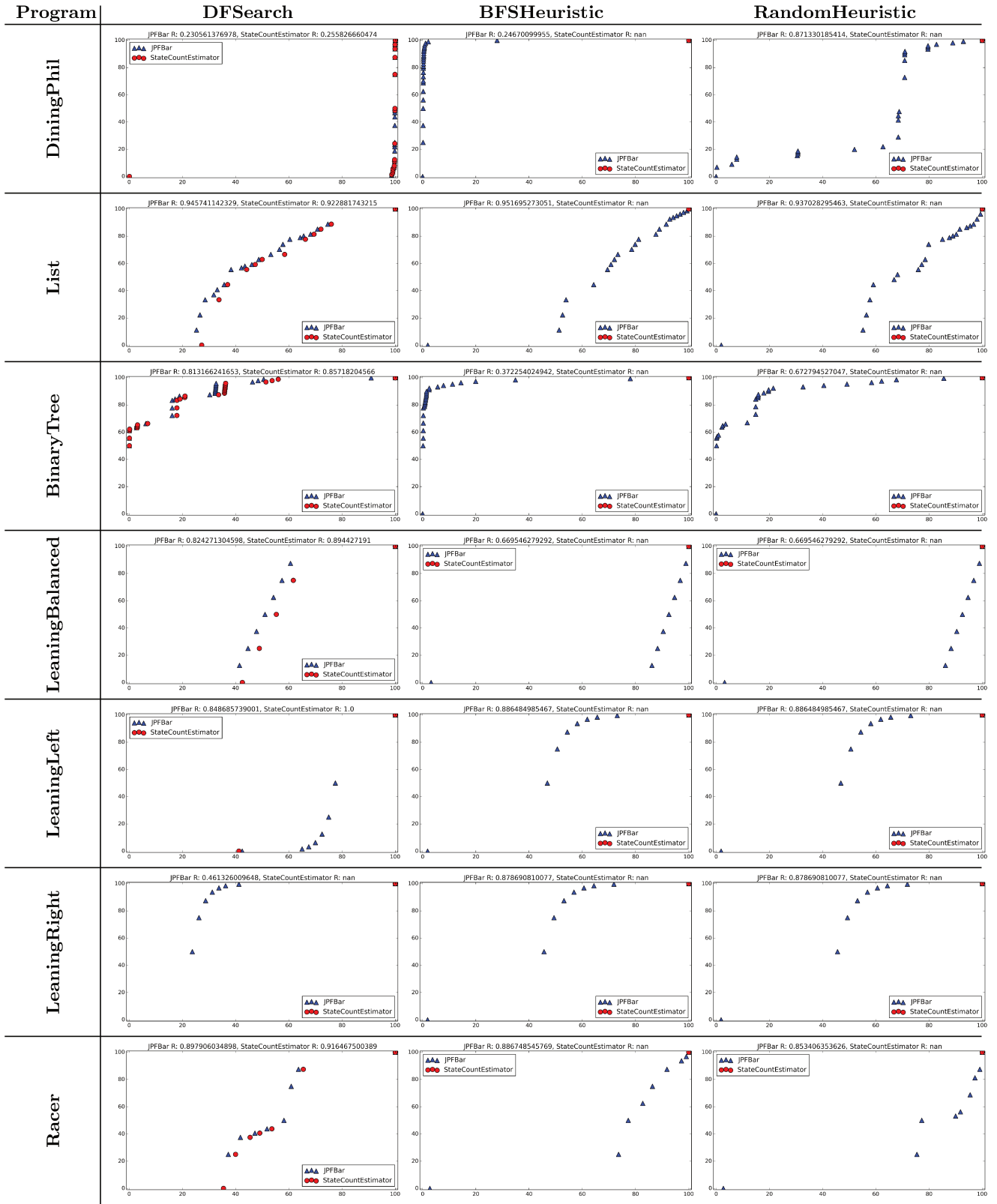


Figure 7: JPFBar and StateCountEstimator Results Comparison

- *Explicit backtracking.* Client code may explicitly instruct JPF search to backtrack its current execution path, for example using the `Verify.ignoreIf(...)` method, which causes JPF to backtrack when the method argument is true. E.g., running “`Verify.ignoreIf(Verify.getBoolean());`”

using JPF reports only 1 end state (and not 2), and therefore JPFBar calculates 50% progress when the search completes.

Note however that regardless of the scenario, the progress computed by JPFBar never exceeds 100% and grows monotonically.

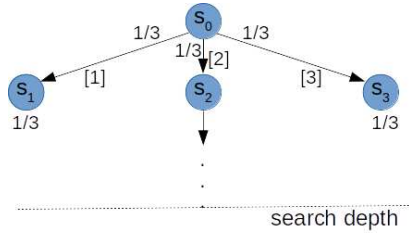


Figure 8: State-space graph with search depth exceeded.

## 5.2 Different search strategies

Since JPFBar computes progress based on execution paths that reach end states and each progress increment is based on just one path, JPFBar works with any search strategy that reaches some end states. Indeed, any strategy that performs a complete search must reach some end states (unless no complete execution of the system is explored, say due to all paths exceeding the search depth). The specific points at which progress is updated and reported by JPFBar, however, depends on the search strategy. For instance, breadth-first search may take longer than depth-first search to reach an end state and hence may require more time before progress bar shows  $>0$ .

## 5.3 Non-uniform structure of the state-space

Recall, the weight of a path computed by JPFBar is inversely proportional to the product of the numbers of non-deterministic choices along the path. An advantage of this property is that it allows monotonic behavior of the progress bar. A disadvantage is that a shorter path with a few choice points contributes more to the progress computed than a longer path with more choice points. Thus, for state space graphs with a few short paths and many long paths, if the short paths are covered earlier, the progress bar will show significant growth even though just a few paths are covered. Likewise, if the search covers many long paths before getting to the shorter ones, the progress bar will show little progress even though the search is actually close to completion. Overall, the more uniform the structure of the state space, the higher the accuracy of the progress bar.

## 6. RELATED WORK

The technical problem at the heart of defining a progress bar for JPF (and other similar search techniques) is to estimate the size of a backtrack search tree. Knuth addressed this problem using a probing sample back in the 1970's [Knuth 1975]. The problem started to receive more and more attention from the early 2000's [Kokotov and Shlyakhter 2000, Aloul et al. 2002, Kilby et al. 2006], specifically in the context of propositional satisfiability (SAT) solvers [Moskewicz et al. 2001, Een and Sorensson 2003], which had come of age by then and required adaptation of Knuth's original work. For Java PathFinder, Taleghani and Atlee [Taleghani and Atlee 2009] introduced an algorithm based on Monte Carlo techniques to estimate the state-space size, specifically state-space coverage. A key difference of our JPFBar and previous work is that JPFBar estimates the progress purely based on the information already available during JPF search; for example, JPFBar does not require any additional probes into the search space. In this regard, JPFBar follows the spirit of the `StateCountEstimator` listener, which is a part of the standard JPF distribution. A key difference is `StateCountEstimator`'s use of state counts and JPFBar's use of exploration path counts to define progress. Moreover, JPFBar works with various JPF search strategies that `StateCountEstimator` does not handle. We believe probing can play an important role in defining a more accurate progress bar for JPF and we plan to investigate it further.

## 7. CONCLUSIONS

This paper introduced *JPFBar*, a novel technique to estimate the percentage of work done by the JPF search by computing *weights* for the execution paths it explores and summing up the weights. JPFBar is embodied into a listener that prints a progress bar during JPF execution. An experimental evaluation using a variety of Java subjects shows that JPFBar provides accurate information about the search's progress and fares well in comparison with `StateCountEstimator`, a state-based progress estimator in the standard JPF distribution. We implement JPFBar as a JPF listener and it is available at <https://github.com/kaiyuanw/JPFBar>.

## Acknowledgments

We thank the anonymous reviewers for their comments. This work was partially supported by the US National Science Foundation under Grants Nos. CCF-1703637, CCF-1629431, CCF-1704790, CCF-1652517.

## 8. REFERENCES

- [Aloul et al. 2002] Fadi A. Aloul, Brian D. Sierawski, and Karem A. Sakallah. 2002. Satometer: How much have we searched?. In *DAC*.
- [Boyapati et al. 2002] Chandrasekhar Boyapati, Sarfraz Khurshid, and Darko Marinov. 2002. Korat: Automated testing based on Java predicates. In *ISSTA*.
- [Clarke et al. 1999] Edmund M. Clarke, Orna Grumberg, and Doron A. Peled. 1999. *Model Checking*. The MIT Press.
- [Corbett et al. 2000] James C. Corbett, Matthew B. Dwyer, John Hatcliff, Shawn Laubach, Corina S. Păsăreanu, Robby, and Hongjun Zheng. 2000. Bandera: Extracting Finite-state Models from Java Source Code. In *ICSE*.
- [de Moura and Bjorner 2008] Leonardo de Moura and Nikolaj Bjorner. 2008. Z3: An Efficient SMT Solver. In *TACAS*.
- [Een and Sorensson 2003] Niklas Een and Niklas Sorensson. 2003. An Extensible SAT-solver. In *SAT*.
- [Godefroid 1997] Patrice Godefroid. 1997. Model Checking for Programming Languages Using VeriSoft. In *POPL*.
- [Kilby et al. 2006] Philip Kilby, John K. Slaney, Sylvie Thiébaux, and Toby Walsh. 2006. Estimating Search Tree Size. In *AAAI*.
- [King 1976] James C. King. 1976. Symbolic Execution and Program Testing. *CACM* 19, 7 (1976).
- [Knuth 1975] D Knuth. 1975. Estimating the Efficiency of Backtrack Programs. *Math. Comp.* 29, 129 (1975).
- [Kokotov and Shlyakhter 2000] D. Kokotov and I. Shlyakhter. 2000. Progress Bar for SAT Solvers. (2000). Unpublished manuscript.
- [Moskewicz et al. 2001] Matthew W. Moskewicz, Conor F. Madigan, Ying Zhao, Lintao Zhang, and Sharad Malik. 2001. Chaff: Engineering an Efficient SAT Solver. In *DAC*.
- [Taleghani and Atlee 2009] Ali Taleghani and Joanne M. Atlee. 2009. State-Space Coverage Estimation. In *ASE*.
- [Visser et al. 2000] Willem Visser, Klaus Havelund, Guillaume P. Brat, and Seungjoon Park. 2000. Model Checking Programs. In *ASE*.