

Environmental Research Letters



LETTER

High predictability of terrestrial carbon fluxes from an initialized decadal prediction system

OPEN ACCESS

RECEIVED

6 September 2019

REVISED

22 November 2019

ACCEPTED FOR PUBLICATION

27 November 2019

PUBLISHED

18 December 2019

Original content from this work may be used under the terms of the [Creative Commons Attribution 3.0 licence](#).

Any further distribution of this work must maintain attribution to the author(s) and the title of the work, journal citation and DOI.



Nicole S Lovenduski¹ , Gordon B Bonan², Stephen G Yeager², Keith Lindsay²  and Danica L Lombardozi² 

¹ Department of Atmospheric and Oceanic Sciences and Institute of Arctic and Alpine Research, University of Colorado, Boulder, CO, United States of America

² Climate and Global Dynamics Laboratory, National Center for Atmospheric Research, Boulder, CO, United States of America

E-mail: nicole.lovenduski@colorado.edu

Keywords: net ecosystem production, decadal prediction, terrestrial carbon

Supplementary material for this article is available [online](#)

Abstract

Interannual variations in the flux of carbon dioxide (CO₂) between the land surface and the atmosphere are the dominant component of interannual variations in the atmospheric CO₂ growth rate. Here, we investigate the potential to predict variations in these terrestrial carbon fluxes 1–10 years in advance using a novel set of retrospective decadal forecasts of an Earth system model. We demonstrate that globally-integrated net ecosystem production (NEP) exhibits high potential predictability for 2 years following forecast initialization. This predictability exceeds that from a persistence or uninitialized forecast conducted with the same Earth system model. The potential predictability in NEP derives mainly from high predictability in ecosystem respiration, which itself is driven by vegetation carbon and soil moisture initialization. Our findings unlock the potential to forecast the terrestrial ecosystem in a changing environment.

1. Introduction

Excess carbon dioxide (CO₂) in the atmosphere is derived primarily from fossil fuel sources (Le Quéré *et al* 2018a), and is the largest contributor to anthropogenic global warming to date (Myhre and Shindell 2013). The governments participating in the 2015 Paris Climate Agreement pledged to prevent dangerous anthropogenic interference with the climate system by collectively reducing greenhouse gas pollution (United Nations Framework Convention on Climate Change 2015). However, verification of these emission reductions from atmospheric CO₂ observations is hampered by our inability to accurately quantify and predict carbon absorption by the land and ocean (Le Quéré *et al* 2009).

The growth rate in atmospheric CO₂ is highly changeable from year to year and is dominated by variations in the flux of CO₂ between the terrestrial biosphere and the atmosphere (Ciais and Sabine 2013, Le Quéré *et al* 2018a). The net CO₂ flux from atmosphere to land is comprised of a large positive flux due to plant

photosynthesis (gross primary production, GPP), a large negative flux due to plant and soil respiration (ecosystem respiration, ER), and smaller negative fluxes due to land use and disturbance (Ciais and Sabine 2013). Both GPP and ER are highly sensitive to changes in the Earth system, such as internal variability imposed by the El Niño-Southern Oscillation (ENSO; Rayner *et al* 1999, Jones *et al* 2001) or external variability imposed by volcanic eruptions (Frölicher *et al* 2011), and increasing atmospheric CO₂ concentration (Zhu *et al* 2016).

Accurate predictions of near-term terrestrial carbon fluxes are of interest to those forecasting the growth of atmospheric CO₂ for budgeting or emissions management purposes (e.g. Le Quéré *et al* 2018a). Seasonal forecasts of atmospheric CO₂ concentration and land-atmosphere carbon fluxes show predictive skill at 6–9 month lead times, driven by predictability in the state of ENSO (Zeng *et al* 2008, Betts *et al* 2016). Indeed, previous iterations of the Global Carbon Budget (e.g. Le Quéré *et al* 2018b) generated

seasonal atmospheric CO₂ growth rate projections based on the expected state of ENSO.

While the intrinsic predictability of terrestrial ecosystems on seasonal timescales is relatively high, predictability on interannual timescales is less well-known (Luo *et al* 2015). Recently, Séférian *et al* (2018) analyzed interannual predictability in land carbon uptake using a perfect model framework; their results suggest a 2 year prediction horizon with highest predictability in the northern hemisphere extratropics. However, their investigation focused on the potential predictability of ocean versus land carbon fluxes, and did not include a detailed quantification of the drivers of terrestrial carbon predictability. Their perfect model framework also excluded the role of external forcing in generating terrestrial carbon flux predictability. Further studies on this topic are thus warranted.

Here, we investigate the potential to predict near-term (annual to decadal) variations in land carbon uptake by analyzing retrospective decadal forecasts generated by an Earth system model. We report on the *potential predictability* in terrestrial biosphere carbon fluxes, which represents the theoretical limit of predictive skill in optimum conditions (e.g. initial conditions for all state variables are known at every global location; (Meehl *et al* 2014)). Due to the way our prediction system was initialized, we are unable to assess the true *skill* of our predictions as compared to historical, real world observations. To overcome this, we compare the statistics of our modeled ecosystem state variables to those generated by a simulation of our land model with historically observed forcing.

Our study makes three primary contributions. First, we demonstrate high near-term predictability in net ecosystem production (NEP), the sum of the two large terrestrial carbon fluxes GPP and ER, and the dominant source of variability in the atmospheric CO₂ growth rate. Second, we quantify the role of persistence and external forcing in this predictability. Finally, we demonstrate that initialization of vegetation carbon and soil moisture is key to the successful prediction of land carbon uptake on interannual to decadal timescales.

2. Methods

We make use of decadal forecasts generated by the Community Earth System Model (CESM) version 1, a state-of-the-art coupled climate model consisting of atmosphere, ocean, land, and sea ice component models (Hurrell *et al* 2013). The CESM Decadal Prediction Large Ensemble (CESM-DPLE; Yeager *et al* 2018) consists of a set of initialized, coupled integrations of CESM1 that build on previous CESM decadal prediction efforts (Yeager *et al* 2012, 2015), and the CESM Large Ensemble effort (CESM-LE). CESM-LE simulates the period 1920–2100 40 times under

historical and RCP8.5 external forcing (Kay *et al* 2015). Each CESM-LE ensemble member is exposed to an identical emission scenario but starts from a slightly different atmospheric state, so that the ensemble-mean cleanly captures the response of the modeled Earth system to external forcing and averages across various representations of internal variability (Deser *et al* 2012).

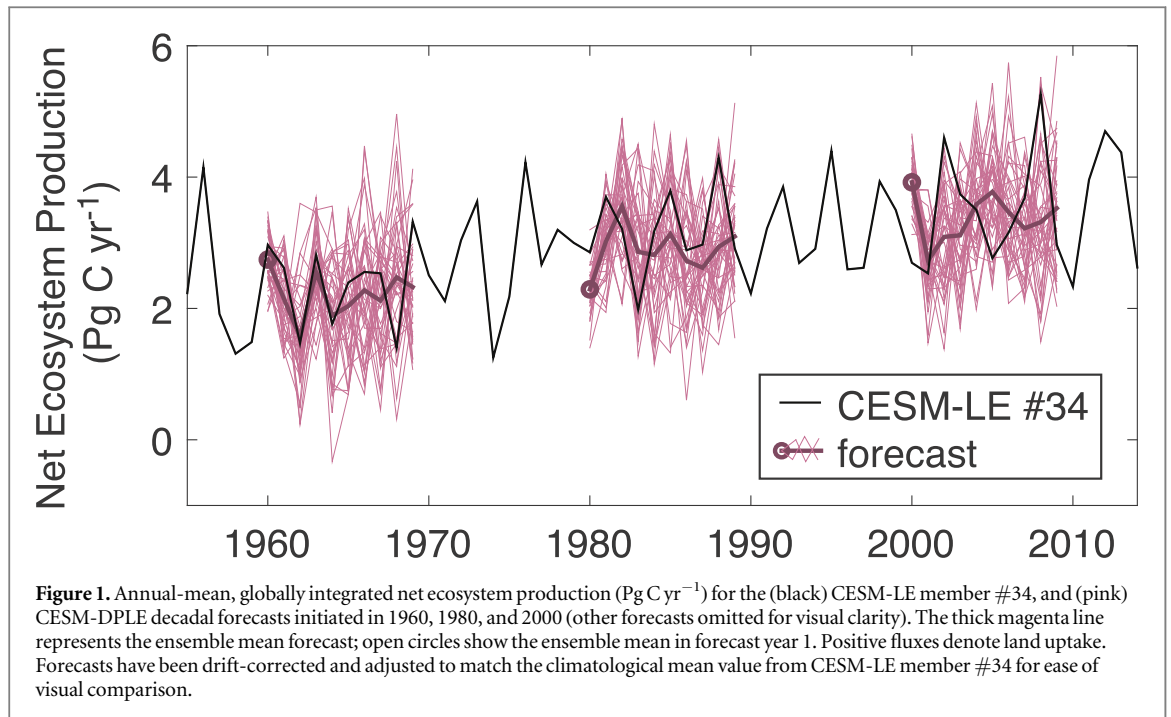
CESM-DPLE advances previous decadal prediction efforts at NCAR with the novel addition of prognostic land and ocean biogeochemistry (Yeager *et al* 2018). The land component of CESM1 is the Community Land Model version 4 (CLM4) that includes vegetation physiology, phenology, and active carbon and nitrogen dynamics that allow the simulation of global pools and fluxes of carbon (e.g. productivity, decomposition, etc; Lawrence *et al* 2012). CESM-DPLE comprises 40 decade-long forecasts of the Earth system each year from 1954 to 2017 with ensemble spread generated by round-off level (order 10⁻¹⁴) differences in initial air temperature (figure 1); the start date for each forecast ensemble is 1 November. The CESM-DPLE initialization procedure ensures that each forecast ensemble member exhibits different internal variability, while exposing all forecast ensemble members to identical external forcing (e.g. greenhouse gas concentrations from 1954 to 2017).

Initial conditions for the land and atmosphere components of CESM-DPLE are obtained from a single ensemble member (specifically, ensemble member #34; figure 1) of the CESM-LE. Ocean and sea ice initial conditions for the CESM-DPLE are generated from a forced ocean-sea ice reconstruction of CESM over 1948–2017 (Yeager *et al* 2018). This full-field initialization procedure generates drift in the coupled CESM over the course of each decadal forecast that requires a drift-correction to be applied to the model forecasts before predictability may be analyzed (Meehl *et al* 2014). We remove the drift by transforming to anomalies from a drifting climatology, as in Yeager *et al* (2018) and Lovenduski *et al* (2019). For a given forecast, $X(L, M, S)$, where L is the forecast length, M is the ensemble member, and S is the start year of the forecast, the drift-corrected forecast anomaly, $X'(L, M, S)$ is defined as

$$X'(L, M, S) = X(L, M, S) - \overline{X(L, M, S)}^{M,S}, \quad (1)$$

where $\overline{X(L, M, S)}^{M,S}$ is the average rate of drift over all forecasts. The large number of ensemble members in each forecast ensures a statistically robust calculation of the drifting climatology (Kirtman *et al* 2013). The drift-corrected forecast anomalies are added to the climatological mean value from CESM-LE member #34 for display in figure 1.

We quantify predictability as the correlation coefficient of a particular variable (e.g. NEP) between two annual-mean anomaly time-series: (1) CESM-LE member #34, and (2) the CESM-DPLE forecast ensemble mean for a given lead year (e.g. see figure S1



is available online at stacks.iop.org/ERL/14/124074/mmedia). This correlation coefficient is a deterministic metric to gauge the role of initialization in the forecast; it provides a measure of the relative association of the average forecast with the simulation from which it was initialized (Goddard *et al* 2013). Predictability is a distinct concept from prediction skill, which is the ability of the forecast ensemble mean to predict the observed evolution of the system. The CESM-DPLE does not permit an evaluation of prediction skill for terrestrial carbon fluxes, as the land component is initialized from a CESM-LE ensemble member with a chronological sequence of internal variability that differs from the observational record.

To assess the impact of external forcing on predictability, we first calculate the predictability of the uninitialized forecast as the correlation coefficient between anomalies from (1) CESM-LE member #34, and (2) the CESM-LE ensemble mean over ensemble members #1–33. The CESM-LE ensemble mean provides a distribution of terrestrial carbon fluxes produced under the same external forcing as CESM-DPLE from 1954 to 2017. We then compare the predictability of the initialized CESM-DPLE with that of the uninitialized forecast to assess the gain in predictability due to initialization (quantified as the difference in correlation coefficients).

The persistence forecast is generated by calculating the lagged autocorrelation of the annual-mean time-series from CESM-LE member #34.

Statistical significance of predictability is determined two ways: (1) predictability is statistically different from zero if the anomaly correlation coefficient passes a two-sided Student's *t* test at the 95% level while accounting for autocorrelation in the sample, and (2) initialized predictability is statistically different

from persistence or uninitialized predictability if the *z* test statistic exceeds the value for a 95% confidence interval.

We use the mean absolute error (MAE) statistic to quantify the average of absolute errors between the prediction anomaly time series (y'_t) and the CESM-LE member #34 anomaly time series (x'_t)

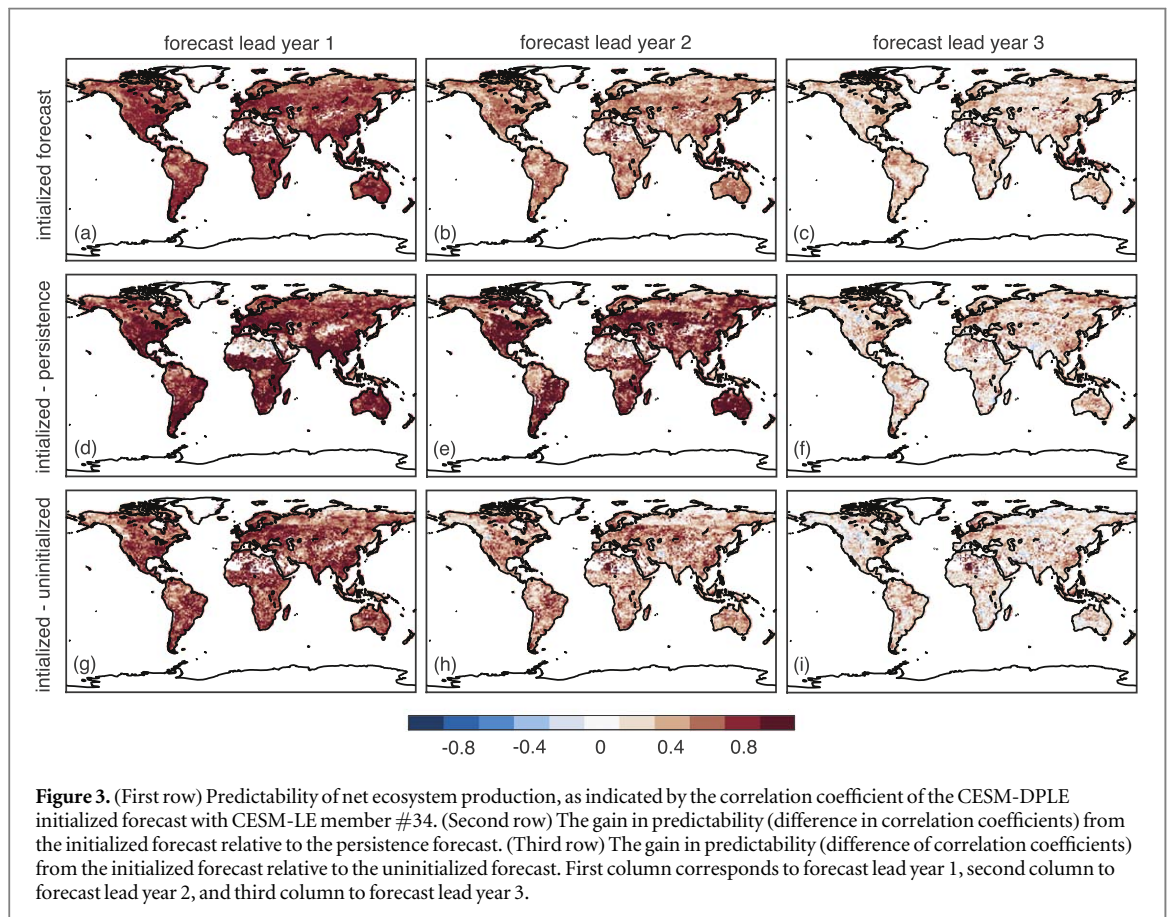
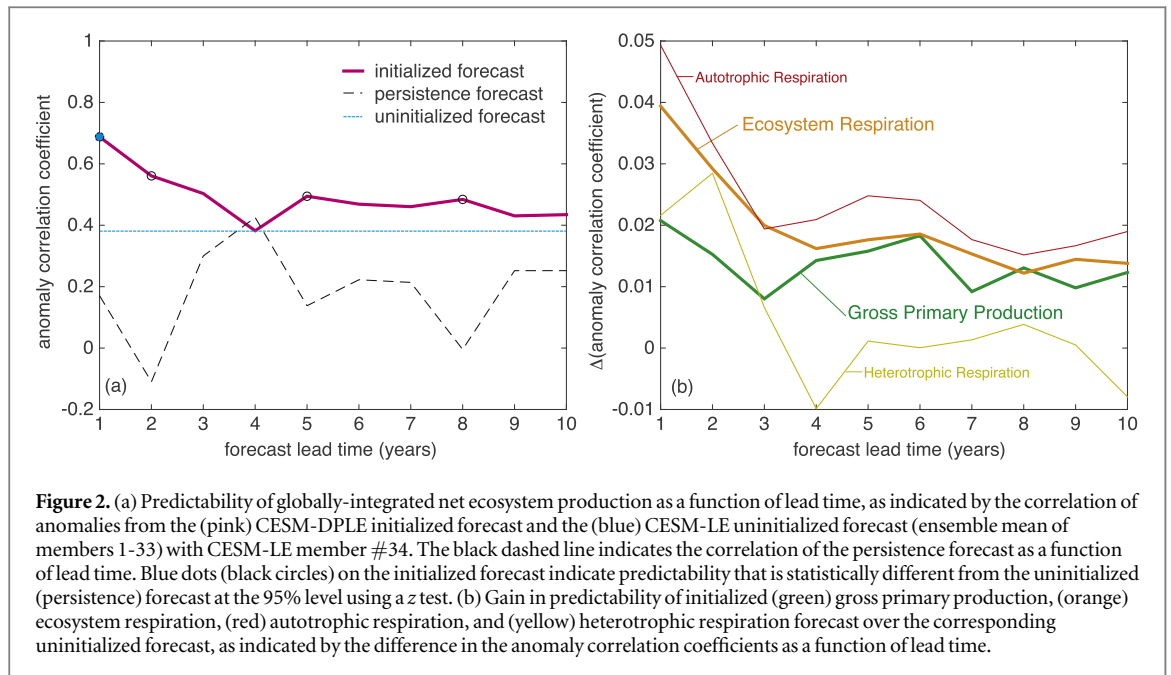
$$\text{MAE} = \frac{1}{N} \sum_{t=1}^N |y'_t - x'_t|, \quad (2)$$

where a MAE of 0 represents a perfect forecast and MAE increases as accuracy decreases.

We evaluate the realism of our initial conditions (i.e. CESM-LE member #34) by comparing their statistical properties with a historical reconstruction. This reconstruction is a land-only simulation of the CLM4 that has been forced with the Global Soil Wetness Project (GSWP) version 3 reanalysis over 1850–2014 (Bonan *et al* 2019). Hereafter, we refer to this simulation as the 'GSWP reconstruction'.

3. Results and discussion

The predictability in globally-integrated NEP from the CESM-DPLE initialized forecast is high and statistically significant in forecast lead years 1 and 2 ($r = 0.69$, $r = 0.56$) and lower for longer prediction lead times as the impact of initialization is lost (figure 2(a), pink line). Predictability is even higher when averaged over forecast years 1–3 ($r = 0.75$, not shown). In forecast lead year 1, the CESM-DPLE is able to predict nearly half of the variance in globally-integrated NEP, with a MAE of 0.5 Pg C yr^{-1} . This high correlation and low error is remarkable, given the highly variable nature of the NEP time series (figure



S1). The high predictability in the global integral is present across much of the global land surface for forecast lead year 1 (figure 3(a)). Two years following initialization, the prediction system is still capable of reproducing more than 30% of the variance in globally-integrated NEP (figure 2(a)), with moderate correlations across most of the global land surface (figure 3(b)). Three years following initialization, we

find moderate predictability in particular regions, such as the eastern United States, southeastern China, and western Europe ($r \sim 0.4$; figure 3(c)). As globally-integrated NEP is a dominant contributor to variations in the land-air CO_2 flux and the atmospheric CO_2 growth rate, our results suggest that the atmospheric CO_2 growth rate may be predictable up to two years in advance. Further, the spatially resolved maps of

predictability showcase key regions where reliable forecasts could be made up to 3 years in advance.

We contextualize the initialized predictability of NEP by comparing to two other types of forecasts: (1) a simple persistence forecast, which gives an indication of how NEP carries over from one year to the next, and (2) an uninitialized forecast, which has identical external forcing, but is not initialized from CESM-LE member #34. As our persistence forecast for globally-integrated NEP is based on the autocorrelation of a highly variable time-series (figure S1), it exhibits generally low predictability for all lead years (figure 2(a)). The persistence forecast for lead year 1 of the globally integrated NEP captures less than 4% of the variance (figure 2(a)) and its MAE is $0.95 \text{ Pg C yr}^{-1}$ (not shown), nearly twice that of the initialized forecast. For the global integral and in most locations across the global land surface, we find that the initialized forecast exhibits higher predictability than the persistence forecast, and this gain is generally maintained with increasing forecast lead time (figures 2(a); 3(d)–(f)). The initialized forecast predictability exceeds that of the persistence forecast for all lead years, with the exception of forecast lead year 4, and is statistically separable from the persistence forecast for the first two forecast lead years (figure 2(a)). This gives us confidence that the initialized forecast system is performing better than a persistence forecast.

We observe a long-term change in the globally-integrated NEP from 1955 to 2014 in both CESM-LE member #34 and the forecast ensemble mean (figure S1). This trend is likely driven by external factors, such as rising atmospheric CO_2 concentration and increasing temperature. Thus, it is of interest to know how much of our predictability is driven by this external forcing and how much additional predictability is gained by initialization. We account for the role of external forcing in our estimates of NEP predictability by analyzing the ensemble mean of CESM-LE members #1–33. Figure 2(a) demonstrates that the uninitialized forecast of globally-integrated NEP has a rather low correlation with that of member #34 ($r = 0.38$). The initialized predictability surpasses that of the uninitialized forecast for all lead years with the exception of lead year 4, and is statistically separable from the uninitialized forecast in lead year 1 (figure 2(a)). We find a large gain in predictability across most of the global land surface in the initialized forecast relative to the uninitialized forecast that decays with prediction lead time (figures 3(g)–(i)). In general, our results suggest that external forcing plays only a minor role in the predictability of NEP.

If not persistence or external forcing, what is driving the high predictability in NEP? As NEP is the sum of GPP and ER, two large and opposing fluxes, we next investigate the predictability in each of these quantities. We note, however, that both GPP and ER are highly sensitive to external forcing; the former is strongly affected by long-term increases in

atmospheric CO_2 and changes in temperature and precipitation, while the latter is impacted by long-term increases in surface temperature and changes in soil moisture. To account for this, we show in figure 2(b) the gain in predictability from the initialized forecasts over the uninitialized forecasts of GPP and ER. The gain from initialization is an order of magnitude smaller for GPP and ER than for NEP, likely due to the important role of external forcing for GPP and ER and the opposing influences of these two large fluxes on NEP. The benefit of forecast initialization is nearly twice as large for ER as for GPP for the global integral (figure 2(b)), with large gains in ER predictability on nearly every continent (figure S2). The gain in predictability for ER is maintained for three forecast lead years (figure 2(b)). These findings suggest a large role of ER in determining the high initialized predictability in NEP.

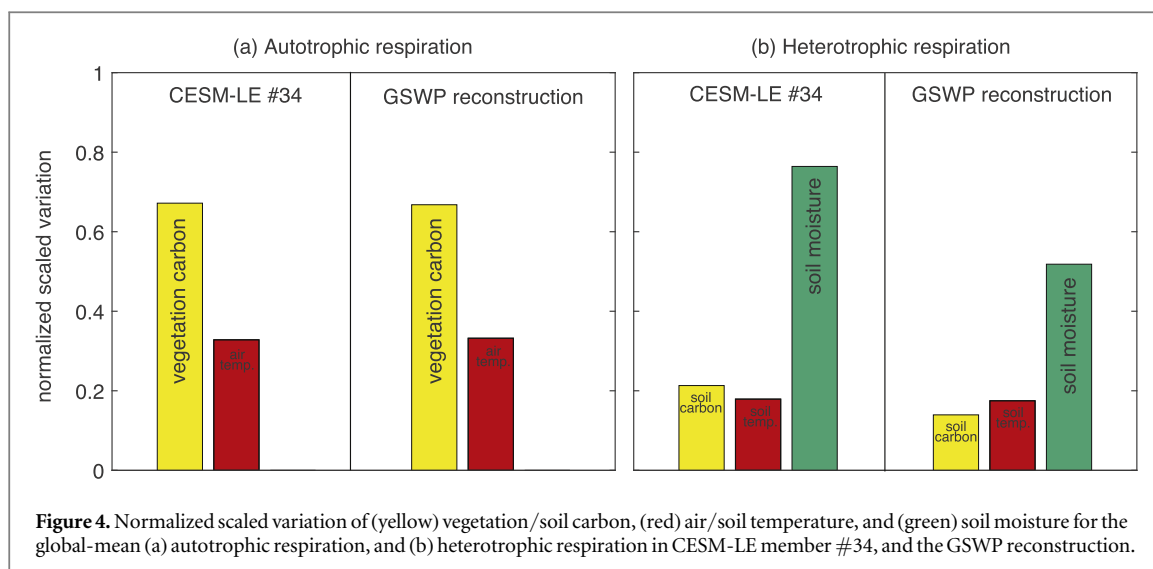
As the predictability of ER and thus of NEP is enhanced by initialization, we next explore the key processes controlling ER in our model. ER is the sum of autotrophic respiration (AR) from plants and heterotrophic respiration (HR) from soil. Figure 2(b) shows that globally-integrated AR and HR both exhibit long-lasting gains in predictability due to initialization, with larger gains for AR than HR. While AR and HR are dependent upon multiple variables in our model, we focus our analysis on the variability in vegetation carbon and surface air temperature for AR, and soil carbon, soil temperature, and soil moisture for HR. We aim to identify the most important variables to initialize to provide reliable, long-lasting prediction of ER/NEP. We quantify the standard deviation in these quantities (e.g. vegetation carbon, σ_{veg}) from one November to the next in CESM-LE member #34, as this is the month when the forecasts are initialized. So as to assess the importance of this variability for respiration, we scale this standard deviation by the sensitivity of respiration to the variable being considered

$$\text{scaled variation}_{\text{AR}|veg} = \sigma_{veg} \times \frac{\partial \text{AR}}{\partial veg}, \quad (3)$$

where $\frac{\partial \text{AR}}{\partial veg}$ is determined via regression of annual-mean, detrended time series from CESM-LE member #34. We then normalize the resulting scaled variations to compare across AR and HR, which have different mean values

$$\begin{aligned} & \text{normalized scaled variation}_{\text{AR}|veg} \\ &= \frac{\text{scaled variation}_{\text{AR}|veg}}{\text{scaled variation}_{\text{AR}|veg} + \text{scaled variation}_{\text{AR}|airt}}, \end{aligned} \quad (4)$$

where *airt* is air temperature. We find a much larger scaled variation in November vegetation carbon than for air temperature (figure 4(a)); and a much larger scaled variation in November soil moisture than for soil carbon or soil temperature (figure 4(b)). Our results suggest that the initialization of vegetation



carbon and soil moisture in our forecasts is key to generating high predictability in ER, and thus NEP. Air temperature, soil carbon, and soil temperature exhibit low variability from one November to the next, and contribute little to the predictability in ER. Further, the relative magnitude of variation in these quantities in CESM-LE member #34 is similar to a reconstruction of these quantities over 1955–2014 using Global Soil Wetness Project reanalysis forcing (figure 4), giving us confidence that vegetation carbon contributes more variance than air temperature to AR and that soil moisture contributes more variance than soil carbon or temperature to HR. Thus, results from the variation analysis suggest that the key to successful prediction of ER/NEP in our prediction system is the initialization of vegetation carbon and soil moisture.

While promising, our results come with several caveats. Strictly speaking, the net land-atmosphere CO₂ flux includes not only GPP and ER, but also smaller contributions from disturbance and land use. While these latter two processes may provide some predictability in the real world, we are unable to explore their predictability in our prediction system. Certain regions have been shown to exhibit high predictability of disturbance on seasonal timescales (e.g. the high likelihood of fire in Indonesia during El Niño events), suggesting that disturbance may also be predictable on interannual timescales. Future studies should explore this aspect of predictability in more detail. Further, while the results of our study suggest a high potential to predict NEP, our prediction system is not configured to evaluate the true skill of these predictions in the real world. Prediction skill could be assessed in a future prediction study if the NEP forecasts are initialized from, e.g. the GSWP reconstruction. Future studies should also investigate the sensitivity of terrestrial predictability to the month/season in which the forecast is initialized. Finally, no terrestrial carbon cycle model is perfect, and thus the results of our study need to be interpreted with caution. Other terrestrial models, and perhaps even

various versions of the same model, may represent terrestrial processes differently. The Community Land Model, for example, exhibits different sensitivity to meteorological forcings among versions 4 (used in this study) and versions 4.5 and 5 (Bonan *et al* 2019).

In spite of these caveats, the results of our predictability study suggest high interannual predictability in terrestrial carbon fluxes that is significantly enhanced by forecast initialization of vegetation carbon and soil moisture. A perfect model study using a different Earth system model suggests that land carbon uptake has a 2 year predictability horizon (Séférian *et al* 2018), which is very comparable to the high predictability of NEP for lead years 1 and 2 that we find here. We find only a small role for external forcing in near-term predictability of NEP, in agreement with many other modeling studies performed on century timescales (e.g. Friedlingstein *et al* 2006, Arora *et al* 2013, Jones *et al* 2013, Hoffman *et al* 2014, Hewitt *et al* 2016, Lovenduski and Bonan 2017). Our assessment of the drivers of terrestrial carbon flux predictability indicate that ER is more predictable than GPP, and further indicate an important role for vegetation carbon and soil moisture in predictability. Vegetation carbon is regularly measured via forest inventory analysis (e.g. Goodale *et al* 2002) and can be estimated from satellite greenness (e.g. (Myneni *et al* 2001)). Soil moisture ‘memory’ has previously been indicated in many modeling studies as a source of predictability in the physical climate system at subseasonal to seasonal timescales (National Academies of Sciences, Engineering, and Medicine 2016), and at least one study suggests that this memory can persist for 1–2 years in the ecosystem (Schimel *et al* 2005). Our findings suggest that consistent observations of vegetation carbon and soil moisture could go a long way toward improving our prediction capabilities of NEP in the real world. Finally, ours is one of the first studies to generate and investigate near-term forecasts of the terrestrial biosphere ecosystem using an Earth system model. The

oceanography community is deeply considering the utility of such forecasts for marine ecosystem management (Bonan and Doney 2018); the terrestrial biogeochemistry community could soon follow suit.

Acknowledgments

NSL acknowledges funding from the National Science Foundation (OCE-1752724 and OCE-1558225). The CESM-DPLE was generated using computational resources provided by the National Energy Research Scientific Computing Center, which is supported by the Office of Science of the US Department of Energy under contract no. DE-AC02-05CH11231, as well as by an Accelerated Scientific Discovery grant for Cheyenne (<https://doi.org/10.5065/D6RX99HX>) that was awarded by the National Center for Atmospheric Research's Computational and Information Systems Laboratory. The National Center for Atmospheric Research contribution to this study was supported by the National Ocean and Atmospheric Administration Climate Program Office under Climate Variability and Predictability Program grant NA09OAR4310163 and the National Science Foundation Collaborative Research EaSM2 grant OCE-1243015. This material is based upon work supported by the National Center for Atmospheric Research, which is a major facility sponsored by the National Science Foundation under Cooperative Agreement No. 1852977. GBB and DLL acknowledge funding from the National Institute of Food and Agriculture/US Department of Agriculture (2015-67003-23485).


Data availability

The data that support the findings of this study are openly available from the project web pages of the CESM Large Ensemble (<http://cesm.ucar.edu/projects/community-projects/LENS/>) and the CESM Decadal Prediction Large Ensemble (<http://cesm.ucar.edu/projects/community-projects/DPLE/>).

ORCID iDs

Nicole S Lovenduski  <https://orcid.org/0000-0001-5893-1009>

Keith Lindsay  <https://orcid.org/0000-0002-3672-1665>

Danica L Lombardozzi  <https://orcid.org/0000-0003-3557-7929>

References

- Arora V K *et al* 2013 Carbon-concentration and carbon-climate feedbacks in CMIP5 earth system models *J. Clim.* **26** 5289–314
- Betts R A, Jones C D, Knight J R, Keeling R F and Kennedy J J 2016 El Niño and a record CO₂ rise *Nat. Clim. Change* **6** 806
- Bonan G B and Doney S C 2018 Climate, ecosystems, and planetary futures: the challenge to predict life in Earth system models *Science* **359** eaam8328
- Bonan G B, Lombardozzi D L, Wieder W R, Oleson K W, Lawrence D M, Hoffman F M and Collier N 2019 Model structure and climate data uncertainty in historical simulations of the terrestrial carbon cycle (1850–2014) *Glob. Biogeochem. Cycles* **33** 1310–26
- Ciais P and Sabine C 2013 Carbon and other biogeochemical cycles *Climate Change 2013: The Physical Science Basis. Contribution of Working Group I to the Fifth Assessment Report of the Intergovernmental Panel on Climate Change* ed T F Stocker *et al* (Cambridge and New York: Cambridge University Press) ch 6, p 465
- Deser C, Phillips A, Bourdette V and Teng H 2012 Uncertainty in climate change projections: the role of internal variability *Clim. Dyn.* **38** 527–46
- Friedlingstein P *et al* 2006 Climate-carbon cycle feedback analysis: results from the C4MIP model intercomparison *J. Clim.* **19** 3337–53
- Frölicher T L, Joos F and Raible C C 2011 Sensitivity of atmospheric CO₂ and climate to explosive volcanic eruptions *Biogeosciences* **8** 2317–39
- Goddard L *et al* 2013 A verification framework for interannual-to-decadal predictions experiments *Clim. Dyn.* **40** 245–72
- Goodale C L *et al* 2002 Forest carbon sinks in the northern hemisphere *Ecol. Appl.* **12** 891–9
- Hewitt A J, Booth B B B, Jones C D, Robertson E S, Wiltshire A J, Sansom P G, Stephenson D B and Yip S 2016 Sources of uncertainty in future projections of the carbon cycle *J. Clim.* **29** 7203–13
- Hoffman F M *et al* 2014 Causes and implications of persistent atmospheric carbon dioxide biases in earth system models *J. Geophys. Res. Biogeosci.* **119** 141–62
- Hurrell J W *et al* 2013 The community earth system model: a framework for collaborative research *Bull. Am. Meteorol. Soc.* **94** 1339–60
- Jones C *et al* 2013 Twenty-first-century compatible CO₂ emissions and airborne fraction simulated by CMIP5 earth system models under four representative concentration pathways *J. Clim.* **26** 4398–413
- Jones C D, Collins M, Cox P M and Spall S A 2001 The carbon cycle response to ENSO: a coupled climate-carbon cycle model study *J. Clim.* **14** 4113–29
- Kay J E *et al* 2015 The community earth system model (CESM) large ensemble project: a community resource for studying climate change in the presence of internal climate variability *Bull. Am. Meteorol. Soc.* **96** 1333–49
- Kirtman B *et al* 2013 Near-term climate change: projections and predictability *Climate Change 2013: The Physical Science Basis. Contribution of Working Group I to the Fifth Assessment Report of the Intergovernmental Panel on Climate Change* ed T F Stocker *et al* (Cambridge: Cambridge University Press) 11 953
- Lawrence D M, Oleson K W, Flanner M G, Fletcher C G, Lawrence P J, Levis S, Swenson S C and Bonan G B 2012 The CCSM4 land simulation, 1850–2005: assessment of surface climate and new capabilities *J. Clim.* **25** 2240–60
- Le Quéré C *et al* 2018a Global carbon budget 2018 *Earth Syst. Sci. Data* **10** 2141–94
- Le Quéré C *et al* 2018b Global carbon budget 2017 *Earth Syst. Sci. Data* **10** 405–48
- Le Quéré C *et al* 2009 Trends in the sources and sinks of carbon dioxide *Nat. Geosci.* **2** 831–6
- Lovenduski N S and Bonan G B 2017 Reducing uncertainty in projections of terrestrial carbon uptake *Environ. Res. Lett.* **12** 044,020
- Lovenduski N S, Yeager S G, Lindsay K and Long M C 2019 Predicting near-term variability in ocean carbon uptake *Earth Syst. Dyn.* **10** 45–57
- Luo Y, Keenan T F and Smith M 2015 Predictability of the terrestrial carbon cycle *Glob. Change Biol.* **21** 1737–51
- Meehl G A *et al* 2014 Decadal climate prediction: an update from the trenches *Bull. Am. Meteorol. Soc.* **95** 243–67
- Myhre G and Shindell D 2013 Anthropogenic and natural radiative forcing *Climate Change 2013: The Physical Science Basis. Contribution of Working Group I to the Fifth Assessment Report of the Intergovernmental Panel on Climate Change* ed

- T F Stocker *et al* (Cambridge and New York: Cambridge University Press) ch 8, p 659
- Myneni R B, Dong J, Tucker C J, Kaufmann R K, Kauppi P E, Liski J, Zhou L, Alexeyev V and Hughes M K 2001 A large carbon sink in the woody biomass of northern forests *Proc. Natl Acad. Sci.* **98** 14,784
- National Academies of Sciences, Engineering, and Medicine 2016 *Next Generation Earth System Prediction: Strategies for Subseasonal to Seasonal Forecasts* (Washington, DC: National Academies Press) (<https://doi.org/10.17226/21873>)
- Rayner P J, Law R M and Dargaville R 1999 The relationship between tropical CO₂ fluxes and the El Niño-southern oscillation *Geophys. Res. Lett.* **26** 493–6
- Schimel D, Churkina G, Braswell B H and Trenbath J 2005 Rememberance of weather past: ecosystem responses to climate variability *A History of Atmospheric CO₂ and its Effects on Plants, Animals, and Ecosystems, Ecological Studies* vol 177 ed J R Ehleringer *et al* (New York: Springer) ch 16, pp 350–68
- Séférian R, Berthet S and Chevallier M 2018 Assessing the decadal predictability of land and ocean carbon uptake *Geophys. Res. Lett.* **45** 2455–66
- United Nations Framework Convention on Climate Change 2015 Adoption of the Paris agreement, Proposal by the President, Draft decision -/CP.21 (https://un.org/ga/search/viewm_doc.asp?symbol=FCCC/CP/2015/L.9)
- Yeager S, Karspeck A, Danabasoglu G, Tribbia J and Teng H 2012 A decadal prediction case study: late twentieth-century North Atlantic ocean heat content *J. Clim.* **25** 5173–89
- Yeager S G, Karspeck A R and Danabasoglu G 2015 Predicted slowdown in the rate of Atlantic sea ice loss *Geophys. Res. Lett.* **42** 10,704–10,713
- Yeager S G *et al* 2018 Predicting near-term changes in the Earth system: a large ensemble of initialized decadal prediction simulations using the Community Earth System Model *Bull. Am. Meteorol. Soc.* **99** 1867–86
- Zeng N, Yoon J-H, Vintzileos A, Collatz G J, Kalnay E, Mariotti A, Kumar A, Busalacchi A and Lord S 2008 Dynamical prediction of terrestrial ecosystems and the global carbon cycle: a 25-year hindcast experiment *Glob. Biogeochem. Cycles* **22** GB4015
- Zhu Z *et al* 2016 Greening of the Earth and its drivers *Clim. Change* **6** 791

1 *Supplemental information for: High predictability of terrestrial carbon fluxes*
2 **from an initialized decadal prediction system**

3 Nicole S. Lovenduski¹, Gordon B. Bonan², Stephen G. Yeager², Keith Lindsay², and Danica L.
4 Lombardozzi²

5 ¹Department of Atmospheric and Oceanic Sciences and Institute of Arctic and Alpine Research, University of
6 Colorado, Boulder, CO, USA.

7 ²Climate and Global Dynamics Laboratory, National Center for Atmospheric Research, Boulder, CO, USA.

8 nicole.lovenduski@colorado.edu

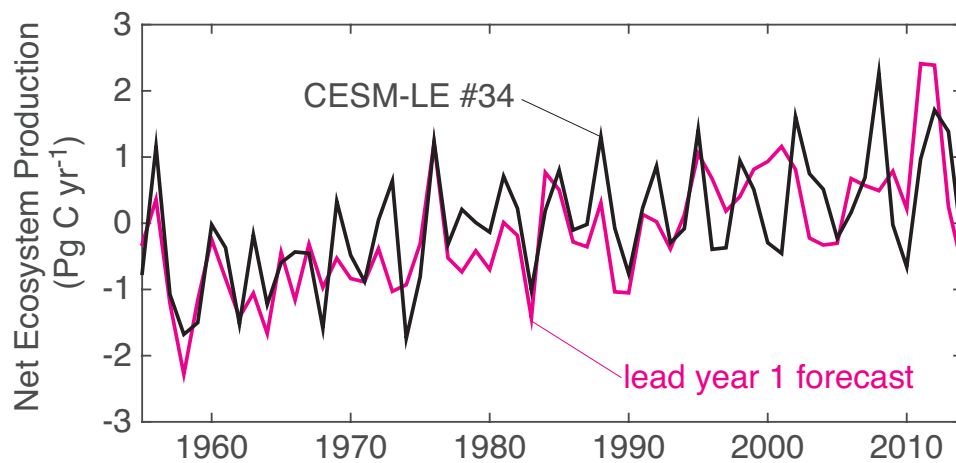


Figure S1: Temporal evolution of the globally-integrated, annual-mean net ecosystem production (Pg C yr⁻¹), as estimated by (black) CESM-LE ensemble #34, and (pink) the CESM-DPLE initialized forecast in forecast lead year 1.

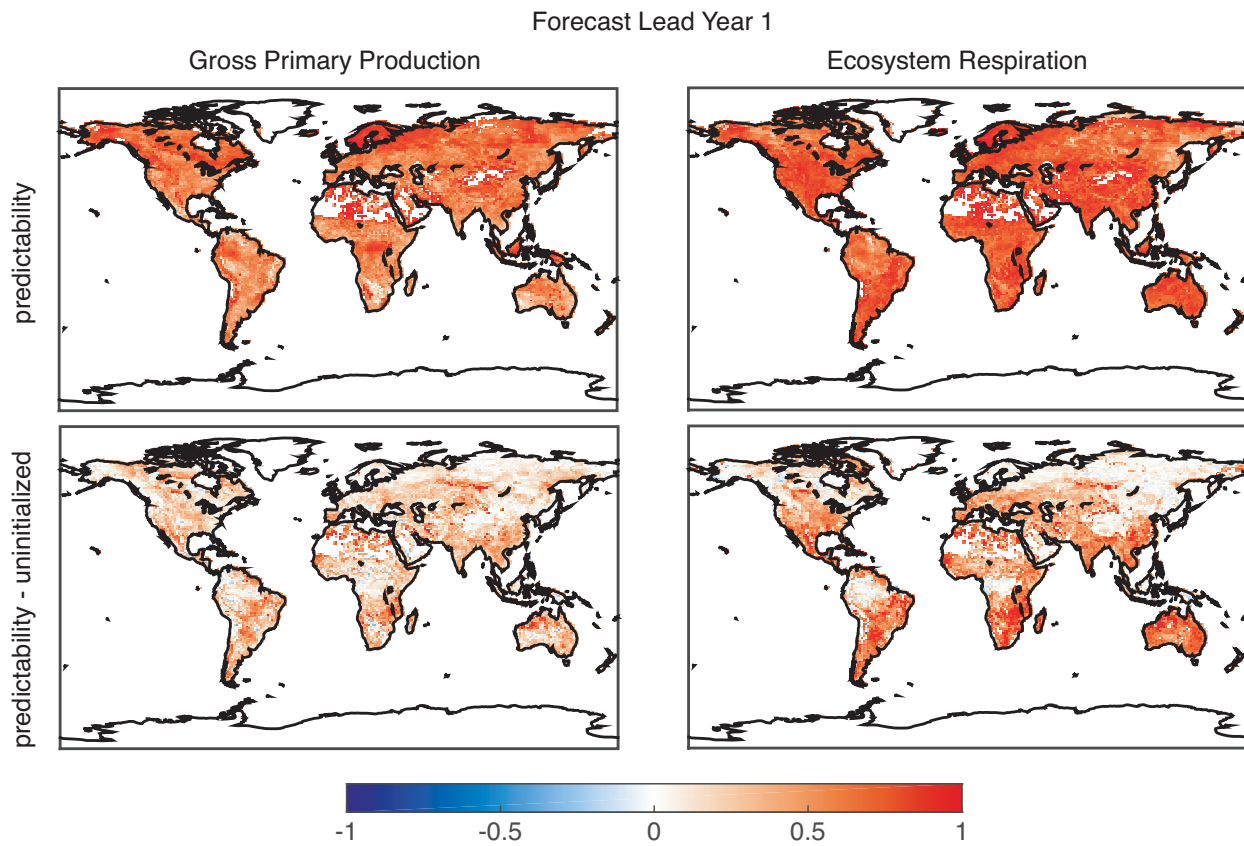


Figure S2: (first row) Predictability of (first column) gross primary production and (second column) ecosystem respiration, as indicated by the correlation coefficient of the CESM-DPLE initialized forecast with CESM-LE member #34. (second row) The gain in predictability (difference in correlation coefficients) from the initialized forecast relative to the persistence forecast at forecast lead year 1.