



# A Hidden Friend for the Galactic Center Black Hole, Sgr A\*

Smadar Naoz<sup>1,2</sup> , Clifford M. Will<sup>3,4</sup> , Enrico Ramirez-Ruiz<sup>5,6</sup> , Aurélien Hees<sup>7</sup> , Andrea M. Ghez<sup>1</sup> , and Tuan Do<sup>1</sup>

<sup>1</sup> Department of Physics and Astronomy, University of California, Los Angeles, CA 90095, USA

<sup>2</sup> Mani L. Bhaumik Institute for Theoretical Physics, Department of Physics and Astronomy, UCLA, Los Angeles, CA 90095, USA

<sup>3</sup> Department of Physics, University of Florida, Gainesville, FL 32611, USA

<sup>4</sup> Institut d'Astrophysique, Sorbonne Université, F-75014 Paris, France

<sup>5</sup> Department of Astronomy and Astrophysics, University of California, Santa Cruz, CA 95064, USA

<sup>6</sup> Niels Bohr Institute, University of Copenhagen, Blegdamsvej 17, DK-2100 Copenhagen, Denmark

<sup>7</sup> SYRTE, Observatoire de Paris, Université PSL, CNRS, Sorbonne Université, LNE, 61 avenue de l'Observatoire, F-75014 Paris, France

Received 2019 November 4; revised 2019 November 27; accepted 2019 December 2; published 2019 December 31

## Abstract

The hierarchical nature of galaxy formation suggests that a supermassive black hole binary could exist in our galactic center. We propose a new approach to constraining the possible orbital configuration of such a binary companion to the galactic center black hole Sagittarius A\* (Sgr A\*) through the measurement of stellar orbits. Focusing on the star S0–2, we show that requiring its orbital stability in the presence of a companion to Sgr A\* yields stringent constraints on the possible configurations of such a companion. Furthermore, we show that precise measurements of time variations in the orbital parameters of S0–2 could yield stronger constraints. Using existing data on S0–2 we derive upper limits on the binary black hole separation as a function of the companion mass. For the case of a circular orbit, we can rule out a  $10^5 M_\odot$  companion with a semimajor axis greater than 170 au or 0.8 mpc. This is already more stringent than bounds obtained from studies of the proper motion of Sgr A\*. Including other stars orbiting the galactic center should yield stronger constraints that could help uncover the presence of a companion to Sgr A\*. We show that a companion can also affect the accretion process, resulting in a variability that may be consistent with the measured infrared flaring timescales and amplitudes. Finally, if such a companion exists, it will emit gravitational wave radiation, potentially detectable with the Laser Interferometer Space Antenna (LISA).

*Unified Astronomy Thesaurus concepts:* Supermassive black holes (1663); Astrophysical black holes (98); Galactic center (565); Milky Way Galaxy physics (1056); Gravitation (661); Gravitational waves (678); Gravitational wave sources (677); Milky Way Galaxy (1054); Milky Way dynamics (1051)

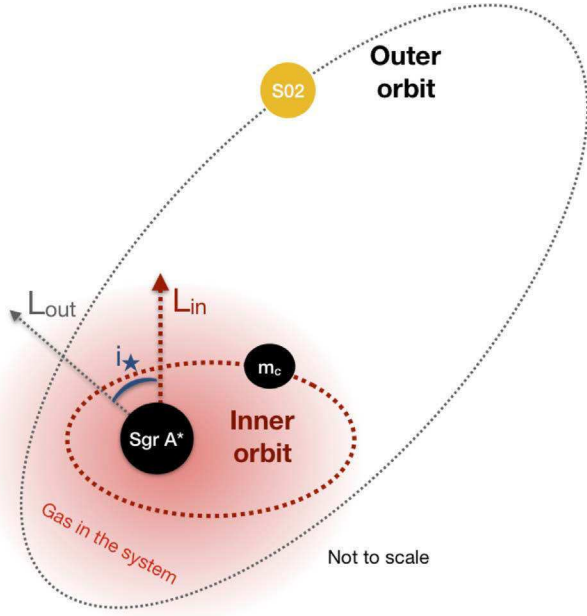
## 1. Introduction

Almost every galaxy, our own Milky Way included, harbors a supermassive black hole (SMBH) in its nucleus. Furthermore, the hierarchical nature of the galaxy formation paradigm suggests that major galaxy mergers may result in the formation of binary SMBHs (e.g., Di Matteo et al. 2005; Hopkins et al. 2006; Robertson et al. 2006; Callegari et al. 2009). Already, observations have suggested several wide binary systems as well as binary candidates with sub-parsec to tens to hundreds of parsec separations (e.g., Sillanpaa et al. 1988; Rodriguez et al. 2006; Komossa et al. 2008; Bogdanović et al. 2009; Boroson & Lauer 2009; Dotti et al. 2009; Batcheldor et al. 2010; Deane et al. 2014; Liu et al. 2014, 2016; Li et al. 2016; Bansal et al. 2017; Kharb et al. 2017; Runnøe et al. 2017; Pesce et al. 2018). Furthermore, observations of several active galactic nuclei pairs with kpc-scale separations have been interpreted as systems containing SMBH binaries (e.g., Komossa et al. 2003; Bianchi et al. 2008; Comerford et al. 2009, 2018; Green et al. 2010; Liu et al. 2010; Smith et al. 2010).

The most definitive case of the existence of an SMBH is at the center of our galaxy, commonly known as Sagittarius A\* (Sgr A\*). Recent advances in technology, such as the advent of adaptive optics, have made it possible to measure stellar orbits at the galactic center. These orbits imply the presence of a 4 million solar masses black hole (e.g., Ghez et al. 2000, 2008; Gillessen et al. 2009, 2017; Boehle et al. 2016; Gravity Collaboration et al. 2019) residing in a dense stellar environment, called a nuclear star cluster, surrounding the SMBH (e.g., Ghez et al. 2003;

Gillessen et al. 2009; Lu et al. 2013). Continued observations have enabled precision measurements of the distance to the galactic center (e.g., Ghez et al. 2003; Boehle et al. 2016; Gravity Collaboration et al. 2019), new constraints on the fifth force (Hees et al. 2017), and the first gravitational redshift measurements near an SMBH (Gravity Collaboration et al. 2018; Do et al. 2019a).

Using measurements of stellar orbits, we examine here the possibility that the black hole at the center of our galaxy has a companion. If Sgr A\* has a hidden companion, myriad observable effects may occur. We consider the allowable binary configuration under the indirect assumption that S0–2 is stable against three-body scattering (Section 2). We then focus on three direct observational signatures (Section 3). First, the varying gravitational field of the binary could induce observable perturbations on the orbits of S0–2 and other stars surrounding the pair (Sections 3.1 and 3.2). Second, if there is a disk of accreting matter surrounding the massive member of the pair, the passage of the secondary black hole through the disk could induce variability in the output of electromagnetic radiation from the vicinity of Sgr A\*, the emissive source associated with the SMBH (Section 3.3). Finally, such a companion may be detected by the future Laser Interferometer Space Antenna (LISA) gravitational-wave mission (Section 3.4). Current and future observations could then either reveal the presence of such a companion or provide constraints on its mass and orbital parameters.



**Figure 1.** Hierarchical three-body system consisting of the inner binary and the star S0-2.

## 2. Stellar Perturbations from an Inner Binary System

We consider a hierarchical triple system in which the inner binary consists of the massive black hole Sgr A\* and a lighter black hole companion, with masses  $m_*$  and  $m_c$ , respectively, and the outer body is a star of mass  $m_*$  such as S0-2 (see Figure 1). We assume that the ratio  $a_c/a_*$  of the inner and outer semimajor axes is small, or that the inner orbital period is short compared to the outer orbital period. But unlike conventional hierarchical triple systems, where the outer body perturbs the inner binary (inducing Eccentric Kozai–Lidov oscillations, for example), here we treat the outer body as a massless test particle. It has no effect on the inner binary, but its orbit is perturbed by the varying multipole moments of the inner binary’s gravitational field. We call these “inverse Eccentric Kozai–Lidov” (iEKL) perturbations (e.g., Naoz et al. 2017; Zanardi et al. 2017). For simplicity we assume that the two black holes have zero spin.

Such outer test particle systems were previously studied to the quadrupole level of approximation (e.g., Ziglin 1975; Verrier & Evans 2009; Farago & Laskar 2010; Gallardo et al. 2012), and were recently extended to octupole order (Naoz et al. 2017; Zanardi et al. 2017) and to hexadecapole order (Vinson & Chiang 2018; de Elía et al. 2019). We choose a fixed reference coordinate system (invariable plane) whose Z-axis is parallel to the system’s angular momentum vector (see e.g., Naoz et al. 2013a), which in this case comes entirely from the inner binary. The orbit of the third, outer body is described by inclination  $i_*$  of its plane relative to the XY-plane, angle of ascending node  $\Omega_*$  relative to the X-axis, and pericenter angle  $\omega_*$  relative to the line of nodes. The orbit itself is characterized by semimajor axis  $a_*$  and eccentricity  $e_*$ . The inner orbit has semimajor axis  $a_c$  and eccentricity  $e_c$ . However, its inclination vanishes, and as a result, in the absence of an outer body its nodal and pericenter angles  $\Omega_c$  and  $\omega_c$  would be ambiguous; only the sum  $\varpi_c \equiv \omega_c + \Omega_c$ , the angle from the X-axis to the pericenter, is well defined. However, the outer body’s orbit

defines a nodal angle  $\Omega_*$ , and in the case of non-zero masses for all three bodies, it is known that  $\Omega_c = \Omega_* + \pi$ . Accordingly, we will retain this definition in the test-mass outer body limit. This then serves to define the inner orbit’s pericenter angle  $\omega_c \equiv \varpi_c - \Omega_* - \pi$ . This will be important when we introduce general relativistic (GR) effects, which induce a precession of  $\varpi_c$ .

These angles are defined in the invariable plane and should not be confused with the observed inclination, ascending node, and pericenter angles ( $i_{*,\text{sky}}$ ,  $\Omega_{*,\text{sky}}$ ,  $\omega_{*,\text{sky}}$ ), defined with respect to the line of sight (LOS; see Section 3.1.1 from Ghez et al. 2005). Given a configuration of the inner SMBH binary, simple relations between these angles can be obtained. Here we work in the reference frame of the invariable plane. To indicate parameters on the plane of the sky we will add the subscript “sky.”

For the outer orbit, at quadrupole order and averaging over both the inner and outer orbital periods (the “secular approximation”),  $a_*$  and  $e_*$  are constant. For our analysis, we consider the time evolution of  $\Omega_*$ ,  $\theta = \cos i_*$ , and the variable  $\varpi_*$ , defined by the relation  $d\varpi_*/dt \equiv d\omega_*/dt + \cos i_* d\Omega_*/dt$  (the full set of equations can be found in Naoz et al. 2017)

$$\frac{d\Omega_*}{d\tau} = -\frac{3\pi}{4}\eta\alpha^2 \frac{\theta Q}{(1-e_*^2)^2}, \quad (1)$$

$$\frac{d\theta}{d\tau} = \frac{15\pi}{4}\eta\alpha^2 \frac{e_c^2(1-\theta^2)\sin 2\omega_c}{(1-e_*^2)^2}, \quad (2)$$

$$\frac{d\varpi_*}{d\tau} = \frac{3\pi}{8}\eta\alpha^2 \frac{4 + 6e_c^2 - 3(1-\theta^2)Q}{(1-e_*^2)^2}, \quad (3)$$

where  $\eta \equiv m_*m_c/(m_* + m_c)^2$ ,  $\alpha \equiv a_c/a_*$ , and  $Q \equiv 2 + 3e_c^2 - 5e_c^2 \cos 2\omega_c$ . The parameter  $\tau$  is time measured in units of the outer orbital period. The timescale for these quadrupolar precessions is given, from Equations (1) and (2), by (Naoz et al. 2017):

$$t_{\text{quad}} \sim \frac{4}{3}P_*(1-e_*^2)^2 \frac{m^2}{m_*m_c} \left(\frac{a_*}{a_c}\right)^2, \quad (4)$$

where  $m \equiv m_* + m_c$  and  $P_*$  is the orbital period of the star. Note that this timescale is different from the nominal EKL timescale (see Naoz 2016; Naoz et al. 2017, for further discussion).

Earlier studies (e.g., Naoz et al. 2017; de Elía et al. 2019) showed that octupole terms in the secular outer test particle equations (i.e., iEKL) can lead to large eccentricity excitations of the outer orbit. These large eccentricity values can lead to instability by plunging the star so close to the SMBH binary that it experiences a three-body scattering event. To avoid this we require that GR precessions be strong enough to suppress quadrupole, and thus octupole, excitations (e.g., Naoz et al. 2013b, 2017). We include the octupole level of approximation in the numerical results presented in the Appendix.

The leading GR pericenter precession effects on the orbits are given by

$$\left(\frac{d\varpi_c}{dt}\right)_{\text{GR}} = \frac{6\pi Gm}{P_c c^2 a_c (1-e_c^2)}, \quad (5)$$

$$\left(\frac{d\varpi_*}{dt}\right)_{\text{GR}} = \frac{6\pi Gm}{P_* c^2 a_* (1-e_*^2)}, \quad (6)$$

where  $G$  and  $c$  are Newton’s constant and the speed of light. We also consider the effects of gravitational-wave (GW) damping on the inner orbit. The timescale associated with this damping is estimated as

$$t_{\text{GW}} \sim 2 \times 10^8 \text{ yr} \left( \frac{4 \times 10^6 M_\odot}{m_\star} \right) \left( \frac{10^4 M_\odot}{m_c} \right) \times \left( \frac{m}{4 \times 10^6} \right)^{-1} \left( \frac{a_c}{100 \text{ au}} \right)^4. \quad (7)$$

In the [Appendix](#) we show an example of the numerical evolution of an SMBH binary orbited by a S0–2-like star (see [Figure 6](#)).

### 3. Observational Signatures and Constraints

#### 3.1. Orbital Stability Constraints

Around the black hole we observe the S-star cluster, whose presence implies a stable configuration. At the octupole level of approximation, the perturbations by a hypothetical inner binary can induce high eccentricity and thus scattering. Thus, in order to avoid the destabilization of the cluster we derive one constraint on a companion by requiring that the quadrupole and thus the octupole excitations are sufficiently suppressed.

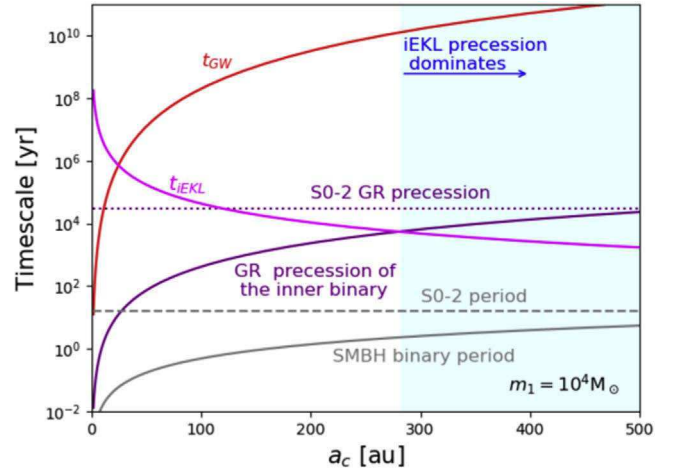
At quadrupole order, the orbit is stable: its semimajor axis  $a_\star$  and eccentricity  $e_\star$  are constant, and only its orientation varies. But when octupole-order terms are included, excitations of  $e_\star$  can occur. A rough rule of thumb for the quadrupole approximation to be valid is to require that (e.g., [Naoz et al. 2013a](#)):

$$\epsilon = \eta \left( \frac{a_c}{a_\star} \right) \frac{e_c}{1 - e_\star^2} < 0.1, \quad (8)$$

which merely encapsulates the requirement that the octupole perturbation be suitably small. However, this is only a rough criterion, and octupolar perturbations from the inner orbit may increase the outer test particle’s eccentricity, possibly resulting in either an unbound orbit or in orbit crossing between the outer particle and the inner companion, leading to a scattering event. In fact, numerical simulations by [de Elía et al. \(2019\)](#) showed that the outer orbit eccentricity tends to grow beyond the values predicted by the secular approximation, which means that simply adopting Equation (8) may be insufficient. Whether such “instabilities” are generic over the parameter space of interest or confined to very specific cases is a question that we will address separately. We note that we attempt to avoid this by requiring the stability regime at which GR precession is faster than the quadrupole timescale.

As the resonant angle at the quadrupole level is  $\omega_c$  (e.g., [Naoz et al. 2017](#); [Vinson & Chiang 2018](#); [Zanardi et al. 2018](#); [de Elía et al. 2019](#)), the GR precession of the inner orbit may suppress Kozai–Lidov oscillations the orbit elements (e.g., [Naoz et al. 2013b, 2017](#)). This occurs when the GR precession timescale is shorter than the iEKL timescale; comparing Equation (4) with  $d\omega_c/dt$  from Equation (5), we find the limiting separation of the companion

$$a_{\text{lim}} \sim \left( \frac{4}{\eta} \right)^{2/9} R_g \left( \frac{a_\star}{R_g} \right)^{7/9} \left( \frac{[1 - e_\star^2]^2}{1 - e_c^2} \right)^{2/9}, \quad (9)$$



**Figure 2.** Timescales of some of the different physical processes that affect the system. This example assumes a  $10^4 M_\odot$  companion to Sgr A\*.

where  $R_g = Gm/c^2$  is the effective gravitational radius of the inner binary.

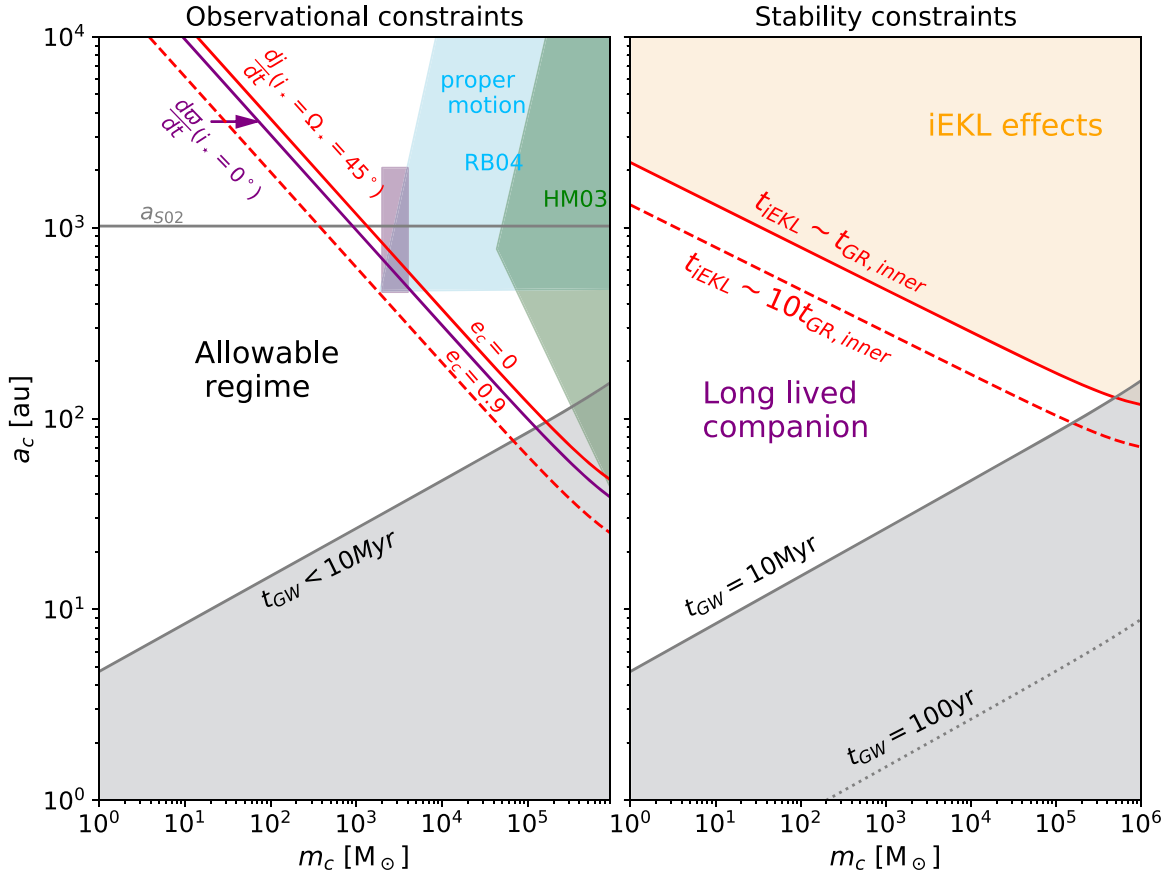
Introducing the specific orbital parameters for the star S0–2:  $a_\star = 1020$  au,  $e_\star = 0.88$ ,  $P_\star = 15.8$  yr, and assuming  $4 \times 10^6 M_\odot$  for the mass of Sgr A\*, we estimate the timescale for variations of relevant orbital quantities as a function of the companion’s semimajor axis  $a_c$ . These estimates are displayed in [Figure 2](#), assuming  $10^4 M_\odot$  for the companion mass. The curve labeled  $t_{\text{iEKL}}$  arises from the quadrupolar Equation (4). [Figure 2](#) also shows the GR pericenter precession timescales of both inner and outer orbits from Equations (5) and (6), along with the two orbital periods. The point where the  $t_{\text{iEKL}}$  curve intersects the curve for GR precession of the inner binary (Equation (9)) demarcates the boundary between the colored region where iEKL excitations dominate and instabilities can occur, and the white region, where GR precessions can stabilize the orbits.

In addition, we must assume that the binary survives gravitational-radiation decay long enough to be observationally relevant. One timescale might be 100 yr, corresponding (roughly) to the length of an observational campaign. A more reasonable timescale might be tens of megayears, corresponding to the last star formation episode (e.g., [Lu et al. 2013](#)). The latter timescale is plotted as the curve  $t_{\text{GW}}$  in [Figure 2](#).

In the right panel of [Figure 3](#) displaying  $a_c$  versus  $m_c$ , we plot curves indicating where the timescale for iEKL oscillations is equal to (or 10 times) the timescale for the GR pericenter precession of the inner orbit, and where the GW timescale is 100 yr and 10 Myr. The white region then corresponds to companions that we wish to study.

#### 3.2. The Time Variability of a Stellar Orbit

Here we focus on potential signatures of the presence of an SMBH binary on the orbit of the star S0–2. At the quadrupole level of approximation, the inclination may oscillate and the longitude of the ascending node and the pericenter will either librate or circulate, depending on whether the inclination crosses from below to above  $90^\circ$ . From Equation (4) we can make a rough estimate of the rate of change of the orbital



**Figure 3.** Constraints on the mass-semimajor axis parameter space of a hypothetical companion to Sgr A\*. Right panel: we show constraints obtained by requiring that iEKL effects do not induce instabilities in the stellar orbit (yellow region). Below the lines where the iEKL timescales are comparable to or 10 times the GR precession timescale, GR precessions tend to suppress iEKL excitations. The gray region denotes configurations where the GW merger time is shorter than 10 Myr (the dotted line is for a merger time of 100 yr). Left panel: we show observational constraints obtained from the two invariant quantities of Equations (11)–(14). Specifically, we consider the bound on  $dj/dt$ , for  $i_* = \Omega_* = 45^\circ$  and  $e_c = 0$  and  $e_c = 0.9$  (solid and dashed red lines, respectively). For  $d\varpi/dt$ , we show the bound on the square root of the sum of the squares of the two terms in Equation (14), assuming  $i_* = 0^\circ$  and  $e_c = 0$ . While  $i_*$  is an unknown parameter, the two invariant variables have very different dependences on  $i_*$ , enabling us to impose complementary bounds. From these limits, we can already rule out a  $10^5 M_\odot$  companion in a circular orbit beyond 170 au. We also include constraints imposed by data on the proper motion of Sgr A\* (Hansen & Milosavljević, 2003; green), and (Reid & Brunthaler 2004; cyan). We also show the exuded regime from Gualandris & Merritt (2009)  $N$ -body integrations of stellar orbits in the presence of a companion, purple rectangle.

orientation parameters  $\Omega_*$ ,  $\varpi_*$  and  $\theta = \cos i_*$ , of order

$$\begin{aligned} \text{Rate} &\sim \frac{3\pi}{4} P_*^{-1} \frac{\eta \alpha^2}{(1 - e_*^2)^2} \\ &\sim 0.004 \text{ deg yr}^{-1} \left( \frac{m_c}{10^4 M_\odot} \right) \left( \frac{a_c}{100 \text{ au}} \right)^2. \end{aligned} \quad (10)$$

The recent closest approach of S0–2 has been used to test and confirm the prediction of general relativity for the relativistic redshift (e.g., Gravity Collaboration et al. 2018; Do et al. 2019a). This well-studied star provides an opportunity to place limits on the inner orbit’s configuration. The current estimate of the angle of nodes of S0–2 on the sky,  $\Omega_{\text{sky}}$ , is  $227^\circ 49 \pm 0.29(\text{stat}) \pm 0.11(\text{syst})$  (Do et al. 2019a) or  $228^\circ 075 \pm 0.04$  (Gravity Collaboration et al. 2018). In addition, the publicly available data from Do et al. (2019a) has made it possible to estimate upper limits on a linear drift for each of S0–2’s orbital elements using the Keck radial velocities reported in Chu et al. (2018) and Do et al. (2019a), the Very Large Telescope radial velocities reported in Gillessen et al. (2017), and the Keck astrometric measurements reported in Do et al. (2019a) and expressed within the reference frame developed in Sakai et al. (2019) and Jia et al. (2019). The

orbital fit methodology is thoroughly described in the supplementary materials of Do et al. (2019a). The parameters included in the orbital fit are: the SMBH mass, the distance  $R_0$  to the galactic center, the SMBH 2D position and velocity in the plane of the sky, the SMBH velocity along the LOS, the six standard orbital parameters for S0–2, an offset for the Keck near-infrared (NIR) imager, NIRC2, radial velocities to correct for fringing effects and two parameters characterizing the correlation within S0–2 astrometric measurements (see Do et al. 2019a, for more details). In addition, a linear drift for each orbital parameter is included as well (for this analysis, each drift is considered independently from the others). Statistical tests for model selection based on Bayesian evidence (see Do et al. 2019a) show that models that include a linear drift are not favored, such that no significant deviations from zero were reported. An estimate of the 95% upper limit on a linear drift of S0–2’s orbital elements has been derived from the posterior probability distribution of the fit combined with an estimate of the systematic uncertainty derived from a jackknife analysis at the level of the reference frame construction (see Boehle et al. 2016; Do et al. 2019a; Sakai et al. 2019). As a result, an upper limit on the rate of change of  $\Omega_{\text{sky}}$  is estimated as  $|d\Omega_{\text{sky}}/dt| < 0.07 \text{ deg yr}^{-1}$  at the 95% confidence level; a similar upper limit



can be imposed on  $|d\omega_{\text{sky}}/dt|$  (see also Hees et al. 2017). Furthermore, an upper limit on the rate of change of inclination is estimated as  $|di_{\text{sky}}/dt| < 0.02 \text{ deg yr}^{-1}$ .

Using these constraints we derive potential observational constraints on the allowable mass and separation of the companion. The angle of nodes, orbital inclination, and pericenter angle in a given reference basis, either that of the invariable plane or that of the sky, are defined by S0–2’s angular momentum unit vector  $\mathbf{j} = (\sin i \sin \Omega, -\sin i \cos \Omega, \cos i)$  and by its Runge–Lenz vector  $\mathbf{e}_{\text{RL}}$ , leading to a complicated relationship between the orbital elements in the two bases. However, it is straightforward to show that the quantities

$$\left| \frac{d\mathbf{j}}{dt} \right|^2 = \left( \frac{di}{dt} \right)^2 + \sin^2 i \left( \frac{d\Omega}{dt} \right)^2, \quad (11)$$

$$\frac{d\mathbf{e}_{\text{RL}}}{dt} \cdot (\mathbf{e}_h \times \mathbf{e}_{\text{RL}}) = \frac{d\omega}{dt} + \cos i \frac{d\Omega}{dt} \equiv \frac{d\varpi}{dt}, \quad (12)$$

are rotationally invariant; in other words, they have the same value in the basis of the invariable plane as on the sky. Thus, using the aforementioned rate estimates, and adopting  $i_{\text{sky}} = 133^\circ$  (Do et al. 2019a), we obtain upper limits for  $|d\mathbf{j}/dt|_{\text{sky}}$  and for  $|d\varpi/dt|_{\text{sky}}$ . On the other hand, combining Equations (1)–(3), we can write

$$\left| \frac{d\mathbf{j}}{dt} \right|_* = \frac{3\pi}{4} \eta \left( \frac{a_c}{a_*} \right)^2 \frac{\sin i_*}{(1 - e_*^2)^2} \mathcal{R} / P_*, \quad (13)$$

$$\left| \frac{d\varpi}{dt} \right|_* = \frac{6\pi G m_*}{c^2 a_* (1 - e_*^2) P_*} + \frac{3\pi \eta}{8} \left( \frac{a_c}{a_*} \right)^2 \frac{S P_*^{-1}}{(1 - e_*^2)^2}, \quad (14)$$

where  $\mathcal{R} = [Q^2 \cos^2 i_* + 25e_c^4 \sin^2 2\omega_c]^{1/2}$  and  $S = 4 + 6e_c^2 - 3Q \sin^2 i_*$ . Note that the first term in Equation (14) comes from the GR precession of the star. Because the left-hand sides of these two equations are equal to the estimates obtained from data on the sky, we can obtain bounds for  $a_c$  as a function of  $m_c$ . We show representative solutions in Figure 3, where we depict the  $m_c$ – $a_c$  parameter space for possible orbital configurations of an SMBH companion. Note that for the inner binary, we have used the relation  $\omega_c = \varpi_c - \Omega_* - \pi$  (Section 2), and have chosen without loss of generality  $\varpi_c = 0$  (see Naoz et al. 2017). The example bounds shown for  $|d\mathbf{j}/dt|$  are for nominal values of  $i_* = 45^\circ$  and  $\Omega_* = 45^\circ$ , and  $e_c = 0$  and  $e_c = 0.9$  (solid and dashed lines, respectively). For  $d\varpi/dt$  we adopt  $i_* = 0^\circ$  (because we are dealing with upper limits from the data, we construct the square root of the sum of the squares of the terms in Equation (12)). This shows that the unknown value of  $i_*$  does not prevent us from placing meaningful constraints on the parameter space, because we have complementary invariant parameters. For example, it is simple to show that, for a  $10^5 M_\odot$  companion in a circular orbit, the combined bounds lead to the firm constraint  $a_c < 170 \text{ au}$ , irrespective of the mutual inclination of SO–2. We can generalize this case to the allowed parameter space as a function of mass:

$$a_{c,\text{allowed}}(e_c \rightarrow 0) \lesssim 170 \text{ au} \sqrt{\frac{10^5 M_\odot}{m_c}}. \quad (15)$$

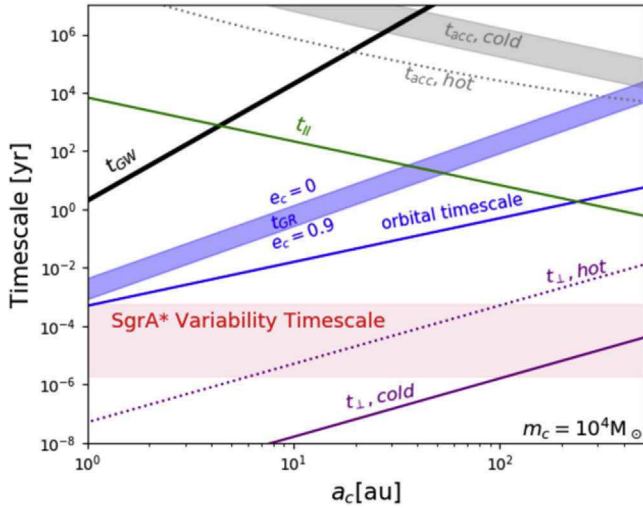
Conversely, if non-zero values for  $d\Omega_{\text{sky}}/dt$ ,  $di_{\text{sky}}/dt$  and  $d\omega_{\text{sky}}/dt$  should be obtained, then in the case of  $e_c \rightarrow 0$ , Equations (13) and (14) could be used to solve for  $i_*$ , independently of the mass and separation of the binary. In other words, the information obtainable on a companion is not strongly dependent on  $i_*$ , as shown already in Figure 3. The bounds that we derive here are more constraining than the bounds on a companion inferred from data on the proper motion of Sgr A\* relative to distant quasars (e.g., Gualandris & Merritt 2009).

We note that at the quadrupole level of approximation the outer orbit’s eccentricity remains constant (Naoz et al. 2017). Because we mostly consider the parameter space in which the GR precession rate is faster than the rate of quadrupole, and thus of octupole, effects, we do not expect significant changes in S0–2’s eccentricity. The agreement between the right and left panels in Figure 3 suggest that octupole effects may be indeed suppressed. S0–2’s eccentricity is consistent with the observed upper limit  $|de/dt| < 2.9 \times 10^{-4} \text{ yr}^{-1}$  at 95 % confidence level, estimated using the same procedure as described above. Similarly in this regime, the dominant precession of the argument of pericenter of S0–2 (Equation (6)) should be GR. But the level of agreement between measured values of the pericenter precession and the GR prediction will still provide bounds on  $d\varpi_*/dt$ . The implications for bounding a companion once the GR precession is actually measured will be explored in future work.

### 3.3. Variability due to Interaction with the Surrounding Medium

If the mass of the SMBH at the center of the galaxy grew continuously over the lifetime of the galaxy ( $\sim 10^{10} \text{ yr}$ ), it would imply an average accretion rate of about  $4 \times 10^{-4} M_\odot \text{ yr}^{-1}$ . However, observational estimates from linear polarization emission from Sgr A\*, suggested a current accretion rate of  $10^{-9}$ – $10^{-7} M_\odot \text{ yr}^{-1}$  (e.g., Bower et al. 2003). Roughly speaking, accretion flows onto black holes can be divided into two broad classes: cold, high-mass accretion rate, or hot, low-mass accretion rate (e.g., Yuan & Narayan 2014). The popular model for the accretion disk around Sgr A\* is that of a hot, geometrically thick disk that cannot cool efficiently, known as an advection-dominated disk (Phinney & Colgate 1981; Narayan et al. 1995, 1998; Quataert 2002, 2004; Ressler et al. 2018). This accretion model seems to be consistent with the observed spectrum of Sgr A\* and may yield high temperature for the plasma ( $\sim 10^{12} \text{ K}$  and  $\sim 10^9 \text{ K}$  for the ions and electrons, respectively, e.g., Narayan et al. 1998). Recently, Murchikova et al. (2019) reported the detection of a cool ( $\sim 10^4 \text{ K}$ ) rotationally supported disk, embedded within the hot plasma. Below we adopt a two-component model in order to investigate the consequences of a companion on Sgr A\* under a broad range of external conditions.

One of the striking observational features that is associated with accretion flow in the center of the galaxy is the variability in radio, NIR, and X-ray radiation (e.g., Zhao et al. 2001; Hornstein et al. 2002; Ghez et al. 2004; Miyazaki et al. 2004; Uttley et al. 2005; Gillessen et al. 2006; Yusef-Zadeh et al. 2007, 2011; Neilsen et al. 2013; Subroweit et al. 2017; Witzel et al. 2018; Do et al. 2019b; Chen et al. 2019). The variability can take place on a timescale of minutes to hundreds of



**Figure 4.** Relevant timescales for interaction between a  $10^4 M_\odot$  companion and an accretion disk. We consider the following physical processes: Bondi accretion timescales (Equation (20) for a hot (dotted gray line) and cold (gray band) disks. The cold disk has a band that represents the uncertainty in the mass estimation of the disk. We also depict the GW decay timescale (black line, Equation (7)), and GR precession for zero and 0.9 eccentricity (purple band, Equation (5)), as well as the orbital timescale of the companion. We also show the possible type-II migration of a companion in a cold disk (green line, Equation (22)). Finally, we show the minimum timescale associated with a companion crossing the disk perpendicularly (Equation (16)), while assuming  $e_c = 0.9$ . We adopt again a cold (purple solid) and a hot (purple dashed) disk. It is interesting to point out that this timescale is consistent with Sgr A\* variability timescales.

minutes, with characteristic coherence timescale of about  $243_{-57}^{+82}$  minutes (Witzel et al. 2018).

There are several timescales related to a possible companion to the SMBH that may force variability on the emitted radiation. We depict the relevant ones in Figure 4. The first is associated with the orbital timescale of the binary companion, which represent the maximal timescale for perturbation of the disk due to orbital crossing. It has negligible dependency on the companion mass (because  $m_c < m_*$ ). The binary orbit may not lie in the plane of the disk, and thus may only interact with it when the two cross. We can estimate the minimal time due to a perpendicular configuration of the orbit relative to the disk. In that case the orbit interacts with and perturbs the disk for

$$t_\perp \sim \frac{H}{v_{K,\text{peri}}}, \quad (16)$$

where  $v_{K,\text{peri}}$  is the Keplerian velocity of the companion at pericenter, and  $H$  is the scale height of the disk at the point of interacting with the companion, estimated as

$$H = \frac{c_s}{\Omega_{K,\text{peri}}}, \quad (17)$$

where  $\Omega_{K,\text{peri}}$  is the Keplerian orbital frequency of the disk around Sgr A\* at the point of the interaction with the companion. The speed of sound,  $c_s$ , can be estimated for ideal gas with adiabatic index,  $\gamma$ , and temperature  $T$  by

$$c_s = \sqrt{\frac{2k_B \gamma T}{m_p}}, \quad (18)$$

where  $m_p$  is the mass of a proton and  $k_B$  is the Boltzmann constant. In Figure 4 we explore two possible scale heights, one

of the cold disk (solid lines) and one for the hot component (dotted lines); we assumed an eccentric  $10^4 M_\odot$  companion with  $e_c = 0.9$ . In Figure 4 we show  $t_\perp$  for the nominal system, where interaction of a companion perpendicular to both hot and cold components may perturb the disk on timescales that are consistent with observations.

The companion may also accrete mass as it travels within the disk. Assuming Bondi accretion, the mass accretion rate onto the companion black hole is

$$\dot{M}_c \sim \frac{4\pi G^2 m_c^2 \rho}{(c_s^2 + \langle v_{K,r} \rangle^2)^{3/2}}, \quad (19)$$

where  $\langle v_{K,r} \rangle$  is the average companion's Keplerian velocity along the orbit relative to the Keplerian velocity of the disk, and  $\rho$  is the density of the disk, which can be estimated from the number density  $n$  of the disk. The latter is estimated as  $130 \text{ cm}^{-3}$  for the hot component (Baganoff et al. 2003), and as  $10^5 \text{ cm}^{-3}$  for the cold disk (Murchikova et al. 2019). The timescale associated with accretion is then

$$t_{\text{acc}} \sim \frac{M_d}{\dot{M}_c}, \quad (20)$$

where  $M_d$  is the mass of the disk. Thus, for the cold disk with  $M_d \sim 10^{-4} - 10^{-5} M_\odot$  (Murchikova et al. 2019) the timescale due to accretion is rather long, depicted in Figure 4 as a gray band. For the hot component we adopt  $M_d \sim 10^{-9} M_\odot$ .

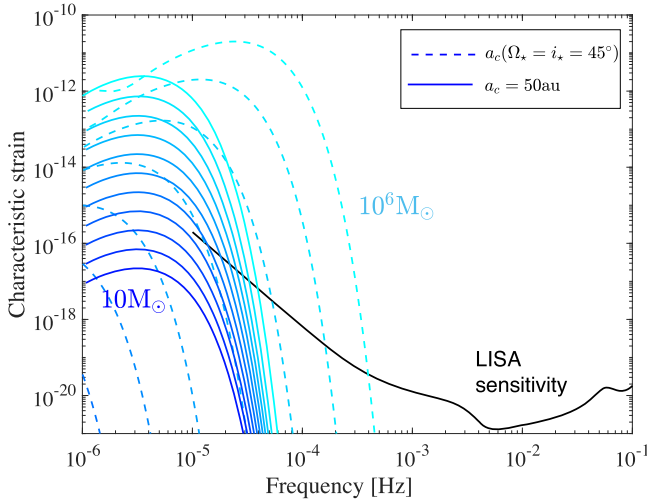
As can be seen from Figure 4, the crossing time of an eccentric companion, perpendicular to the disk (Equation (16)), is consistent with the IR variability timescale of  $\sim 1$ –300 minutes. We note that we do not expect the effect to be periodic as the disk may precess, warp, and torque because of the companion. Moreover, the main variability driver may be due to the gas rearranging itself, which is not necessarily periodic. The complex physical processes that should be taken into account are beyond this proof-of-concept calculation. We also do not expect a periodic effect because the accretion is very low (unlike OJ 287, that may have a large accretion rate and a dense disk Sillanpaa et al. 1988; Lehto & Valtonen 1996; Valtonen et al. 2019).

We estimate the change of luminosity that occurs when the companion passes through the disk by considering the ratio between the Bondi accretion surface of the companion  $\sim \pi r_B^2$ , where  $r_B \sim Gm_c/c_s^2$ , to the surface area of the annulus in the disk  $\pi a_c r_B$ :

$$\left| \frac{\Delta L}{L} \right| \lesssim \frac{Gm_c}{a_c c_s^2} \sim 3\% \left( \frac{m_c}{10 M_\odot} \right) \left( \frac{10 \text{ au}}{a_c} \right) \left( \frac{10^9 \text{ K}}{T} \right). \quad (21)$$

This is the minimum luminosity difference that we expect from the companion plunging through the disk. The rearranging of the gas following the perturbation to the disk is expected to reach larger amplitudes. We speculate that it may even reach the observed variability magnitude  $\sim 10\%$ – $75\%$  (Witzel et al. 2018). We caution, however, that a hydrodynamics simulation is needed to explore the full potential of this model in addressing the variability of Sgr A\*.

Finally, we note that if the companion lies within the plane of a cold disk, it may open a gap and migrate inward via type-II



**Figure 5.** Characteristic strain as a function of frequency. We consider the GW signal from an SMBH binary located at  $a = 50$  au (solid lines) as well as  $a_c(\Omega_* = i_* = 45^\circ)$ , which corresponds to the red dashed line from the left panel in Figure 3. We consider a range of masses varying from  $10 M_\odot$  (dark blue) to  $10^6 M_\odot$  (light blue). In all cases we adopt  $e_c = 0.9$ . We adopt a LISA observational time of 4 yr. The LISA noise sensitivity is shown in black (Robson et al. 2018).

migration with the estimated timescale of (e.g., Armitage 2007)

$$t_{II} \sim \frac{2}{3\alpha} \left( \frac{H}{a_c} \right)^{-2} \Omega_{K,peri}^{-1}, \quad (22)$$

where a gap opening condition is possible for a companion mass as low as  $\sim 10 M_\odot$ , inward to  $\sim 500$  au. Thus, in the presence of a cold disk, the companion could migrate inward on a faster timescale than GW decay. Moreover, this process may result in spiral arms that will in turn result in possible observed signatures of their own. We note that because the gas densities in the vicinity of the SMBH are small, the the gas drag on the binary timescales are much longer than  $t_{GW}$  (see Antoni et al. 2019, Equation (52)).

### 3.4. GW Signal

A massive companion in orbit around Sgr A\* will emit GWs. Because the companion can be on an eccentric orbit, the GWs are emitted over a wide range of frequencies that approximately peaks at a frequency of

$$f_p(a_c, e_c) = (1 + e_c)^{1/2} (1 - e_c)^{-3/2} f_{orb}(a_c), \quad (23)$$

where  $f_{orb}(a_c) = (2\pi)^{-1} \sqrt{G(m_* + m_c)} a_c^{-3/2}$ . To quantify the parameter space where a companion is detectable in the LISA band, we estimate the signal-to-noise ratio (S/N) as a function of  $a_c$  and  $e_c$  as (e.g., Robson et al. 2018)

$$S/N^2(a_c, e_c) = \int \frac{h_c^2(a_c, e_c, f)}{f^2 S_n(f)} df, \quad (24)$$

where  $S_n(f)$  is the effective noise power spectral density of the detector, weighted by the sky and polarization-averaged signal response function of the instrument (e.g., Equation (1) in Robson et al. 2018). Using the equations presented in Kocsis et al. (2012) and Hoang et al. (2019) we calculate the characteristic strain  $h_c(a_c, e_c, f)$  from the GW radiation as a function of the frequency. As can be seen in Figure 5, a

massive companion may be detectable by LISA for a non-negligible part of the parameter space.

## 4. Discussion

The hierarchical nature of galaxy formation suggests that an SMBH binary could exist in our galactic center. In this Letter we have proposed ways to constrain the possible orbital configuration of such a binary companion to Sgr A\*. In particular we focused on the well-studied star S0-2 and showed that requiring its stability in the presence of a companion to Sgr A\* yields interesting constraints on the possible allowed configurations of such a companion (Figure 3, right panel). We then pointed out that measurements of the time variations in the orbital parameters of S0-2 yield much stronger constraints (Figure 3, left panel) and that improved observations could even lead to the detection of a companion to Sgr A\*. We note that expanding this exercise to other stars at the galactic center is straightforward, and could yield tighter or complementary constraints. In particular, precise measurements of the time variability of the orbital parameters for other stars will allow narrowing the parameter space.

We note that a companion to Sgr A\* may also result in an imprint of the ejection velocity distribution of hypervelocity stars (e.g., Marchetti et al. 2018; Rasskazov et al. 2019; possibly detectable by *Gaia*). Hypervelocity stars are thought to be generated from the unbinding of binary stars approaching too close to an SMBH (Hills 1988). Stellar binaries unbinding due to gravitational interaction with binary SMBH can result in extreme velocities for the ejected stars, potentially providing a unique signature for the existence of this massive binary (e.g., Darbha et al. 2019; Rasskazov et al. 2019).

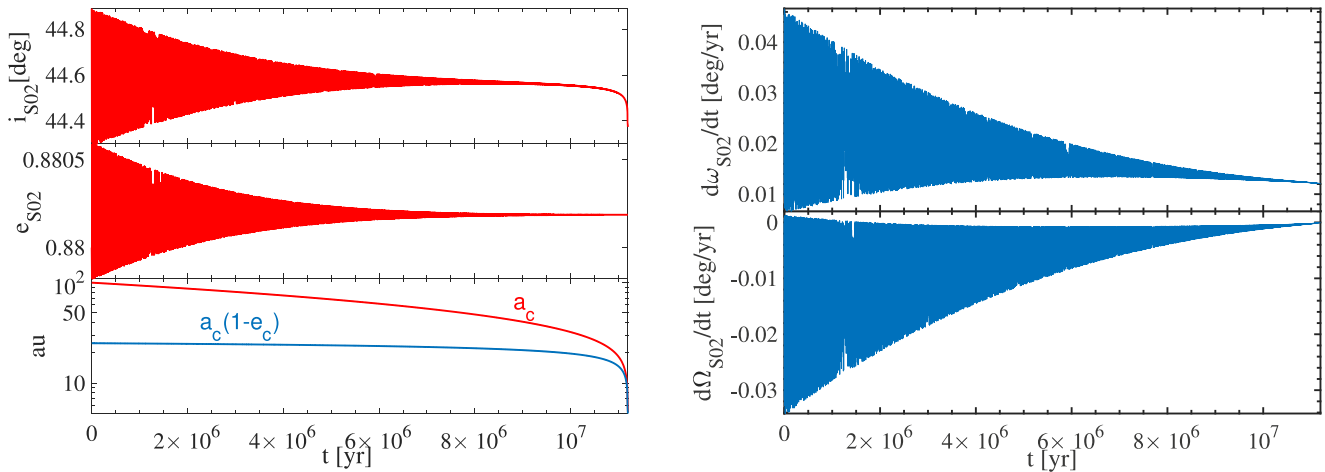
An SMBH companion could also interact with the accretion disk at the galactic center. As a proof-of-concept, we derive timescales estimates for the effect of a companion on the surrounding disk. We found consistency between the observed order of magnitude IR variability and a companion that plunges into a disk. Finally, we showed that a companion to Sgr A\* could be observable via the space GW detector LISA.

We thank the anonymous referee for their report. S.N. and C.M.W. thank the UCLA Bhaumik Institute for Theoretical Physics for the hospitality that enabled the initiation of this project. S.N. acknowledges the partial support of NASA grant No. 80NSSC19K0321, and also thanks Howard and Astrid Preston for their generous support. C.M.W. is supported in part by the National Science Foundation under grant Nos. PHY 16-00188 and 19-09247. E.R.R. is indebted to the the Heising-Simons Foundation and the Danish National Research Foundation (DNRF132) for support. T.D. is funded by NSF AAG grant 1909554.

## Appendix Numerical Example

To illustrate the long-term evolution of system consisting of an inner SMBH binary system and an outer star such as S0-2, we choose a nominal system for which  $m_c = 10^4 M_\odot$  with initial eccentricity of 0.8 and with a mutual inclination with S0-2 of  $45^\circ$ . We include quadrupole and octupole perturbations as well as GR pericenter precessions, and integrate the secular orbit element equations over 11 Myr. As can be seen in Figure 6, not only are the outer orbit's eccentricity excitations





**Figure 6.** Numerical evolution of a representative system of S0-2 orbiting an inner binary with  $m_c = 10^4 M_\odot$ , including both quadrupole and octupole perturbations. We set the initial values  $a_c = 100$  au,  $\Omega_\star = i_\star = 45^\circ$ ,  $e_c = 0.9$ , and  $e_\star = 0.88$ . Note the effect of the octupole level of approximation (Naoz et al. 2013a), which results in negative  $d\Omega/dt$ .

of small amplitude but also as the BH binary orbit shrinks and circularizes, the oscillations damp out. However, the rate of change of  $\Omega_\star$  and  $\omega_\star$  remain significant over a substantial fraction of the evolution.

#### ORCID iDs

Smadar Naoz <https://orcid.org/0000-0002-9802-9279>  
 Clifford M. Will <https://orcid.org/0000-0001-8209-0393>  
 Enrico Ramirez-Ruiz <https://orcid.org/0000-0003-2558-3102>  
 Aurélien Hees <https://orcid.org/0000-0002-2186-644X>  
 Andrea M. Ghez <https://orcid.org/0000-0003-3230-5055>  
 Tuan Do <https://orcid.org/0000-0001-9554-6062>

#### References

- Antoni, A., MacLeod, M., & Ramirez-Ruiz, E. 2019, *ApJ*, 884, 22  
 Armitage, P. J. 2007, arXiv:astro-ph/0701485  
 Baganooff, F. K., Maeda, Y., Morris, M., et al. 2003, *ApJ*, 591, 891  
 Bansal, K., Taylor, G. B., Peck, A. B., Zavala, R. T., & Romani, R. W. 2017, *ApJ*, 843, 14  
 Batcheldor, D., Robinson, A., Axon, D. J., Perlman, E. S., & Merritt, D. 2010, *ApJL*, 717, L6  
 Bianchi, S., Chiaberge, M., Piconcelli, E., Guainazzi, M., & Matt, G. 2008, *MNRAS*, 386, 105  
 Boehle, A., Ghez, A. M., Schödel, R., et al. 2016, *ApJ*, 830, 17  
 Bogdanović, T., Eracleous, M., & Sigurdsson, S. 2009, *ApJ*, 697, 288  
 Boroson, T. A., & Lauer, T. R. 2009, *Natur*, 458, 53  
 Bower, G. C., Wright, M. C. H., Falcke, H., & Backer, D. C. 2003, *ApJ*, 588, 331  
 Callegari, S., Mayer, L., Kazantzidis, S., et al. 2009, *ApJL*, 696, L89  
 Chen, Z., Gallego-Cano, E., Do, T., et al. 2019, *ApJL*, 882, L28  
 Chu, D. S., Do, T., Hees, A., et al. 2018, *ApJ*, 854, 12  
 Comerford, J. M., Griffith, R. L., Gerke, B. F., et al. 2009, *ApJL*, 702, L82  
 Comerford, J. M., Nevin, R., Stemo, A., et al. 2018, *ApJ*, 867, 66  
 Darbha, S., Coughlin, E. R., Kasen, D., et al. 2019, *MNRAS*, 482, 2132  
 de Elía, G. C., Zanardi, M., Dugaro, A., & Naoz, S. 2019, *A&A*, 627, A17  
 Deane, R. P., Paragi, Z., Jarvis, M. J., et al. 2014, *Natur*, 511, 57  
 Di Matteo, T., Springel, V., & Hernquist, L. 2005, *Natur*, 433, 604  
 Do, T., Hees, A., Ghez, A., et al. 2019a, *Sci*, 365, 664  
 Do, T., Witzel, G., Gautam, A. K., et al. 2019b, *ApJL*, 882, L27  
 Dotti, M., Montuori, C., Decarli, R., et al. 2009, *MNRAS*, 398, L73  
 Farago, F., & Laskar, J. 2010, *MNRAS*, 401, 1189  
 Gallardo, T., Hugo, G., & Pais, P. 2012, *Icar*, 220, 392  
 Ghez, A. M., Duchêne, G., Matthews, K., et al. 2003, *ApJL*, 586, L127  
 Ghez, A. M., Morris, M., Becklin, E. E., Tanner, A., & Kremenek, T. 2000, *Natur*, 407, 349  
 Ghez, A. M., Salim, S., Hornstein, S. D., et al. 2005, *ApJ*, 620, 744  
 Ghez, A. M., Salim, S., Weinberg, N. N., et al. 2008, *ApJ*, 689, 1044  
 Ghez, A. M., Wright, S. A., Matthews, K., et al. 2004, *ApJL*, 601, L159  
 Gillessen, S., Eisenhauer, F., Quataert, E., et al. 2006, *ApJL*, 640, L163  
 Gillessen, S., Eisenhauer, F., Trippe, S., et al. 2009, *ApJ*, 692, 1075  
 Gillessen, S., Plewa, P. M., Eisenhauer, F., et al. 2017, *ApJ*, 837, 30  
 Gravity Collaboration 2018, *A&A*, 615, L15  
 Gravity Collaboration 2019, *A&A*, 625, L10  
 Green, P. J., Myers, A. D., Barkhouse, W. A., et al. 2010, *ApJ*, 710, 1578  
 Gualandris, A., & Merritt, D. 2009, *ApJ*, 705, 361  
 Hansen, B. M. S., & Milosavljević, M. 2003, *ApJL*, 593, L77  
 Hees, A., Do, T., Ghez, A. M., et al. 2017, *PhRvL*, 118, 211101  
 Hills, J. G. 1988, *Natur*, 331, 687  
 Hoang, B.-M., Naoz, S., Kocsis, B., Farr, W. M., & McIver, J. 2019, *ApJL*, 875, L31  
 Hopkins, P. F., Hernquist, L., Cox, T. J., et al. 2006, *ApJS*, 163, 1  
 Hornstein, S. D., Ghez, A. M., Tanner, A., et al. 2002, *ApJL*, 577, L9  
 Jia, S., Lu, J. R., Sakai, S., et al. 2019, *ApJ*, 873, 9  
 Kharb, P., Lal, D. V., & Merritt, D. 2017, *NatAs*, 1, 727  
 Kocsis, B., Ray, A., & Portegies Zwart, S. 2012, *ApJ*, 752, 67  
 Komossa, S., Burwitz, V., Hasinger, G., et al. 2003, *ApJL*, 582, L15  
 Komossa, S., Zhou, H., & Lu, H. 2008, *ApJL*, 678, L81  
 Lehto, H. J., & Valtonen, M. J. 1996, *ApJ*, 460, 207  
 Li, Y.-R., Wang, J.-M., Ho, L. C., et al. 2016, *ApJ*, 822, 4  
 Liu, J., Eracleous, M., & Halpern, J. P. 2016, *ApJ*, 817, 42  
 Liu, X., Greene, J. E., Shen, Y., & Strauss, M. A. 2010, *ApJL*, 715, L30  
 Liu, X., Shen, Y., Bian, F., Loeb, A., & Tremaine, S. 2014, *ApJ*, 789, 140  
 Lu, J. R., Do, T., Ghez, A. M., et al. 2013, *ApJ*, 764, 155  
 Marchetti, T., Contigiani, O., Rossi, E. M., et al. 2018, *MNRAS*, 476, 4697  
 Miyazaki, A., Tsutsumi, T., & Tsuboi, M. 2004, *ApJL*, 611, L97  
 Murchikova, E. M., Phinney, E. S., Pancoast, A., & Blandford, R. D. 2019, *Natur*, 570, 83  
 Naoz, S. 2016, *ARA&A*, 54, 441  
 Naoz, S., Farr, W. M., Lithwick, Y., Rasio, F. A., & Teyssandier, J. 2013a, *MNRAS*, 431, 2155  
 Naoz, S., Kocsis, B., Loeb, A., & Yunes, N. 2013b, *ApJ*, 773, 187  
 Naoz, S., Li, G., Zanardi, M., de Elía, G. C., & Di Sisto, R. P. 2017, *AJ*, 154, 18  
 Narayan, R., Mahadevan, R., Grindlay, J. E., Popham, R. G., & Gammie, C. 1998, *ApJ*, 492, 554  
 Narayan, R., Yi, I., & Mahadevan, R. 1995, *Natur*, 374, 623  
 Neilsen, J., et al. 2013, *ApJ*, 774, 42  
 Pesce, D. W., Braatz, J. A., Condon, J. J., & Greene, J. E. 2018, *ApJ*, 863, 149  
 Phinney, E. S. 1981, *ESASP*, 161, 337  
 Quataert, E. 2002, *ApJ*, 575, 855  
 Quataert, E. 2004, *ApJ*, 613, 322  
 Rasskazov, A., Fragione, G., Leigh, N. W. C., et al. 2019, *ApJ*, 878, 17  
 Reid, M. J., & Brunthaler, A. 2004, *ApJ*, 616, 872  
 Ressler, S. M., Quataert, E., & Stone, J. M. 2018, *MNRAS*, 478, 3544  
 Robertson, B., Bullock, J. S., Cox, T. J., et al. 2006, *ApJ*, 645, 986  
 Robson, T., Cornish, N., & Liu, C. 2018, *CQGra*, 36, 105011  
 Rodriguez, C., Taylor, G. B., Zavala, R. T., et al. 2006, *ApJ*, 646, 49  
 Runnoe, J. C., Eracleous, M., Pennell, A., et al. 2017, *MNRAS*, 468, 1683



- Sakai, S., Lu, J. R., Ghez, A., et al. 2019, [ApJ](#), **873**, 65
- Sillanpää, A., Haarala, S., Valtonen, M. J., Sundelius, B., & Byrd, G. G. 1988, [ApJ](#), **325**, 628
- Smith, K. L., Shields, G. A., Bonning, E. W., et al. 2010, [ApJ](#), **716**, 866
- Subroweit, M., García-Marín, M., Eckart, A., et al. 2017, [A&A](#), **601**, A80
- Uttley, P., McHardy, I. M., & Vaughan, S. 2005, [MNRAS](#), **359**, 345
- Valtonen, M. J., Zola, S., Pihajoki, P., et al. 2019, [ApJ](#), **882**, 88
- Verrier, P. E., & Evans, N. W. 2009, [MNRAS](#), **394**, 1721
- Vinson, B. R., & Chiang, E. 2018, [MNRAS](#), **474**, 4855
- Witzel, G., Martinez, G., Hora, J., et al. 2018, [ApJ](#), **863**, 15
- Yuan, F., & Narayan, R. 2014, [ARA&A](#), **52**, 529
- Yusef-Zadeh, F., Wardle, M., Cotton, W. D., Heinke, C. O., & Roberts, D. A. 2007, [ApJL](#), **668**, L47
- Yusef-Zadeh, F., Wardle, M., Miller-Jones, J. C. A., et al. 2011, [ApJ](#), **729**, 44
- Zanardi, M., de Elía, G. C., Di Sisto, R. P., et al. 2017, [A&A](#), **605**, A64
- Zanardi, M., de Elía, G. C., Di Sisto, R. P., & Naoz, S. 2018, [A&A](#), **615**, A21
- Zhao, J.-H., Bower, G. C., & Goss, W. M. 2001, [ApJL](#), **547**, L29
- Ziglin, S. L. 1975, [SvAL](#), **1**, 194