

Quantum state preparation for coupled period tripling oscillators

Niels Lörch,¹ Yaxing Zhang,² Christoph Bruder,¹ and M. I. Dykman³

¹*Department of Physics, University of Basel, Klingelbergstrasse 82, CH-4056 Basel, Switzerland*

²*Department of Physics, Yale University, New Haven, Connecticut 06511, USA*

³*Department of Physics and Astronomy, Michigan State University, East Lansing, Michigan 48824, USA*



(Received 21 April 2019; published 23 September 2019)

We investigate the quantum transition to a correlated state of coupled oscillators in the regime where they display period tripling in response to a drive at triple the eigenfrequency. Correlations are formed between the discrete oscillation phases of individual oscillators. The evolution toward the ordered state is accompanied by the transient breaking of the symmetry between seemingly equivalent configurations. We attribute this to the nontrivial geometric phase that characterizes period tripling. We also show that the Wigner distribution of a single damped quantum oscillator can display a minimum at the classically stable zero-amplitude state.

DOI: [10.1103/PhysRevResearch.1.023023](https://doi.org/10.1103/PhysRevResearch.1.023023)

I. INTRODUCTION

The adiabatic theorem in quantum mechanics [1] states that a quantum system in the instantaneous ground state of a time-dependent Hamiltonian will approximately remain there if the Hamiltonian changes slowly compared to the gap to the first excited state. Recently, the adiabatic dynamics in many-body systems has been extensively studied with arrays of qubits [2–4]. One promising application is adiabatic quantum computing, where the initial Hamiltonian is well understood, so that initialization of its ground state is straightforward, and the final Hamiltonian encodes the cost function of an optimization problem that is hard to solve on a classical computer [5–7].

The interest in adiabatic many-body dynamics has now extended to systems of quantum oscillators [8–18]. This was triggered by the observation of how, with turning on parametric driving close to twice the oscillator eigenfrequency, the ground state of a single oscillator adiabatically connects to the cat state [8,11,14,19,20] and how this can be used for adiabatic quantum computing with oscillator arrays [21,22]. Coupled coherent parametrically driven oscillators can go through a quantum phase transition into a correlated state (a “time-crystal” effect with no disorder) [16].

The many-body dynamics of driven coupled oscillators can be radically different if the driving frequency is close to triple the oscillator eigenfrequency. An isolated oscillator can display period tripling in this case. A particular feature of the effect is the geometric phase [23] between the quantum states at the minima of the effective oscillator Hamiltonian in Fig. 1, first noticed in Ref. [24]. It can be thought of as resulting from a “magnetic field” that pierces the oscillator phase space.

In this paper, we study how the geometric phase of the quantum period tripling and the high degeneracy of the period-3 states affect the dynamics of coupled quantum oscillators. Specifically, we study how the system goes into a coherent many-body state as the driving field is slowly turned on and tuned close to resonance. The results refer to a one-dimensional oscillator array with either attractive or repulsive nearest-neighbor couplings. Such couplings favor, respectively, the same or different phases of the period-3 oscillations and are analogous to ferro- or antiferromagnetic coupling in the case of spins. The case of antiferromagnetic coupling is particularly interesting because multiple configurations can lead to neighboring oscillators having different phases.

As each “bond” between the antiferromagnetically coupled oscillators gives a positive contribution to the “energy” (defined below in the rotating wave approximation), if the oscillators are in the same well, and the same negative contribution, if they are in different wells, this is reminiscent of the Potts model. However, our system is away from thermal equilibrium and its quantum dynamics is different from what is considered in the quantum Potts model. Also, the oscillator chain cannot be simply mapped on a chain of spin-1 particles.

We also study the stationary distribution of a single weakly damped oscillator in the ultraquantum regime to explore whether period tripling can qualitatively change this distribution compared to what would be expected in the semiclassical limit. The very possibility of such a change is a consequence of the peculiar semiclassical dynamics where the unstable period-3 states approach the stable state with the increasing drive but do not merge with this state.

II. PHYSICAL SETUP AND HAMILTONIAN

We study arrays of N coupled driven oscillators. The Hamiltonian

$$H = H_s + H_d + H_i \quad (1)$$

Published by the American Physical Society under the terms of the Creative Commons Attribution 4.0 International license. Further distribution of this work must maintain attribution to the author(s) and the published article's title, journal citation, and DOI.

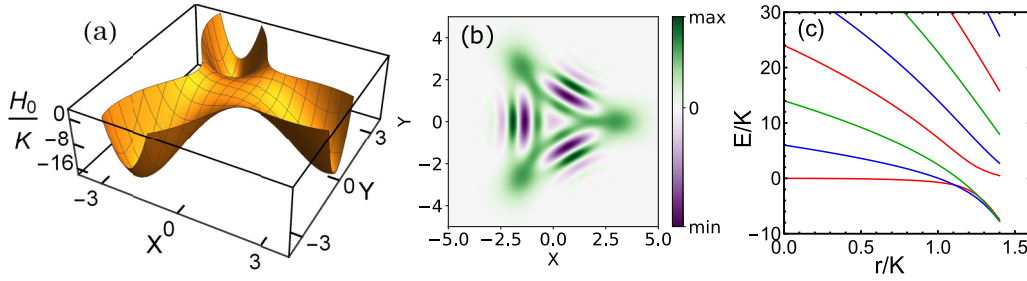


FIG. 1. (a) Classical energy surface of a single oscillator in the rotating frame for driving at triple the eigenfrequency. The plot corresponds to H_0 , Eq. (4), in units of the Kerr parameter K ; X and Y are the scaled coordinate and momentum, $r = 1.4K$, and $\Delta = 0$. We enumerate the minima counterclockwise as $j = 0, 1, 2$ starting with the minimum on the axis $Y = 0$. (b) Wigner distribution in the lowest fully symmetric eigenstate of H_0 for $r = 1.4K$ and $\Delta = 0$. (c) Eigenvalues of H_0 as functions of r/K where $\Delta = \Delta_{\text{ini}}(1 - r/r_{\text{max}})$, $\Delta_{\text{ini}} = 6K$. For $r = 0$, the spectrum is that of a weakly anharmonic oscillator and the levels are $n = 3k, 3k + 1, 3k + 2$, with $k = 0, 1, 2, \dots$. With increasing r/K , the levels for each k merge into triples of tunnel-split intrawell levels of H_0 . As a further guide to the eye, the lines are also color coded as $n = 3k$ (red), $3k + 1$ (blue), and $3k + 2$ (green).

consists of the Hamiltonian of the undriven oscillators (H_s), the driving term (H_d), and the interaction (H_i). We assume that all oscillators are identical and have inversion symmetry, and we keep in H_s the lowest-order intrinsic nonlinearity (called Duffing or Kerr nonlinearity). In the frame that rotates at $1/3$ the drive frequency ω_F and in the familiar rotating wave approximation (RWA) [25],

$$H_s = \sum_n \Delta a_n^\dagger a_n + K(a_n^\dagger)^2 a_n^2, \quad (2)$$

where a_n and a_n^\dagger are the ladder operators of the n th oscillator. In Eq. (2), we introduced the detuning $\Delta = \omega_0 - \omega_F/3$ of the drive with respect to the oscillator eigenfrequency ω_0 ; K is the nonlinearity parameter, and we set $\hbar = 1$.

The Hamiltonian that describes the driving

$$H_d = -r \sum_n [a_n^3 + (a_n^\dagger)^3] \quad (3)$$

corresponds to the energy of an oscillator in the driving field, which is proportional to the field multiplying the cube of the oscillator coordinate, with r being the scaled field amplitude. The term (3) can arise also from a coupling linear in the coordinate or momentum taking into account the oscillator nonlinearity; cf. Ref. [23].

From Eqs. (2) and (3), we can write the RWA Hamiltonian $H_0 = H_s + H_d$ of an individual oscillator as

$$H_0 = \frac{1}{2}\Delta(X^2 + Y^2 - 1) + \frac{1}{4}K[(X^2 + Y^2 - 2)^2 - 1] - r(X^3 - 3YXY)/\sqrt{2}, \quad (4)$$

where X and Y correspond to the scaled coordinate and momentum, $X = (a^\dagger + a)/\sqrt{2}$ and $Y = i(a^\dagger - a)/\sqrt{2}$.

The classical phase-space energy surface corresponding to H_0 is shown in Fig. 1 along with an example of the Wigner distribution. The Hamiltonian has a threefold symmetry in the oscillator phase space, a feature of period tripling. The three minima away from $X = Y = 0$ emerge for $r^2 > 8K(\Delta - 2K)/9$. Classically, they become stable states of the oscillator in the presence of weak dissipation and correspond to different phases $\theta = 0, 2\pi/3$, and $4\pi/3$ of the period-3 oscillations. Since the oscillation period for an oscillator in any of these

states is three times the drive period, the phenomenon is commonly referred to as period tripling.

We analyze the dynamics of coupled oscillators assuming that the coupling between them is linear. After an RWA, it is described by the interaction Hamiltonian

$$H_i = - \sum_{m \neq n}^N V_{mn} a_m^\dagger a_n. \quad (5)$$

To reveal the novel features of the many-body dynamics coming from period tripling, we consider the simplest model of the oscillator array: a nearest-neighbor coupling, $V_{mn} = V\delta_{m,n\pm 1}$, and periodic boundary conditions. For the “ferromagnetic” and “antiferromagnetic” cases, $V > 0$ and $V < 0$, respectively. Below, we loosely use the term “energy” for the eigenvalues of the Hamiltonian H .

The Hamiltonian is invariant under simultaneous rotation of all oscillators in phase space by $-2\pi/3$, which is realized by the unitary operator

$$\mathbb{N}_3 = \exp \left[-(2\pi i/3) \sum_n a_n^\dagger a_n \right]. \quad (6)$$

The other symmetry operations are translation $\mathbb{T}^\dagger a_n \mathbb{T} = a_{n+1}$ and reversing $\mathbb{R}^\dagger a_n \mathbb{R} = a_{N+1-n}$ the order of the oscillators.

In the absence of coupling, the rotation operation $\mathbb{N}_3 = \exp[-(2\pi i/3)a^\dagger a]$ for a single oscillator is also a valid symmetry operation. As shown in Fig. 1(c), the ground state for a single oscillator is nondegenerate. This is a consequence of the finite overlap and the resulting tunnel splitting between the states located at the minima of different wells. The different states are connected via \mathbb{N}_3 . In the calculation of the tunnel splitting [as well as the effect of the coupling between the oscillators (5)], a geometric phase difference between the intrawell wave functions must be taken into account to establish the connection. That phase is a continuous function of the system parameters and has opposite sign for clockwise and counterclockwise interwell rotation, as was explicitly calculated in Eq. (17) of Ref. [23]. It is not a geometric Berry phase or one of its variations, but is a geometric factor that affects the overlapping of the

intrawell states. It depends on the phase-space structure of the Hamiltonian.

The nontrivial phase shift between the intrawell states distinguishes the period tripling oscillator from the period doubling oscillator, where the intrawell states can be only symmetric by construction. For coupled tripling oscillators studied here, it results in an energy symmetry breaking of otherwise equivalent configurations. This interesting consequence is studied in Sec. III B.

A. Measurement of states

For the classification and measurement of the states, we use the resolution of unity with coherent states, $\hat{I} = \frac{1}{\pi} \int_0^\infty |\alpha\rangle \langle \alpha| d|\alpha| \int_0^{2\pi} d\theta |\alpha\rangle \langle \alpha|$, with $\alpha = |\alpha| \exp(i\theta)$, to define the measurement operators

$$E(\theta) = \frac{1}{\pi} \int_0^\infty |\alpha\rangle \langle \alpha| d|\alpha| \int_{-\theta}^\theta d\theta |\alpha\rangle \langle \alpha|, \quad (7)$$

In terms of the oscillator Fock states $|k\rangle$ in the absence of driving,

$$E(\theta) = \frac{1}{\pi} \sum_{k,k'=0}^{\infty} \frac{\Gamma((k+k'+2)/2)}{\sqrt{k!k'!}} \frac{\sin[(k-k')\theta]}{k-k'} |k\rangle \langle k'|,$$

where $\Gamma(x)$ is the Γ function, and we use the convention $\theta > 0$. The approximate effect of $E(\theta)$ is a projection on the sector of phase space bounded by the polar angles $-\theta$ and θ . As the coherent states do not form an orthogonal basis, $E(\theta)$ is not a projector but corresponds to a more general form of measurement that can be described in the framework of positive operator valued probability measures (POVMs) [26].

We define $P_0 = E(\pi/3)$, corresponding to the third of phase space limited by the polar angles $\pm\pi/3$. For one oscillator, where the phase-space rotation operator is $N_3 = \exp[-(2\pi i/3)a^\dagger a]$, we define the rotated operators $P_1 = N_3^\dagger P_0 N_3$ and $P_2 = N_3^\dagger P_1 N_3$ corresponding to, respectively, the sectors rotated by $2\pi/3$ and $4\pi/3$. As $P_0 + P_1 + P_2 = \hat{I}$, the P operators form a POVM, and we define the corresponding probabilities as $p_j = \langle \psi | P_j | \psi \rangle$, where $|\psi\rangle$ is the oscillator wave function. These definitions naturally generalize to arrays of oscillators. For two oscillators, the probability of the first oscillator to be in sector j and the second oscillator to be in sector k is $p_{jk} = \langle \psi | P_j \otimes P_k | \psi \rangle$. In the general case, $p_{j_1 \dots j_N} = \langle \psi | \prod_{n=1}^N P_{j_n} | \psi \rangle$.

III. QUASIADIABATIC STATE PREPARATION

We will assume that each oscillator is initialized in the vacuum state, $|\psi\rangle_{\text{ini}} = \prod_{n=1}^N |\text{vac}\rangle_n$, i.e., $a_n |\psi\rangle_{\text{ini}} = 0$, $\forall n$. This is the ground state of the Hamiltonian H for $r = 0$ if the initial detuning Δ_{ini} is positive and large compared to the coupling strength [27]. We then ramp up the scaled driving amplitude r linearly to its maximal value, $r(t) = (t/t_f)r_{\text{max}}$, where t_f is the ramp time. Simultaneously, the detuning is linearly decreased to 0; i.e., $\Delta(t) = (1 - t/t_f)\Delta_{\text{ini}}$. All other parameters are kept constant. In the numerical plots, all energies and frequencies are in units of K .

We are interested in the state of the system at the end of the sweep. If the oscillators are uncoupled and the sweep is

fully adiabatic, the state of each of them for not too small r will be a symmetric superposition of states $|\psi\rangle_j$ ($j = 0, 1, 2$) localized on the phase plane (X, Y) in Fig. 1 at the minima of the Hamiltonian function $H_0(X, Y)$ [23]. The states $|\psi\rangle_j$ correspond to classical period-3 oscillations with the phases that differ by $2\pi/3$ for different j . We associate $j = 0, 1$ and 2 with the directions $0, 2\pi/3$ and $4\pi/3$ on the phase plane toward the wells of H_0 , respectively, or equivalently, with the number of the well. If the oscillator is in the state j , the POVM measurement will give the probability $p_{j'} \approx \delta_{jj'}$.

Coupling the oscillators leads to correlations between their oscillation phases to minimize the coupling energy in the rotating frame. Without the drive ($r = 0$), the energy of an individual oscillator is independent of its phase, whereas the multioscillator state is invariant only with respect to the continuous global phase and the rotation operator $\exp(-i\theta \sum_n a_n^\dagger a_n)$ commutes with $H_s + H_i$. For $r = 0$ and $|V| \ll \Delta_{\text{ini}}$, the energy spectrum of the oscillators is gapped, like the energy spectrum of optical phonons in solids, with the minimal excitation energy $\sim \hbar\omega_0$ in the laboratory frame and Δ_{ini} in the rotating frame. The ground-state multioscillator wave function is the product of the ground-state wave functions of the individual oscillators, and then $p_{j_1 \dots j_N} = (1/3)^N$.

Not only does the drive break the continuous phase symmetry, but it also reduces the level spacing within the triples of the neighboring energy levels of an individual oscillator; see Fig. 1. Therefore, the oscillator coupling becomes effectively stronger with increasing r and its effect becomes more pronounced. For large r , the low-energy multioscillator states are combinations of the products $|\psi\rangle_{j_1} \dots |\psi\rangle_{j_N}$ of intrawell states $|\psi\rangle_{j_n}$ of individual oscillators. Our measurement directly reveals such combinations.

A. Symmetry arguments

The multioscillator initial ($r = 0$) state $|\psi\rangle_{\text{ini}} = \prod_{n=1}^N |\text{vac}\rangle_n$ provides the totally symmetric representation of the group generated by the operators \mathbb{N}_3 , \mathbb{T} , and \mathbb{R} . Since the full Hamiltonian (1) is invariant under these symmetry operations, the state $|\psi(t)\rangle$ obtained by evolving $|\psi\rangle_{\text{ini}}$ will remain totally symmetric. Such a state is *not* necessarily the ground state of the full Hamiltonian. However, it is the *lowest-energy totally symmetric state*. If the evolution is slow on the scale determined by the gaps between the totally symmetric states, the final state $|\psi(t_f)\rangle$ will be the lowest-energy totally symmetric state.

In Figs. 2, 3, and 4 we show, using our POVM-based measurement for a system with two, three, and four oscillators, that $|\psi(t_f)\rangle$ can be indeed close to the adiabatic state.

In our simulations, the driving parameter r was ramped up to $r_{\text{max}} = 1.4K$. As seen from Fig. 1(c), for such values of r and for $\Delta = 0$ the three lowest energies of a single oscillator are close to each other and turn into the tunnel-split energies of the linear combinations of the intrawell states of H_0 .

The products of weakly perturbed intrawell states of individual oscillators $|\psi\rangle_{j_1} \dots |\psi\rangle_{j_N}$ can be denoted as $\{j_1 \dots j_N\}$, where j_n refers to the n th oscillator. To first order, the coupling energy in such a state is $-V \sum_m (X_{j_m} X_{j_{m+1}} + Y_{j_m} Y_{j_{m+1}})$, where (X_j, Y_j) is the position of the j th minimum of H_0 on the phase plane. The operators \mathbb{N}_3 , \mathbb{T} , and \mathbb{R} can be thought of as shift

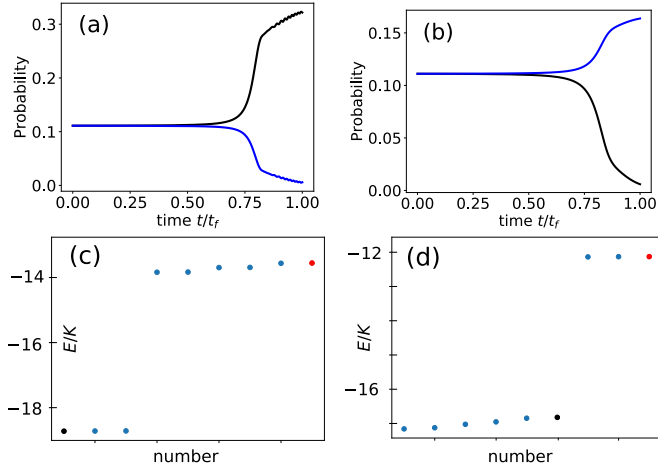


FIG. 2. Probability evolution and energy spectrum for period tripling in a two-oscillator chain. The coupling is ferromagnetic in the left column and antiferromagnetic in the right column. The parameters are $|V| = 0.4K$, $\Delta_{\text{ini}} = 6K$, the final scaled drive amplitude $r_{\text{max}} = 1.4K$, and the duration of the sweep is $t_f = 100/K$. In panels (a) and (b), the probabilities p_{jk} of different oscillator configurations are encoded as black for $\{00\}$ and blue for $\{01\}$. Panels (c) and (d) show the nine lowest eigenvalues of the RWA Hamiltonian at the end of the sweep. The lowest energy fully symmetric state is marked black, and the first excited fully symmetric state is marked red.

operators in the space of $\{j_1 \dots j_N\}$,

$$\begin{aligned} \mathbb{T}\{j_1 j_2 \dots j_N\} &= \{j_N j_1 \dots j_{N-1}\}, \\ \mathbb{R}\{j_1 j_2 \dots j_N\} &= \{j_N j_{N-1} \dots j_1\}, \\ \mathbb{N}_3\{j_1 \dots j_N\} &= \{j_1 - 1 \dots j_N - 1\}. \end{aligned} \quad (8)$$

The totally symmetric state of the coupled oscillators is found in a standard way by summing the wave functions obtained by repeatedly applying the operators \mathbb{T} , \mathbb{N} , and \mathbb{R} to $\prod_k |\psi\rangle_{j_k}$.

B. Configuration symmetry breaking in the transient regime

For the case of ferromagnetic interaction, the probability to find all oscillators aligned along one direction in the ground state, i.e., to be in the configuration $\{j j \dots\}$ with $j = 0, 1$, or 2 for large r , is close to $1/3$, independent of the number of oscillators. This probability is indeed approached in the sweep, as seen from the black lines in Figs. 3(a) and 4(a).

For antiferromagnetic interaction, the situation is more interesting, as seen from Figs. 3(b) and 4(b). For three oscillators, the configuration that minimizes the antiferromagnetic coupling energy for large r is $\{j_1 j_2 j_3\}$, with all $j_{1,2,3}$ being different from each other. There are six such configurations. The totally symmetric state can be obtained by applying successively the symmetry operators (8) to the configuration $\{012\}$. Respectively, for the adiabatic state preparation, the probability to find the system in one of the configurations will be $1/6$. This is indeed seen in Fig. 3(b).

For four oscillators, there are two configurations that both minimize the coupling energy for large r , to leading order in H_i and neglecting tunneling. They are $\{0102\}$ and

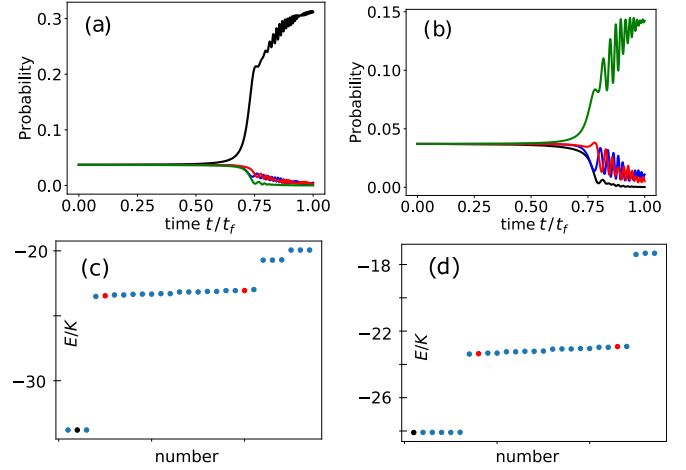


FIG. 3. Probability evolution and energy spectrum for period tripling in a three-oscillator chain with periodic boundary conditions. The coupling is ferromagnetic in the left column and antiferromagnetic in the right column. The parameters are $|V| = 0.4K$, $\Delta_{\text{ini}} = 6K$, the final scaled drive amplitude is $r_{\text{max}} = 1.4K$, and the duration of the sweep is $t_f = 100/K$. In panels (a) and (b), the probabilities p_{jkl} of different oscillator configurations are encoded as black, blue, red, and green for $\{jkl\} = \{000\}$, $\{001\}$, $\{002\}$, and $\{012\}$, respectively. Because of the geometric phase, the trajectories for the configurations $\{001\}$ and $\{002\}$ are different. From top to bottom at $t/t_f = 1$, the order of colors in panel (a) is black, blue, red, green; in panel (b) it is green, blue, red, black. Panels (c) and (d) show the 27 lowest eigenvalues of the RWA Hamiltonian (“energies”) at the end of the sweep. The lowest-energy fully symmetric state is marked black, and the next two lowest fully symmetric states are marked red.

$\{0101\}$, and the respective totally symmetric states built out of them. The only difference between the configurations $\{0102\}$ and $\{0101\}$ is that, in the first of them, oscillator 4 is in the well rotated clockwise with respect to the neighboring oscillators, whereas in the second, this oscillator is in the well rotated counterclockwise. The equivalence of the

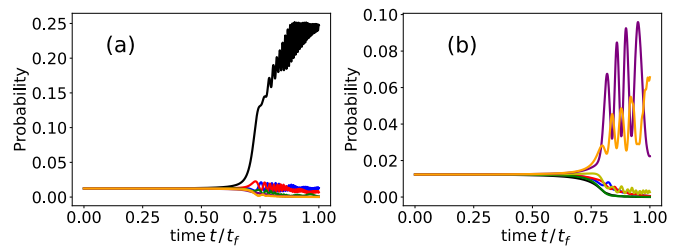


FIG. 4. Probability evolution for period tripling in a four-oscillator chain with periodic boundary conditions. The coupling is ferromagnetic in panel (a) and antiferromagnetic in panel (b). The parameters are the same as in Fig. 3. The configuration probabilities p_{jklm} are encoded by black, blue, red, green, yellow, purple, and orange for $\{jklm\} = \{0000\}$, $\{0001\}$, $\{0002\}$, $\{0011\}$, $\{0012\}$, $\{0101\}$, and $\{0102\}$, respectively. From top to bottom at $t/t_f = 1$, the order of colors in panel (a) is black, blue, red, green, purple, orange, and yellow; in panel (b), it is orange, purple, yellow, red, blue, green, and black. The trajectories within the initially equivalent pairs $\{0001\}$, $\{0002\}$ and $\{0011\}$, $\{0012\}$ are different. The effect is most pronounced for the pair $\{0101\}$, $\{0102\}$ in panel (b); see the text.

configurations is broken by the geometric phase between the intrawell states.

The energy splitting between the corresponding totally symmetric states is small, leading to strong nonadiabaticity with varying r and Δ and to a similar population of the states. In turn, this leads to the strong slow oscillations of the configuration populations in Fig. 4(b). The oscillation period increases as the energy splitting falls off. Which of the totally symmetric states has a lower energy depends on the values of r and Δ , similar to the case of a single oscillator [23]. There are no reasons to expect that the symmetric combination of these states has the lowest energy.

The effect of the geometric phase is seen also in Figs. 3(a) and 3(b). Here, the transient populations of the would-be equivalent orientations {001} and {002} are different. The probability oscillations are more pronounced for antiferromagnetic coupling, where nonadiabatic effects are stronger.

Further insight into the features of the multioscillator states is provided by their energy spectra. The lowest eigenvalues of the Hamiltonian of a three-oscillator array for $t = t_f$ are shown in Figs. 3(c) and 3(d). Out of 27 states (combinations of three intrawell states of three oscillators), one can form four fully symmetric states. Three of them are occupied both for ferro- and antiferromagnetic coupling. For the fully adiabatic evolution, only the lowest energy one (the black dot) will be occupied. To first order in the coupling, its energy is shifted down from the energy of noninteracting oscillators by $3|V|X_0^2$ and $3|V|X_0^2/2$ for the ferro- and antiferromagnetic coupling respectively; here, X_0 is the distance of the phase-space minima of H_0 from the origin. These expressions are an overestimate by $\approx 30\%$ for $r = 1.4$. The excited fully symmetric states (the red dots) are also partly occupied. In leading order, they have the same energy for ferro- and antiferromagnetic coupling.

As a test, we studied a frustrated triangle of oscillators, where the first and the third oscillators are coupled antiferromagnetically but the second oscillator is coupled ferromagnetically to the other two. In the absence of the geometric phase, the configurations {000}, {011}, and {022} would be expected to have the same energy. However, we found that, for the same parameters $r = 1.4K$, $\Delta = 0$, and $|V| = 0.4K$, the symmetrized configuration {000} has the lowest energy.

IV. OPEN PERIOD-3 SYSTEM

The peculiar features of the quantum-coherent dynamics of period-3 oscillations is expected to have a counterpart in the dissipative dynamics. Some aspects of this dynamics can be revealed by studying the stationary distribution of a dissipative oscillator in the ultraquantum regime. We assume that the dissipation comes from a term linear in a, a^\dagger that couples the oscillator to a thermal reservoir. The dissipation-induced change of the density matrix $\partial_t \rho$ is then described by the standard operator $\hat{L}\rho = \frac{1}{2}\kappa(2a\rho a^\dagger - a^\dagger a\rho - \rho a^\dagger a)$; here κ is the energy decay rate, and we have set the oscillator Planck number $\bar{n} = 0$.

The difference between the classical and quantum dynamics is most easily seen from the equation for the Wigner distribution $W(\alpha, \alpha^*)$. It can be derived in a standard

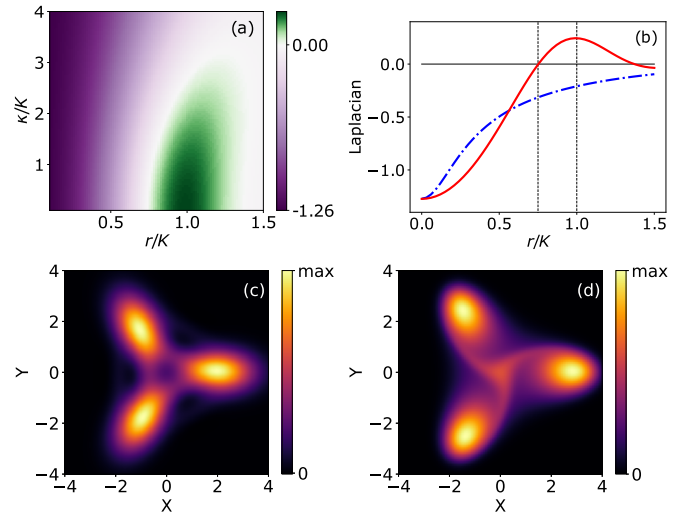


FIG. 5. (a) Laplacian of the Wigner density at the origin of phase space in the full quantum case at zero detuning, as a function of r and κ at $\bar{n} = 0$. The green regions corresponds to positive values of the Laplacian, which is in contrast to the classical expectation. (b) The same Laplacian as in panel (a) at $\kappa = 0.5K$. The blue dash-dotted line represents the classical baseline, the red full line is the quantum result, where surprisingly a positive Laplacian is possible. The Wigner densities at the dashed black lines for $r = K$, where the difference is most striking, are shown in the lower panels for the quantum case (c) and the semiclassical approximation (d). The Wigner densities at $r = 0.75K$ are given in Fig. 7 of Appendix A.

way [25],

$$\begin{aligned} \partial_t W = & \left[i\Delta \partial_\alpha \alpha + 2iK \partial_\alpha \alpha (|\alpha|^2 - 1) - i\frac{K}{2} \partial_\alpha^2 \partial_{\alpha^*} \alpha \right] W \\ & + \left[-ir \left(3\partial_\alpha (\alpha^*)^2 + \frac{1}{4} \partial_\alpha^3 \right) \right. \\ & \left. + \frac{1}{2} \kappa \left(\partial_\alpha \alpha + \frac{1}{2} \partial_\alpha \partial_{\alpha^*} \right) \right] W + \text{c.c.} \end{aligned} \quad (9)$$

Here, the terms with the first-order derivatives describe classical dynamics in the rotating frame in the absence of quantum fluctuations. For $(3r/2K)^2 > \sqrt{(2 - \Delta/K)^2 + (\kappa/2K)^2} - 2 + \Delta/K$, the classical oscillator has three stable states with nonzero $|\alpha|$; they correspond to period-3 oscillations in the laboratory frame. The state at $\alpha = 0$ is also stable.

Within the classical theory, one expects the stationary probability density to display peaks at the stable states. A classical description refers to the case where $|\alpha|$ varies on the scale $\gg 1$ and corresponds, in particular, to disregarding the terms with the third derivatives in Eq. (9). However, we found that in the ultraquantum regime, where $|\alpha| \sim 1$ in the classical period-3 states, the third derivatives change the distribution qualitatively. The maximum at $\alpha = 0$ can turn into a minimum; see Figs. 5(a) and 5(b). The minimum emerges once the drive becomes sufficiently strong and is most pronounced for $r/K \sim 1$. As for all parameters in this article, for $\alpha = 0$ the eigenvalues of the Hessian $\partial_\alpha \partial_{\alpha^*} W$ to distinguish whether W is maximal or minimal at $\alpha = 0$.

The local minimum of W at the origin disappears for larger frequency detuning, higher decay rate, or higher temperature, where quantum effects are less pronounced; see Appendix A. The small curvature $\partial_\alpha \partial_{\alpha^*} W(0)$ for large r results from the saddle points of H_0 approaching $\alpha = 0$. Therefore, quantum fluctuations become strong and wash away the classical stability of the state $\alpha = 0$.

V. CONCLUSIONS

As seen from the above analysis, for period tripling, driven coupled oscillators exhibit a quantum transition to a correlated state that is qualitatively different from the classical transition. For ferromagnetic coupling, with a slowly increasing drive, a quantum system adiabatically goes from the vacuum state into a superposition of correlated states of period-3 oscillations. In a large system, such superposition should break up into domains with broken symmetry, where all oscillators within a domain have the same phase (which takes on one of the three values that correspond to the different period-3 states). In contrast, a classical system will stay in the zero-amplitude state when the oscillators are at rest initially and the drives are turned on adiabatically. Interestingly, the probabilities of different seemingly equivalent transient quantum configurations are different, hinting at an effect of the intrinsic geometric phase of the oscillators. These unusual features of quantum oscillator arrays can be studied with coupled nanomechanical resonators and optical cavities. A particularly promising platform is provided by coupled circuit-QED microwave cavities [21,22], as they combine strong enough nonlinearities and long coherence times. In particular, for the sweep experiments a coherence time longer than the sweep time t_f will be required.

A recent experiment [20] of a Kerr oscillator with ramped up period doubling drive realized a measurement of the Wigner density during the adiabatic evolution. In a single dissipative cavity, period tripling has already been observed [28]. When considering such concrete implementations, additional noise sources may play a role, depending on the particular system.

Another unexpected feature of period tripling is that, in the presence of dissipation, the stationary distributions of the quantum and classical oscillators are qualitatively different. In a certain parameter range, the quantum Wigner probability distribution displays a local minimum rather than a maximum at the classically stable zero-amplitude state.

Our results show that period tripling in quantum oscillators allows studying new many-body phenomena far from thermal equilibrium, which have no analog in classical systems and in equilibrium quantum systems.

ACKNOWLEDGMENTS

We are grateful to Gil Refael and Mark Rudner for a valuable discussion. C.B. and N.L. acknowledge financial support by the Swiss SNSF and the NCCR Quantum Science and Technology. M.I.D.'s research was supported in part by the National Science Foundation (Grant No. DMR-1806473) and the Moore Distinguished Scholar program at Caltech. Y.Z. was supported by the National Science Foundation (Grant No.

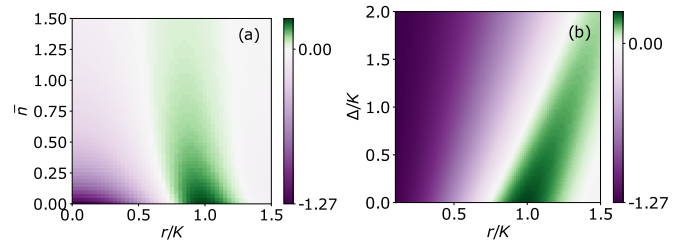


FIG. 6. Laplacian of the Wigner density at the origin of phase space, complementing Fig. 5 of the main text. Panel (a) is a scan as a function of r and \bar{n} at $\kappa = 0.01K$ and $\Delta = 0$, and panel (b) is a scan as a function of Δ at $\bar{n} = 0$ and $\kappa = 0.01K$.

DMR-1609326). All the quantum simulations have been performed using QuTiP [29]; the semiclassical partial differential equations were solved with numpy [30] and scipy [31].

APPENDIX A: A STRONGLY NONCLASSICAL WIGNER DISTRIBUTION OF A DISSIPATIVE OSCILLATOR

In this Appendix, we show more detailed results on the region where the Wigner distribution has a minimum at the classically stable state of zero vibration amplitude. As explained in the main text, in the parameter range we have explored, the difference between the cases where the Wigner distribution has a maximum (classical regime) or a minimum (quantum regime) is given by the sign of the Laplacian of the steady state Wigner distribution at the origin in the oscillator phase space. Figure 6 shows scans of the Laplacian for variable detuning Δ and variable Planck number \bar{n} . On increasing \bar{n} , the region of profoundly quantum behavior (green area where $\partial_\alpha \partial_{\alpha^*} W < 0$) shrinks, as expected, since the oscillator becomes more “classical.” On increasing the frequency detuning, this area shifts toward larger field amplitudes.

Figure 7 illustrates the Wigner density for the parameters marked at the left dashed line of Fig. 5(b).

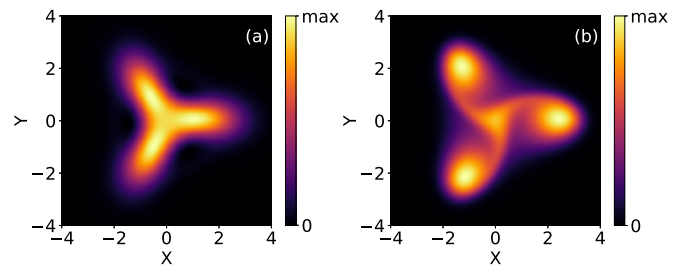


FIG. 7. Steady-state Wigner density of a dissipative oscillator in the period-tripling regime for the parameters used in Fig. 5(b), i.e., $\kappa = 0.5K$, $\bar{n} = 0$, $\Delta = 0$, and $r = 0.75K$. (a) Solution of the full master equation corresponding to Eq. (9). (b) Results of the semiclassical approximation obtained by solving a Fokker-Planck equation. As can be seen in Fig. 5(b), the Laplacian in the center is zero for the quantum case, while the classical result shows three maxima at the period-3 states and a maximum at the origin where the oscillator amplitude is zero.

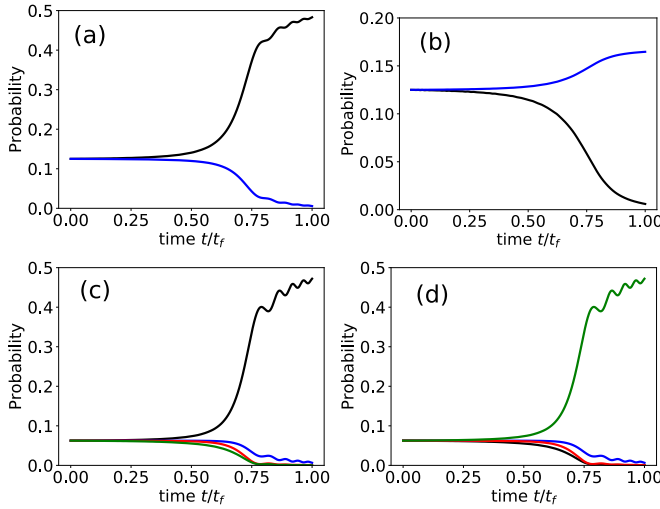


FIG. 8. Sweep for period doubling for an array of three (upper row) and four (lower row) coupled oscillators with periodic boundary conditions. The coupling is ferromagnetic in the left column and antiferromagnetic in the right column. The colors encode the probabilities p_{jkl} for $\{jkl\} = \{000\}$ (black) and $\{001\}$ (blue) in the upper plots. In the lower plots, the probabilities p_{jklm} of the configurations are denoted as $\{jklm\} = \{0000\}$ (black), $\{0001\}$ (blue), $\{0011\}$ (red), and $\{0101\}$ (green). From top to bottom at $t/t_f = 1$, the order of colors in panel (c) is black, blue, red, and green; in panel (d) it is green, blue, red, and black. All other possibilities correspond to one of these due to symmetry arguments. The parameters are $V = 0.4K$, $\Delta_{\text{ini}} = 6K$, and $t_f = 25/K$ in all plots. The maximal driving is $r = 2K$.

APPENDIX B: COMPARISON TO PERIOD DOUBLING

For reference, we briefly discuss the case of period doubling, where the drive Hamiltonian in the rotating frame, given by Eq. (3) in the main text, is replaced by

$$H_d = -r \sum_n [a_n^2 + (a_n^\dagger)^2], \quad (\text{B1})$$

stemming from a parametric modulation at frequency ω_F close to twice the oscillator eigenfrequency ω_0 ; in this case $\Delta = \omega_0 - \omega_F/2$ in Eq. (2) of the main text. Importantly, the geometric phase in the case of period doubling is trivial, it is equal to π , and therefore no effects related to the geometric phase are seen in this case.

We map the states of the oscillator to a bit using the measurement operators introduced in Eq. (7) with $P_1 = E(\pi/2)$ on the right half-plane and $P_0 = \exp(i\pi a^\dagger a)P_1$ on the left half-plane. The probability p_j for an oscillator in state $|\psi\rangle$ to be in bit j is then $p_j = \langle\psi|P_j|\psi\rangle$, where $p_0 + p_1 = 1$ as expected for the P operators that form a POVM.

For period doubling, the parameters are in a regime close to the adiabatic limit, so that the maximal probabilities are almost reached. This maximum occurs at $1/2$, except for antiferromagnetic coupling with an odd number of oscillators, where the system is frustrated; in particular, for three oscillators it is at $1/6$. In the four-oscillator case, the ferromagnetic and antiferromagnetic coupling are equivalent up to a basis transformation, therefore the curves in Figs. 8(c) and 8(d) are similar.

The probability for the system to remain in the lowest fully symmetric state or to switch to higher lying fully symmetric

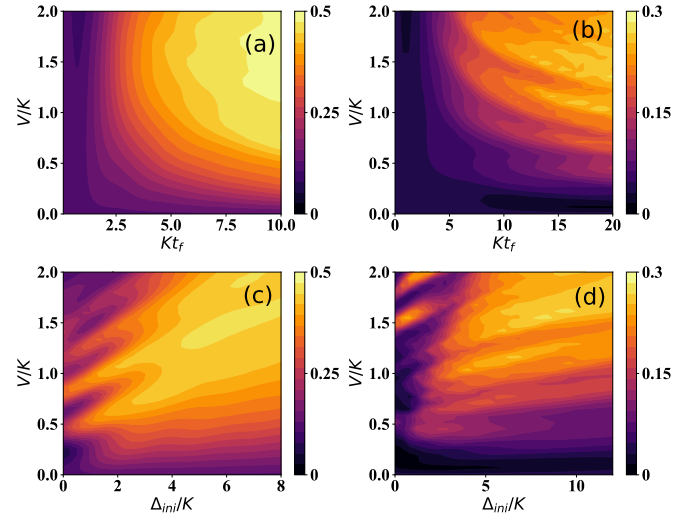


FIG. 9. Three-oscillator system subject to a full sweep for ferromagnetic coupling. The plots show the probability to end in one of the energetically ideal configurations. Left column: case of period doubling for $r = 2K$. In the upper plot $\Delta_{\text{ini}} = 6K$; in the lower plot $t_f = 12/K$. Right column: case of period tripling for $r = 1.4K$, with $\Delta_{\text{ini}} = 6K$ in the upper plot and $t_f = 30/K$ in the lower plot. The oscillators are always initialized in their vacuum state, which corresponds to the ground state only for large enough Δ_{ini} . This leads to oscillatory behavior as a function of V around $\Delta_{\text{ini}} \approx 0$.

states crucially depends on the rate of change of the system parameters and the energy gap to the excited states. In a simplified picture, the system dynamics can be understood as a series of Landau-Zener transitions occurring at each avoided crossing the system passes through. For the Landau-Zener Hamiltonian $H = \beta^2 t \sigma_z + \Omega \sigma_x$, where β parameterizes the sweep rate and 2Ω is the minimal energy gap, the transition probability to the higher lying state at each of these crossings is then approximately given by $P_{\text{LZ}} = 1 - \exp(-\pi \Omega^2 / \beta^2)$. In our setup, increasing Δ and V leads to larger energy gaps. Together with the sweep time t_f , they fully characterize a sweep. Conveniently, we can fix r_{max} , as the important transitions only occur during the phase transition, but not far above threshold, where the correlations between the oscillators are already effectively frozen. Also, we already have fixed $K = 1$ as a reference, as all other units are given in units of K . It is therefore sufficient to scan the parameters (Δ, V, t_f) . Because of the numerical cost, we focus on the case of three oscillators. As a function of these parameters, Fig. 9 shows the probabilities of the configuration minimizing H_i for three attractively coupled oscillators. The left panels refer to period doubling and the right panels refer to period tripling. Note that for a perfectly adiabatic sweep, due to, respectively, the double and triple degeneracy, the maximal probability to be reached are $1/2$ and $1/3$.

Figures 9(a) and 9(b) show the threshold of coupling V and sweep time t_f for the state evolution to remain adiabatic, and Figs. 9(b) and 9(d) show it as a function of V and Δ_{ini} . While it is always better to sweep more slowly, there is a trade-off for the choice of the initial detuning: The optimal value for Δ_{ini} increases for larger coupling V . For both plots, we conclude that the requirements are more demanding for period tripling as compared to doubling.

- [1] M. Born and V. Fock, *Z. Phys.* **51**, 165 (1928).
- [2] W. M. Kaminsky, S. Lloyd, and T. P. Orlando, [arXiv:quant-ph/0403090](https://arxiv.org/abs/quant-ph/0403090).
- [3] S. Boixo, T. F. Rønnow, S. V. Isakov, Z. Wang, D. Wecker, D. A. Lidar, J. M. Martinis, and M. Troyer, *Nat. Phys.* **10**, 218 (2014).
- [4] S. Boixo, V. N. Smelyanskiy, A. Shabani, S. V. Isakov, M. Dykman, V. S. Denchev, M. H. Amin, A. Y. Smirnov, M. Mohseni, and H. Neven, *Nat. Commun.* **7**, 10327 (2016).
- [5] T. Kadowaki and H. Nishimori, *Phys. Rev. E* **58**, 5355 (1998).
- [6] E. Farhi, J. Goldstone, S. Gutmann, J. Lapan, A. Lundgren, and D. Preda, *Science* **292**, 472 (2001).
- [7] A. M. Childs, E. Farhi, and J. Preskill, *Phys. Rev. A* **65**, 012322 (2001).
- [8] H. Goto, *Sci. Rep.* **6**, 21686 (2016).
- [9] S. E. Nigg, N. Lörch, and R. P. Tiwari, *Sci. Adv.* **3**, e1602273 (2017).
- [10] S. Puri, C. K. Andersen, A. L. Grimsmo, and A. Blais, *Nat. Commun.* **8**, 15785 (2017).
- [11] Y. Zhang and M. I. Dykman, *Phys. Rev. A* **95**, 053841 (2017).
- [12] V. Savona, *Phys. Rev. A* **96**, 033826 (2017).
- [13] M. Mamaev, L. C. G. Govia, and A. A. Clerk, *Quantum* **2**, 58 (2018).
- [14] H. Goto, Z. Lin, and Y. Nakamura, *Sci. Rep.* **8**, 7154 (2018).
- [15] P. Zhao, Z. Jin, P. Xu, X. Tan, H. Yu, and Y. Yu, *Phys. Rev. Appl.* **10**, 024019 (2018).
- [16] M. I. Dykman, C. Bruder, N. Lörch, and Y. Zhang, *Phys. Rev. B* **98**, 195444 (2018).
- [17] H. Goto, *J. Phys. Soc. Jpn.* **88**, 061015 (2019).
- [18] R. Rota and V. Savona, *Phys. Rev. A* **100**, 013838 (2019).
- [19] S. Puri, S. Boutin, and A. Blais, *npj Quantum Inf.* **3**, 18 (2017).
- [20] Z. Wang, M. Pechal, E. A. Wollack, P. Arrangoiz-Arriola, M. Gao, N. R. Lee, and A. H. Safavi-Naeini, *Phys. Rev. X* **9**, 021049 (2019).
- [21] M. Fitzpatrick, N. M. Sundaresan, A. C. Y. Li, J. Koch, and A. A. Houck, *Phys. Rev. X* **7**, 011016 (2017).
- [22] R. Ma, B. Saxberg, C. Owens, N. Leung, Y. Lu, J. Simon, and D. I. Schuster, *Nature (London)* **566**, 51 (2019).
- [23] Y. Zhang, J. Gosner, S. M. Girvin, J. Ankerhold, and M. I. Dykman, *Phys. Rev. A* **96**, 052124 (2017).
- [24] L. Guo, M. Marthaler, and G. Schön, *Phys. Rev. Lett.* **111**, 205303 (2013).
- [25] D. F. Walls and G. J. Milburn, *Quantum Optics* (Springer, Berlin, 2008).
- [26] P. Busch, P. J. Lahti, and P. Mittelstaedt, *The Quantum Theory of Measurement* (Springer, Berlin, 1996).
- [27] A discussion can be found in Ref. [8].
- [28] I.-M. Svensson, A. Bengtsson, P. Krantz, J. Bylander, V. Shumeiko, and P. Delsing, *Phys. Rev. B* **96**, 174503 (2017).
- [29] J. Johansson, P. Nation, and F. Nori, *Comput. Phys. Commun.* **184**, 1234 (2013).
- [30] T. Oliphant, *NumPy: A Guide to NumPy* (Trelgol Publishing, New York, 2006).
- [31] E. Jones, T. Oliphant, P. Peterson *et al.*, SciPy: Open Source Scientific Tools for Python (2001-), <http://www.scipy.org/>.