



The vinylogous aldol reaction of *N*-Sulfinyl metallodienamines

Po-Cheng Yu, Vijay K. Chatare, Harsh Patel, Charles DeBrosse, Rodrigo B. Andrade*

Department of Chemistry, Temple University, Philadelphia, PA, 19122, United States

ARTICLE INFO

Article history:

Received 11 November 2019

Received in revised form

16 December 2019

Accepted 19 December 2019

Available online 26 December 2019

Keywords:

Vinylogous aldol

N-sulfinyl metallodienamine

Albocycline

Methodology

ABSTRACT

The discovery and development of the vinylogous aldol reaction of *N*-sulfinyl metallodienamines with aldehydes and ketones is described. The diastereoselectivity of the reaction, first reported in 2017 as a key step in the total asymmetric synthesis of (–)-albocycline, has been corrected by Mosher ester analysis. The reaction has been optimized and the scope investigated, with yields ranging from 68–89% and diastereomeric ratios as high as 5.9:1. Extensive investigation into the mechanisms affecting stereoselectivity revealed that two stereochemical erosion pathways are operative when using LiHMDS and SnCl₄. A transition state supported by DFT calculations has been advanced to rationalize the stereochemical course of the reaction.

© 2019 Elsevier Ltd. All rights reserved.

1. Introduction

Structurally complex natural products are unrivaled in their ability to inspire novel synthetic strategies and/or tactics [1,2]. In 2017, we published a concise total synthesis of the macrolactone antibiotic albocycline (**1**) wherein we targeted the C6–C7 bond for disconnection in precursor **2** (Fig. 1) [3]. We envisioned this goal could be realized by the regio- and stereoselective addition of *N*-sulfinyl metallodienamine (NSMD) **3** derived from sulfinimine **5** to aldehyde **4**. While Ellman had demonstrated that *N*-sulfinyl metalloenamines stereoselectively add to aldehydes in analogy to the aldol reaction [4,5], the vinylogous variant of this reaction had not been explored prior to our report [3]. In 2013, we first demonstrated the synthetic utility of 2,3-indole fused NSMDs in annulation reactions for the concise syntheses of *Aspidosperma* indole alkaloids [6,7]. Herein, we describe the optimization and scope of the vinylogous aldol reaction (VAR) of NSMDs. In addition, we correct and update the diastereoselectivity of the reaction as was previously reported and posit a stereochemical model to rationalize observed diastereoselectivity supported by DFT calculations [3].

The vinylogous Mukaiyama aldol reaction (VMAR) has found widespread use in the chemical synthesis of polyketide natural products owing to its high regioselectivity (i.e., reaction at the γ - versus the α -position), stereoselectivity, and *a priori* inclusion of at least two additional carbons in the product vis-à-vis the standard

aldol reaction, thus enhancing overall efficiency [8,9]. In 2004, Kobayashi reported that the VMAR of vinylketene silyl *N,O*-acetals bearing the Evans oxazolidinone auxiliary with aldehydes proceeds with high levels of remote 1,7- and 1,6,7-asymmetric induction under the agency of TiCl₄ [10]. The Kalesse [11] and particularly Hosokawa [12–15] groups have made improvements to the Kobayashi aldol reaction that have been extensively employed in many total syntheses [16].

Upon completion of our synthesis of albocycline enabled by new methodology, we turned our attention toward developing the scope of the VAR of *N*-sulfinyl metallodienamines with aldehydes.

2. Results and discussion

Much like the reported reaction of NSMD **3** with aldehyde **4**, we found the former smoothly reacted with aliphatic, aromatic, and other α,β -unsaturated aldehydes in high yields (70–85%) and exclusive γ -regioselectivity to furnish what appeared to be a single diastereomer (dr > 95:5) of the vinylogous aldol product as determined by ¹H and ¹³C NMR analysis [17]. However, when we employed the NSMD derived from *N*-sulfinyl imine **6** bearing a prochiral γ -carbon in the VAR with propionaldehyde, we were surprised to isolate what appeared to be a ~4:1 ratio of inseparable diastereomers. In principle, the VAR of prochiral NSMDs can produce up to four diastereomers (i.e., two *syn*- and two *anti*-stereoisomers). Protection of the newly formed carbinol as its TBS ether allowed for separation of the major isomer derived from **7a** (Scheme 1). Rigorous characterization of the relative and absolute

* Corresponding author.

E-mail address: randrade@temple.edu (R.B. Andrade).

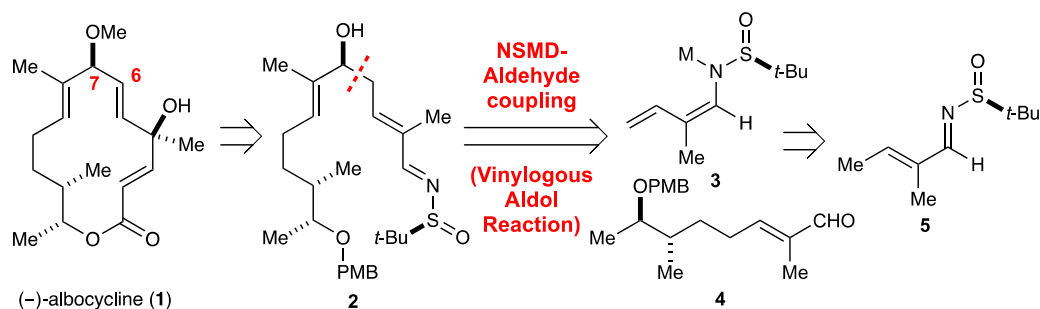
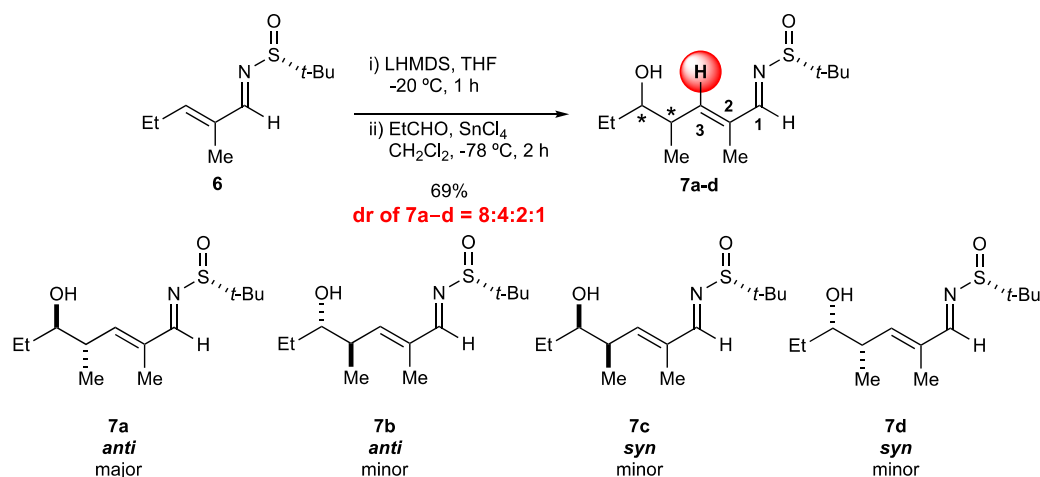


Fig. 1. Inspiration for and discovery of the VAR of *N*-sulfinyl metallodienamines.



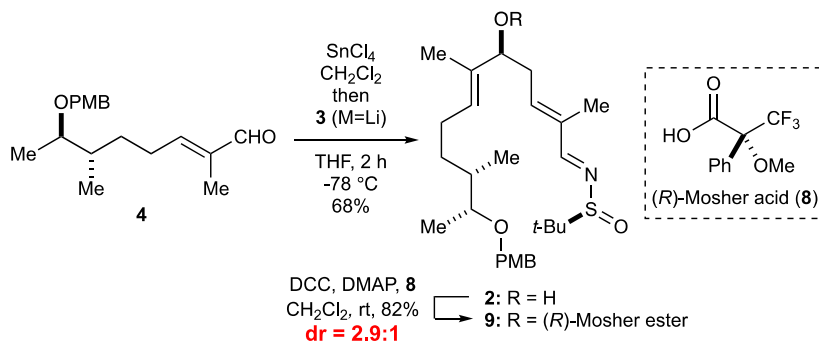
Scheme 1. VAR of prochiral NSMD derived from **6** with propionaldehyde.

stereochemistry of aldols **7a–d** was accomplished by correlation with known compounds (Scheme S1) [18,19]. Moreover, the diastereomeric ratio (dr) of products **7a–d** as determined by integrating H-3 (Scheme 1, red sphere) in **7a–d** by ¹H NMR spectroscopy wherein the dr was found to be 8:4:2:1 (see Scheme S2 for details). In other words, the dr of major *anti*-**7a** aldol versus the sum of minor aldols **7b–d** was ~1:1.

The results of the VAR prompted us to revisit the key step in our albacycline synthesis wherein NSMD **3** derived from *N*-sulfinyl imine **5** was reacted with aldehyde **4** complexed with SnCl₄ to furnish aldol **2** (Scheme 2). To confirm the dr of this reaction, we employed two methods. First, we prepared Mosher ester **9** in 82% yield by treating **2** with excess (*R*)-Mosher acid (**8**) in the presence

of DCC and DMAP to ensure complete consumption of starting material. ¹H NMR analysis of **9** revealed a mixture of diastereomers in a 2.9:1 ratio (Fig. S1). Second, we employed HPLC analysis, which gave the same ratio, thus ultimately confirming the reported VAR did not proceed in >95:5 dr but rather a ~3:1 ratio (Fig. S2) [3].

The absolute stereochemistry of the newly formed (7*S*)-chiral center in intermediate **2** was originally assigned by correlation with albacycline, whose structure had been unambiguously established by single crystal X-ray analysis [20,21]. Accordingly, Mosher ester analysis of the major diastereomer in **9** was fully consistent with an (*S*) configuration at the C7 stereocenter (Fig. S1) [22]. In retrospect, the minor (7*R*)-diastereomer unknowingly carried forward in the albacycline synthesis was therefore removed by iterative



Scheme 2. Revisiting the diastereoselectivity of the VAR in the albacycline synthesis.

chromatography *en route* to the target, which required eight additional operations [3].

Having corrected the diastereoselectivity of the VAR, we sought to optimize this reaction with the goal of increasing the modest dr. To that end, we screened a variety of conditions including the base (e.g., NaHMDS, KHMDS), additive (e.g., HMPA, LiCl), solvent (e.g., toluene, Et₂O, THF), and Lewis acid (e.g., BF₃·OEt₂, TiCl₄) to compare with the original procedure (entry 1) as determined by HPLC, and the results are shown in Table 1. The use of HMPA and LiCl (entries 2–3) slightly decreased the yield; however, the former eroded dr. The requirement of a Lewis acid was demonstrated by a control experiment (entry 4) where no Lewis acid was used; accordingly, no reaction took place at –78 °C after 2 h. While the reaction proceeded in the presence of BF₃·OEt₂ (entry 5), no diastereoselectivity was observed. Replacing LiHMDS with NaHMDS (entry 6) led to an improvement in yield and dr, the latter of which went from 2.7:1 to 4.7:1. KHMDS (entry 7) proved to be the optimal base by providing the highest yield (89%) of VAR product while maintaining the same dr as NaHMDS (4.7:1). Entries 8–11 probed the role of solvent and Lewis acid when using KHMDS as the base, which were all inferior to the best conditions (entry 7).

With optimal reaction conditions for the VAR of NSMDs with aldehydes in hand, we turned our attention to determining the scope of this transformation. To this end, we investigated two NSMDs: one derived from tigraldehyde **5**, which was used in the total synthesis of albocycline, and the other derived from crotonaldehyde **11**. Five aldehydes were selected including α,β -unsaturated, aromatic, aliphatic, and alicyclic. The results are shown in Table 2. Diastereomeric ratios and assignment of absolute stereochemistry were accomplished by Mosher ester analysis (Table S1–2). Overall, yields for all VARs were very good (70–89%). Both NSMDs derived from **5** and **11** retained good diastereoselectivity when reacted with α,β -unsaturated aldehydes tigraldehyde (**10**, **13a**) and crotonaldehyde (**12b**, **13b**), with aldol **13b** displaying the highest selectivity (dr = 5.9:1). Erosion of diastereoselectivity was observed when benzaldehyde was employed (**12c**, **13c**) wherein the dr dropped to 1.4:1 for the NSMD derived from **5** to 1.2:1 for the NSMD derived from **11**. The VARs with

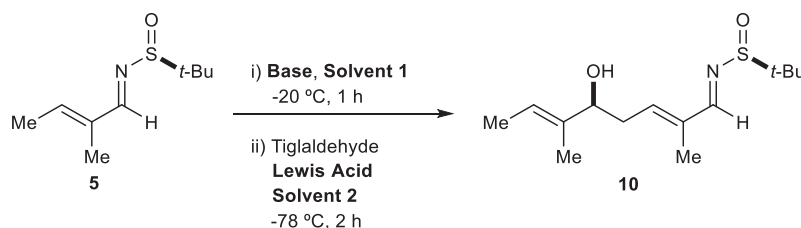
aliphatic (**12d**, **13d**) and alicyclic (**12e**, **13e**) aldehydes showed little to no diastereoselectivity.

To probe nucleophilicity and expand the scope of the VAR, we reacted the NSMD derived from **5** with ketones. Specifically, we chose methyl pyruvate (Scheme 3A) in addition to acetophenone and benzophenone (Scheme 3B). While the reaction with the methyl pyruvate proceeded in high yield (91%), it was not particularly diastereoselective (dr = 1.1:1). Both aromatic ketones (Scheme 3B) failed to react in the VAR.

To better understand the difference in diastereoselectivity between Li- and K-derived *N*-sulfinyl metallodienamines in the vinylogous aldol reaction, we carried out additional experiments to identify the source of stereochemical erosion (Table 3). Entries 1–3 were performed under optimal reaction conditions (i.e., KHMDS); however, instead of quenching the reaction, an additional equivalent of HMDS base was added to the reaction mixture, followed by stirring at –78 °C for 2 h prior to quenching. Results from the experiment with LiHMDS (entry 1) revealed the dr eroded to 2.7:1, which was consistent with the original NSMD-mediated VAR conditions using LiHMDS (entry 1, Table 1). The use of NaHMDS (entry 2) and KHMDS (entry 3) had no effect on the dr, demonstrating the role of Li in the stereochemical erosion pathway. A plausible explanation for the erosion in dr is that Li promotes a retro-aldol reaction under thermodynamic control. To test this hypothesis, we carried out a crossover experiment with benzaldehyde (entry 4) and employed *d*₄-methanol (entry 5). In both cases, no evidence of reversibility was detected. To rule out the role of Li⁺ in promoting a retro-aldol pathway, 12-crown-4 was added to the reaction mixture following metalation with LiHMDS to sequester the cation. In the event, a dr of 2.7:1 was observed (entry 6).

To probe the Li-mediated epimerization pathway further, we took vinylogous aldol product **10** prepared under optimized conditions (dr = 4.7:1) and subjected it to various reaction conditions (Table 4). Not surprisingly, stoichiometric deprotonation of **10** with LiHMDS to generate the lithium alkoxide and additional stirring at –78 °C for 2 h resulted in no change in dr (entry 1). Alternatively, the addition of SnCl₄ following the deprotonation event—conditions that recapitulate the previously observed LiHMDS-

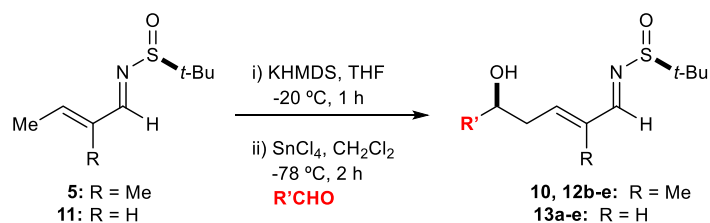
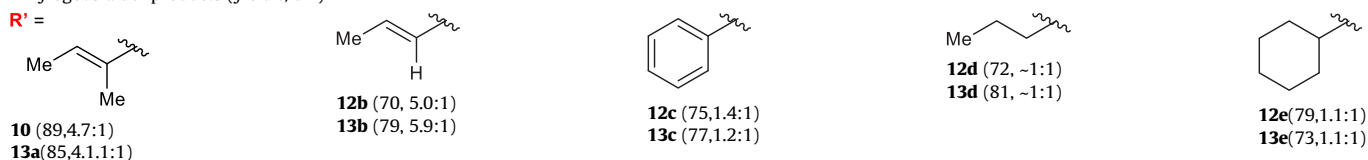
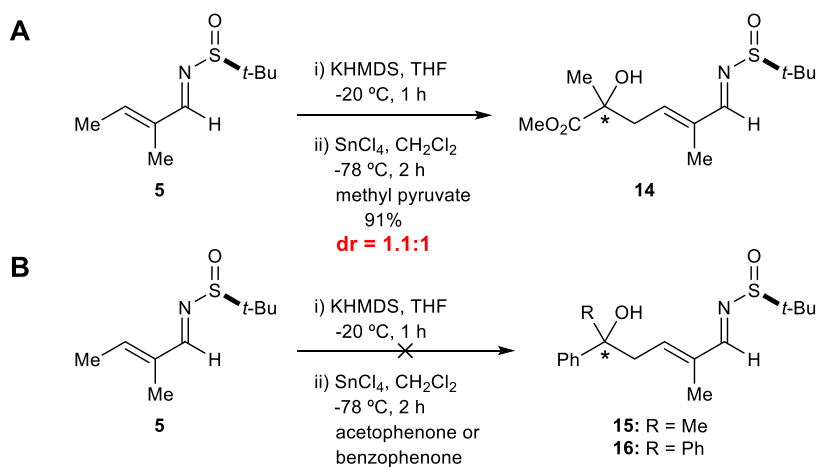
Table 1
Optimization of VAR of NSMD derived from **5** and tigraldehyde.



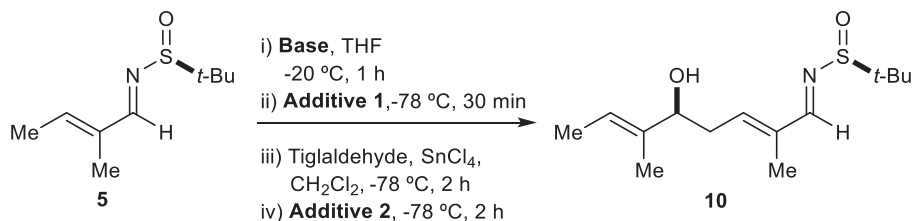
Entry	Base	Additive	Solvent 1	Solvent 2	Lewis acid	Yield (%)	dr ^a
1	LiHMDS	—	THF	CH ₂ Cl ₂	SnCl ₄	81	2.7:1 ^b
2		HMPA	THF	CH ₂ Cl ₂	SnCl ₄	75	1.9:1
3		LiCl	THF	CH ₂ Cl ₂	SnCl ₄	77	2.6:1
4		—	THF	CH ₂ Cl ₂	—	—	—
5		—	THF	CH ₂ Cl ₂	BF ₃ ·OEt ₂	87	1:1
6	NaHMDS	—	THF	CH ₂ Cl ₂	SnCl ₄	85	4.7:1
7	KHMDS	—	THF	CH ₂ Cl ₂	SnCl ₄	89	4.7:1
8		—	THF	CH ₂ Cl ₂	TiCl ₄	43	4.0:1
9		—	THF	THF	SnCl ₄	79	3.3:1
10		—	Toluene	CH ₂ Cl ₂	SnCl ₄	64	4.7:1
11		—	Et ₂ O	CH ₂ Cl ₂	SnCl ₄	63	4.1:1

^a Diastereomeric ratio (dr) was determined by HPLC.

^b Absolute configuration of the new stereocenter was confirmed by Mosher analysis (see SI for details).

Table 2Scope of VAR with NSMD derived from tiglaldehyde **5** or crotonaldehyde **11** and α,β -unsaturated, aromatic, aliphatic and alicyclic aldehydes.Vinylogous aldol products (yield%, dr^a)^a Diastereomeric ratio (dr) was determined by Mosher analysis (see SI for details).**Scheme 3.** Reaction of NSMD derived from **5** with (A) methyl pyruvate, (B) acetophenone, and benzophenone.**Table 3**

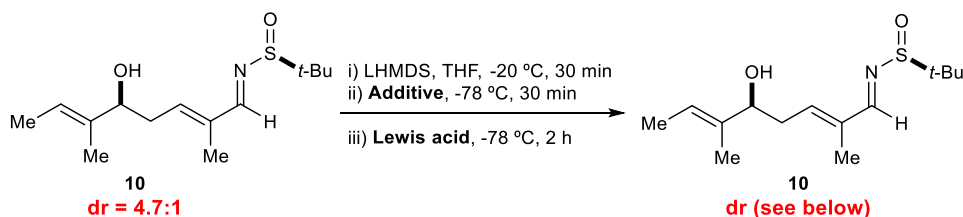
Role of LiHMDS in the erosion of diastereoselectivity.



Entry	Base	Additive 1	Additive 2	dr ^a
1	KHMDS	—	LiHMDS	2.7:1
2	KHMDS	—	NaHMDS	4.7:1
3	KHMDS	—	KHMDS	4.7:1
4	LiHMDS	—	PhCHO, SnCl ₄	2.7:1 ^b
5	LiHMDS	—	CD ₃ OD	2.7:1 ^c
6	LiHMDS	12-crown-4	—	2.7:1

^a Diastereomeric ratio (dr) was determined by ¹³C NMR analysis (see SI for details).^b Crossover product with benzaldehyde **12c** was not detected.^c γ -deutero *N*-sulfinyl imine **5** was not detected.

Table 4
Effects of Lewis acids and Li⁺ on the dr of VAR product **10**.



Entry	Additive	Lewis acid	dr ^a
1	—	—	4.7:1
2	—	SnCl ₄	2.7:1
3	—	BF ₃ ·OEt ₂	4.7:1
4	12-crown-4	SnCl ₄	4.7:1

^a Diastereomeric ratio (dr) was determined by ¹³C NMR analysis (see SI for details).

mediated epimerization pathway (entry 1, Table 3)—resulted in an erosion of dr to 2.7:1 (entry 2). Erosion was not observed when BF₃·OEt₂ was added to the lithium alkoxide (entry 3), therefore strongly implicating the role of tin and lithium salts in combination. Further evidence of this was obtained by sequestering Li⁺ with 12-crown-4 prior to adding SnCl₄ (entry 4) wherein no erosion in dr was observed (Table 4, entry 4). Altogether, these results suggest the modest dr associated with LiHMDS-mediated vinylogous aldol reactions of NSMDs can arise either from C–C bond formation in the stereochemistry-determining VAR or an epimerization pathway, both of which are unique to Li vis-à-vis Na or K and reminiscent of the roles of alkali metal salts in determining the diastereoselectivity (i.e., *E/Z* ratios) in the venerable Wittig reaction [23].

To rationalize the stereochemical course of the NSMD-mediated VAR reaction, we employed DFT calculations at the B3LYP/6-31G(d) level of theory (see SI for details) [24]. All NSMDs irrespective of metal counterion preferred the (*Z*)-NSMD geometry by approximately 1 kcal/mol (Fig. 2A, see SI for details). Furthermore, we advance the *synclinal* transition state in Fig. 2B as a stereochemical model for the observed diastereoselectivity wherein a tin species serves as a linchpin between the aldehyde and the NSMD [3,9,10]. At this stage, it is unclear why α,β -unsaturated aldehydes emerged as the most stereoselective substrates in the vinylogous aldol reactions whereas aliphatic and aromatic aldehydes were not. Additional experiments are currently underway to explore this interesting transformation that despite its dr served admirably in

the concise total asymmetric synthesis of macrolactone antibiotic (–)-albicycline.

3. Conclusion

Complex natural products offer unlimited sources of inspiration for the creation of novel synthetic methods. We have described the discovery and development of the vinylogous aldol reaction of *N*-sulfinyl metalloidienamines (NSMDs) with aldehydes and ketones. Our first disclosure of this reaction in the total asymmetric synthesis of (–)-albicycline reported it proceeded with high diastereoselectivity (dr = >95:5). However, in the process of expanding reaction scope we found the dr was in fact ~3:1. Reaction optimization found that KHMDS was superior to LiHMDS. The reaction proceeded in synthetically useful yields (68–89%) with α,β -unsaturated aldehydes providing the highest dr (5.9:1). While electrophilic methyl ketones (e.g., methyl pyruvate) reacted in high yields with KHMDS, no diastereoselectivity was observed. Owing to the modest natural of the VAR of NSMDs, we did not explore the reaction of these chiral synthons with chiral aldehydes to probe the diastereofacial preference of the former over the latter. Mechanistic investigations revealed that two stereochemical erosion pathways are operative when using LiHMDS and SnCl₄ but not with NaHMDS or KHMDS. A transition state supported by DFT calculations has been advanced to rationalize the stereochemical course of the reaction.

4. Experimental section

4.1. General information

All reactions containing moisture or air-sensitive reagents were performed in flame-dried glassware under nitrogen or argon. Tetrahydrofuran, toluene, diethyl ether and dichloromethane were passed through two columns of neutral alumina prior to use. Anhydrous dimethyl sulfoxide (DMSO) was purchased from Sigma-Aldrich and subjected to three cycles of freeze-pump-thaw before use. Diisopropylamine and trimethylamine were distilled from CaH₂ prior to use. Solutions of LiHMDS, NaHMDS, and KHMDS in THF (Sigma-Aldrich) were titrated with diphenylacetic acid (recrystallized from toluene and dried *in vacuo* prior to use) with the titre being the average of three runs. Tiglaldehyde-derived *N*-sulfinyl imine **5** and albicycline intermediates **2** and **4** were prepared by known methods [3]. Crotonaldehyde-derived *N*-sulfinyl

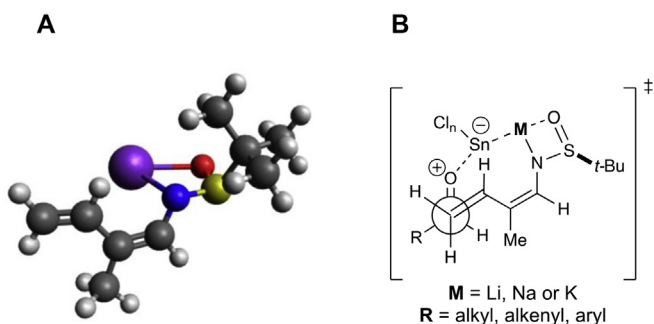


Fig. 2. (A) Optimized structure of (*Z*)-NSMD **3** (*M* = K) from DFT calculations. (B) Stereochemical model for the SnCl₄-mediated VAR of NSMD **3** and aldehydes invoking a *synclinal* transition state.

imine **11** was prepared using the procedure of Ellman [25]. All other reagents were purchased from commercial sources and used without further purification. All solvents for work-up procedures were used as received. Flash column chromatography was performed with ICN Silitech 32–63 D 60 Å silica gel with the indicated solvents. Thin layer chromatography was performed on Merck 60 F254 silica gel plates. Detection was performed using UV light, KMnO₄ stain, iodine chamber, PMA stain and subsequent heating. ¹H and ¹³C NMR spectra were recorded at the indicated field strength in CDCl₃ at rt. Chemical shifts are indicated in parts per million (ppm) downfield from tetramethylsilane (TMS, δ = 0.00) and referenced to the CDCl₃. Splitting patterns are abbreviated as follows: s (singlet), d (doublet), t (triplet), q (quartet) and m (multiplet). Diastereomeric ratios and assignment of absolute stereochemistry for compounds **2**, **10**, **12b–e** and **13a–e** were accomplished by Mosher ester analysis (Fig. S1, Table S1–2).

4.2. General procedure

4.2.1. General procedure for *N*-sulfinyl imine aldol products

To a solution of *N*-sulfinyl imine (1.0 mmol) in anhydrous THF (3 mL) at –20 °C was added LiHMDS, NaHMDS, or KHMDS (1.2 mL, 1.2 mmol, 1.0 M in THF) dropwise and stirred for 1 h, and then cool to –78 °C. In a separate flask, SnCl₄ (1.1 mL, 1.1 mmol, 1.0 M in CH₂Cl₂) was added dropwise to a solution of aldehyde (1.1 mmol) in CH₂Cl₂ (3 mL) at –78 °C and stirred for 30 min. At this time, previously generated metallodienamine was cannulated to the Lewis acid-complexed aldehyde containing flask at –78 °C over 5 min and the reaction mixture was stirred for 2 h at –78 °C. The reaction was quenched with saturated NH₄Cl (3 mL) and extracted with EtOAc (3 mL \times 3). The combined organic layers were dried over Na₂SO₄ and concentrated under reduced pressure. The residue was purified by flash column chromatography to afford aldol product as a viscous oil.

4.2.2. (*R*)-*N*-((1*E*,2*E*)-2-methylpent-2-en-1-ylidene)-2-methylpropane-2-sulfinamide (**6**)

To a solution of 2-methyl-2-pentenal (1.00 g, 10.2 mmol) and (*R*)-tert-butesulfinamide (1.35 g, 11.22 mmol) in THF (5 mL) at rt were added Ti(OEt)₄ (4.28 mL, 20.4 mmol) dropwise with stirring overnight. The reaction was quenched with water (5 mL), and the resulting suspension was filtered through a short pad of Celite. The filter cake was washed with EtOAc (20 mL \times 3). The aqueous layer was removed and the organic layer was washed with brine (20 mL). The organic layer was dried over anhydrous Na₂SO₄, and concentrated under reduced pressure. The residue was purified by flash column chromatography eluting with EtOAc/hexanes (2:8) to afford **6** as a clear oil (1.63 g, 79%). [α]_D²⁰ –463 (c 1.0, CHCl₃); IR (neat) 2965, 2874, 1636, 1579, 1456, 1362, 1084, 1045, 729 cm^{–1}; ¹H NMR (500 MHz) δ 8.10 (s, 1H), 6.22 (t, *J* = 7.3 Hz, 1H), 2.30 (qd, *J* = 7.5, 7.5 Hz, 2H), 1.87 (s, 3H), 1.19 (s, 9H), 1.07 (t, *J* = 7.6 Hz, 3H); ¹³C NMR (126 MHz) δ 167.0, 150.1, 134.7, 57.4, 22.8, 22.6, 13.5, 11.5; HRMS (ESI) calcd for C₁₀H₁₉NOSNa [M + Na]⁺ 224.1085, found 224.1091.

4.2.3. (*R*)-*N*-((1*E*,2*E*)-5-hydroxy-2,4-dimethylhept-2-en-1-ylidene)-2-methylpropane-2-sulfinamide (**7a–d**)

Following general procedure 4.2.1 above, 179 mg (69% yield) of inseparable mixture **7a–d** were obtained as a yellowish oil after purification by flash column chromatography eluting with EtOAc/hexane (3:7). IR (neat) 3357, 2963, 2928, 2874, 1682, 1634, 1577, 1456, 1364, 1060, 974, 908, 731 cm^{–1}; ¹H NMR (500 MHz) δ 8.14 (s, 1H), 6.26–6.12 (dq, *J* = 10.0, 1.4 Hz, 0.53H, **7a**; dq, *J* = 10.0, 1.4 Hz, 0.27H, **7b**; dq, *J* = 10.1, 1.5 Hz, 0.13H, **7c**; dq, *J* = 10.1, 1.5 Hz, 0.07H, **7d**), 3.48 (dt, *J* = 8.8, 4.7 Hz, 1H), 2.84–2.65 (m, 1H), 1.91 (s, 3H), 1.57–1.35 (m, 2H), 1.20 (s, 9H), 1.11–1.05 (m, 3H), 0.99–0.94 (m,

3H); ¹³C NMR (126 MHz) δ 166.8, 149.5, 135.5, 76.6, 57.1, 39.1, 27.7, 22.5, 16.6, 11.7, 10.1; HRMS (ESI) calcd for C₁₃H₂₆NO₂S [M + H]⁺ 260.1684, found 260.1673.

4.2.4. (*S*)-*N*-((*S*,1*E*,2*E*,6*E*)-5-hydroxy-2,6-dimethylocta-2,6-dien-1-ylidene)-2-methylpropane-2-sulfinamide (**10**)

Following general procedure 4.2.1 above, 241 mg (89% yield) of inseparable diastereomers **10** were obtained as a yellowish oil after purification by flash column chromatography eluting with EtOAc/hexane (3:7). IR (neat) 3387, 2980, 2923, 1635, 1579, 1455, 1364, 1056, 751 cm^{–1}; ¹H NMR (500 MHz, CDCl₃) δ 8.08 (s, 1H), 6.20 (t, *J* = 7.0 Hz, 1H), 5.49 (m, 1H), 4.13 (dd, *J* = 12.1, 6.0 Hz, 1H), 2.64–2.44 (m, 2H), 2.07 (s, 1H), 1.87 (s, 3H), 1.60 (s, 3H), 1.59 (d, *J* = 7.1 Hz, 3H), 1.17 (s, 9H); ¹³C NMR (125 MHz, CDCl₃) δ 166.5, 144.1, 137.0, 136.2, 121.6, 76.6, 57.1, 34.5, 22.4, 13.1, 11.6, 11.1; HRMS (ESI) calcd for C₁₄H₂₅NO₂SNa [M + Na]⁺ 294.1504, found 294.1496.

4.2.5. (*S*)-*N*-((*S*,1*E*,2*E*,6*E*)-5-hydroxy-2-methylocta-2,6-dien-1-ylidene)-2-methylpropane-2-sulfinamide (**12b**)

Following general procedure 4.2.1 above, 180 mg (70% yield) of inseparable diastereomers **12b** were obtained as a yellowish oil after purification by flash column chromatography eluting with EtOAc/hexane (3:7). IR (neat) 3395, 2962, 2920, 1635, 1579, 1455, 1364, 1060, 966, 748 cm^{–1}; ¹H NMR (500 MHz, CDCl₃) δ 8.04 (s, 1H), 6.23 (t, *J* = 7.2 Hz, 1H), 5.66–5.58 (m, 1H), 5.44 (ddd, *J* = 15.3, 7.1, 1.6 Hz, 1H), 4.13 (q, *J* = 6.6 Hz, 1H), 2.90–2.63 (s, 1H), 2.57–2.39 (m, 2H), 1.82 (s, 3H), 1.62 (d, *J* = 6.3 Hz, 3H), 1.12 (s, 9H); ¹³C NMR (125 MHz, CDCl₃) δ 166.4, 143.8, 136.2, 133.2, 127.2, 71.6, 57.0, 36.7, 22.3, 17.5, 11.5; HRMS (ESI) calcd for C₁₃H₂₃NO₂SNa [M + Na]⁺ 280.1347, found 280.1334.

4.2.6. (*S*)-*N*-((*S*,1*E*,2*E*)-5-hydroxy-2-methyl-5-phenylpent-2-en-1-ylidene)-2-methylpropane-2-sulfinamide (**12c**)

Following general procedure 4.2.1 above, 220 mg (75% yield) of inseparable diastereomers **12c** were obtained as a yellowish oil after purification by flash column chromatography eluting with EtOAc/hexane (2:8). IR (neat) 3389, 2960, 2923, 1635, 1580, 1454, 1364, 1052, 757, 701 cm^{–1}; ¹H NMR (500 MHz, CDCl₃) δ 8.08 (s, 1H), 7.42–7.21 (m, 5H), 6.29 (m, 1H), 4.84 (dd, *J* = 12.7, 5.7 Hz, 1H), 2.90–2.67 (m, 3H), 1.82 (m, 3H), 1.18 (s, 9H); ¹³C NMR (125 MHz, CDCl₃) δ 166.4, 143.8, 143.4, 136.8, 128.6, 127.8, 125.8, 73.3, 57.2, 38.7, 22.4, 11.5; HRMS (ESI) calcd for C₁₆H₂₃NO₂SNa [M + Na]⁺ 316.1347, found 316.1338.

4.2.7. (*S*)-*N*-((*R*,1*E*,2*E*)-5-hydroxy-2-methylhept-2-en-1-ylidene)-2-methylpropane-2-sulfinamide (**12d**)

Following general procedure 4.2.1 above, 176 mg (72% yield) of inseparable diastereomers **12d** were obtained as a yellowish oil after purification by flash column chromatography eluting with EtOAc/hexane (3:7). IR (neat) 3419, 2961, 2925, 1635, 1579, 1456, 1363, 1059, 981, 743 cm^{–1}; ¹H NMR (500 MHz, CDCl₃) δ 8.08 (s, 1H), 6.29 (t, *J* = 7.4 Hz, 1H), 3.72–3.54 (m, 1H), 2.47–2.31 (m, 2H), 1.94 (s, 1H), 1.84 (s, 3H), 1.55–1.37 (m, 2H), 1.13 (s, 9H), 0.91 (t, *J* = 7.4 Hz, 3H); ¹³C NMR (125 MHz, CDCl₃) δ 166.5, 144.1, 136.7, 72.4, 57.1, 36.5, 30.1, 22.4, 11.6, 10.0; HRMS (ESI) calcd for C₁₂H₂₃NO₂SNa [M + Na]⁺ 268.1347, found 268.1338.

4.2.8. (*S*)-*N*-((*S*,1*E*,2*E*)-5-cyclohexyl-5-hydroxy-2-methylpent-2-en-1-ylidene)-2-methylpropane-2-sulfinamide (**12e**)

Following general procedure 4.2.1 above, 236 mg (79% yield) of inseparable diastereomers **12e** were obtained as a yellowish oil after purification by flash column chromatography eluting with EtOAc/hexane (3:7). IR (neat) 3423, 2970, 2925, 1634, 1575, 1456, 1363, 1060, 981, 743 cm^{–1}; ¹H NMR (500 MHz, CDCl₃) δ 8.13 (s, 1H), 6.39–6.34 (m, 1H), 3.55–3.49 (m, 1H), 2.55–2.39 (m, 2H), 1.90 (s,

3H), 1.88–1.82 (m, 1H), 1.81–1.73 (m, 2H), 1.70–1.64 (m, 2H), 1.41–1.33 (m, 1H), 1.28–1.20 (m, 2H), 1.20 (m, 9H), 1.16–1.09 (m, 3H); ^{13}C NMR (125 MHz, CDCl_3) δ 166.5, 144.9, 136.5, 75.3, 57.1, 43.5, 33.9, 29.2, 27.8, 26.4, 26.2, 26.0, 22.4, 11.6; HRMS (ESI) calcd for $\text{C}_{16}\text{H}_{29}\text{NO}_2\text{SNa}$ [$\text{M} + \text{Na}$] $^+$ 322.1817, found 322.1806.

4.2.9. (S)-N-((S,1E,2E,6E)-5-hydroxy-6-methylocta-2,6-dien-1-ylidene)-2-methylpropane-2-sulfinamide (13a)

Following general procedure 4.2.1 above, 218 mg (85% yield) of inseparable diastereomers **13a** were obtained as a yellowish oil after purification by flash column chromatography eluting with EtOAc/hexane (3:7). IR (neat) 3394, 2923, 1639, 1581, 1363, 1056, 1000, 753, 720 cm^{-1} ; ^1H NMR (500 MHz, CDCl_3) δ 8.18 (m, 1H), 6.49 (d, $J = 4.7$ Hz, 2H), 5.53 (d, $J = 6.4$ Hz, 1H), 4.18 (t, $J = 6.4$ Hz, 1H), 2.65–2.46 (m, 2H), 1.87 (s, 1H), 1.64 (s, 3H), 1.63 (d, $J = 7.7$ Hz, 3H), 1.21 (s, 9H); ^{13}C NMR (125 MHz, CDCl_3) δ 164.0, 147.5, 136.9, 130.4, 121.6, 76.5, 57.3, 38.6, 22.4, 13.0, 11.2; HRMS (ESI) calcd for $\text{C}_{13}\text{H}_{23}\text{NO}_2\text{SNa}$ [$\text{M} + \text{Na}$] $^+$ 280.1347, found 280.1330.

4.2.10. (S)-N-((S,1E,2E,6E)-5-hydroxyocta-2,6-dien-1-ylidene)-2-methylpropane-2-sulfinamide (13b)

Following general procedure 4.2.1 above, 192 mg (79% yield) of inseparable diastereomers **13b** were obtained as a yellowish oil after purification by flash column chromatography eluting with EtOAc/hexane (3:7). IR (neat) 3393, 2980, 2921, 1639, 1581, 1456, 1364, 1060, 964, 752, 721 cm^{-1} ; ^1H NMR (500 MHz, CDCl_3) δ 8.17 (d, $J = 8.6$ Hz, 1H), 6.51 (m, 2H), 5.70 (dd, $J = 14.8$, 6.7 Hz, 1H), 5.51 (dd, $J = 15.0$, 6.5 Hz, 1H), 4.22 (d, $J = 6.3$ Hz, 1H), 2.51 (d, $J = 5.9$ Hz, 2H), 2.48–2.25 (m, 1H), 1.70 (d, $J = 6.1$ Hz, 3H), 1.19 (s, 9H); ^{13}C NMR (125 MHz, CDCl_3) δ 164.0, 147.2, 133.0, 130.7, 127.8, 71.7, 57.3, 40.8, 22.4, 17.7; HRMS (ESI) calcd for $\text{C}_{12}\text{H}_{21}\text{NO}_2\text{SNa}$ [$\text{M} + \text{Na}$] $^+$ 266.1191, found 266.1179.

4.2.11. (S)-N-((S,1E,2E)-5-hydroxy-5-phenylpent-2-en-1-ylidene)-2-methylpropane-2-sulfinamide (13c)

Following general procedure 4.2.1 above, 215 mg (77% yield) of inseparable diastereomers **13c** were obtained as a yellowish oil after purification by flash column chromatography eluting with EtOAc/hexane (2:8). IR (neat) 3393, 2981, 2925, 2359, 1638, 1581, 1456, 1363, 1052, 701 cm^{-1} ; ^1H NMR (500 MHz, CDCl_3) δ 8.13 (m, 1H), 7.41–7.24 (m, 5H), 6.58–6.39 (m, 2H), 4.84 (dd, $J = 12.1$, 5.1 Hz, 1H), 2.83–2.64 (m, 3H), 1.19 (s, 9H); ^{13}C NMR (125 MHz, CDCl_3) δ 163.9, 147.0, 143.6, 130.9, 128.6, 127.9, 125.8, 73.2, 57.3, 42.6, 22.4; HRMS (ESI) calcd for $\text{C}_{15}\text{H}_{21}\text{NO}_2\text{SNa}$ [$\text{M} + \text{Na}$] $^+$ 302.1191, found 302.1178.

4.2.12. (S)-N-((R,1E,2E)-5-hydroxyhept-2-en-1-ylidene)-2-methylpropane-2-sulfinamide 13d

Following general procedure 4.2.1 above, 187 mg (81% yield) of inseparable diastereomers **13d** were obtained as a yellowish oil after purification by flash column chromatography eluting with EtOAc/hexane (3:7). IR (neat) 3419, 2962, 1640, 1581, 1458, 1363, 1081, 1062, 999, 719 cm^{-1} ; ^1H NMR (500 MHz, CDCl_3) δ 8.14 (m, 1H), 6.48 (dddd, $J = 15.5$, 9.9, 8.7, 2.6 Hz, 2H), 3.72–3.58 (m, 1H), 2.50–2.28 (m, 2H), 1.60 (s, 1H), 1.52–1.38 (m, 2H), 1.14 (s, 9H), 0.91 (t, $J = 7.4$ Hz, 3H); ^{13}C NMR (125 MHz, CDCl_3) δ 163.9, 147.4, 130.9, 72.1, 57.3, 40.5, 30.1, 22.5, 9.8; HRMS (ESI) calcd for $\text{C}_{11}\text{H}_{21}\text{NO}_2\text{SNa}$ [$\text{M} + \text{Na}$] $^+$ 254.1191, found 254.1179.

4.2.13. (S)-N-((S,1E,2E)-5-cyclohexyl-5-hydroxypent-2-en-1-ylidene)-2-methylpropane-2-sulfinamide (13e)

Following general procedure 4.2.1 above, 208 mg (73% yield) of inseparable diastereomers **13d** were obtained as a yellowish oil after purification by flash column chromatography eluting with EtOAc/hexane (3:7). IR (neat) 3427, 2970, 2925, 1636, 1575, 1456,

1363, 1059, 981, 743 cm^{-1} ; ^1H NMR (500 MHz, CDCl_3) δ 8.22 (d, $J = 9.2$ Hz, 1H), 6.73–6.41 (m, 2H), 3.56 (dd, $J = 8.4$, 3.6 Hz, 1H), 2.62–2.34 (m, 2H), 1.91–1.74 (m, 3H), 1.66 (dd, $J = 37.3$, 10.0 Hz, 3H), 1.47–1.33 (m, 1H), 1.27–1.24 (m, 2H), 1.21 (s, 9H), 1.11 (dddd, $J = 25.1$, 21.9, 15.5, 7.7 Hz, 3H); ^{13}C NMR (125 MHz, CDCl_3) δ 164.0, 148.5, 130.5, 74.8, 57.2, 43.4, 37.9, 29.0, 27.9, 27.8, 26.3, 26.0, 22.4; HRMS (ESI) calcd for $\text{C}_{15}\text{H}_{27}\text{NO}_2\text{SNa}$ [$\text{M} + \text{Na}$] $^+$ 308.1660, found 308.1650.

4.2.14. (4E,6E)-methyl 6-(((S)-tert-butylsulfinyl)imino)-2-hydroxy-2,5-dimethylhex-4-enoate (14)

Following general procedure 4.2.1 above, 263 mg (91% yield) of inseparable diastereomers **14** were obtained as a yellowish oil after purification by flash column chromatography eluting with EtOAc/hexane (3:7). IR (neat) 3395, 2980, 2954, 2925, 2869, 1737, 1636, 1581, 1455, 1364, 1083, 984 cm^{-1} ; ^1H NMR (500 MHz) δ 8.12 (s, 1H), 6.23 (t, $J = 7.4$ Hz, 1H), 3.78 (s, 3H), 2.81–2.62 (m, 2H), 1.90 (s, 3H), 1.47 (s, 3H), 1.19 (s, 9H); ^{13}C NMR (126 MHz) δ 176.6, 166.3, 140.8, 137.7, 74.3, 57.2, 53.0, 39.3, 25.9, 22.5, 11.6; HRMS (ESI) calcd for $\text{C}_{13}\text{H}_{24}\text{NO}_4\text{S}$ [$\text{M} + \text{H}$] $^+$ 290.1426, found 290.1417.

Acknowledgements

The NSF (CHE-1665145) supported this research. Support for the NMR facility at Temple University by a CURE grant (Pennsylvania Department of Health) is gratefully acknowledged. We thank Prof. Graham E. Dobereiner for valuable discussions and kind assistance with DFT calculations, in addition to Prof. Sarah Wengryniuk for access to HPLC instrumentation.

Appendix A. Supplementary data

Supplementary data to this article can be found online at <https://doi.org/10.1016/j.tet.2019.130901>.

References

- [1] K.C. Nicolaou, E.J. Sorensen, *Classics in Total Synthesis: Targets, Strategies, Methods*, VCH, Weinheim, Germany, 1996.
- [2] T. Hudlicky, J.W. Reed, *The Way of Synthesis: Evolution of Design and Methods for Natural Products*, VCH, Weinheim, Germany, 2007.
- [3] V.K.A. Chatara, R.B., Total synthesis of (–)-albicynine, *Angew. Chem. Int. Ed.* 56 (2017) 5909–5911.
- [4] T. Kochi, T.P. Tang, J.A. Ellman, Asymmetric synthesis of *syn*- and *anti*-1,3-amino alcohols, *J. Am. Chem. Soc.* 124 (2002) 6518–6519.
- [5] T. Kochi, T.P. Tang, J.A. Ellman, Development and application of a new general method for the asymmetric synthesis of *syn*- and *anti*-1,3-amino alcohols, *J. Am. Chem. Soc.* 125 (2003) 11276–11282.
- [6] S. Zhao, R.B. Andrade, Development and scope of the arene-fused domino michael/mannich reaction: application to the total syntheses of *Aspidosperma* alkaloids (–)-Aspidospermidine, (–)-Tabersonine, and (–)-Vincadifformine, *J. Org. Chem.* 82 (2017) 521–531.
- [7] S. Zhao, R.B. Andrade, Domino michael/mannich/N-alkylation route to the tetrahydrocarbazole framework of *Aspidosperma* alkaloids: concise total syntheses of (–)-Aspidospermidine, (–)-Tabersonine, and (–)-Vincadifformine, *J. Am. Chem. Soc.* 135 (2013) 13334–13337.
- [8] S. Hosokawa, Recent development of vinylogous Mukaiyama aldol reactions, *Tetrahedron Lett.* 59 (2018) 77–88.
- [9] M. Kalesse, M. Cordes, G. Symkenberg, H.H. Lu, The vinylogous Mukaiyama aldol reaction (VMAR) in natural product synthesis, *Nat. Prod. Rep.* 31 (2014) 563–594.
- [10] S.I. Shirokawa, M. Kamiyama, T. Nakamura, M. Okada, A. Nakazaki, S. Hosokawa, S. Kobayashi, Remote asymmetric induction with viny ketene silyl *N,O*-acetal, *J. Am. Chem. Soc.* 126 (2004) 13604–13605.
- [11] G. Symkenberg, M. Kalesse, *Syn*-selective vinylogous Kobayashi aldol reaction, *Org. Lett.* 14 (2012) 1608–1611.
- [12] H. Tsukada, Y. Mukaeda, S. Hosokawa, *Syn*-Selective Kobayashi aldol reaction using acetals, *Org. Lett.* 15 (2013) 678–681.
- [13] N. Sagawa, H. Moriya, S. Hosokawa, *Syn*-selective vinylogous Mukaiyama aldol reaction using *Z,E*-Vinylketene *N,O*-acetal with acetals, *Org. Lett.* 19 (2017) 250–253.
- [14] Y. Mukaeda, T. Kato, S. Hosokawa, *Syn*-selective Kobayashi aldol reaction using the *E,E*-Vinylketene silyl *N,O*-acetal, *Org. Lett.* 14 (2012) 5298–5301.

- [15] S. Hosokawa, Remote asymmetric induction reactions using a *E,E*-Vinylketene silyl *N,O*-acetal and the wide range stereocontrol strategy for the synthesis of polypropionates, *Acc. Chem. Res.* 51 (2018) 1301–1314.
- [16] S. Hosokawa, K. Tatsuta, Asymmetric vinylogous Mukaiyama aldol reactions using vinylketene *N,O*-acetals in total syntheses of natural products, *Mini-Reviews Org. Chem.* 5 (2008) 1–18.
- [17] V.K. Chatare, Temple University, Ph.D. Thesis, 2017. August.
- [18] D.E. Cane, F. Kudo, K. Kinoshita, C. Khosla, Precursor-directed biosynthesis: biochemical basis of the remarkable selectivity of the erythromycin polyketide synthase toward unsaturated triketides, *Chem. Biol.* 9 (2002) 131–142.
- [19] A.N. Lowell, M.D. DeMars, S.T. Slocum, F.A. Yu, K. Anand, J.A. Chemler, N. Korakavi, J.K. Priessnitz, S.R. Park, A.A. Koch, P.J. Schultz, D.H. Sherman, Chemoenzymatic total synthesis and structural diversification of tylactone-based macrolide antibiotics through late-stage polyketide assembly, tailoring, and C–H functionalization, *J. Am. Chem. Soc.* 139 (2017) 7913–7920.
- [20] R.C. Thomas, C.G. Chidester, Albocycline: structure determination by x-ray crystallography, *J. Antibiot.* 35 (1982) 1658–1664.
- [21] A. Furusaki, T. Matsumoto, K.I. Harada, M. Suzuki, K. Kinoshita, M. Hayashi, K. Nakatsu, The crystal and molecular structure of albocycline, *Bull. Chem. Soc. Jpn.* 56 (1983) 3042–3046.
- [22] T.R. Hoye, C.S. Jeffrey, F. Shao, Mosher ester analysis for the determination of absolute configuration of stereogenic (chiral) carbinol carbons, *Nat. Protoc.* 2 (2007) 2451–2458.
- [23] B.E. Maryanoff, A.B. Reitz, The Wittig olefination reaction and modifications involving phosphoryl-stabilized carbanions. Stereochemistry, mechanism, and selected synthetic aspects, *Chem. Rev.* 89 (1989) 863–927.
- [24] W.J. Hehre, R. Ditchfield, J.A. Pople, Self-consistent molecular orbital methods. XII. Further extensions of Gaussian-type basis sets for use in molecular orbital studies of organic molecules, *J. Chem. Phys.* 56 (1972) 2257–2261.
- [25] J.P. McMahon, J.A. Ellman, Asymmetric conjugate addition of copper reagents to α,β -unsaturated tert-butanefulfinyl imines, *Org. Lett.* 7 (2005) 5393–5396.