

## Chemical Equivalent of Arene Monooxygenases: Dearomative Synthesis of Arene Oxides and Oxepines

Zohaib Siddiqi, William C. Wertjes, and David Sarlah\*

Cite This: <https://dx.doi.org/10.1021/jacs.0c02724>

Read Online

ACCESS |



Metrics &amp; More



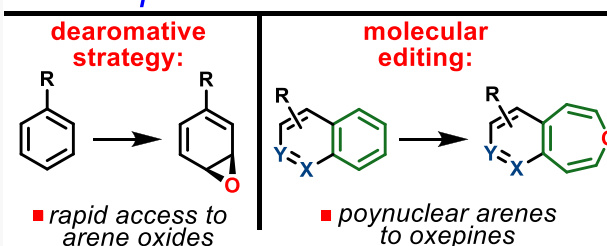
Article Recommendations



Supporting Information

**ABSTRACT:** Direct epoxidation of aromatic nuclei by cytochrome P450 monooxygenases is one of the major metabolic pathways of arenes in eukaryotes. The resulting arene oxides serve as versatile precursors to phenols, oxepines, or *trans*-dihydrodiol-based metabolites. Although such compounds have an important biological and chemical relevance, the lack of methods for their production has hampered access to their utility. Herein, we report a general arenophile-based strategy for the dearomative synthesis of arene oxides. The mildness of this method permits access to sensitive monocyclic arene oxides without any noticeable decomposition to phenols. Moreover, this method enables direct conversion of polycyclic arenes and heteroarenes into the corresponding oxepines. Finally, these studies provided direct connection between simple aromatic precursors and complex small organic molecules via arene oxides and oxepines.

## Arenophile-Mediated Dearomative Epoxidation of Arenes:



## INTRODUCTION

One of the fundamental interests of biology, microbiology, and biochemistry is the metabolism of organic molecules by living organisms. This process often involves the incorporation of molecular oxygen into organic compounds catalyzed by oxidative enzymes.<sup>1</sup> Aromatic compounds are subject to such oxidative degradation, and their metabolism by both eukaryotic and prokaryotic systems has been extensively studied.<sup>2</sup> Notably, bacterial dioxygenases convert arenes into *cis*-dihydrodiols,<sup>3</sup> whereas mammalian and fungal monooxygenases lead to arene oxides (Figure 1A).<sup>4</sup> The latter intermediates are characterized by unique chemistry, including the valence tautomerization between arene oxide and oxepine forms.<sup>5</sup> Moreover, arene oxides are known for their instability,<sup>6</sup> often undergoing spontaneous and rapid [1,2]-hydride migration to phenols, known as the NIH shift.<sup>7</sup> Arene oxides are also subject to nucleophilic epoxide opening, delivering *trans*-dihydrodiol derivatives that are important precursors involved in biogenesis of primary and secondary metabolites, environmental degradation, and drug metabolism (Figure 1B). For example, dihydrodiol 4 is a phase-I metabolite of the antiepileptic drug phenytoin (1) that is derived from the hydrolysis of the corresponding arene oxide.<sup>8</sup> Gliotoxin (5) is an *Aspergillus fumigatus* produced mycotoxin that is derived from arene epoxidation of a phenylalanine precursor 2.<sup>9</sup> Finally, perillotoxin (6) is an oxepine-containing natural product that could be arising through arene oxidation of naphthalene 3.<sup>10</sup>

Given the importance of biological arene oxidation processes, as well as the unique structural features of the

resultant arene oxides that could be leveraged for further functionalization, significant efforts have been devoted to translating them to the field of synthetic chemistry. For example, the natural metabolic process of microbial arene oxidation has been implemented in laboratory settings utilizing whole-cell bacterial fermentations.<sup>11</sup> The resulting *cis*-dihydrodiols (*cis*-cyclohexadiene-1,2-diols) have proven to be versatile and key building blocks for the synthesis of many natural products and value-added intermediates.<sup>12</sup> Yet, no practical chemoenzymatic arene epoxidations exist, likely because of the instability of arene oxides. Thus, the preparation of arene oxides and co-occurring oxepines has been limited to only a few synthetic strategies. For example, the most common preparation of monocyclic arene oxides involves the Birch reduction<sup>13</sup> or bacterial arene oxidation as the initial dearomative step (Figure 2A).<sup>14</sup> On the other hand, the preparation of oxepines is even less developed, as documented with only a few examples of the synthesis of 3-benzoxepine (Figure 2B). Thus, phthalaldehyde was converted to the corresponding 3-benzoxepine by means of a double Wittig reaction.<sup>15</sup> The same product can be obtained also from

Received: March 9, 2020

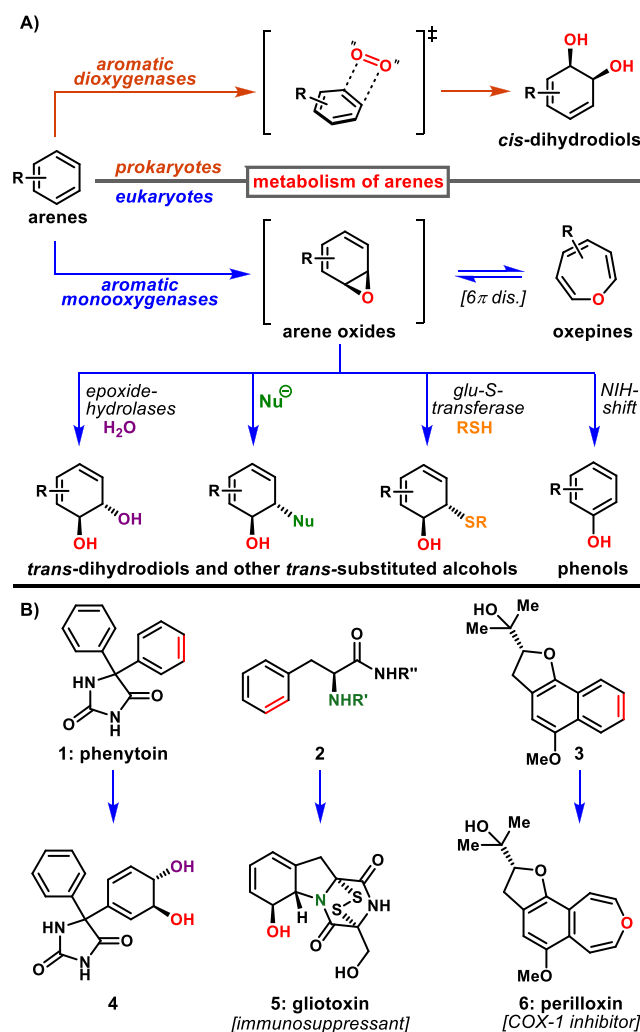


ACS Publications

© XXXX American Chemical Society

A

<https://dx.doi.org/10.1021/jacs.0c02724>  
J. Am. Chem. Soc. XXXX, XXX, XXX–XXX



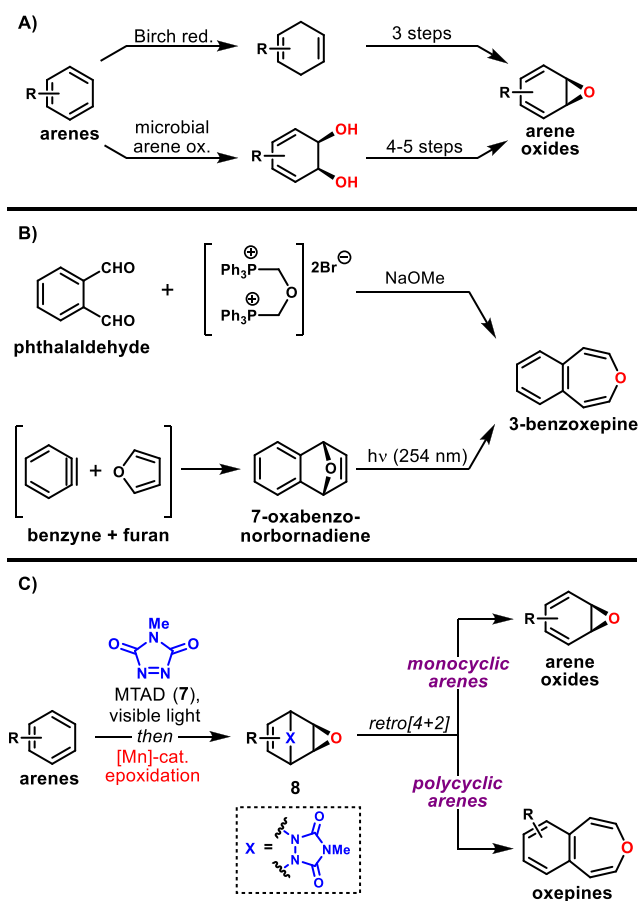
**Figure 1.** (A) Representative arene oxidation pathways in Nature. (B) Selected metabolites derived from arene oxides.

photochemical isomerization of 7-oxabenzonorbornadiene,<sup>16</sup> which can be prepared from benzyne and furan.

More straightforward and mild methods for the generation of arene oxides would significantly expand their synthetic utility and general applicability.<sup>17</sup> Considering the lack of methods for the direct epoxidation of arenes, we set out to develop an alternative preparation of arene oxides and oxepines based on an arenophile-mediated dearomative platform. Herein, we report the successful realization of this plan. Through the use of a Mn-catalyzed epoxidation as the olefin functionalization step (Figure 2C), a range of aromatic and heteroaromatic compounds delivered arene oxides and polycyclic oxepines, which are complementary to those obtained by other established strategies. Finally, the synthetic utility of this method was demonstrated through the preparation of several functionalized small molecules.

## RESULTS AND DISCUSSION

**Optimization of Reaction Conditions.** We have recently reported a series of dearomative functionalizations based on the arenophile 4-methyl-1,2,4-triazoline-3,5-dione (7, MTAD),<sup>18</sup> which undergoes a visible-light-promoted *para*-cycloaddition with arenes. Subsequent *in situ* manipulation of the resulting cycloadducts gives rise to a diverse collection of



**Figure 2.** (A) Established preparation of arene oxides. (B) Previous preparations of 3-benzoxepine. (C) This work: arenophile-mediated synthesis of arene oxides and oxepines.

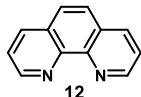
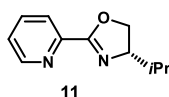
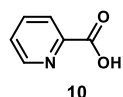
dearomatized products.<sup>19</sup> One of the possible functionalization strategies involves the application of olefin chemistry, providing bicycles that reveal dienes after [4 + 2]-cyclo-reversion of the arenophile moiety. Overall, this sequence can be formally seen as an arenophile-assisted isolation of a single  $\pi$ -component from an aromatic system. On the basis of this concept, we initially developed a dearomative dihydroxylation, a chemical method to complement arene dioxygenases.<sup>18</sup> Interestingly, the corresponding epoxidation proved to be quite elusive despite a considerable number of attempts. The subjection of the arene-arenophile *para*-cycloadducts derived from benzene to numerous benchmark epoxidizing agents, such as peracetic acids and dioxiranes did not result in the detection of even trace amounts of the desired products (see Supporting Information for details). Ultimately, we evaluated transition-metal-mediated epoxidations and discovered that Stack's Mn-catalyzed epoxidation methodology<sup>20</sup> provided encouraging results.

Accordingly, our optimization commenced with screening of Mn-based epoxidation conditions with benzene-derived cycloadduct (Table 1; see also Supporting Information, Table S1, for full optimization details). The initial examination (entries 1–5) of commonly used ligands 10–12 for this process revealed that 1,10-phenanthroline (12) performed favorably. Though pyridine-oxazoline-type ligand 11 provided promising conversion (entry 3), further manipulations of reaction parameters to increase the yield of 8a failed, which was traced back to the overoxidation/decomposition of the ligand.

Table 1. Selected Optimization Studies for the Epoxidation of the Benzene-MTAD Cycloadduct<sup>a</sup>

entry	[Mn] (mol%)	ligand (mol%)	oxidant (equiv.)	yield (%), dr <sup>b</sup>
1	20	<b>10</b> (100)	CH <sub>3</sub> CO <sub>3</sub> H (1.0)	NR
2	20	<b>10</b> (100)	CH <sub>3</sub> CO <sub>3</sub> H (1.0)	18 (3:1) <sup>c</sup>
3	20	<b>11</b> (40)	CH <sub>3</sub> CO <sub>3</sub> H (2.0)	23 (3:1)
4	20	<b>12</b> (40)	CH <sub>3</sub> CO <sub>3</sub> H (2.0)	20 (4:1)
5	20	<b>12</b> (40)	CH <sub>3</sub> CO <sub>3</sub> H (6.0)	25 (3:1)
6	5	<b>12</b> (10)	CH <sub>3</sub> CO <sub>3</sub> H <sup>d</sup> (4.0)	11 (3:1)
7	10	<b>12</b> (20)	CH <sub>3</sub> CO <sub>3</sub> H <sup>d</sup> (4.0)	23 (3:1)
8	20	<b>12</b> (40)	CH <sub>3</sub> CO <sub>3</sub> H <sup>d</sup> (3.0)	40 (3:1)
9	25	<b>12</b> (50)	CH <sub>3</sub> CO <sub>3</sub> H <sup>d</sup> (3.0)	45 (3:1)
10	40	<b>12</b> (80)	CH <sub>3</sub> CO <sub>3</sub> H <sup>d</sup> (3.0)	45 (3:1)

LIGANDS:



<sup>a</sup>Standard reaction conditions: MTAD (7, 0.5 mmol, 1.0 equiv), benzene (**9a**, 5.0 mmol, 10 equiv), EtCN (0.10 M), visible light, −78 °C, 12 h, and then addition of a solution of catalyst [Mn(ClO<sub>4</sub>)<sub>2</sub>/ligand in MeCN], CH<sub>3</sub>CO<sub>3</sub>H, −78 °C, 2 h. <sup>b</sup>Reported yields are of isolated products and the ratio of diastereoisomers (in parentheses) was determined by <sup>1</sup>H NMR of the crude reaction mixtures. <sup>c</sup>After addition of catalysts and oxidant, the reaction was warmed to 25 °C over the course of 2 h. <sup>d</sup>Freshly prepared, H<sub>2</sub>SO<sub>4</sub>-free solution of CH<sub>3</sub>CO<sub>3</sub>H was used.

Table 2. Selected Cycloreversion Optimization Studies

entry	conditions	result
1	KOH (10 equiv.), <i>i</i> -PrOH (0.1 M), 100 °C, 16 h; then neutralization (AcOH aq.) and addition of CuCl <sub>2</sub> (2.0 equiv.), 0 °C, 20 min	decomp.
2	N <sub>2</sub> H <sub>4</sub> (10 equiv.), 100 °C, 16 h; then removal of N <sub>2</sub> H <sub>4</sub> and addition of CuCl <sub>2</sub> (2.0 equiv.), H <sub>2</sub> O, 0 °C, 20 min	decomp.
3	KOH (10 equiv.), <i>i</i> -PrOH (0.1 M), 40 °C, 16 h; then neutralization (AcOH aq.) and addition of CuCl <sub>2</sub> (2.0 equiv.), 0 °C, 20 min	phenol
4	KOH (10 equiv.), <i>i</i> -PrOH (0.1 M), 40 °C, 16 h; then neutralization (AcOH aq.) and addition of Ni <sub>2</sub> O <sub>3</sub> (3.0 equiv.), 0 °C, 1 min	product <b>13a</b> (58% yield) <sup>a</sup>

<sup>a</sup>Reported yield is based on <sup>1</sup>H NMR integration relative to the internal standard (MeNO<sub>2</sub>).

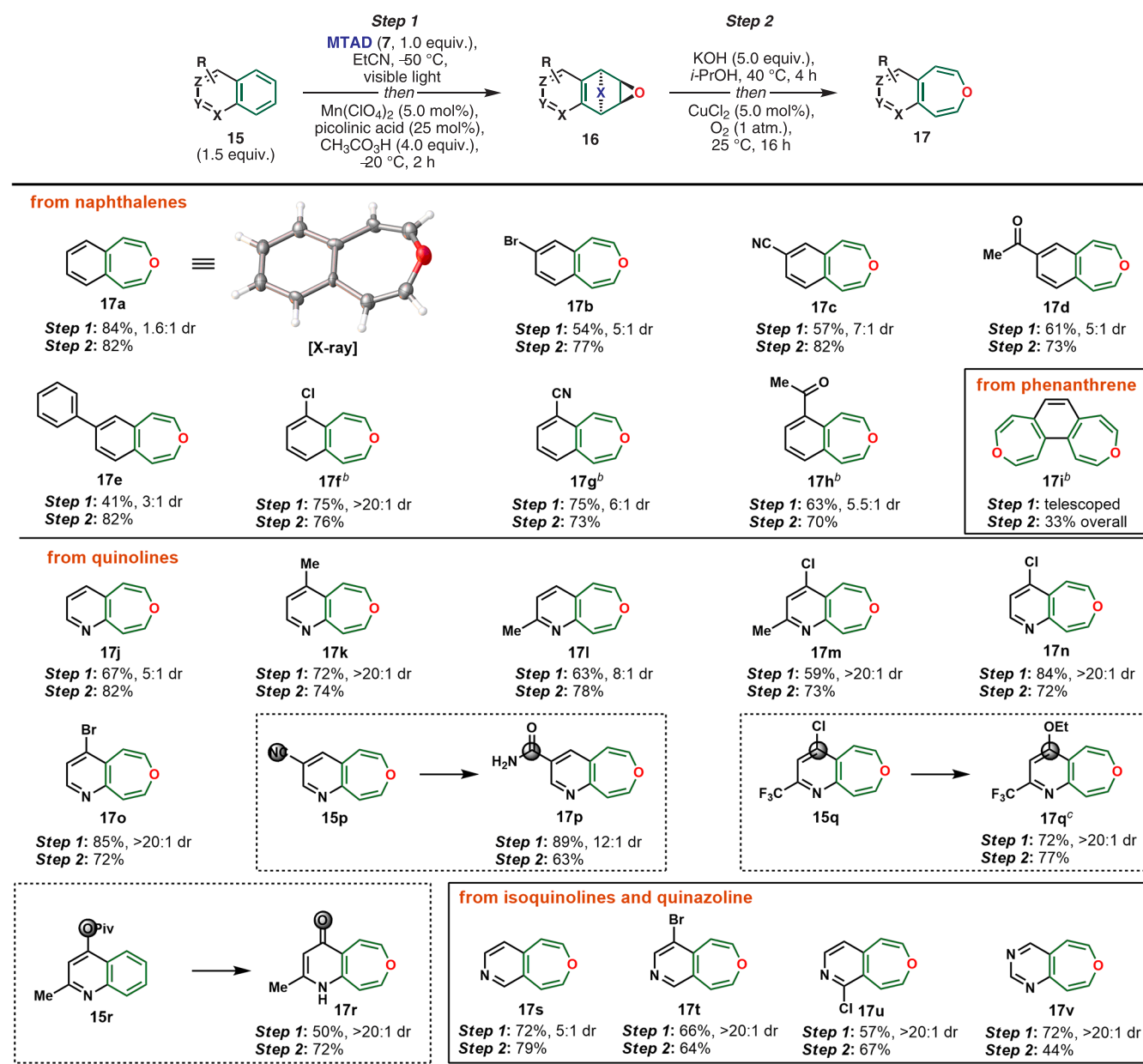
Table 3. Preparation of Monocyclic Arene Oxides (**13**)<sup>a</sup>

arene oxide	Step 1: 45%, 3:1 dr	Step 2: 58%
<b>13a</b>		
<b>13b</b> (t-Bu)	Step 1: 59% (3:1), 5:1 dr	Step 2: 82%
<b>13c</b> (Me, Me, Cl)	Step 1: 41%, 7:1 dr	Step 2: 79%
<b>13d</b> (F <sub>3</sub> C)	Step 1: 38%, >20:1 dr	Step 2: 74%
<b>13e</b> (MeO, MeO, Me)	Step 1: 26%, >20:1 dr	Step 2: 74%
<b>13f</b> (MeO, MeO, MeO)	Step 1: 45%, >20:1 dr	Step 2: 73%

<sup>a</sup>Standard reaction conditions. **Step 1**: MTAD (7, 1.0 mmol, 1.0 equiv), arene (**9**, 10 mmol, 10 equiv), EtCN (0.1 M), visible light, −78 °C, 12 h; then addition of Mn(ClO<sub>4</sub>)<sub>2</sub>/phenanthroline (25/50 mol %) in MeCN and CH<sub>3</sub>CO<sub>3</sub>H (3.0 mmol, 3.0 equiv), −78 °C, 2 h. **Step 2**: epoxide **8** (0.2 mmol, 1.0 equiv), KOH (2.0 mmol, 10 equiv), 40 °C, 2 h; then workup and exposure of crude to Ni<sub>2</sub>O<sub>3</sub> (0.6 mmol, 3.0 equiv), CDCl<sub>3</sub> (0.1 M), 0 °C, 1 min. Reported yields of **8** (step 1) are of isolated products and the ratio of diastereoisomers and constitutional isomer (bracket) were determined by <sup>1</sup>H NMR of the crude reaction mixtures. Reported yields of **13** (step 2) are based on <sup>1</sup>H NMR integration relative to the internal standard (MeNO<sub>2</sub>).

Furthermore, we also observed the decomposition of the product under reaction conditions due to the low pH of the commercial samples of peracetic acid, likely because of the presence of sulfuric acid. This hurdle was surmounted by using a freshly prepared solution of peracetic acid that was free of any inorganic acids (entries 6–10). By screening different catalyst loadings and using an optimal 1:2 ratio of [Mn]/[**12**] (entries 6–10), we found that the addition of a manganese(II) perchlorate/phenanthroline complex (25/50 mol %) with peracetic acid (3.0 equiv) as an oxidant provided epoxidized product **8a** in 45% yield, after chromatography and as a 3:1 mixture of diastereoisomers (entry 9).

With epoxidized cycloadduct **8a** in hand, we turned our attention toward cycloreversion (Table 2). In our previous studies<sup>21</sup> the urazole motif could be removed through a one-pot protocol involving hydrolysis to a cyclic hydrazine and oxidation to a cyclic diazine that readily extruded nitrogen to reveal the desired diene functionality. Unfortunately, the application of these established protocols to epoxidized cycloadduct **8a**, using KOH or neat hydrazine at 100 °C followed by CuCl<sub>2</sub> oxidation, resulted only in decomposition (entries 1 and 2). After several attempts, and with inspiration from the literature,<sup>22</sup> we discovered that partial urazole hydrolysis/decarboxylation (KOH in *i*-PrOH, 40 °C) provided a stable cyclic semicarbazide intermediate **14**, which could be further oxidized. Although CuCl<sub>2</sub> was not a suitable oxidant, providing only a phenol (entry 3), this result inspired the search for a milder oxidant, as the phenol was derived from the desired arene oxide via NIH shift. After screening a variety of

Table 4. Preparation of Oxepines (17)<sup>a</sup>

<sup>a</sup>Standard reaction conditions. **Step 1:** MTAD (7, 1.0 mmol, 1.0 equiv), arene (15, 1.5 mmol, 1.5 equiv), EtCN (0.1 M), visible light, -50 °C, 12 h; then Mn(ClO<sub>4</sub>)<sub>2</sub>/picolinic acid (5/25 mol %) in MeCN and CH<sub>3</sub>CO<sub>3</sub>H (4.0 mmol, 4.0 equiv), -20 °C, 2 h. Reported yields are of isolated products. **Step 2:** epoxide 16 (0.2 mmol, 1.0 equiv), KOH (1.0 mmol, 5.0 equiv), *i*-PrOH (1.0 M), 40 °C, 4 h; then workup and exposure to CuCl<sub>2</sub> (5.0 mol %) under O<sub>2</sub> atm. <sup>b</sup>Identical cycloaddition conditions to standard conditions; then Mn(ClO<sub>4</sub>)<sub>2</sub>/picolinic acid (20/100 mol %) in MeCN and CH<sub>3</sub>CO<sub>3</sub>H (6.0 mmol, 3.0 equiv), -78 °C, 2 h. <sup>c</sup>Ethanol was used instead of *i*-PrOH.

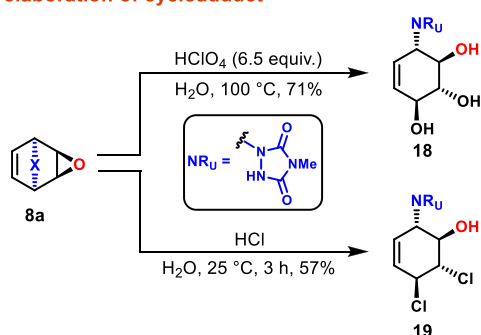
oxidants, we found that through the use of nickel(III) oxide, arene oxide 13a could be obtained, virtually free of phenol byproducts.

**Synthesis of Arene Oxides.** With both epoxidation and cycloreversion strategies developed for benzene (9a), we examined the general applicability of these conditions toward benzene derivatives (Table 3). First, the challenging epoxidation also proved viable for other monocyclic arenes, delivering products 8b–8f in 26–45% yields. Thus, benzene derivatives containing alkyl substituents such as *tert*-butyl (8b), a chlorinated alkyl side chain (8c), and a CF<sub>3</sub> (8d) all provided the desired products. Although electron-deficient benzene derivatives do not undergo cycloaddition with MTAD (7), the

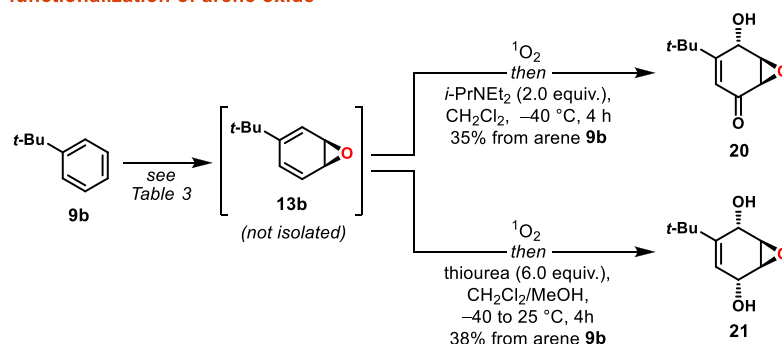
corresponding ketal of acetophenone (8e) and the orthoester of benzoic acid (8f) successfully underwent cycloaddition and epoxidation. Overall, high chemoselectivity was observed, as only *tert*-butylbenzene (9b) gave a minor constitutional isomer (3:1). Importantly, though epoxidation of these substrates resulted in diastereoisomeric mixtures ranging from 3:1 to >20:1, this proved inconsequential for the next step involving the preparation of arene oxides. Thus, all monocyclic epoxidized precursors 8a–8f were rapidly converted to arene oxides 13a–13f with yields ranging from 58% to 82% based on <sup>1</sup>H NMR (measured using an internal standard). Although it was not possible to isolate or purify these compounds, the



## elaboration of cycloadduct



## functionalization of arene oxide



## derivatization of oxepines

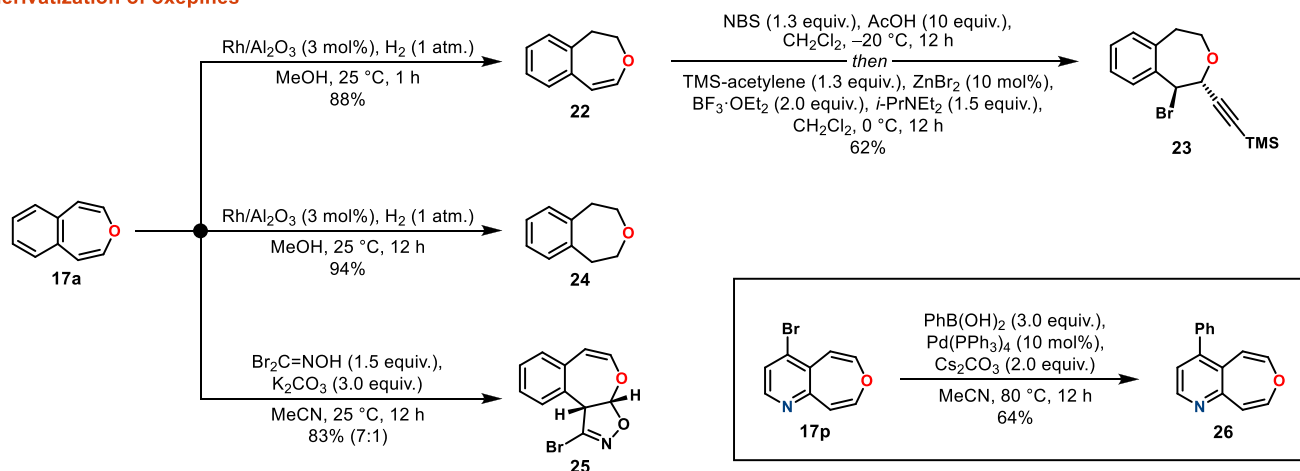


Figure 3. Diversification of products.

corresponding solutions could be immediately used for further chemistry (see below).

**Synthesis of Oxepines.** In addition to benzene derivatives, we questioned whether this process would be compatible with polycyclic arenes, such as naphthalenes (Table 4). Because of steric constraints and stabilization from the adjacent  $\pi$ -system, the initial naphthalene-2,3-oxide products should exclusively adopt the oxepine valence tautomer, which increases their stability significantly. Unfortunately, the developed epoxidation conditions (**9**  $\rightarrow$  **8**) did not translate well to naphthalene (**15a**), leading only to trace product **16a**. After screening a variety of conditions (see Supporting Information, Table S2), we found that through the use of manganese(II) perchlorate and picolinic acid (5/25 mol %) as the catalyst, the corresponding epoxidized MTAD-naphthalene adduct **16a** was obtained in 84% yield from naphthalene (**15a**). Because polycyclic arene-MTAD cycloadducts are generally more thermally stable than their monocyclic congeners, the cycloaddition reactions could be conducted at  $-50\text{ }^\circ\text{C}$  and epoxidations at  $-20\text{ }^\circ\text{C}$ . Only with 1-substituted naphthalene derivatives and phenanthrene (**15f**–**15i**) did we observe greater thermal instability of MTAD-adducts, leading to poor yields under these conditions. Thus, a slight modification was developed, utilizing higher loadings of catalysts ( $\text{Mn}(\text{ClO}_4)_2/\text{picolinic acid} = 20/100\text{ mol } \%$ ) at  $-78\text{ }^\circ\text{C}$ .

Cycloreversion proceeded in a similar manner as before, through the intermediacy of the semicarbazides. Gratifyingly, the pronounced stability of 3-benzoxepins permitted the use of aerobic oxidation conditions. For example, upon partial KOH-induced hydrolysis of the urazole moiety in **15a**, the

semicarbazide **16a** underwent Cu-catalyzed oxidation (5 mol %) under an oxygen atmosphere, delivering 3-benzoxepine **17a** in 82% yield. We were able to obtain a crystal structure of **17a** in which a severe out-of-plane distortion relative to naphthalene was observed (Table 4, also see Supporting Information). To explore the substrate scope, a set of 1- and 2-substituted naphthalene derivatives were subjected to this process to deliver 3-benzoxepine analogs, with tolerated functionality including halogens (**17b** and **17f**), nitriles (**17c** and **17g**), and ketones (**17d** and **17h**). Moreover, phenyl-substituted naphthalene **15e** gave the desired oxepine **17e** with exclusive site selectivity for dearomative oxidation at the less-substituted ring of naphthalene. Larger polycyclic arenes could be employed with this protocol, as demonstrated with phenanthrene, which underwent a double oxidation to bis-oxepine **17i**.

In addition to arenes, we probed this dearomative oxidation strategy with heteroarenes such as benzopyridines and their derivatives, as the resulting azabenzoxepines are a largely unknown and unexplored class of heterocycles. Though at first glance they appear to be simple, containing only two fused rings and two heteroatoms, no general syntheses of such compounds have been reported to date.

Subjecting a range of quinolines to the described two-step sequence furnished the corresponding oxepino[4,5-*b*]pyridines **17j**–**17r**, without any *N*-oxide formation, and with similar efficiency that was observed for hydrocarbon arenes. In addition to quinoline (**17j**), heteroarenes with different substituents and substitution patterns were tolerated, as exemplified with alkyl (**17k**–**17m**), halogen (**17m**–**17o**),

and trifluoromethyl (17q) substituted quinolines. Nevertheless, several functional groups did react under these conditions, during the basic KOH-hydrolysis/cycloreversion step, providing new functionalities. For example, the nitrile 15p hydrolyzed to yield amide 17p and 4-chloro-2-(trifluoromethyl)quinoline (15q) was sufficiently electron-deficient to undergo  $S_NAr$  with the solvent and base (EtOH/KOH) to yield compound 17q. Also, the pivalate group in substrate 15r underwent hydrolysis during the cycloreversion step, delivering 4-pyridone-fused oxepine 17r. Moreover, with use of isoquinolines as substrates, this method enabled access to the complementary oxepino[4,5-*c*]pyridines 17s–17u. Finally, benzo-fused heterocycles containing more than one nitrogen can be used, as exemplified with preparation of oxepino[4,5-*d*]pyrimidine (17v) from quinazoline. We were pleased to note that both epoxidation and cycloreversion could be performed on a gram scale, as demonstrated with compounds 16a, 16f, and 17a (see Supporting Information).

**Derivatization of Products.** The chemistry described herein can be extended greatly through the functionalization of the obtained reactive intermediates—arene oxides and oxepines—ultimately giving access to diverse and structurally elaborated small molecules (Figure 3). For example, benzene-derived bicyclic epoxide 8a underwent two complementary acid-mediated hydrolyses to provide aminocyclitol 18 or its dichloro derivative 19. Moreover, arene oxide 13b derived from *tert*-butylbenzene (9b, see Table 3) was directly converted to  $\gamma$ -hydroxyenone 20 or *syn*-1,4-diol 21 through the intermediacy of an endoperoxide.<sup>23</sup>

These examples demonstrate that the arenophile-based preparation of arene oxides can be applied for downstream chemistry, bypassing the highly unstable nature of these compounds. In addition, benzoxepines could serve as intermediates for further derivatization, as confirmed with substrates 17a and 17o. Thus, partial or full hydrogenation of benzoxepine 17a provided 22 and 24. The dihydrobenzoxepine 22 was further elaborated via bromohydrin chemistry to the functionalized ether 23. Also, benzoxepine 17a could serve as a viable cycloaddition partner, undergoing nitrile oxide mediated [3 + 2] dipolar cycloaddition<sup>24</sup> to give product 25 (7:1 ratio of constitutional isomers). Finally, further derivatization was also possible by conducting a Suzuki reaction on the brominated oxepinopyridine (17o  $\rightarrow$  26), highlighting the ability to utilize these unexplored heterocycles as practical building blocks for medicinal chemistry.

## CONCLUSION

We have developed a dearomative strategy for epoxidation of simple arenes. Our approach features an arenophile-based cycloaddition and epoxidation, followed by cycloreversion to reveal arene oxides and 3-benzoxepines. Several benzene derivatives were converted to the corresponding arene oxides with complementary chemoselectivity to known methods and without any noticeable decomposition to phenols. Moreover, this protocol converted polycyclic arenes and heteroarenes into the corresponding oxepines with a broad functional group tolerability. Importantly, the described chemistry enables formal epoxidation of naphthalenes at positions 2 and 3, a biomimetic epoxidation for which no chemical equivalent exists. Given the lack of chemical methods for molecular editing of this type, as well as practical gram-scale feasibility and further options for elaboration, we anticipate the

application of this dearomative strategy in the preparation of high-value intermediates.

## ASSOCIATED CONTENT

### Supporting Information

The Supporting Information is available free of charge at <https://pubs.acs.org/doi/10.1021/jacs.0c02724>.

Full experimental procedures and characterization data for all new compounds;  $^1H$  and  $^{13}C$  NMR spectra and crystallographic information for 8a, 16f, 16q, and 17a (PDF)

(Crystallographic data for 8a CIF)

(Crystallographic data for 16f CIF)

(Crystallographic data 16q CIF)

(Crystallographic data 17a CIF)

## AUTHOR INFORMATION

### Corresponding Author

David Sarlah — Roger Adams Laboratory, Department of Chemistry, University of Illinois, Urbana, Illinois 61801, United States; [orcid.org/0000-0002-8736-8953](https://orcid.org/0000-0002-8736-8953); Email: [sarlah@illinois.edu](mailto:sarlah@illinois.edu)

### Authors

Zohaib Siddiqi — Roger Adams Laboratory, Department of Chemistry, University of Illinois, Urbana, Illinois 61801, United States

William C. Wertjes — Roger Adams Laboratory, Department of Chemistry, University of Illinois, Urbana, Illinois 61801, United States

Complete contact information is available at:

<https://pubs.acs.org/doi/10.1021/jacs.0c02724>

### Notes

The authors declare no competing financial interest.

## ACKNOWLEDGMENTS

Financial support for this work was provided by the University of Illinois, the National Science Foundation (CAREER Award No. CHE-1654110), and the NIH/National Institute of General Medical Sciences (R01 GM122891). Amgen, Eli Lilly, and Bristol-Myers Squibb are also acknowledged for unrestricted research support. W.C.W. acknowledges support from Springborn Fund and NSF (GRFP). We also thank Dr. D. Olson and Dr. L. Zhu for NMR spectroscopic assistance, Dr. D. L. Gray, Dr. T. Woods, and Mr. A. Shved for X-ray crystallographic analysis assistance, and F. Sun for mass spectrometric assistance.

## REFERENCES

- (1) (a) Boll, M.; Fuchs, G.; Heider, J. Anaerobic Oxidation of Aromatic Compounds and Hydrocarbons. *Curr. Opin. Chem. Biol.* **2002**, *6*, 604–611. (b) Horvath, R. S. Microbial Co-Metabolism and the Degradation of Organic Compounds in Nature. *Bacteriol. Rev.* **1972**, *36*, 146–155.
- (2) For reviews on this topic, see: (a) Goodwin, B. L. In *Handbook of biotransformations of aromatic compounds*; CRC Press LLC: Boca Raton, FL, 2005; pp 109–124. (b) Fuchs, G. Anaerobic Metabolism of Aromatic Compounds. *Ann. N. Y. Acad. Sci.* **2008**, *1125*, 82–99.
- (3) (a) Gibson, D. T.; Cardini, G. E.; Maseles, F. C.; Kallio, R. E. Oxidative Degradation of Aromatic Hydrocarbons by Microorganisms. IV. Incorporation of Oxygen-18 into Benzene by *Pseudomonas Putida*. *Biochemistry* **1970**, *9*, 1631–1635. (b) Boyd, D. R.; Sheldrake,

G. N. The Dioxygenase-Catalysed Formation of Vicinal Cis-Diols. *Nat. Prod. Rep.* **1998**, *15*, 309–324.

(4) (a) Jerina, D.; Daly, J.; Witkop, B.; Zaltzman-Nirenberg, P.; Udenfriend, S. Role of the Arene Oxide-Oxepine System in the Metabolism of Aromatic Substrates: I. In Vitro Conversion of Benzene Oxide to a Premercapturic Acid and a Dihydrodiol. *Arch. Biochem. Biophys.* **1968**, *128*, 176–183. (b) Jerina, D. M.; Kaubisch, N.; Daly, J. W. Arene Oxides as Intermediates in the Metabolism of Aromatic Substrates: Alkyl and Oxygen Migrations during Isomerization of Alkylated Arene Oxides. *Proc. Natl. Acad. Sci. U. S. A.* **1971**, *68*, 2545–2548.

(5) Vogel, E.; Günther, H. Benzene Oxide-Oxepine Valence Tautomerism. *Angew. Chem., Int. Ed. Engl.* **1967**, *6*, 385–401. (b) Boyd, D. R.; Sharma, N. D. The Changing Face of Arene Oxide–Oxepine Chemistry. *Chem. Soc. Rev.* **1996**, *25*, 289–296.

(6) (a) Kasperek, G. J.; Bruice, T. C. Mechanism of the Aromatization of Arene Oxides. *J. Am. Chem. Soc.* **1972**, *94*, 198–202. (b) Bruice, T. C.; Bruice, P. Y. Solution Chemistry of Arene Oxides. *Acc. Chem. Res.* **1976**, *9*, 378–384.

(7) (a) Guroff, G.; Renson, J.; Udenfriend, S.; Daly, J. W.; Jerina, D. M.; Witkop, B. Hydroxylation-Induced Migration: The NIH Shift: Recent Experiments Reveal an Unexpected and General Result of Enzymatic Hydroxylation of Aromatic Compounds. *Science* **1967**, *157*, 1524–1530. (b) Jerina, D. M.; Daly, J. W. Arene Oxides: A New Aspect of Drug Metabolism. *Science* **1974**, *185*, 573–582.

(8) Maguire, J. H.; Kraus, B. L.; Butler, T. C.; Dudley, K. H. Determination of 5-(3,4-Dihydroxy-1,5-Cyclohexadien-1-Yl)-5-Phenylhydantoin (Dihydrodiol) and Quantitative Studies of Phenytoin Metabolism in Man. *Ther. Drug Monit.* **1979**, *1*, 359–370.

(9) (a) Suhadolnik, R. J.; Chenoweth, R. G. Biosynthesis of Gliotoxin. I. Incorporation of Phenylalanine-1- and -2-C<sup>14</sup>. *J. Am. Chem. Soc.* **1958**, *80*, 4391–4392. (b) For a recent review, see: Scharf, D. H.; Heinekamp, T.; Remme, N.; Hortschansky, P.; Brakhage, A. A.; Hertweck, C. Biosynthesis and Function of Gliotoxin in *Aspergillus fumigatus*. *Appl. Microbiol. Biotechnol.* **2012**, *93*, 467–472.

(10) Liu, J.; Steigel, A.; Reininger, E.; Bauer, R. Two New Prenylated 3-Benzoxepine Derivatives as Cyclooxygenase Inhibitors from *Perilla frutescens* Var. *Acuta*. *J. Nat. Prod.* **2000**, *63*, 403–405.

(11) Johnson, R. A. Microbial Arene Oxidations. *Org. React.* **2004**, *63*, 117–264.

(12) (a) Lewis, S. E. Applications of Biocatalytic Arene Ipso, Ortho Cis-Dihydroxylation in Synthesis. *Chem. Commun.* **2014**, *50*, 2821–2830. (b) Hudlicky, T. Benefits of Unconventional Methods in the Total Synthesis of Natural Products. *ACS Omega* **2018**, *3*, 17326–17340. (c) Lan, P.; Ye, S.; Banwell, M. G. The Application of Dioxygenase-Based Chemoenzymatic Processes to the Total Synthesis of Natural Products. *Chem. - Asian J.* **2019**, *14*, 4001–4012.

(13) (a) Vogel, E.; Schubart, R.; Böll, W. A. Synthesis of an Oxepine Derivative. *Angew. Chem., Int. Ed. Engl.* **1964**, *3*, 510–510. (b) Vogel, E.; Böll, W. A.; Günther, H. Oxepin-benzoxoyd-valenztautomerie. *Tetrahedron Lett.* **1965**, *6*, 609–615.

(14) Boyd, D. R.; Sharma, N. D.; Dalton, H.; Clarke, D. A. Chemoenzymatic Synthesis of Arene Oxides and Trans-Dihydrodiols from Cis-Dihydrodiols of Monosubstituted Benzenes. *Chem. Commun.* **1996**, 45–46.

(15) (a) Dimroth, K.; Pohl, G. 3-Benzoxepin. *Angew. Chem.* **1961**, *73*, 436. (b) Dimroth, K.; Pohl, G.; Follmann, H. Die Synthese von Derivaten Des 3-Oxepins Und Des Furans Durch Eine Zweifache Wittig-Reaktion. *Chem. Ber.* **1966**, *99*, 634–641.

(16) Ziegler, G. R.; Hammond, G. S. Photorearrangement of 1,4-Epoxy-1,4-Dihydronaphthalene to Benz[f]Oxepin. *J. Am. Chem. Soc.* **1968**, *90*, 513–514.

(17) For selected applications of benzene oxide in synthesis, see: (a) Foster, C. H.; Berchtold, G. A. Synthesis of Trans-Benzene Trioxide. *J. Am. Chem. Soc.* **1972**, *94*, 7939–7939. (b) Rastetter, W. H. Sym-Oxepin Oxide. *J. Am. Chem. Soc.* **1976**, *98*, 6350–6353. (c) Bertozzi, F.; Crotti, P.; Del Moro, F.; Feringa, B. L.; Macchia, F.; Pineschi, M. Unprecedented Catalytic Enantioselective Trapping of

Arene Oxides with Dialkylzinc Reagents. *Chem. Commun.* **2001**, 2606–2607. (d) Matias, D. M.; Johnson, J. S. Synthesis and Desymmetrization of Meso Tricyclic Systems Derived from Benzene Oxide. *J. Org. Chem.* **2018**, *83*, 4859–4866. (e) Da Silva Pinto, S.; Davies, S. G.; Fletcher, A. M.; Roberts, P. M.; Thomson, J. E. Synthesis of (–)-Conduramine A1, (–)-Conduramine A2 and (–)-Conduramine E2 in Six Steps from Cyclohexa-1,4-Diene. *Org. Lett.* **2019**, *21*, 7933–7937.

(18) Southgate, E. H.; Pospech, J.; Fu, J.; Holycross, D. R.; Sarlah, D. Dearomative Dihydroxylation with Arenophiles. *Nat. Chem.* **2016**, *8*, 922–928.

(19) Okumura, M.; Sarlah, D. Arenophile-Mediated Dearomative Functionalization Strategies. *Synlett* **2018**, *29*, 845–855.

(20) (a) Murphy, A.; Dubois, G.; Stack, T. D. P. Efficient Epoxidation of Electron-Deficient Olefins with a Cationic Manganese Complex. *J. Am. Chem. Soc.* **2003**, *125*, 5250–5251. (b) Murphy, A.; Pace, A.; Stack, T. D. P. Ligand and pH Influence on Manganese-Mediated Peracetic Acid Epoxidation of Terminal Olefins. *Org. Lett.* **2004**, *6*, 3119–3122. (c) Moretti, R. A.; Du Bois, J.; Stack, T. D. P. Manganese(II)/Picolinic Acid Catalyst System for Epoxidation of Olefins. *Org. Lett.* **2016**, *18*, 2528–2531.

(21) (a) Okumura, M.; Nakamata Huynh, S. M.; Pospech, J.; Sarlah, D. Arenophile-Mediated Dearomative Reduction. *Angew. Chem., Int. Ed.* **2016**, *55*, 15910–15914. (b) Reference 15.

(22) (a) Heyman, M.; Bandurco, V. T.; Snyder, J. P. Azoalkane Synthesis by Direct Oxidation of Semicarbazides with Copper Halide. *J. Chem. Soc. D* **1971**, 297–298. (b) Jösel, R.; Schröder, G. N-Phenyltriazolindionaddukte des Bicyclo[4.2.2]decatetraens und Tricyclo[3.3.2.0<sup>2,8</sup>]decatriens (Bullvalen). *Liebigs Annalen der Chemie* **1980**, *1980*, 1428–1437. (c) Jain, R.; Sponsler, M. B.; Combs, F. D.; Dougherty, D. A. Cyclobutanediyls: A New Class of Localized Biradicals. Synthesis and EPR Spectroscopy. *J. Am. Chem. Soc.* **1988**, *110*, 1356–1366.

(23) (a) Kornblum, N.; DeLaMare, H. E. The Base Catalyzed Decomposition of a Di-alkyl Peroxide. *J. Am. Chem. Soc.* **1951**, *73*, 880–881. (b) Highly regioselective openings of unsymmetrical endoperoxides have been observed before. For examples, see: Gesinski, M. R.; Brenzovich, W. E.; Staben, S. T.; Srinilta, D. J.; Toste, F. D. A Divergent/Convergent Approach to Dolabriferol: The Kornblum–DeLaMare Enantiomeric Resolution. *Tetrahedron Lett.* **2015**, *56*, 3643–3646. (c) Palframan, M. J.; Kociok-Köhn, G.; Lewis, S. E. Photooxygenation of a Microbial Arene Oxidation Product and Regioselective Kornblum–DeLaMare Rearrangement: Total Synthesis of Zeylenols and Zeylenones. *Chem. - Eur. J.* **2012**, *18*, 4766–4774.

(24) Vyas, D. M.; Chiang, Y.; Doyle, T. W. A Short, Efficient Total Synthesis of (±) Acivicin and (±) Bromo-Acivicin. *Tetrahedron Lett.* **1984**, *25*, 487–490.