

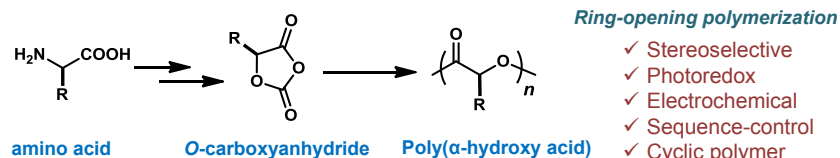
Controlled Ring-Opening Polymerization of *O*-Carboxyanhydrides to Synthesize Functionalized Poly (α -hydroxy acids)

Xiaoqian Wang ^{a,1}
 Ai Lin Chin ^{a,1}
 Rong Tong ^{*a}

^a Department of Chemical Engineering, Virginia Polytechnic Institute and State University, 635 Prices Fork Road, Blacksburg, Virginia, 24061, United States

¹ These authors contributed equally.

* Email: rtong@vt.edu



Received:
 Accepted:
 Published online:
 DOI:

Abstract Poly (α -hydroxy acids), as a family of biodegradable polyesters, are valuable materials due to their broad applications in packaging, agriculture, and biomedical engineering. Herein we highlight and explore recent advances of catalysts in controlled ring-opening polymerization of *O*-carboxyanhydrides towards functionalized poly (α -hydroxy acids), especially metal catalyst-mediated controlled polymerization. Limitations of current polymerization strategies of *O*-carboxyanhydrides are discussed.

- 1 Introduction
- 2 Organocatalysts for *O*-carboxyanhydride polymerization
- 3 Metal catalysts for *O*-carboxyanhydride polymerization
- 4 Stereoselective and stereosequence-controlled polymerization of *O*-carboxyanhydrides
- 5 Conclusions

Key words polyester, *O*-carboxyanhydride, ring-opening polymerization, poly(α -hydroxy acid), stereoselective polymerization, electrochemical polymerization

Introduction

Plastic straw lodged in a turtle's throat? Fish trapped in six-pack rings, devoid of freedom and gradually suffocating? Or seagulls found dead on beaches with plastic remnants in their guts? These horrifying images are increasingly prevalent in the media as a consequence of the ever-growing demand for plastic products.¹⁻³ Even though the idea of replacing petrochemical-based polymers with renewable and degradable alternatives was pitched in late 20th century,⁴ efforts are still undergoing to improve on current methodologies, to search for sustainable options, and to ultimately generate variants with simpler strategy, increased yield, and reduced waste.⁵⁻⁷

Among many degradable or recyclable polymers, poly (α -hydroxy acids) (PAHAs) have been long regarded as a type of industry applicable, degradable, and biocompatible polymer to replace petrochemical-based polyolefins.⁸⁻¹⁰ They have been widely used in biomedical engineering and food packaging.

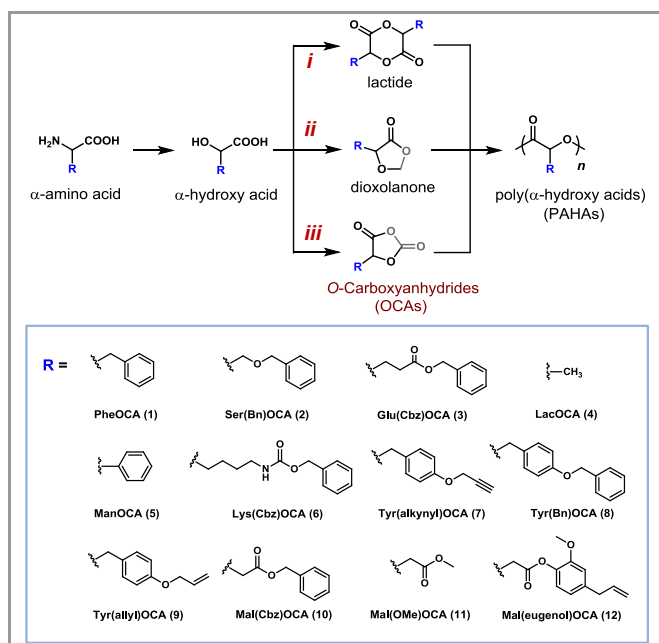
PAHAs can be synthesized through either polycondensation of hydroxy acid (e.g., lactic acid),¹¹ or the ring-opening polymerization (ROP) of lactide (LA) or lactones.¹² However, common aliphatic PAHAs, including poly(lactide) (PLA), poly(glycolide), and poly(lactide-co-glycolide) (PLGA), have finite choices of side-chain functionalities, thereby preventing efficient fine-tuning of material properties.^{8, 13, 14} Early work by the Baker group shows that PAHAs synthesized from functionalized cyclic diesters (or LAs) present a wide range of glass transition temperatures (T_g s) from -46 °C to 100 °C.¹⁵⁻¹⁷ However, the multi-step synthesis of functionalized LAs is challenging; monomers are afforded in low yields while the polymerization reactivity significantly drops upon the introduction of pendant groups (Scheme 1, route i).^{15, 18, 19} These disadvantages limit the use of functionalized LAs as a viable route to prepare PAHAs.^{19, 20}

Alternative strategies have been developed to access monomers that can be easily synthesized and polymerized. Noticeably, a five-membered heterocycle 1,3-dioxolan-4-one that bears both ester and acetal groups have been recently developed by Miller²¹ and Shaver groups (Scheme 1, route ii).^{22, 23} Either through copolymerization with LAs for acetal retention²¹ or ROPs via the deliberation of formaldehyde, this monomer provides an inexpensive strategy to prepare PAHAs. However, the ROP strategy for 1,3-dioxolan-4-one requires further development as the obtained polymers had relatively low molecular weights (MWs, < 20 kDa) due to side reactions; and the ROP procedures demand constant removing of formaldehyde from the reaction solution.^{22, 23}

Another promising five-membered cyclic monomer, *O*-carboxyanhydrides (OCAs), has gained significant attention over the last decade (Scheme 1, route iii).^{8, 24} Pioneered by the Bourissou group,²⁵ OCAs can bear various functional groups (Scheme 1),^{26, 27} a promising trait that offers the manipulation of physicochemical, thermal, and mechanical characteristics to the

end product. Additionally, the ROP of OCAs offers a facile route to PAHAs with various pendant groups under mild conditions, a stark contrast to methods of polycondensation that entail high temperature and aggressive reaction conditions.^{28, 29} The liberation of CO₂ that relieves the ring strain enables OCA to become more reactive compared to LA.²⁵ Notably, the initial synthesis of OCAs involves using toxic phosgene or diphosgene.^{24, 30} A safe alternative, bis(trichloromethyl)carbonate,³¹ has been recently developed for OCA synthesis.^{32, 33} Often, activated charcoal, and acid scavengers are incorporated to decompose excess phosgene and remove hydrochloric acid that is produced as a byproduct.^{34, 35}

The easy access to OCA monomers promotes the development of numerous polymerization strategies to prepare functionalized PAHAs. In this review, we discuss the recent development of organocatalysts (Section 2) and metal catalysts (Section 3) for controlled ROP of OCAs. Important advances in stereoselective ROP methods that provide stereoregular and sequence-controlled PAHAs are highlighted (Section 4). Some challenges in catalyst development and the preparation of functionalized materials will be featured.



Scheme 1 Overview of the synthesis of poly(α -hydroxy acids) (PAHAs) from α -amino acids and α -hydroxy acids via different monomer routes. Various *O*-carboxyanhydrides (OCAs) bearing pendant functional groups have been reported for the synthesis of functionalized PAHAs.

Organocatalysts for *O*-carboxyanhydride Polymerization

In 1983, the polymerization of L-4 was first attempted by the Kricheldorf group with less than satisfactory results.³⁴ Decades later, the Bourrisou group pioneered efforts towards the ROP of L-4 and its functionalized derivatives using 4-dimethylaminopyridine (DMAP) in the presence of protic initiators (Scheme 2a).²⁵ The polymerization of L-4 only took 5 minutes to complete in the presence of DMAP and *neo*-pentanol at room temperature, while the same catalysts with L-LA required at least 4 days under heating. This DMAP/alcohol

initiator pairing in catalyzing the ROP of L-4 was also able to tolerate primary and secondary alcohols, showing that steric hindrance and electronic substituents of the alcohol did not markedly affect the initiation of the polymerization.²⁵

Inspired by the observed increased reactivity of L-4, endeavors were undertaken to synthesize and polymerize functionalized OCAs using a similar pyridine-based/alcohol catalytic system. For example, L-3 synthesized from γ -benzyl-L-glutamic acid was polymerized up to 18 kDa,³⁰ while L-6 originating from carbobenzyloxy protected L-lysine achieved a MW of 45 kDa with a MW distribution (*D*) of 1.06.³⁶ Cheng and coworkers dominated the advancement of therapeutics delivery-driven polymerizations of functionalized OCAs as seen in work presenting ROPs of serine-derived **2**, tyrosine-derived **7**, and disulfide-containing camptothecin-poly(**7**) conjugate, all of which achieved impressively low *D*s with potential biological and pharmaceutical applications.^{13, 37, 38}

In contrast to the noticeable drop in the reactivity of lactide when pendant functionalities are introduced,^{18, 19, 39, 40} OCA demonstrates relatively stable reactivity in the presence of aliphatic and aryl functional groups. Therefore, it is not surprising that copolymers of OCAs can be easily synthesized. Block and random copolymers of L-3 and L-4 are synthesized with regulated MWs catalyzed by DMAP.^{30, 41}

However, in 2011, the occurrence of epimerization in the ROP of L-10 was uncovered by Pounder et. al. as evidenced by the NMR studies.⁴² The observed epimerized polymerization is proposed as a result of deprotonation of the acidic methine proton in **10**. Similar epimerization also occurred to the ROP of L-2, and L-5, all containing acidic α -protons.⁴³ Lowering the basicity of the organocatalyst is efficient in suppressing the epimerization reaction without negatively affecting the reactivity of the catalyst (Scheme 2b). A fine balance was struck with 4-methoxypyridine as it demonstrated well-controlled polymerization with only a minor degree of racemization of L-10 (Scheme 2a).⁴² Copolymerization with L-4 was also achieved using the substituted L-12 with bulky eugenol side-chain in the presence of 4-methoxypyridine.⁴⁴ However, when pyridine-based catalysts were examined for the ROP of L-5, trends in catalytic activities do not correlate with the basicity of the pyridines. Interestingly, the adduct of mandelic acid and pyridine (Py-MA, Scheme 2a), which can be recrystallized, allows for the preparation of isotactic poly(L-5) with MWs up to 48 kDa.⁴⁵ Density function theory calculation suggests that the basic activation of OH moiety in MA is energetically favored via hydrogen-bonding for the ring-opening of L-5, compared to pathways involving direct nucleophilic attack by the pyridine moiety.⁴⁵

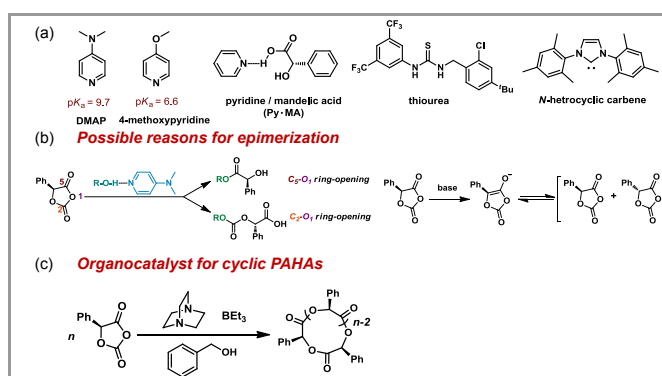
The involvement of hydrogen-bond and base activation inspired the use of bifunctional thiourea-pyridine catalyst for stereoregular polymerization of OCAs. Tao, Wang and co-workers screened out an active thiourea-pyridine catalyst that leads to controlled ROP of L-5 with minimal epimerization ($P_m > 0.90$; P_m , the maximum probability of meso dyad formation; Scheme 2a). Such bifunctional catalyst features a synergistic effect between the donating ability of the thiourea moiety and the weaker basic characteristic of the substituted pyridine ring, which help control stereoregular ROPs of other OCAs — L-1, L-2, L-4, L-6, and L-10 — with P_m values over 0.99.³³ However, the

resulted polymers have \bar{D}_n s over 1.2 and the obtained MWs are often below 20 kDa.

Other than pyridine-based catalysts, ROP of OCA can also be performed with *N*-heterocyclic carbenes (NHCs, Scheme 2a) and enzymes. Finding success in the ROP of lactones, NHCs, including imidazolium carbenes and triazolium carbenes, were effectively applied to the living ROP of L-4 with feeding ratios up to 200/1.⁴⁶ A panel of substituted NHC catalysts was investigated and less-sterically hindered NHCs were observed to have higher catalytic activity but less thermal stability, weaker control of polymerization, and more likely to dimerize. Star-shaped diblock copolymer of L-4 and L-5 were also synthesized using NHC. However, high-MW polymers cannot be achieved when using NHCs.

Additionally, lipase-loaded beads and Novozym 435 were reported by the Bourissou group to realize the ROP of 4, with moderate MWs and low \bar{D}_n s at 80 °C.⁴⁷ Even though the availability of biocatalyst is still lacking when compared to synthetic organocatalyst, the non-toxic nature of these biocatalysts elevates their values in the production of medical commodities.

Besides the efforts of preparing linear PAHAs, recently, the synthesis of cyclic PAHAs has been explored via the use of organocatalysts. The polymer with cyclic topology shows unique properties—such as intrinsic viscosity, degradation, crystallinity, T_m (melting temperature), and T_g —that are significantly different from its linear counterparts.^{48, 49} Organocatalysts such as NHCs or strong bases, including 1,8-diazabicyclo[5.4.0]undec-7-ene, have shown to mediate the zwitterionic ROP to synthesize cyclic PLA in the absence of alcohol as the protic source.⁴⁹ Similarly, cyclic polymerization of OCAs can be achieved by the use of triethylboron, 1,4-diazabicyclo-[2.2.2]octane (DABCO), and benzyl alcohol (BnOH), reported by the Yang group (Scheme 2c).⁵⁰ The proposed zwitterionic mechanism of such cyclic ROP suggests that DABCO forms an active zwitterionic species with BnOH and triethylboron, which is followed by ring-opening of OCA, and the polymerization is terminated by nucleophilic attack of the terminal alkoxide on carbonyl to yield cyclic polymers. Notably, the cyclic poly(L-1) exhibits slight epimerization with a P_m value of 0.83 and \bar{D}_n s < 1.2, and improved thermal stability compared to its linear analog.



Scheme 2 The use of organocatalysts for the ring-opening polymerization (ROP) of OCAs. (a) Representative organocatalysts have been used for the ROP of OCAs. (b) The proposed mechanisms of epimerization during the ROP using organocatalysts. (c) The synthesis of cyclic PAHAs via the use of triethylboron, 1,4-diazabicyclo-[2.2.2]octane, and benzyl alcohol.

Metal Catalysts for *O*-carboxyanhydride Polymerization

As the progress in developing an organocatalytic system for effective ROP of OCAs was slowly approaching a bottleneck, a pivotal move was made in the early 2010s to deviate towards the incorporation of organometallic catalysts in the polymerization process for elevated catalytic reactivity and improved control. Metal catalysts for the ROP of heterocycle monomers have shown remarkable control on the polymerization MWs, kinetics, and stereoselectivity.^{14, 20, 51, 52} Several organometallic catalysts that promote ROP of lactones or copolymerization of epoxides and CO₂ were tested for ROP of OCAs in early studies, including Sn^{II}, Co^{III}, Nd^{III}, Cr^{III}, Al^{III}, Y and La complexes.^{53–56} However, the ROP of OCAs using these metal complexes cannot be achieved in a controlled manner, in which the MW of the obtained polymer is predictably linear to the monomer to catalyst feeding ratios (FRs) with a narrow \bar{D}_n .

The first success was demonstrated by Cheng and Tong's work of using Zn complexes with β -diiminate ligands ((BDI)Zn complexes) to achieve well-controlled ROP of various OCAs (L-1, L-2, L-4, L-5, L-7; Scheme 3a).^{57, 58} No epimerization for poly(L-2) and poly(L-5) was observed in the homonuclear decoupled ¹H NMR spectra, in contrast to similar ROP performed using organocatalysts such as DMAP. Notably, monomeric Zn-2 complex, rather than the dimeric (BDI)ZnOⁱPr complex, could efficiently initiate and promote chain propagation. Zn-2 could also achieve one-pot block copolymerization of LAs and OCAs, regardless of the addition sequence (Scheme 3a). Additionally, macro-initiators such as mPEG_{5k} (methoxy poly(ethylene glycol) with a MW of 5k) could also initiate the ROP of 7, mediated by (BDI)Zn complex, to give amphiphilic block copolymer that was then followed by Cu^I catalyzed click chemistry to afford redox-responsive core cross-linked micelles for drug delivery application.⁵⁹

As many metal complexes for ROPs of lactones are Lewis acids (e.g., Zn, Mg, and Al complexes), one emerging strategy is to pair these Lewis acids with Lewis bases to form Lewis pairs that initiate ROP via zwitterionic mode.^{60–66} Such method has been applied to the ROP of lactones, and LA to prepare cyclic polyesters.^{67–69} Recently, Yang group⁷⁰ demonstrated that a Lewis pair catalytic system, a primary amine (1-hexyl-NH₂) as Lewis base and Zn(C₆F₅)₂ as Lewis acid, (Scheme 3b) could mediate the controlled ROP of OCAs. Note that such Lewis pair has been applied for ROPs of LA and ϵ -caprolactone.⁶⁸ The proposed mechanism involves a Lewis pair-catalyzed initiation and coordination-insertion chain growth process via a quick transformation of Zn(C₆F₅)₂ to Zn-alkoxide. However, the application of this Lewis pair catalytic system is limited to the polymerization of L-1 with FRs < 200 at 50 °C. In continuance to previous findings, Yang and coworkers identified another simple Lewis pair consisting of 1,8-diazabicycloundec-7-ene (DBU) and Zn(OAc)₂ to promote the ROP of L-1 at room temperature (Scheme 3b).⁷¹ Notably, during the screening of Lewis pairs, Lewis acids such as Mg, Al, Sn^{IV}, and Fe^{III} salts were found to be inefficient in such Lewis-pair-mediated ROP of OCAs. However, this catalytic system requires alcohol as an initiator and could not yield polymers with MWs over 20 kDa;

along with the detection of epimerization ($P_m = 0.88$ for poly(L-1)).

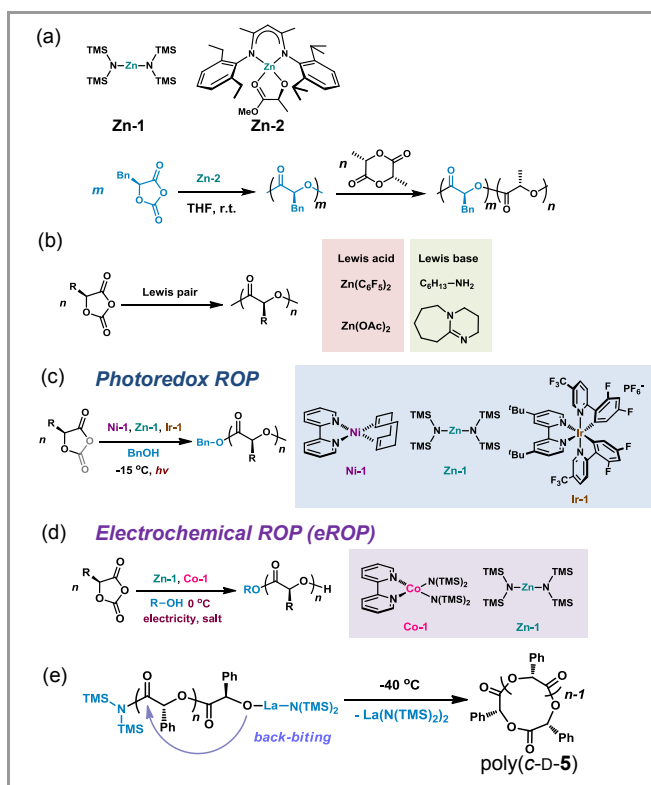
Though various Zn complexes have been developed for the ROP of OCAs, the polymerization using metal complexes often result in products with low MWs (less than 30 kDa).^{58, 72} The inefficient chain propagation in metal-catalyzed ROP of OCAs have been identified as the main problem in preventing the synthesis of high-MW PAHAs.⁷² Indeed, mechanistic studies using (BDI)Zn to copolymerize epoxide and CO₂ indicate the equilibrium between Zn-alkoxide and Zn-carbonate.^{73, 74} Notably, the development of viable synthetic methods to prepare high-MW PAHAs is critical since the mechanical properties, thermal properties, and crystallization behavior of polymer is believed to be directly correlated to its MW, as supported by research in PLA.^{75, 76}

Aware of substantial studies on metal catalyst-mediated *N*-carboxyanhydrides polymerization,^{77, 78} and the emerging use of photoredox catalysts with metal catalysts for decarboxylation,^{79, 80} in 2017, our group developed **Ni-1**/**Zn-1**/**Ir-1** photoredox catalytic system to mediate controlled photoredox ROP of **L-1**,⁷² allowing for the production of PAHAs with MWs up to 140 kDa and narrow *D*s (< 1.1; Scheme 3c). This catalytic system could be successfully applied to other OCAs (**2**, **3**, and **4**) as well. Notably, all components of this catalytic system were necessary for the controlled polymerization results: Ni/Ir photocatalysts are responsible for decarboxylation to synthesize high-MW polymers; while Zn-alkoxide at the chain-end is crucial for chain propagation. Interestingly, the oxidative addition of the Ni⁰ complex to the OCA occurs at the O₁-C₅ position regioselectively,⁷² which is followed by photoexcited-**Ir-1**-mediated decarboxylation, and transmetalation with Zn-alkoxide for efficient chain propagation. It should be pointed out that a low-temperature reaction condition is necessary to avoid Ni-mediated decarbonylation side reaction that stops the chain propagation.

Motivated by the Ni/Zn/Ir photoredox catalytic system, our group proceeded to investigate a new electrochemical Co/Zn catalytic system.⁸¹ We note that the current large-scale production of PLA relies on constant high temperature; whereas the light is a less energy-efficient stimulus because photonic flux decreases exponentially with the depth of the reaction medium, as dictated by the Beer-Lambert law. On the other hand, electrochemical reactions are among the most energy-efficient chemical reactions that enable the addition or removal of electrons to drive chemical reactions. The success of Ni/Zn/Ir systems suggests that the decarboxylation step can be accelerated via the photoexcited electron-transfer, which encourages us to look for catalysts that can replace Ni/Ir photocatalysts for electrochemical reactions. We first found that the **Co-1** complex can replace **Ni-1**/**Ir-1** photocatalysts to achieve ROP of OCA at 0 °C to facilitate highly controlled ROP of OCAs. We then screened various electrochemical polymerization conditions (eROP) to identify the optimal galvanostatic conditions (constant current at 4 mA) that enable the synthesis of isotactic high-MW PAHAs with (> 140 kDa) and narrow MW distribution within 2-3 hours (*D* < 1.1; Scheme 3d). During the eROP process, the **Co-1**/OCA intermediate forms by means of anodic oxidation, before undergoing cathodic reduction for decarboxylation, followed by transmetalation with the Zn

catalyst to produce Zn-alkoxide terminus for productive chain propagation. Notably, no epimerization occurs even for poly(L-5). The copolymerization can also be achieved by sequential addition of OCA monomers. These promising results suggest that our eROP method could potentially have applications owing to energy efficiency and scalability using recyclable electrodes.

Another intriguing use of metal catalyst is to synthesize cyclic polymers. The Chen group reported that La(N(TMS)₂)₃ can mediate the ROP of γ -butyrolactone to produce cyclic polyesters.⁴⁸ Recently, Xu and coworkers found that the use of La(N(TMS)₂)₃ at -40 °C also allows for the synthesis of cyclic poly(**D-5**) with a P_m value up to 0.93 and a MW ~ 29 kDa (Scheme 3e).⁸² Notably, both cyclic and linear poly(**D-5**) can be found when using La(N(TMS)₂)₃ at 25 °C; and the mechanistic studies suggest that the intramolecular chain-termination predominates at low temperature to yield a cyclic polymer. Xu and coworkers also found that the topologies of polymers significantly impact the thermal properties: stereocomplex from cyclic poly(**5**) exhibits two endothermic peaks (T_m s) at 131 and 172 °C; while linear stereocomplex of linear poly(**5**) only have one T_m at 163 °C. It remains unknown whether such method can be extended to other OCA monomers.



Scheme 3 The use of metal catalysts for the ROP of OCAs. (a) Zn complexes that can mediate the ROP of lactones have been used for the ROP of OCAs, and the block copolymerization of OCAs and LAs via sequential additions of monomers. (b) The Lewis pair, a metal complex as Lewis acid and a Lewis base, has been used for the ROP of OCAs. (c) Scheme of controlled photoredox ROP of OCAs mediated by Ni/Zn/Ir complexes. (d) Scheme of controlled electrochemical ROP (eROP) of OCAs mediated by Co/Zn complexes. (e) Scheme of the synthesis of cyclic poly(**5**) via the use of a La complex.

Stereoselective and Stereosequence-Controlled Polymerization of *O*-carboxyanhydrides

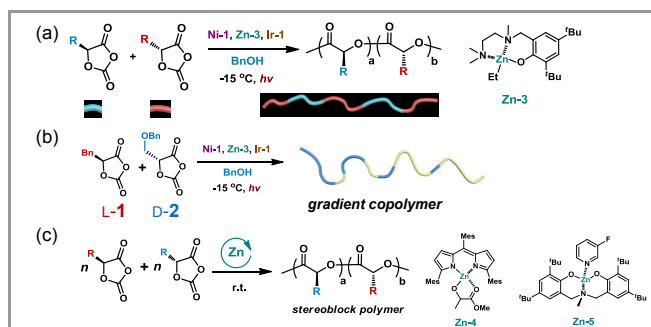
It is well known that the physical and chemical properties of polyesters are closely related to their tacticity, such as isotactic and syndiotactic microstructures.^{83,84} For example, syndiotactic polystyrene is a highly crystalline material with a T_m of 270 °C, whereas atactic polystyrene is viscous.⁸⁵ Additionally, compared to homopolymers, sequence-controlled copolymers would provide an increased possibility for achieving polyesters diversity with more favorable properties.⁸⁶⁻⁸⁹ For instance, the copolymer of allyl and benzyl β -malolactonates catalyzed by Y complex showed higher T_m as the alternating level increases.⁹⁰ Therefore, the search for a new catalytic system for enriched control of the microstructure of copolymers is crucial. Despite efforts devoted to the synthesis of stereoregular polyesters by stereoselective ring-opening polymerization of racemic lactide and lactones,⁹¹⁻¹⁰⁰ relatively few well-defined metal catalysts are available for stereoselective polymerization of racemic OCA monomers.

The reactivity of Zn complexes for the ROP of OCAs⁵⁸ encouraged researchers to exploit the stereoselective ROP to prepare functionalized PAHAs with various microstructures (e.g., stereoblock, syndiotactic, and stereocomplex microstructures). In 2018, our group reported the synthesis of stereoblock polyesters¹⁰¹ with a high P_m value of 0.97 by expanding our previously presented Ni/Zn/Ir photoredox catalytic system.⁷² A less bulky tridentate Schiff base ligand was screened to form **Zn-3** complex (Scheme 4a) that mediates stereocontrolled polymerization of racemic OCAs. It is also important to highlight that this catalytic system could afford highly stereoblock (*sb*) poly(*sb-1*) with high MWs (~78 kDa). The mechanistic study suggests a chain-end-control mechanism; a stereoerror occurs during the chain propagation and the other enantiomer is incorporated and enchain. Notably, the stereoblock poly(*sb-1*) showed a T_m of 172 °C, whereas the T_m of the atactic poly(*rac-1*) (*rac*, racemic) was not observed, indicating the influence that polymer microstructures have on the thermal properties.

Our group also successfully synthesized a series of gradient polymers by using one-pot **Zn-3**/**Ni-1**/**Ir-1** catalytic system (Scheme 4b).¹⁰¹ Both NMR spectra and kinetic studies of the performed one-pot copolymerization of **L-1** and **D-2** proved that this catalytic system afforded highly isotactic poly(**L-1-grad-D-2**) due to their different polymerization rate. On the contrary, although the polymerization rates of **L-1** and **L-2** were significantly different, this catalytic system affords random copolymer poly(**L-1-co-L-2**). These gradient copolymers provided MWs of 23-43 kDa and narrow \bar{D} s of 1.01-1.04. Based on the kinetics plots, the order of polymerization rates of OCA monomers is deduced to be $k(\mathbf{1}) > k(\mathbf{4}) \approx k(\mathbf{3}) > k(\mathbf{2})$. Therefore, the prerequisites for gradient copolymerization of two different monomers using such catalytic system are to have monomers with opposite chirality, and significantly different polymerization rates.

Similar isoselectivity of Zn complexes were recently reported by the Wu group: a Zn complex (**Zn-4**) with a dipyrin ligand could mediate isoselective ROP of *rac-1*, *rac-4* and *rac-8* via a chain-end-control mechanism, with P_m values of 0.95-0.97 at -70 °C (Scheme 4c); whereas the P_m value mediated by (BDI)Zn complex was only about 0.72 for *rac-4*.¹⁰² However, it is noted that significant epimerization was observed during the ROP

process for **L-5**, which was not observed when using (BDI)Zn complexes⁵⁸ or even **Zn-1** without ligands.⁸²



Scheme 4 Isoselective ROP of OCAs mediated by Zn complexes. (a) Scheme of photoredox isoselective ROP of OCAs to synthesize stereoblock copolymers, mediated by Zn/Ni/Ir catalysts. (b) The same catalytic system allows for the one-pot synthesis of gradient copolymers. (c) Other Zn complexes also mediate isoselective ROP of OCAs to generate stereoblock copolymers.

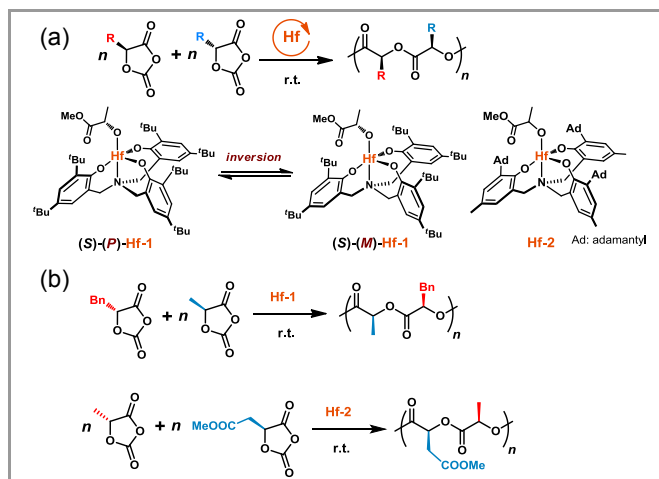
Wu and coworkers also reported that an aminobisphenolate Zn complex (**Zn-5**), paired with 3-fluoropyridine, a weak Lewis base, along with *rac*-(methyl mandelate) as initiator, could mediate isoselective ROP of *rac-5* with a high P_m of 0.92 at -50 °C (Scheme 4c).¹⁰³ Severe epimerization occurred in the absence of 3-fluoropyridine, and polymerization almost ceased to happen without Zn complex, suggesting the necessity of Lewis pair to eliminate epimerization. Notably, poly(*sb-5*) ($P_m = 0.92$) showed a higher T_g value of 93 °C when compared to the atactic poly(*rac-5*) ($P_m = 0.60$, $T_g = 83$ °C).

A breakthrough for syndioselective ROP of OCAs occurred when Wu group reported Zr or Hf-alkoxides with aminotris(phenolate) ligands to efficiently control syndioselective ROP of *rac-4* in 2017 (Scheme 5a).³² The Hf-alkoxide complex (**Hf-1**) affords syndiotactic polyesters at room temperature with high P_r value of 0.80-0.95 (P_r , the maximum probability of racemic dyad formation). The decrease of polymerization temperature from 25 °C to -60 °C, however, results in reduced P_r values from 0.83 to 0.72. The chain-end diastereoisomers could likely be converted to each other at room temperature, whereas the decreased temperature slows such conversion rate, which agrees well with the proposed mechanism of ROP of LA (Scheme 5a).^{104, 105} However, such syndioselective catalytic system is still unable to synthesize stereoselective polymers with high MWs (only ~10 kDa).

As a result of the high syndioselectivity of **Hf-1** for *rac-1* ($P_r = 0.93$), *rac-4* ($P_r = 0.84$), and *rac-8* ($P_r = 0.95$), the Wu group also attempted the control of copolymer microstructure using OCAs monomers with different configuration (Scheme 5b).³² The resulting poly(**D-1-alt-L-8**) showed a high alternation value of 0.95. This particular catalytic system afforded alternated poly(**L-1-alt-D-4**) as well. Furthermore, the configuration of initiators (L- or D-methyl lactate) in **Hf-1** had no effects on the alternating probability.

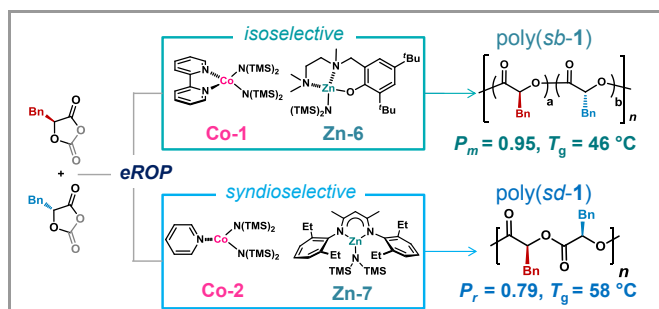
Wu and coworkers further reported another Hf alkoxide complex with bulky adamantyl groups (**Hf-2**, Scheme 5a) that exhibited excellent syndioselectivity for *rac-4* with a P_r of 0.91, but a poor syndioselectivity for *rac-11* with a P_r of 0.46.¹⁰⁶ The polymerization rate for *rac-11* was slow, as the bulky adamantyl group likely impeded the monomer incorporation. Intriguingly, when the copolymerization of **D-4** and **L-11** was carried out at

room temperature, alternating poly(D-4-*alt*-L-11) was successfully synthesized with an alternation level of 86% (Scheme 5b). It was proposed that the significantly reduced rate of ROP of L-4 than that of *rac*-4, and the low rate of ROP of 11 could be vital for the high alternating efficiency in this system. On the other hand, when D-4 was replaced with L-4, the polymerization exhibited slower reaction rates with poorly controlled alternating sequences, confirming that the chain-end prefers the incorporation of monomers with opposite chirality. However, in all cases, such alternating polymers had low MWs < 10 kDa.



Scheme 5 Syndiospecific ROP of OCAs mediated by Hf complexes. (a) The development of two Hf complexes for syndiospecific ROP of OCAs. The inversion of Hf diastereoisomers is proposed to present syndiospecificity during the enchainment. (b) Alternating copolymerization of two OCA monomers with opposite chirality, mediated by different Hf complexes.

Recently, our group disclosed a new electrochemical pathway to achieve the stereoselective ROP of *rac*-OCAs (Scheme 6).⁸¹ When a current was applied, the Co-1/Zn-6 catalytic system offered stereoblock poly(*sb*-1) with a MW of 67.6 kDa and a high P_m value of 0.95. On the contrary, the Co-2/Zn-7 catalytic system produced syndiotactic poly(*sd*-1) (*sd*, syndiotactic) with a MW of 46.2 kDa and a P_r value of 0.79. However, a similar phenomenon was not observed in the stereoselective ROP of *rac*-4, since both the Co-1/Zn-6 and Co-2/Zn-7 catalytic systems afforded stereoblock polymers. Aside from the ligand of the metal complex, this indicated that the side-chain functionalities of OCA monomers also influenced stereoselectivity during the electrochemical polymerization process.



Scheme 6 Co/Zn complex-mediated stereoselective eROP of racemic 1. The selection of different catalysts could enable the synthesis of poly(1) with different microstructures and glass transition temperatures (T_g s).

Conclusions

This review describes the recent achievements for a wide range of catalysts that can moderate the ROP of OCAs, as well as homopolymers and copolymers with diverse architectures and functionalities. Considering the countless catalysts for the ROP of lactide, relatively few catalysts (especially organometallic catalysts) have been identified to mediate a highly controlled ROP of OCAs despite recent prominent progress. The synthesis of high MW polyesters via ROP of OCA still faces formidable challenges, and more simplified and mild methods without using external stimuli are worth exploring. Topology-controlled ROP of OCA, e.g., the preparation of cyclic PAHAs, could offer enhanced scope and access to diverse materials even based on the same monomers. Additional efforts should be also directed to close the urgent gap in creating highly stereoselective and sequence-controllable ROP that allows for immediate access to functionalized PAHAs, as similar remarkable control have been achieved in the ROP of lactones and other heterocycle monomers.¹⁰⁷⁻¹¹¹ Advances in synthetic methods are expected to lead to functionalized polymers with attractive properties and applications. In regard to materials, systematic studies on the physical and thermal properties of the functionalized PAHA copolymers (gradient copolymers or alternating copolymers) are still lacking, especially investigations into physico-mechanical behavior and other functional performances of these valuable polyesters. Lastly, the study for degradability and recyclability of these newly synthesized PAHAs is still underway and further effort is essential for their eventual translation into consumer-friendly applications, such as biomedical applications.

Funding Information

This work was supported by start-up funding from Virginia Tech, ACS-Petroleum Research Foundation (57926-DNI-7), and the National Science Foundation (CHE-1807911).




References

- (1) Rochman, C. M.; Browne, M. A.; Halpern, B. S.; Hentschel, B. T.; Hoh, E.; Karapanagioti, H. K.; Rios-Mendoza, L. M.; Takada, H.; Teh, S.; Thompson, R. C. *Nature* **2013**, 494, 169.
- (2) Jambeck, J. R.; Geyer, R.; Wilcox, C.; Siegler, T. R.; Perryman, M.; Andrady, A.; Narayan, R.; Law, K. L. *Science* **2015**, 347, 768.
- (3) Wilcox, C.; Van Sebille, E.; Hardesty, B. D. *Proc. Natl. Acad. Sci. U.S.A.* **2015**, 112, 11899.
- (4) Ryan, P. G.; Moloney, C. L. *Nature* **1993**, 361, 23.
- (5) Tang, X.; Chen, E. Y. X. *Chem* **2019**, 5, 284.
- (6) Commission, E. A European strategy for plastics in a circular economy. <http://ec.europa.eu/environment/circular-economy/pdf/plastics-strategy-brochure.pdf>
- (7) Foundation, E. M. The new plastics economy: rethinking the future of plastics & catalysing action. <https://www.ellenmacarthurfoundation.org/publications/the-new-plastics-economy-rethinking-the-future-of-plastics-catalysing-action>
- (8) Yin, Q.; Yin, L.; Wang, H.; Cheng, J. *Acc. Chem. Res.* **2015**, 48, 1777.
- (9) Gilding, D.; Reed, A. *Polymer* **1979**, 20, 1459.
- (10) Yamamoto, H.; Kuno, Y.; Sugimoto, S.; Takeuchi, H.; Kawashima, Y. *J. Control. Release* **2005**, 102, 373.
- (11) Ajioka, M.; Enomoto, K.; Suzuki, K.; Yamaguchi, A. *J. Environ. Polym. Degrad.* **1995**, 3, 225.
- (12) Cohen-Arazi, N.; Domb, A. J.; Katzhendler, J. *Polymers* **2010**, 2, 418.

- (13) Lu, Y.; Yin, L.; Zhang, Y.; Zhang, Z.; Xu, Y.; Tong, R.; Cheng, J. *ACS Macro Lett.* **2012**, *1*, 441.
- (14) Li, H.; Shakaroun, R. M.; Guillaume, S. M.; Carpentier, J. F. *Chem. Eur. J.* **2020**, *26*, 128.
- (15) Yin, M.; Baker, G. L. *Macromolecules* **1999**, *32*, 7711.
- (16) Jing, F.; Smith, M. R.; Baker, G. L. *Macromolecules* **2007**, *40*, 9304.
- (17) Baker, G. L.; Vogel, E. B.; Smith, M. R. *Polym. Rev.* **2008**, *48*, 64.
- (18)
- (19) Simmons, T. L.; Baker, G. L. *Biomacromolecules* **2001**, *2*, 658.
- (20) Yu, Y.; Zou, J.; Cheng, C. *Polym. Chem.* **2014**, *5*, 5854.
- (21) Tong, R. *Ind. Eng. Chem. Res.* **2017**, *56*, 4207.
- (22) Martin, R. T.; Camargo, L. P.; Miller, S. A. *Green Chem.* **2014**, *16*, 1768.
- (23) Cairns, S. A.; Schultheiss, A.; Shaver, M. P. *Polym. Chem.* **2017**, *8*, 2990.
- (24) Xu, Y.; Perry, M. R.; Cairns, S. A.; Shaver, M. P. *Polym. Chem.* **2019**, *10*, 3048.
- (25) Martin Vaca, B.; Bourissou, D. *ACS Macro Lett.* **2015**, *4*, 792.
- (26) du Boullay, O. T.; Marchal, E.; Martin-Vaca, B.; Cossio, F. P.; Bourissou, D. *J. Am. Chem. Soc.* **2006**, *128*, 16442.
- (27) Zhong, Y.; Tong, R. *Front. Chem.* **2018**, *6*, 641.
- (28) Feng, Q.; Zhong, Y.; Xie, L.; Tong, R. *Synlett* **2017**, *28*, 1857.
- (29)
- (30) Pounder, R. J.; Dove, A. P. *Polym. Chem.* **2010**, *1*, 260.
- (31) Basu, A.; Kunduru, K. R.; Katzhendler, J.; Domb, A. J. *Adv. Drug Deliv. Rev.* **2016**, *107*, 82.
- (32) du Boullay, O. T.; Bonduelle, C.; Martin-Vaca, B.; Bourissou, D. *Chem. Commun.* **2008**, 1786.
- (33) Cotarca, L.; Geller, T.; Répási, J. *Org. Process Res. Dev.* **2017**, *21*, 1439.
- (34) Sun, Y.; Jia, Z.; Chen, C.; Cong, Y.; Mao, X.; Wu, J. *J. Am. Chem. Soc.* **2017**, *139*, 10723.
- (35) Li, M.; Tao, Y.; Tang, J.; Wang, Y.; Zhang, X.; Tao, Y.; Wang, X. *J. Am. Chem. Soc.* **2018**, *141*, 281.
- (36) Kricheldorf, H.; Jonté, J. M. *Polym. Bull.* **1983**, *9*, 276.
- (37) Vandenbossche, C. P.; de Croos, P.; Singh, S. P.; Bakale, R. P.; Wagler, T. R. *Org. Process Res. Dev.* **2010**, *14*, 921.
- (38) Chen, X.; Lai, H.; Xiao, C.; Tian, H.; Chen, X.; Tao, Y.; Wang, X. *Polym. Chem.* **2014**, *5*, 6495.
- (39) Zhang, Z.; Yin, L.; Xu, Y.; Tong, R.; Lu, Y.; Ren, J.; Cheng, J. *Biomacromolecules* **2012**, *13*, 3456.
- (40) Wang, H.; Tang, L.; Tu, C.; Song, Z.; Yin, Q.; Yin, L.; Zhang, Z.; Cheng, J. *Biomacromolecules* **2013**, *14*, 3706.
- (41) Gerhardt, W. W.; Noga, D. E.; Hardcastle, K. I.; García, A. J.; Collard, D. M.; Weck, M. *Biomacromolecules* **2006**, *7*, 1735.
- (42) Kalelkar, P. P.; Alas, G. R.; Collard, D. M. *Macromolecules* **2016**, *49*, 2609.
- (43) Bonduelle, C.; Martín-Vaca, B.; Cossio, F. P.; Bourissou, D. *Chem. Eur. J.* **2008**, *14*, 5304.
- (44) Pounder, R. J.; Fox, D. J.; Barker, I. A.; Bennison, M. J.; Dove, A. P. *Polym. Chem.* **2011**, *2*, 2204.
- (45) Wang, R. B.; Zhang, J. W.; Yin, Q.; Xu, Y. X.; Cheng, J. J.; Tong, R. *Angew. Chem. Int. Ed.* **2016**, *55*, 13010.
- (46) Gazzotti, S.; Todisco, S. A.; Picozzi, C.; Ortenzi, M. A.; Farina, H.; Lesma, G.; Silvani, A. *Eur. Polym. J.* **2019**, *114*, 369.
- (47) Buchard, A.; Carbery, D. R.; Davidson, M. G.; Ivanova, P. K.; Jeffery, B. J.; Kociok-Köhn, G. I.; Lowe, J. P. *Angew. Chem. Int. Ed.* **2014**, *53*, 13858.
- (48) Xia, H.; Kan, S.; Li, Z.; Chen, J.; Cui, S.; Wu, W.; Ouyang, P.; Guo, K. J. *Polym. Sci. A Polym. Chem.* **2014**, *52*, 2306.
- (49) Bonduelle, C.; Martin-Vaca, B.; Bourissou, D. *Biomacromolecules* **2009**, *10*, 3069.
- (50) Hong, M.; Chen, E. Y. X. *Nat. Chem.* **2016**, *8*, 42.
- (51) Brown, H. A.; Waymouth, R. M. *Acc. Chem. Res.* **2013**, *46*, 2585.
- (52) Liang, J.; Yin, T.; Han, S.; Yang, J. *Polym. Chem.* **2020**.
- (53) Stanford, M. J.; Dove, A. P. *Chem. Soc. Rev.* **2010**, *39*, 486.
- (54) Longo, J. M.; Sanford, M. J.; Coates, G. W. *Chem. Rev.* **2016**, *116*, 15167.
- (55) Zhuang, X. L.; Yu, H. Y.; Tang, Z. H.; Oyaizu, K.; Nishide, H.; Chen, X. *S. Chin. J. Polym. Sci.* **2011**, *29*, 197.
- (56) He, Z. G.; Jiang, L.; Chuan, Y. M.; Li, H. L.; Yuan, M. L. *Molecules* **2013**, *18*, 12768.
- (57) Jia, F.; Chen, X. Y.; Zheng, Y.; Qin, Y. S.; Tao, Y. H.; Wang, X. H. *Chem. Commun.* **2015**, *51*, 8504.
- (58) Ouyang, H.; Nie, K.; Yuan, D.; Yao, Y. M. *Dalton Trans.* **2017**, *46*, 15928.
- (59) Yin, Q.; Tong, R.; Xu, Y.; Baek, K.; Dobrucki, L. W.; Fan, T. M.; Cheng, J. *Biomacromolecules* **2013**, *14*, 920.
- (60) Zhang, Z.; Yin, L.; Tu, C.; Song, Z.; Zhang, Y.; Xu, Y.; Tong, R.; Zhou, Q.; Ren, J.; Cheng, J. *ACS macro letters* **2013**, *2*, 40.
- (61) Brignou, P.; Guillaume, S. M.; Roisnel, T.; Bourissou, D.; Carpentier, J. F. *Chem. Eur. J.* **2012**, *18*, 9360.
- (62) Piedra-Arroni, E.; Brignou, P.; Amgoune, A.; Guillaume, S. M.; Carpentier, J.-F.; Bourissou, D. *Chem. Commun.* **2011**, *47*, 9828.
- (63) Wang, Q.; Zhao, W.; He, J.; Zhang, Y.; Chen, E. Y. X. *Macromolecules* **2017**, *50*, 123.
- (64) Naumann, S.; Scholten, P. B. V.; Wilson, J. A.; Dove, A. P. *J. Am. Chem. Soc.* **2015**, *137*, 14439.
- (65) Meisner, J.; Karwounopoulos, J.; Walther, P.; Kästner, J.; Naumann, S. *Molecules* **2018**, *23*, 432.
- (66) Wang, B.; Pan, L.; Ma, Z.; Li, Y. *Macromolecules* **2018**, *51*, 836.
- (67) Liu, S.; Bai, T.; Ni, K.; Chen, Y.; Zhao, J.; Ling, J.; Ye, X.; Zhang, G. *Angew. Chem. Int. Ed.* **2019**, *58*, 15478.
- (68) Cywar, R. M.; Zhu, J.-B.; Chen, E. Y. X. *Polym. Chem.* **2019**, *10*, 3097.
- (69) Piedra-Arroni, E.; Ladavière, C.; Amgoune, A.; Bourissou, D. *J. Am. Chem. Soc.* **2013**, *135*, 13306.
- (70) Li, X.-Q.; Wang, B.; Ji, H.-Y.; Li, Y.-S. *Catal. Sci. Tech.* **2016**, *6*, 7763.
- (71) Nie, Y. Z.; Wang, P.; Du, H. F.; Meng, W.; Yang, J. *Polym. Chem.* **2018**, *9*, 5014.
- (72) Wang, P.; Liang, J. P.; Yin, T.; Yang, J. *Polym. Chem.* **2019**, *10*, 5498.
- (73) Feng, Q. Y.; Tong, R. *J. Am. Chem. Soc.* **2017**, *139*, 6177.
- (74) Moore, D. R.; Cheng, M.; Lobkovsky, E. B.; Coates, G. W. *J. Am. Chem. Soc.* **2003**, *125*, 11911.
- (75) Cheng, M.; Moore, D. R.; Reczek, J. J.; Chamberlain, B. M.; Lobkovsky, E. B.; Coates, G. W. *J. Am. Chem. Soc.* **2001**, *123*, 8738.
- (76) Lottola, D. J. *Polym. Environ.* **2001**, *9*, 63.
- (77) Slomkowski, S.; Penczek, S.; Duda, A. *Polym. Adv. Tech.* **2014**, *25*, 436.
- (78) Deming, T. J. *Nature* **1997**, *390*, 386.
- (79) Deming, T. J.; Curtin, S. A. *J. Am. Chem. Soc.* **2000**, *122*, 5710.
- (80) Zuo, Z. W.; Ahneman, D. T.; Chu, L. L.; Terrett, J. A.; Doyle, A. G.; MacMillan, D. W. C. *Science* **2014**, *345*, 437.
- (81) Twilton, J.; Le, C.; Zhang, P.; Shaw, M. H.; Evans, R. W.; MacMillan, D. W. C. *Nat. Rev. Chem.* **2017**, *1*.
- (82) Zhong, Y. L.; Feng, Q. Y.; Wang, X. Q.; Chen, J.; Cai, W. J.; Tong, R. *ACS Macro Lett.* **2020**, *9*, 1114.
- (83) Wang, Y.; Xu, T.-Q. *Macromolecules* **2020**, *53*, 8829.
- (84) Worch, J. C.; Prydderch, H.; Jimaja, S.; Bexis, P.; Becker, M. L.; Dove, A. P. *Nat. Rev. Chem.* **2019**, *3*, 514.
- (85) Natta, G.; Pino, P.; Corradini, P.; Danusso, F.; Mantica, E.; Mazzanti, G.; Moraglio, G. *J. Am. Chem. Soc.* **1955**, *77*, 1708.
- (86) Malanga, M. *Adv. Mat.* **2000**, *12*, 1869.
- (87) Szymanski, J. K.; Abul-Haija, Y. M.; Cronin, L. *Acc. Chem. Res.* **2018**, *51*, 649.
- (88) Badi, N.; Lutz, J. F. *Chem. Soc. Rev.* **2009**, *38*, 3383.
- (89) De Neve, J.; Haven, J. J.; Maes, L.; Junkers, T. *Polym. Chem.* **2018**, *9*, 4692.
- (90) Lutz, J. F.; Ouchi, M.; Liu, D. R.; Sawamoto, M. *Science* **2013**, *341*, 628.
- (91) Jaffredo, C. G.; Chapurina, Y.; Guillaume, S. M.; Carpentier, J. F. *Angew. Chem. Int. Ed.* **2014**, *53*, 2687.
- (92) Ovitt, T. M.; Coates, G. W. *J. Am. Chem. Soc.* **1999**, *121*, 4072.
- (93) Chamberlain, B. M.; Cheng, M.; Moore, D. R.; Ovitt, T. M.; Lobkovsky, E. B.; Coates, G. W. *J. Am. Chem. Soc.* **2001**, *123*, 3229.
- (94) Ovitt, T. M.; Coates, G. W. *J. Am. Chem. Soc.* **2002**, *124*, 1316.
- (95) Hador, R.; Botta, A.; Venditto, V.; Lipstman, S.; Goldberg, I.; Kol, M. *Angew. Chem. Int. Ed.* **2019**, *58*, 14679.

- (96) Press, K.; Goldberg, I.; Kol, M. *Angew. Chem. Int. Ed.* **2015**, *54*, 14858.
- (97) Lee, J.; Yoon, M.; Lee, H.; Nayab, S. *RSC Adv.* **2020**, *10*, 16209.
- (98) Stosser, T.; Williams, C. K. *Angew. Chem. Int. Ed.* **2018**, *57*, 6337.
- (99) Myers, D.; White, A. J. P.; Forsyth, C. M.; Bown, M.; Williams, C. K. *Angew. Chem. Int. Ed.* **2017**, *56*, 5277.
- (100) Marin, P.; Tschan, M. J. L.; Isnard, F.; Robert, C.; Haquette, P.; Trivelli, X.; Chamoreau, L. M.; Guerineau, V.; del Rosal, I.; Maron, L.; Venditto, V.; Thomas, C. M. *Angew. Chem. Int. Ed.* **2019**, *58*, 12585.
- (101) Fortun, S.; Daneshmand, P.; Schaper, F. *Angew. Chem. Int. Ed.* **2015**, *54*, 13669.
- (102) Feng, Q.; Yang, L.; Zhong, Y.; Guo, D.; Liu, G.; Xie, L.; Huang, W.; Tong, R. *Nat. Commun.* **2018**, *9*, 1.
- (103) Cui, Y. Q.; Jiang, J. X.; Pan, X. B.; Wu, J. C. *Chem. Commun.* **2019**, *55*, 12948.
- (104) Jiang, J. X.; Cui, Y. Q.; Lu, Y. G.; Zhang, B.; Pan, X. B.; Wu, J. C. *Macromolecules* **2020**, *53*, 946.
- (105) Chmura, A. J.; Chuck, C. J.; Davidson, M. G.; Jones, M. D.; Lunn, M. D.; Bull, S. D.; Mahon, M. F. *Angew. Chem. Int. Ed.* **2007**, *46*, 2280.
- (106) Chmura, A. J.; Davidson, M. G.; Frankis, C. J.; Jones, M. D.; Lunn, M. D. *Chem. Commun.* **2008**, 1293.
- (107) Jia, Z. W.; Chen, S. C.; Jiang, J. X.; Mao, X. Y.; Pan, X. B.; Wu, J. C. *Inorg. Chem.* **2020**, *59*, 10353.
- (108) Tang, X.; Chen, E. Y. X. *Nat. Commun.* **2018**, *9*, 2345.
- (109) Tang, X.; Westlie, A. H.; Watson, E. M.; Chen, E. Y.-X. *Science* **2019**, *366*, 754.
- (110) Sulley, G. S.; Gregory, G. L.; Chen, T. T. D.; Peña Carrodegua, L.; Trott, G.; Santmarti, A.; Lee, K.-Y.; Terrill, N. J.; Williams, C. K. *J. Am. Chem. Soc.* **2020**, *142*, 4367.
- (111) Deacy, A. C.; Kilpatrick, A. F. R.; Regoutz, A.; Williams, C. K. *Nat. Chem.* **2020**, *12*, 372.
- (112) Childers, M. I.; Longo, J. M.; Van Zee, N. J.; LaPointe, A. M.; Coates, G. W. *Chem. Rev.* **2014**, *114*, 8129.

Biosketches

| | |
|---|---|
|  | <p>Xiaoqian Wang received her bachelor's degree from Chongqing University in 2015. She obtained her Master of Science in 2018 from University of Science and Technology of China. She is pursuing her PhD degree in Chemical Engineering under the supervision of Dr. Rong Tong at the Virginia Polytechnic Institute and State University. Her research activities focus on polymer chemistry with emphasis on controlled ring-opening polymerization.</p> |
|  | <p>Ai Lin Chin graduated <i>magna cum laude in cursu honorum</i> from Tennessee Technological University in 2015 with a B.S. in Chemical Engineering and a minor in Mathematics. She received her Master of Engineering in 2019 and is currently a PhD student under the guidance of Dr. Rong Tong at the Virginia Polytechnic Institute and State University. Her research interest focuses on the development of drug delivery systems with applications in cancer therapy.</p> |
|  | <p>Professor Rong Tong received his B.S. degree in Macromolecular Science from Fudan University in 2005. He received his Ph.D. degree in Materials Science and Engineering from the University of Illinois at Urbana-Champaign in 2010, advised by Dr. Jianjun Cheng. He was a postdoctoral associate at both Massachusetts Institute of Technology (Langer lab) and Harvard Medical School (Kohane lab) during 2010 to 2015. He is currently an Assistant Professor in the Department of Chemical Engineering at Virginia Polytechnic Institute and State University. His research interests include polymer chemistry, nanomedicine, biomaterials and targeted cancer therapy. He is the recipient of Thieme Chemistry Journals Award (2020), Class of Influential Researcher of <i>Industrial & Engineering Chemistry Research</i> (2017), Emerging Investigator of <i>Biomaterials Science</i> (2017), and American Chemical Society AkzoNobel Award in polymer chemistry (2010).</p> |