


Cite this: *RSC Adv.*, 2020, 10, 42628

# Thermal conductivity of hexagonal BC<sub>2</sub>P – a first-principles study†

Rajmohan Muthaiah, \* Fatema Tarannum,  Roshan Sameer Annam, Avinash Singh Nayal, Swapneel Danayat and Jivtesh Garg 

In this work, we report a high thermal conductivity ( $k$ ) of 162 W m<sup>-1</sup> K<sup>-1</sup> and 52 W m<sup>-1</sup> K<sup>-1</sup> at room temperature, along the directions perpendicular and parallel to the  $c$ -axis, respectively, of bulk hexagonal BC<sub>2</sub>P (h-BC<sub>2</sub>P), using first-principles calculations. We systematically investigate elastic constants, phonon group velocities, phonon linewidths and mode thermal conductivity contributions of transverse acoustic (TA), longitudinal acoustic (LA) and optical phonons. Interestingly, optical phonons are found to make a large contribution of 30.1% to the overall  $k$  along a direction perpendicular to the  $c$ -axis at 300 K. BC<sub>2</sub>P is also found to exhibit high thermal conductivity at nanometer length scales. At 300 K, a high  $k$  value of  $\sim 47$  W m<sup>-1</sup> K<sup>-1</sup> is computed for h-BC<sub>2</sub>P at a nanometer length scale of 50 nm, providing avenues for achieving efficient nanoscale heat transfer.

Received 4th October 2020  
Accepted 12th November 2020

DOI: 10.1039/d0ra08444a

rsc.li/rsc-advances

## Introduction

High thermal conductivity materials are crucial for achieving efficient thermal management in electronics to improve both performance and reliability.<sup>1–8</sup> Carbon based materials such as diamond,<sup>9–11</sup> graphene<sup>12–14</sup> and stacked-graphene<sup>15</sup> (graphene nanoplatelets) exhibit ultrahigh thermal conductivity due to the light mass of carbon (C) atoms and strong C–C bonds. Likewise, boron based III–V compound semiconductors such as boron nitride (BN),<sup>16</sup> boron phosphide (BP)<sup>17–19</sup> and boron arsenide (BAs)<sup>20,21</sup> have very high thermal conductivity due to the light mass of boron atoms and due to a phonon bandgap in vibrational spectra of these materials which suppresses scattering of acoustic phonons by optical phonons thus leading to high acoustic phonon lifetimes. Recently, ultra-high thermal conductivities of 2305 W m<sup>-1</sup> K<sup>-1</sup> and 4196 W m<sup>-1</sup> K<sup>-1</sup> were reported<sup>22</sup> for bulk ultra-hard hexagonal BC<sub>2</sub>N (h-BC<sub>2</sub>N) at 0 GPa and 150 GPa respectively. Similarly, for monolayer BC<sub>2</sub>N, high thermal conductivities of 1275.79 W m<sup>-1</sup> K<sup>-1</sup> and 893.9 W m<sup>-1</sup> K<sup>-1</sup> were reported along the zigzag and armchair directions, respectively.<sup>23</sup> These results provide motivation to further explore thermal conductivity of III–IV–V compounds. In this work we explore thermal conductivity of hexagonal BC<sub>2</sub>P.

In this work, thermal conductivity of bulk hexagonal BC<sub>2</sub>P is computed from first-principles by deriving harmonic (2nd order) and anharmonic (3rd order) interatomic force interactions from first-principles and using them along with an exact

solution of the Phonon Boltzmann Transport Equation (PBTE). We find an anisotropic high thermal conductivity ( $k$ ) of 162 W m<sup>-1</sup> K<sup>-1</sup> and 52 W m<sup>-1</sup> K<sup>-1</sup> along directions perpendicular and parallel to  $c$ -axis (shown in Fig. 1a) respectively, at 0 GPa. Interestingly, optical phonons are found to contribute 30.1% ( $\sim 50$  W m<sup>-1</sup> K<sup>-1</sup>) and  $\sim 15\%$  ( $\sim 7.54$  W m<sup>-1</sup> K<sup>-1</sup>) at 300 K, to overall thermal conductivity along directions perpendicular and parallel to  $c$ -axis, respectively, due to their high group velocities. Finally, a high  $k$  value of 68 W m<sup>-1</sup> K<sup>-1</sup> at nanometer length scale of 100 nm (at 300 K) shows that BC<sub>2</sub>P will be a promising material for thermal management in nanoelectronics.

## Computational methods

First principles calculations were performed using QUANTUM ESPRESSO<sup>24</sup> package. Thermal conductivity was computed by solving Phonon Boltzmann Transport Equation (PBTE) exactly using a variational method. The most important ingredients necessary to predict thermal conductivity, namely the 2nd order and 3rd order interatomic force constants (IFCs), were derived from density-functional perturbation theory (DFPT). These force constants are the second and third-order derivatives of energy with respect to atomic displacements. Computations were performed using norm-conserving pseudopotentials and exchange-correlation was computed in the local density approximation.<sup>25</sup> The geometry of the hexagonal BC<sub>2</sub>P with 4 atoms unit cell, was optimized until forces on all atoms were less than 10<sup>-6</sup> Ry per bohr. Plane-wave energy cutoff of 80 Ry and 12 × 12 × 8 Monkhorst-Pack<sup>26</sup>  $k$ -point mesh were used for electronic structure calculations. Optimized lattice constant (crystal structure of Fig. 1) of BC<sub>2</sub>P was obtained to be  $a = 5.2686$  bohr with  $c/a = 1.686$ .

School of Aerospace and Mechanical Engineering, University of Oklahoma, Norman, OK-73019, USA. E-mail: rajumenr@ou.edu

† Electronic supplementary information (ESI) available. See DOI: 10.1039/d0ra08444a



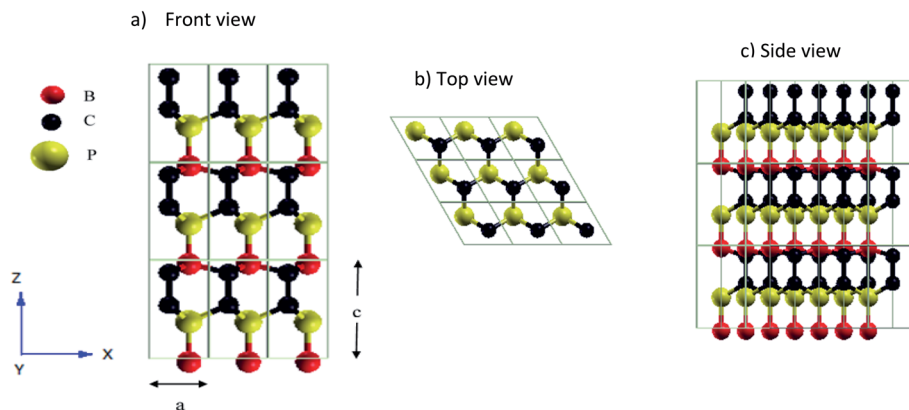


Fig. 1 Atomic arrangements of h-BC<sub>2</sub>P with  $3 \times 3 \times 3$  supercell with lattice constants  $a = 5.2686$  bohr and  $c/a = 1.686$  (a) front view (b) top view and (c) side view. Red, black and yellow spheres represent boron, carbon and phosphorus atoms respectively.

Elastic constants were computed using 'thermo\_pw' package in QUANTUM-ESPRESSO;<sup>24</sup> Voigt-Reuss-Hill approximation<sup>27</sup> was used to calculate bulk modulus, shear modulus ( $G$ ) and Young's Modulus ( $E$ ). Lattice thermal conductivity is calculated by solving the Phonon Boltzmann Transport Equation (PBTE)<sup>28–30</sup> exactly. Expression for thermal conductivity ( $k$ ) obtained by solving PBTE in the single mode relaxation time (SMRT) approximation<sup>31</sup> is given by,

$$k_{\alpha} = \frac{\hbar^2}{N\Omega k_b T^2} \sum_{\lambda} v_{\alpha\lambda}^2 \omega_{\lambda}^2 \bar{n}_{\lambda} (\bar{n}_{\lambda} + 1) \tau_{\lambda} \quad (1)$$

where,  $\alpha$ ,  $\hbar$ ,  $N$ ,  $\Omega$ ,  $k_b$ ,  $T$ , are the cartesian direction, Planck constant, size of the  $\mathbf{q}$  mesh, unit cell volume, Boltzmann constant, and absolute temperature respectively.  $\lambda$  represents the vibrational mode ( $\mathbf{qj}$ ) ( $\mathbf{q}$  is the wave vector and  $j$  represent phonon polarization).  $\omega_{\lambda}$ ,  $\bar{n}_{\lambda}$ , and  $v_{\alpha\lambda}$  ( $=\partial\omega_{\lambda}/\partial q$ ) are the phonon frequency, equilibrium Bose-Einstein population and group velocity along cartesian direction  $\alpha$ , respectively of a phonon mode  $\lambda$ .  $\omega_{\lambda}$ ,  $\bar{n}_{\lambda}$ , and  $c_{\alpha\lambda}$  are derived from the knowledge of phonon dispersion computed using 2nd order IFCs.  $\tau_{\lambda}$  is the phonon lifetime and is computed using the following equation,

$$\frac{1}{\tau_{\lambda}} = \pi \sum_{\lambda' \lambda''} |V_3(-\lambda, \lambda', \lambda'')|^2 \times [2(n_{\lambda'} - n_{\lambda''})\delta(\omega(\lambda) + \omega(\lambda') - \omega(\lambda'')) + (1 + n_{\lambda'} + n_{\lambda''})\delta(\omega(\lambda) - \omega(\lambda') - \omega(\lambda'))] \quad (2)$$

where,  $\frac{1}{\tau_{\lambda}}$  is the anharmonic scattering rate based on the lowest order three phonon interactions and  $V_3(-\lambda, \lambda', \lambda'')$  are the three-phonon coupling matrix elements computed using both harmonic and anharmonic interatomic force constants. Harmonic force constants were calculated using  $9 \times 9 \times 6$   $\mathbf{q}$ -grid. Anharmonic force constants were computed on a  $3 \times 3 \times 2$   $\mathbf{q}$  point grid using D3Q<sup>28,30,32</sup> package within QUANTUM-ESPRESSO. Acoustic sum rules were imposed on both harmonic and anharmonic interatomic force constants. Phonon linewidth and lattice thermal conductivity were calculated using 'thermal2' code within QUANTUM ESPRESSO. For these calculations, a  $21 \times 21 \times 14$   $\mathbf{q}$ -mesh was used and iterations in the exact solution of the PBTE were performed until  $\Delta k$

between consecutive iterations diminished to below  $1.0 \times 10^{-5}$ . Casimir scattering<sup>33</sup> is imposed to include the effect of boundary scattering for computing length dependent thermal conductivity.

## Results and discussions

Phonon dispersion and phonon density of states for hexagonal BC<sub>2</sub>P are shown in Fig. 2. Positive phonon frequencies indicate stability<sup>34</sup> of computed h-BC<sub>2</sub>P crystal structure. Phonon modes at higher frequencies (above  $750 \text{ cm}^{-1}$ ) are mainly dominated by C and B atoms due to light mass and stiff C-C and B-C bonds, whereas P atoms dominate lower frequencies (less than  $500 \text{ cm}^{-1}$ ) due to heavy mass and moderate bond strengths of B-P and C-P. Elastic constants of hexagonal BC<sub>2</sub>P at 0 GPa are computed to be,  $C_{11} = 675 \text{ GPa}$ ,  $C_{33} = 680.6 \text{ GPa}$ ,  $C_{44} = 198 \text{ GPa}$ ,  $C_{66} = 305 \text{ GPa}$ ,  $C_{12} = 65.0 \text{ GPa}$  and  $C_{13} = 30.8 \text{ GPa}$  which satisfies the Born stability criteria<sup>35</sup> of  $C_{66} = (C_{11} - C_{12})/2$ ,  $C_{11} > C_{12}$ ,  $C_{33}(C_{11} + C_{12}) > 2(C_{13})^2$ ,  $C_{44} > 0$ ,  $C_{66} > 0$ . Young modulus ( $E$ ), bulk modulus ( $B$ ), shear modulus ( $G$ ) and poisson ratio based on Voigt-Reuss-Hill approximation<sup>27</sup> are 582.2 GPa, 253.6 GPa, 260.6 GPa and 0.117 respectively. These values are higher than silicon,<sup>36</sup> germanium<sup>36</sup> and silicon carbide.<sup>37</sup>

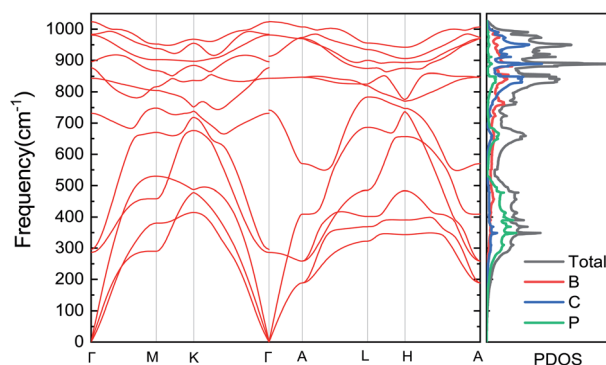


Fig. 2 Phonon dispersion and phonon density of states for the h-BC<sub>2</sub>P along the high symmetry points. Red, blue and green in PDOS represent the vibrational frequencies of B, C and P atoms respectively.



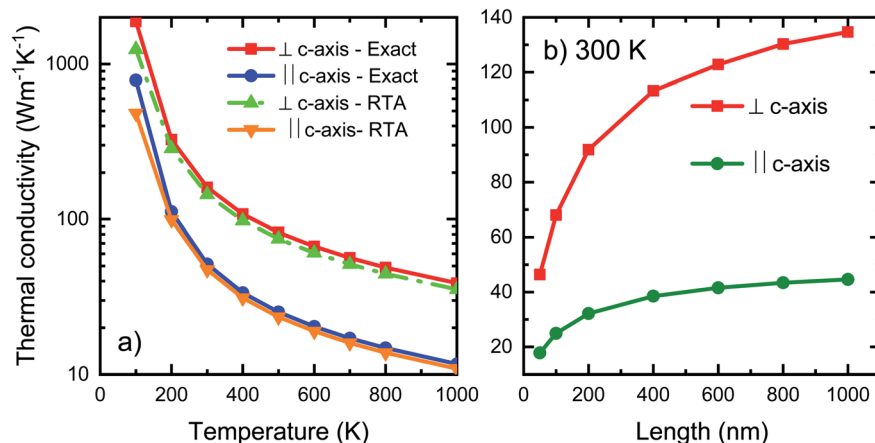


Fig. 3 (a) Temperature dependence and (b) length dependence of thermal conductivity along and perpendicular to  $c$ -axis of  $h\text{-BC}_2\text{P}$ .

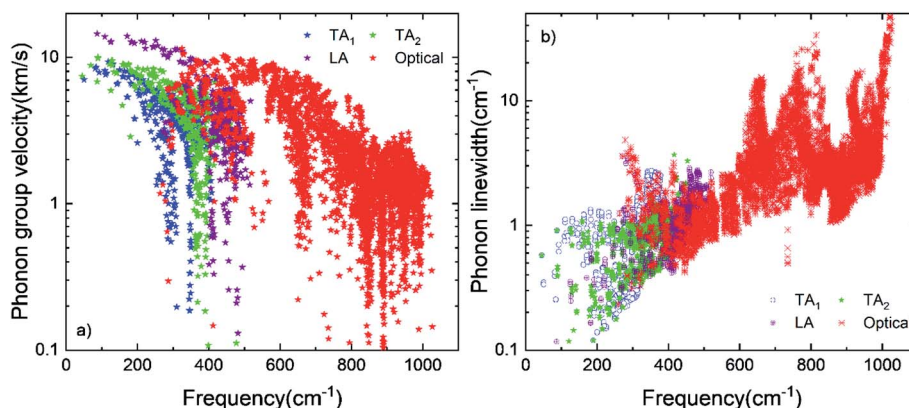


Fig. 4 (a) Phonon group velocity and (b) phonon linewidth of TA, LA and optical phonon modes of  $h\text{-BC}_2\text{P}$  at 300 K.

Computed thermal conductivity of the  $h\text{-BC}_2\text{P}$  is reported in Fig. 3. Fig. 3a shows the temperature dependent thermal conductivity of  $h\text{-BC}_2\text{P}$  along directions perpendicular and parallel to  $c$ -axis. At 300 K, computed thermal conductivity of  $162 \text{ W m}^{-1} \text{K}^{-1}$ , perpendicular to  $c$ -axis, is almost 3 times higher than the value, parallel to  $c$ -axis, of  $52 \text{ W m}^{-1} \text{K}^{-1}$ . This is due to the higher phonon frequencies of TA, LA and optical phonons modes, in a direction perpendicular to  $c$ -axis, relative to parallel to  $c$ -axis, as seen in the computed phonon dispersion. Thermal conductivity of  $h\text{-BC}_2\text{N}$  is also higher than that of silicon.<sup>38</sup> Perpendicular to  $c$ -axis, TA<sub>1</sub>, TA<sub>2</sub> and LA phonon modes contribute 20.1%, 27.5% and 22.3% to overall thermal conductivity while along  $c$ -axis, the corresponding contributions are 23%, 30% and 32% to overall  $k$  at 300 K. Interestingly, at 300 K, optical phonon modes contribute 30.1% and 15% to overall thermal conductivity, along directions perpendicular and parallel to  $c$ -axis, respectively. This contribution is significantly higher than typical semiconductor materials such as silicon, where optical phonons contribute  $\sim 5\%$  to overall  $k$ . This is due to the high phonon group velocities of optical phonons (Fig. 4a) and optical phonon linewidths being comparable to that of acoustic phonons, in the frequency range of  $\sim 300\text{--}550 \text{ cm}^{-1}$  (Fig. 4b) in  $\text{BC}_2\text{P}$ .

An advantage of  $\text{BC}_2\text{P}$  is its relatively high thermal conductivity at nanometer length scales. Length dependence of thermal conductivity was calculated by introducing Casimir scattering  $1/\tau_{\text{boundary}} = |v|/L$ , where  $v$  is the phonon velocity and  $L$  is the system size. Length dependent thermal conductivity is shown in Fig. 3b. We observe that at a length scale of 100 nm, the predicted thermal conductivity of  $\sim 68 \text{ W m}^{-1} \text{K}^{-1}$  is significantly high. This can lead to potential avenues for use of  $\text{BC}_2\text{P}$  in nanoscale thermal management applications. This high nanoscale thermal conductivity of  $\text{BC}_2\text{P}$  is due to the relatively large  $k$  contribution of optical phonons, which typically have meanfreepaths in the nanometer regime.

## Conclusion

In this work, thermal conductivity of hexagonal  $\text{BC}_2\text{P}$  ( $h\text{-BC}_2\text{P}$ ) is computed by solving phonon Boltzmann transport equation exactly coupled with force-constants derived from first principles calculations. We report an anisotropic thermal conductivity ( $k$ ) of  $162 \text{ W m}^{-1} \text{K}^{-1}$  and  $52 \text{ W m}^{-1} \text{K}^{-1}$  along directions perpendicular and parallel to  $c$ -axis of  $\text{BC}_2\text{P}$  respectively. This high thermal conductivity is due to the high frequencies and phonon group velocities arising from light mass of the



constituent atoms (B, C, P) and stiff C–C, B–C and B–P bonds. Anisotropy in  $k$  is due to higher phonon frequencies and group velocities along direction perpendicular to  $c$ -axis relative to the parallel direction. Moreover, optical phonon modes are found to contribute significantly to  $k$  along directions both perpendicular to  $c$ -axis (30.1%) and parallel to  $c$ -axis (15%) at 300 K. Finally, a high room temperature thermal conductivity of  $68 \text{ W m}^{-1} \text{ K}^{-1}$  at 100 nm length scale, makes  $\text{BC}_2\text{P}$  attractive for thermal management in nanoelectronics.

## Conflicts of interest

There are no conflicts to declare.

## Acknowledgements

R. M., F. T., R. S. A., A. S. N., S. D. and J. G. would like to acknowledge OU Supercomputing Center for Education Research (OSCAR) for providing computational resources. J. G., R. M. and F. T. acknowledge financial support from NSF CAREER grant, award # 1847129.

## References

- 1 J. Yeom, M. A. Shannon and T. Singh, *Micro-Coolers*, in *Reference Module in Materials Science and Materials Engineering*, Elsevier, 2017.
- 2 A. L. Moore and L. Shi, Emerging challenges and materials for thermal management of electronics, *Mater. Today*, 2014, **17**(4), 163–174.
- 3 S. S. Kang, in *Advanced Cooling for Power Electronics, 2012 7th International Conference on Integrated Power Electronics Systems (CIPS)*, 6–8 March, 2012, pp. 1–8.
- 4 A. Bar-Cohen, Thermal management of on-chip hot spots and 3D chip stacks, in *2009 IEEE International Conference on Microwaves, Communications, Antennas and Electronics Systems*, 9–11 Nov, 2009, pp. 1–8.
- 5 S. S. Anandan and V. Ramalingam, in *Thermal management of electronics: a review of literature*, 2008.
- 6 A. Bar-Cohen, P. Wang and E. Rahim, Thermal management of high heat flux nanoelectronic chips, *Microgravity Sci. Technol.*, 2007, **19**(3), 48–52.
- 7 G. Chen and A. Shakouri, Heat Transfer in Nanostructures for Solid-State Energy Conversion, *J. Heat Transfer*, 2001, **124**(2), 242–252.
- 8 T. J. Lu, Thermal management of high power electronics with phase change cooling, *Int. J. Heat Mass Transfer*, 2000, **43**(13), 2245–2256.
- 9 J. R. Olson, R. O. Pohl, J. W. Vandersande, A. Zoltan, T. R. Anthony and W. F. Banholzer, Thermal conductivity of diamond between 170 and 1200 K and the isotope effect, *Phys. Rev. B: Condens. Matter Mater. Phys.*, 1993, **47**(22), 14850–14856.
- 10 D. G. Onn, A. Witek, Y. Z. Qiu, T. R. Anthony and W. F. Banholzer, Some aspects of the thermal conductivity of isotopically enriched diamond single crystals, *Phys. Rev. Lett.*, 1992, **68**(18), 2806–2809.
- 11 A. Ward, D. A. Broido, D. A. Stewart and G. Deinzer, Ab initio theory of the lattice thermal conductivity in diamond, *Phys. Rev. B: Condens. Matter Mater. Phys.*, 2009, **80**(12), 125203.
- 12 J. H. Seol, I. Jo, A. L. Moore, L. Lindsay, Z. H. Aitken, M. T. Pettes, X. Li, Z. Yao, R. Huang, D. Broido, N. Mingo, R. S. Ruoff and L. Shi, Two-Dimensional Phonon Transport in Supported Graphene, *Science*, 2010, **328**(5975), 213–216.
- 13 L. Lindsay, D. A. Broido and N. Mingo, Flexural phonons and thermal transport in graphene, *Phys. Rev. B: Condens. Matter Mater. Phys.*, 2010, **82**(11), 115427.
- 14 D. Nika, E. Pokatilov, A. Askerov and A. Balandin, *Phonon Thermal Conduction in Graphene*, 2008.
- 15 A. Balandin, D. Nika, E. Pokatilov and A. Askerov, *Comment on 'First principles calculation of lattice thermal conductivity in mono- and bi-layer graphene'*, 2009, arXiv:0902.0642.
- 16 K. Chen, B. Song, N. K. Ravichandran, Q. Zheng, X. Chen, H. Lee, H. Sun, S. Li, G. A. G. Udalamatta Gamage, F. Tian, Z. Ding, Q. Song, A. Rai, H. Wu, P. Koirala, A. J. Schmidt, K. Watanabe, B. Lv, Z. Ren, L. Shi, D. G. Cahill, T. Taniguchi, D. Broido and G. Chen, Ultrahigh thermal conductivity in isotope-enriched cubic boron nitride, *Science*, 2020, **367**(6477), 555–559.
- 17 R. Muthaiah and J. Garg, Strain tuned high thermal conductivity in boron phosphide at nanometer length scales – a first-principles study, *Phys. Chem. Chem. Phys.*, 2020, **22**(36), 20914–20921.
- 18 Q. Zheng, S. Li, C. Li, Y. Lv, X. Liu, P. Y. Huang, D. A. Broido, B. Lv and D. G. Cahill, High Thermal Conductivity in Isotopically Enriched Cubic Boron Phosphide, *Adv. Funct. Mater.*, 2018, **28**(43), 1805116.
- 19 J. S. Kang, H. Wu and Y. Hu, Thermal Properties and Phonon Spectral Characterization of Synthetic Boron Phosphide for High Thermal Conductivity Applications, *Nano Lett.*, 2017, **17**(12), 7507–7514.
- 20 L. Lindsay, D. A. Broido and T. L. Reinecke, First-Principles Determination of Ultrahigh Thermal Conductivity of Boron Arsenide: A Competitor for Diamond?, *Phys. Rev. Lett.*, 2013, **111**(2), 025901.
- 21 F. Tian, B. Song, X. Chen, N. K. Ravichandran, Y. Lv, K. Chen, S. Sullivan, J. Kim, Y. Zhou, T.-H. Liu, M. Goni, Z. Ding, J. Sun, G. A. G. Udalamatta Gamage, H. Sun, H. Ziyadee, S. Huyan, L. Deng, J. Zhou, A. J. Schmidt, S. Chen, C.-W. Chu, P. Y. Huang, D. Broido, L. Shi, G. Chen and Z. Ren, Unusual high thermal conductivity in boron arsenide bulk crystals, *Science*, 2018, **361**(6402), 582–585.
- 22 S. Nayeab Sadeghi, S. M. Vaez Allaei, M. Zebarjadi and K. Esfarjani, Ultra-high lattice thermal conductivity and the effect of pressure in superhard hexagonal  $\text{BC}_2\text{N}$ , *J. Mater. Chem. C*, 2020, **21**(31), 17306–17313.
- 23 A. Shafique and Y.-H. Shin, Ultrahigh and anisotropic thermal transport in the hybridized monolayer ( $\text{BC}_2\text{N}$ ) of boron nitride and graphene: a first-principles study, *Phys. Chem. Chem. Phys.*, 2019, **21**(31), 17306–17313.
- 24 P. Giannozzi, S. Baroni, N. Bonini, M. Calandra, R. Car, C. Cavazzoni, D. Ceresoli, G. L. Chiarotti, M. Cococcioni, I. Dabo, A. Dal Corso, S. de Gironcoli, S. Fabris, G. Fratesi, R. Gebauer, U. Gerstmann, C. Gougoussis, A. Kokalj,





- M. Lazzeri, L. Martin-Samos, N. Marzari, F. Mauri, R. Mazzarello, S. Paolini, A. Pasquarello, L. Paulatto, C. Sbraccia, S. Scandolo, G. Sciauzero, A. P. Seitsonen, A. Smogunov, P. Umari and R. M. Wentzcovitch, QUANTUM ESPRESSO: a modular and open-source software project for quantum simulations of materials, *J. Phys.: Condens. Matter*, 2009, **21**(39), 395502.
- 25 D. M. Ceperley and B. J. Alder, Ground State of the Electron Gas by a Stochastic Method, *Phys. Rev. Lett.*, 1980, **45**(7), 566–569.
- 26 H. J. Monkhorst and J. D. Pack, Special points for Brillouin-zone integrations, *Phys. Rev. B: Solid State*, 1976, **13**(12), 5188–5192.
- 27 D. H. Chung and W. R. Buessem, The Voigt-Reuss-Hill (VRH) Approximation and the Elastic Moduli of Polycrystalline ZnO, TiO<sub>2</sub> (Rutile), and  $\alpha$ -Al<sub>2</sub>O<sub>3</sub>, *J. Appl. Phys.*, 1968, **39**(6), 2777–2782.
- 28 L. Paulatto, I. Errea, M. Calandra and F. Mauri, First-principles calculations of phonon frequencies, lifetimes, and spectral functions from weak to strong anharmonicity: the example of palladium hydrides, *Phys. Rev. B: Condens. Matter Mater. Phys.*, 2015, **91**(5), 054304.
- 29 J. Garg, N. Bonini and N. Marzari, First-Principles Determination of Phonon Lifetimes, Mean Free Paths, and Thermal Conductivities in Crystalline Materials: Pure Silicon and Germanium, in *Length-Scale Dependent Phonon Interactions*, ed. S. L. Shindé and G. P. Srivastava, Springer New York, New York, NY, 2014, pp. 115–136.
- 30 G. Fugallo, M. Lazzeri, L. Paulatto and F. Mauri, Ab initio variational approach for evaluating lattice thermal conductivity, *Phys. Rev. B: Condens. Matter Mater. Phys.*, 2013, **88**(4), 045430.
- 31 G. P. Srivastava, *The Physics of Phonons*, Taylor & Francis, 1990.
- 32 L. Paulatto, F. Mauri and M. Lazzeri, Anharmonic properties from a generalized third-order *ab initio* approach: theory and applications to graphite and graphene, *Phys. Rev. B: Condens. Matter Mater. Phys.*, 2013, **87**(21), 214303.
- 33 H. B. G. Casimir, Note on the conduction of heat in crystals, *Physica*, 1938, **5**(6), 495–500.
- 34 I. Etxebarria, J. M. Perez-Mato and G. Madariaga, Lattice dynamics, structural stability, and phase transitions in incommensurate and commensurate A<sub>2</sub>BX<sub>4</sub> materials, *Phys. Rev. B: Condens. Matter Mater. Phys.*, 1992, **46**(5), 2764–2774.
- 35 F. Mouhat and F.-X. Coudert, Necessary and sufficient elastic stability conditions in various crystal systems, *Phys. Rev. B: Condens. Matter Mater. Phys.*, 2014, **90**(22), 224104.
- 36 J. Vanhellefont, A. K. Swarnakar and O. Van der Biest, Temperature Dependent Young's Modulus of Si and Ge, *ECS Trans.*, 2014, **64**(11), 283–292.
- 37 E. SCHREIBER and N. SOGA, Elastic Constants of Silicon Carbide, *J. Am. Ceram. Soc.*, 1966, **49**(6), 342.
- 38 D. A. Broido, M. Malorny, G. Birner, N. Mingo and D. A. Stewart, Intrinsic lattice thermal conductivity of semiconductors from first principles, *Appl. Phys. Lett.*, 2007, **91**(23), 231922.

