

Excited-State Palladium-Catalyzed 1,2-Spin-Center Shift Enables Selective C-2 Reduction, Deuteration, and Iodination of Carbohydrates

Gaoyuan Zhao,^{‡,1} Wang Yao,^{‡,1} Jaclyn N. Mauro,¹ Ming-Yu Ngai*,^{1,2}

¹Department of Chemistry, State University of New York, Stony Brook, New York, 11794; ²Institute of Chemical Biology and Drug Discovery, State University of New York, Stony Brook, New York 11794.

Supporting Information Placeholder

ABSTRACT: Excited-state catalysis, a process that involves one or more excited catalytic species, has emerged as a powerful tool in organic synthesis because it allows access to the excited-state reaction landscape for the discovery of novel chemical reactivity. Herein, we report the first excited-state palladium-catalyzed 1,2-spin-center shift reaction that enables site-selective functionalization of carbohydrates. The strategy features mild reaction conditions with high levels of regio- and stereoselectivity that tolerate a wide range of functional groups and complex molecular architectures. Mechanistic studies suggest a radical mechanism involving the formation of hybrid palladium species that undergoes a 1,2-spin-center shift followed by the reduction, deuteration, and iodination to afford functionalized 2-deoxy sugars. The new reactivity will provide a general approach for the rapid generation of natural and unnatural carbohydrates.

Visible-light-induced excited-state palladium catalysis has emerged as a promising strategy for developing valuable reactions.¹ Seminal work by Gevorgyan,² Fu,³ and Yu⁴ showed that photoexcited Pd-complexes undergo rapid, radical oxidative addition into aryl/alkyl-halide bonds, forming aryl/alkyl-Pd species with hybrid reactivity in which the closed-shell Pd(II) complex is in equilibrium with an open-shell alkyl radical/Pd(I) intermediate through a reversible photoexcitation/recombination process (Figure 1).⁵ This hybrid reactivity has been exploited in a range of transformations, such as desaturation reactions,^{2a, 6} Mizoroki-Heck reactions,^{2b, 3, 7} difunctionalization of conjugated dienes,⁸ and others.^{4, 9} Despite these recent advances, the application of either ground-state or excited-state Pd-catalysis to mediate 1,2-spin-center shift (SCS)¹⁰ remains elusive. We envisioned that with a functional group such as acyloxy at the β -position, the alkyl radical/Pd(I) species could undergo a 1,2-SCS, accessing a new reaction site for further functionalization (Figure 1).¹¹ The establishment of such reactivity is significant because it will (i) enable unique reactions capable of the rapid generation of molecular complexity and late-stage functionalization of complex molecules; (ii) provide new strategic bond formation that leads to otherwise difficult or unobtainable molecular architecture; and (iii) guide the design and development of new chemical reactions.

Carbohydrates, the most abundant biomolecules, have indispensable roles in a wide range of biological processes, including cell-cell recognition, protein folding, neurobiology, inflammation, and infection.¹² The possibility of modifying sugar structure(s) to enhance or otherwise alter the physiological properties of the parent molecule is therefore highly attractive.¹³ Selective C-2

functionalization of carbohydrates has attracted significant interest because the resulting 2-deoxy sugar derivatives, in which the C-2 hydroxyl group of sugar has been replaced by other functional groups, are ubiquitous in nature and are found in medicine, molecular imaging, cell engineering, and catalysis.¹⁴ Conventional methods to access C-2 functionalized 2-deoxy sugars rely on the derivatization of advanced intermediates such as glycals and 1,2-epoxy- or 1,2-cyclopropyl-sugars.¹⁵ These protocols often involve multi-step precursor syntheses and harsh reaction conditions, and have limited reaction scope. We envisaged that the establishment of excited-state Pd-catalyzed 1,2-SCS reactivity would enable a general, controllable, and selective catalytic strategy for C-2 functionalization of carbohydrates using readily available 1-halosugars.¹⁶

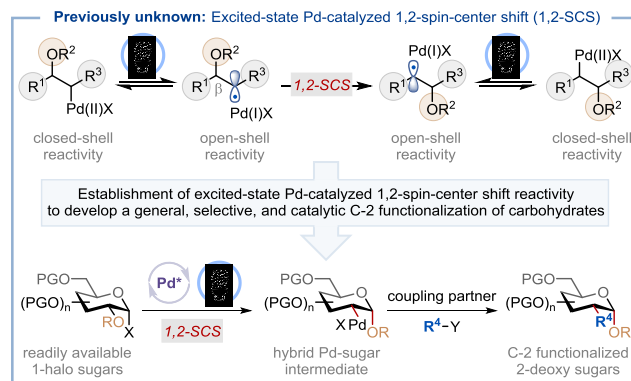


Figure 1. Development and exploitation of excited-state palladium-catalyzed 1,2-spin-center shift for selective C-2 functionalization of carbohydrates.

The mechanistic hypothesis of the proposed transformation is outlined in Figure 2. We envisioned that photoexcited palladium catalyst $[Pd(0)]^*$ undergoes radical oxidative addition with 1-halo sugar **1**, generating the hybrid 1-glycosyl-Pd-X complexes **IIa** and **IIb**.^{2b, 3} The glycosyl radical **IIa** favors the B_{2,5} boat conformation (**IIa**) because of the hyperconjugation between the singly occupied molecular orbital (SOMO) and σ^*_{C-O} orbital of the C-2-OAc group.¹⁷ Such an interaction is more pronounced in glycosyl radicals because the lone pair electron of the endocyclic-O (η_O , anomeric interaction) raises the SOMO energy level. Such an extended anomeric interaction weakens the C-2-OAc bond and promotes the 1,2-SCS through a concerted [2,3]-acyloxy rearrangement with a cyclic five-membered ring transition state **IIIb**,^{11b, 17a} forming the deoxypyranosan-2-yl radical **IVa** that

prefers the $^4\text{C}-1$ chair conformation.¹⁸ Although the anomeric radical is more stable than the secondary alkyl radical, the molecular stability gained from the formation of an anomeric C–O bond in **IVa** drives the desired 1,2-SCS.¹⁹ Under visible-light irradiation, the intermediate **IVa** is in equilibrium with alkyl-Pd(II)X complex **IVb**, which allows access to both open- and closed-shell reactivities. We anticipate that these hybrid Pd species can engage in a wide range of cross-coupling reactions through processes such as (i) transmetalation followed by reductive elimination, or (ii) radical coupling or atom/group transfer followed by reduction of Pd(I)X to furnish the desired C-2 functionalized carbohydrate **2** and regenerate Pd(0) catalyst, completing the catalytic cycle.

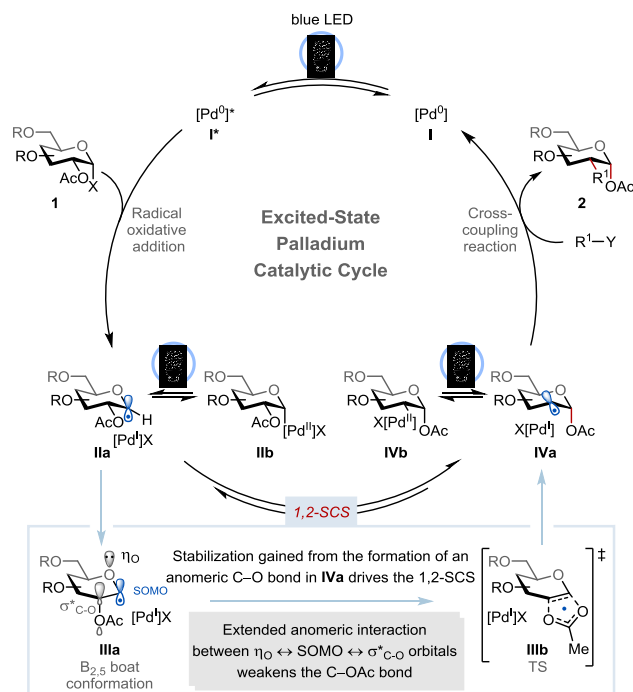


Figure 2. Proposed catalytic cycle for the excited-state Pd-catalyzed C-2 functionalization of carbohydrates.

With this hypothesis in mind, we started our investigations using readily available α -glucosyl bromide (**1a**) as a model substrate. Initial experiments showed that upon exposing **1a** to 24 W blue light-emitting diodes (LED) in the presence of $\text{Pd}(\text{PPh}_3)_4$ (5.00 mol%), *N,N*-diisopropylethylamine (DIPEA, 2.00 equiv) in isopropyl acetate (*i*-PrOAc, 0.05 M) at room temperature for 20 h, we observed 94% yield of α -only product **2a** with >20:1 C-2 selectivity (Table S1, entry 1). The $\text{Pd}(\text{PPh}_3)_4$ catalyst was shown to be critical for the desired reactivity because replacing it with PPh_3 , $\text{Pd}(\text{PPh}_3)\text{Cl}_2$, led to no reaction or significantly lower yield and selectivity (entries 2 & 3). We recognized that the relative rates of the intramolecular 1,2-SCS and the intermolecular hydrogen atom transfer must be controlled to achieve high levels of regioselectivity. It was envisioned that the unique inner-sphere coordination interaction between the Pd catalyst and alkyl radical could stabilize and modulate the reactivity of radical intermediates, thus minimizing the premature C-1 reduction.^{1e, 20} Indeed, the use of other common Ru-, Ir-, and organic-based photoredox catalysts, where inner-sphere coordination is not feasible, proved to be ineffective and afforded the product with low yields and selectivity (entries 4–6). Reactions in acetonitrile were sluggish and were accompanied by the erosion of the regioselectivity (entry 7). Control experiments showed that DIPEA, an oxygen-free environment, and light were all essential for the desired reactivity (entries 8–10).

With the optimized conditions in hand, we next examined the scope of the reaction. In general, a wide range of α -bromosugars afforded the desired 2-deoxy sugars with up to 95% yield and >20:1 regioselectivity (Table 1A).²¹ α -Glucosyl bromides with different ester protecting groups such as acetyl, benzoyl, or pivaloyl worked well (**2a–2c**). Other α -bromosugars, including those derived from acetylated L-fucose, D-xylose, and D-galactose, were also viable substrates (**2d–2f**).²² Substrates with benzyl-, methyl-, and the acid-sensitive *tert*-butyldimethylsilyl-protected C-6 hydroxyl groups were well tolerated, affording the desired products **2g–2i** in 72–91% yields with >20:1 C-2 selectivity. A free C-6 hydroxyl group, which is useful for further functionalization and often serves as a glycosyl acceptor, reacted smoothly and gave product **2j** in 72% yield. A fused ring structure also proved to be compatible with the reaction conditions (**2k**). The structure of the migratory ester group has little effect on the reaction efficiency because C-2 esters substituted with alkyl, aryl, or heteroaryl groups underwent excited-state Pd-catalyzed 1,2-SCS smoothly, forming the corresponding products **2l–2q** in 74–90% yields. A melibiose derivative gave the desired 2-deoxydisaccharide **2r** in 89% yield. Notably, the reaction affords the α -2-deoxyglycosides exclusively, and the corresponding β -isomers were not observed.

The synthetic utility of this process is further highlighted by its amenability to (i) a late-stage modification of functionally dense natural product- and drug-conjugated sugar derivatives and (ii) the synthesis of deuterated 2-deoxy sugars (Table 1). For example, α -Bromoglucose derivatives of oleanolic acid, Indomethacin, Probenecid, Bezafibrate, Febuxostat, Zaltoprofen, Ibuprofen, and Adapalene reacted and afforded the desired products **2s–2z** in good yields and excellent levels of regioselectivity, demonstrating that the method can be used in the preparation of pharmaceutically relevant compounds. Furthermore, deuterium-labeled sugars are versatile probes for the study of biological processes such as metabolic and biosynthetic pathways,²³ and useful chiral building blocks for the synthesis of chiral deuterated precursors of bioactive molecules.²⁴ Using *d*₈-THF as the solvent and Cs_2CO_3 as the base under otherwise identical reaction conditions, we successfully obtained a series of (2-²H₁)-2-deoxy sugars *d*-**2a**, *d*-**2d**, *d*-**2e**, *d*-**2i**, *d*-**2k**, and *d*-**2r** in yields of 88–98% and with high levels of regioselectivity and deuterium incorporation (Table 1B).

The reaction can be further extended to the synthesis of 2-iodo-2-deoxy sugars using α -iodosugars as starting materials (Table 1C). For example, α -iodosugar derivatives of D-galactose, D-glucose, L-fucose, and D-xylose were converted to the corresponding 2-iodo-2-deoxy sugars **4a–4d** with good yields and up to >20:1 equatorial/axial selectivity. The electronic nature of the migrating group had a negligible impact on reaction efficiency and stereoselectivity, as demonstrated by substrates **3e–3f** that afforded the desired products **4e–4f** in similar yields and diastereoselectivity. Disaccharide and D-galactose derivatives of pharmaceuticals such as Ibuprofen, Probenecid, Febuxostat, and Zaltoprofen could be used to generate the corresponding products **4h–4l** with >20:1 equatorial/axial ratios in good yield. Notably, other photocatalysts such as $\text{Ru}(\text{bpy})_3^{2+}$, $\text{Ir}(\text{ppy})_3$, and Eosin Y failed to catalyze this iodination reaction. Given that 2-iodo-2-deoxy sugars are (i) excellent glycosyl donors that control the stereochemistry of the newly formed glycosidic bond²⁵ and (ii) versatile intermediates for further sugar derivatizations,²⁶ our protocol will find a useful application in the synthesis of complex glycans for the discovery and development of new bioactive compounds.

Table 1. Scope of C-2 reduction, deuteration, and iodination of α -glycosyl halides via excited-state Pd-catalysis.^a

<p> $\text{X} = \text{Br}: \mathbf{1a-1z}$ $\text{X} = \text{I}: \mathbf{3a-3l}$ </p>		<p>Reduction conditions</p> <p> $\text{Pd}(\text{PPh}_3)_4$ (5.00 mol%) DIPEA (2.00 equiv.) <i>i</i>PrOAc (0.05 M) 24 W Blue LED, rt, 20 h </p>	<p>Deuteration conditions</p> <p> $\text{Pd}(\text{PPh}_3)_4$ (5.00 mol%) Cs_2CO_3 (2.00 equiv.) d_8-THF (0.05 M) 24 W Blue LED, rt, 20 h </p>	<p>Iodination conditions</p> <p> $\text{Pd}(\text{PPh}_3)_4$ (5.00 mol%) Cs_2CO_3 (25 mol%) $^t\text{BuOH}$ (0.1 M) 24 W Blue LED, rt, 2 h </p>
<p>(A) Selected examples of 2-deoxy sugars</p>				
 2a , 94%, (> 20:1)	 2b , 95%, (> 20:1)	 2c , 71%, (> 20:1)	 2d , 73%, (> 20:1)	 2e , 85%, (> 20:1)
 2g , 72%, (> 20:1)	 2h , 81%, (> 20:1)	 2i , 91%, (> 20:1)	 2j , 72%, (> 20:1)	 2k , 87%, (> 20:1)
 2m , 83%, (> 20:1)	 2n , 82%, (> 20:1)	 2o , 77%, (14:1)	 2p , 77%, (> 20:1)	 2q , 74%, (> 20:1)
 2r , 89%, (> 20:1)	<p>Selected examples of natural product/drug derivatives</p>			
 2s , 65%, (> 20:1) Oleanolic acid derivative	 2t , 75%, (14:1) Indomethacin derivative	 2u , 60%, (> 20:1) Probenecid derivative	 2v , 70%, (> 20:1) Bezafibrate derivative	
 2w , 88%, (> 20:1) Febuxostat derivative	 2x , 56%, (> 20:1) Zaltoprofen derivative	 2y , 84%, (> 20:1) Ibuprofen derivative	 2z , 64%, (> 20:1) Adapalene derivative	
<p>(B) Selected examples of (2-²H₁)-2-deoxy sugars</p>				
 d-2a , 88%, (8:1) 88%D	 d-2d , 98%, (10:1) 92%D	 d-2e , 88%, (10:1) 82%D	 d-2i , 89%, (12:1) 85%D	 d-2k , 95%, (8.5:1) 75%D
 d-2r , 90%, (12:1) 73%D	<p>(C) Selected examples of 2-iodo-2-deoxy sugars</p>			
 4a , 79%, [> 20:1]	 4b , 83%, [2.8:1]	 4c , 81%, [> 20:1]	 4d , 78%, [1.2:1]	<p> $\text{R}^1 = 4\text{-CF}_3\text{PhC(O)}$, 4e, 76% yield, [>10:1]^b $\text{R}^1 = \text{PhC(O)}$, 4f, 78% yield, [>10:1]^b $\text{R}^1 = 4\text{-MeOPhC(O)}$, 4g, 71% yield, [>10:1]^b </p>
 4h , 75%, [2.8:1]	<p>Selected examples of natural product/drug derivatives</p>			
 3i , Ibuprofen derivative	 4i , 81%, [> 20:1]	 3j , Probenecid derivative	 4j , 74%, [> 20:1] ^b	
 3k , Febuxostat derivative	 4k , 63%, [> 20:1] ^b	 3l , Zaltoprofen derivative	 4l , 59%, [> 20:1] ^b	

^aSee Supporting Information for experimental details. ^b% of deuterium incorporation, C-2:C-1 ratio, and equatorial:axial (eq:ax) ratio were determined by ¹H-NMR. ^bBenzene instead of ^tBuOH was used as a solvent.

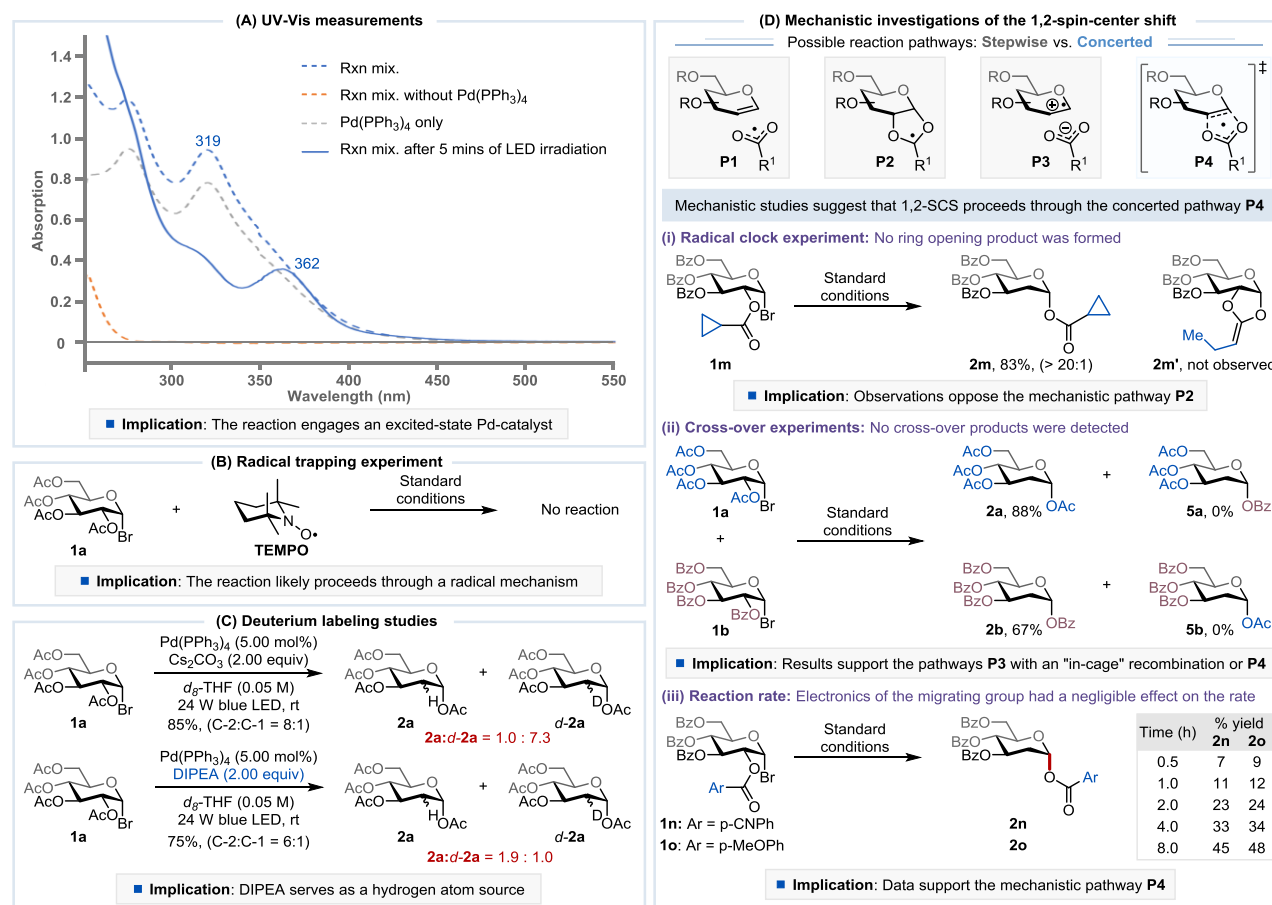


Figure 3. Mechanistic studies of excited-state Pd-catalyzed C-2 functionalization of carbohydrates. See Supporting Information for experimental details. % of deuterium incorporation, C-2:C-1 ratio, and reaction yields were determined by ^1H -NMR using CH_2Br_2 as an internal standard.

Our mechanistic hypothesis of the excited-state Pd-catalyzed C-2 functionalization of carbohydrates depicted in Figure 2 is supported by UV-Vis measurements, Stern-Volmer quenching studies, radical trapping experiments, deuterium labeling studies, quantum yield measurements, radical clock and cross-over experiments, and kinetic studies (Figure 3). UV-Vis measurements showed the absence of any reaction between the acetylated α -glucosyl bromide (**1a**) and the ground-state $\text{Pd}(\text{PPh}_3)_4$ (Figure 3A). Irradiation of the reaction mixture with blue LED light for 5 min, however, led to a significant bathochromic shift ($\Delta\lambda_{\text{abs}} = 43$ nm) with a λ_{abs} at 362 nm. The UV-Vis data suggested that an excited $\text{Pd}(\text{PPh}_3)_4$ catalyst readily undergoes a radical oxidative addition with **1a**, generating a putative Pd(II)-species.⁴ Stern-Volmer quenching studies demonstrated that only 1-halosugar quenches the excited $\text{Pd}(\text{PPh}_3)_4$ (Fig. S2). The radical nature of the reaction is further supported by a radical trapping experiment (Figure 3B). Deuterium labeling studies where Cs_2CO_3 was replaced by DIPEA under deuteration reaction conditions shifted the **2a**:**d-2a** ratio from 1.0:7.3 to 1.9:1.0, showing that DIPEA serves as a hydrogen atom donor (Figure 3C). Because the quantum yields of the C-2 reduction and iodination reactions were 0.09 and 0.24, respectively, an extended radical chain propagation is unlikely under our reaction conditions (Fig. S9 and Fig. S10).

The key 1,2-spin-center shift involving the acyloxy migration may proceed through one of the following reaction pathways: (**P1**) fragmentation to an acyloxy radical and an alkene with subsequent recombination; (**P2**) formation of a cyclic 1,3-dioxolanyl radical followed by ring-opening; (**P3**) fragmentation to an alkene radical cation and an acyloxy anion followed by

recombination; or (**P4**) a concerted process involving a cyclic five-membered ring transition state (Figure 3D).^{11b} The **P1** pathway can be eliminated because the decarboxylation of an acyloxy radical ($k = 10^9 \text{ s}^{-1}$)²⁷ is much faster than the migration ($k = 10^2 \text{ s}^{-1}$),¹⁹ and no decarboxylation was observed in the reaction. Pathway **P2** is also unlikely because a radical clock experiment using a substrate bearing the cyclopropyl acetate group (**1m**) afforded the desired product **2m** without the formation of a ring-opening side product **2m'**. No cross-over products **5a** and **5b** were formed in cross-over experiments using substrates **1a** and **1b**, indicating that the reaction could proceed through either pathway **P3** with an "in-cage" recombination or pathway **P4**. Since the electronics of the migrating group has a negligible effect on the reaction rate, the acyloxy migration most likely proceeds through the natural, concerted pathway **P4**, and this agrees with the DFT calculations.²⁸

In summary, we established and exploited the first excited-state Pd-catalyzed 1,2-SCS reaction for the synthesis of C-2 functionalized carbohydrates from readily available 1-halosugars. The reaction features high levels of regio- and stereoselectivity, broad substrate scope, and mild reaction conditions that tolerate a wide range of functional groups and complex molecular structures. Detailed mechanistic studies suggest a non-chain radical reaction mechanism involving an excited Pd catalytic species and a 1,2-SCS *via* a concerted [2,3]-acyloxy rearrangement. Given the versatile reactivity of Pd catalysts in carbon-carbon and carbon-heteroatom bond forming reactions, we anticipate that our strategy will (i) offer a general, catalytic approach for the C-2 selective functionalization of carbohydrates

to access a wide array of unexplored carbohydrate mimics, establish tools that tackle fundamental questions in glycobiology, and aid the discovery and development of new therapeutics; and (ii) guide the design and development of new synthetic strategies beyond carbohydrate chemistry.

ASSOCIATED CONTENT

Supporting Information

Experimental details and characterization data for all new compounds. This material is available free of charge via the Internet at <http://pubs.acs.org>.

AUTHOR INFORMATION

Corresponding Author

ming-yu.ngai@stonybrook.edu

Author Contributions

*These authors contributed equally.

Notes

This paper is dedicated to Prof. Barry M. Trost on the occasion of his 80th birthday. The authors declare no competing financial interests.

ACKNOWLEDGMENT

The research reported in this publication was supported by the National Institutes of Health (NIH) under award number R35 GM119652 and National Science Foundation (NSF) CAREER Award under the award number CHE1848463. The Shimadzu UPLC/MS used for portions of this work were purchased with funds from NIGMS equipment administrative supplement, Shimadzu Scientific Instruments grant, and Office of the Vice President for Research at Stony Brook University. We thank Mr. Chaudhary Harris for editing the manuscript.

REFERENCES

- (1) For selected reviews, see: (a) Chuentragool, P.; Kurandina, D.; Gevorgyan, V., Catalysis with Palladium Complexes Photoexcited by Visible Light. *Angew. Chem. Int. Ed.* **2019**, *58*, 11586-11598; (b) Kurandina, D.; Chuentragool, P.; Gevorgyan, V., Transition-Metal-Catalyzed Alkyl Heck-Type Reactions. *Synthesis* **2019**, *51*, 985; (c) Kancherla, R.; Muralirajan, K.; Arunachalam, S.; Rueping, M., Visible Light-Induced Excited-State Transition-Metal Catalysis. *Trends in Chemistry* **2019**, *1*, 510-523; (d) Zhou, W.-J.; Cao, G.-M.; Zhang, Z.-P.; Yu, D.-G., Visible Light-Induced Palladium-Catalysis in Organic Synthesis. *Chem. Lett.* **2019**, *48*, 181-191; (e) Cheng, W.-M.; Shang, R., Transition Metal-Catalyzed Organic Reactions under Visible Light: Recent Developments and Future Perspectives. *ACS Catal.* **2020**, *10*, 9170-9196.
- (2) (a) Parasram, M.; Chuentragool, P.; Sarkar, D.; Gevorgyan, V., Photoinduced Formation of Hybrid Aryl Pd-Radical Species Capable of 1,5-HAT: Selective Catalytic Oxidation of Silyl Ethers into Silyl Enol Ethers. *J. Am. Chem. Soc.* **2016**, *138*, 6340-6343; (b) Kurandina, D.; Parasram, M.; Gevorgyan, V., Visible Light-Induced Room-Temperature Heck Reaction of Functionalized Alkyl Halides with Vinyl Arenes/Heteroarenes. *Angew. Chem. Int. Ed.* **2017**, *56*, 14212-14216.
- (3) Wang, G.-Z.; Shang, R.; Cheng, W.-M.; Fu, Y., Irradiation-Induced Heck Reaction of Unactivated Alkyl Halides at Room Temperature. *J. Am. Chem. Soc.* **2017**, *139*, 18307-18312.
- (4) Zhou, W. J.; Cao, G. M.; Shen, G.; Zhu, X. Y.; Gui, Y. Y.; Ye, J. H.; Sun, L.; Liao, L. L.; Li, J.; Yu, D. G., Visible-Light-Driven Palladium-Catalyzed Radical Alkylation of C-H Bonds with Unactivated Alkyl Bromides. *Angew. Chem. Int. Ed.* **2017**, *56*, 15683-15687.
- (5) Pd(I)/radical intermediates were proposed in some ground-state Pd-catalyzed reactions. For selected reviews, see: (a) Liu, Q.; Dong, X.; Li, J.; Xiao, J.; Dong, Y.; Liu, H., Recent Advances on Palladium Radical Involved Reactions. *ACS Catal.* **2015**, *5*, 6111-6137; for selected examples, see: (b) Bloome, K. S.; McMahan, R. L.; Alexanian, E. J., Palladium-Catalyzed Heck-Type Reactions of Alkyl Iodides. *J. Am. Chem. Soc.* **2011**, *133*, 20146-20148; (c) Xiao, B.; Liu, Z.-J.; Liu, L.; Fu, Y., Palladium-Catalyzed C-H Activation/Cross-Coupling of Pyridine N-Oxides with Nonactivated Secondary Alkyl Bromides. *J. Am. Chem. Soc.* **2013**, *135*, 616-619; (d) Feng, Z.; Min, Q. Q.; Xiao, Y. L.; Zhang, B.; Zhang, X., Palladium-Catalyzed Difluoroalkylation of Aryl Boronic Acids: A New Method for the Synthesis of Aryldifluoromethylated Phosphonates and Carboxylic Acid Derivatives. *Angew. Chem. Int. Ed.* **2014**, *53*, 1669-1673; (e) Peacock, D. M.; Roos, C. B.; Hartwig, J. F., Palladium-Catalyzed Cross Coupling of Secondary and Tertiary Alkyl Bromides with a Nitrogen Nucleophile. *ACS Cent. Sci.* **2016**, *2*, 647-652; (f) Wang, C.; Dong, G., Direct B-Alkylation of Ketones and Aldehydes Via Pd-Catalyzed Redox Cascade. *J. Am. Chem. Soc.* **2018**, *140*, 6057-6061.
- (6) (a) Parasram, M.; Chuentragool, P.; Wang, Y.; Shi, Y.; Gevorgyan, V., General, Auxiliary-Enabled Photoinduced Pd-Catalyzed Remote Desaturation of Aliphatic Alcohols. *J. Am. Chem. Soc.* **2017**, *139*, 14857-14860; (b) Chuentragool, P.; Parasram, M.; Shi, Y.; Gevorgyan, V., General, Mild, and Selective Method for Desaturation of Aliphatic Amines. *J. Am. Chem. Soc.* **2018**, *140*, 2465-2468; (c) Cheng, W. M.; Shang, R.; Fu, Y., Irradiation-Induced Palladium-Catalyzed Decarboxylative Desaturation Enabled by a Dual Ligand System. *Nat. Commun.* **2018**, *9*, 5215.
- (7) (a) Kurandina, D.; Rivas, M.; Radzhabov, M.; Gevorgyan, V., Heck Reaction of Electronically Diverse Tertiary Alkyl Halides. *Org. Lett.* **2018**, *20*, 357-360; (b) Wang, G.-Z.; Shang, R.; Fu, Y., Irradiation-Induced Palladium-Catalyzed Decarboxylative Heck Reaction of Aliphatic N-(Acyloxy) Phthalimides at Room Temperature. *Org. Lett.* **2018**, *20*, 888-891; (c) Koy, M.; Sandfort, F.; Tlahuext-Aca, A.; Quach, L.; Daniliuc, C. G.; Glorius, F., Palladium-Catalyzed Decarboxylative Heck-8Type Coupling of Activated Aliphatic Carboxylic Acids Enabled by Visible Light. *Chem. - Eur. J.* **2018**, *24*, 4552-4555; (d) Kancherla, R.; Muralirajan, K.; Maity, B.; Zhu, C.; Krach, P. E.; Cavallo, L.; Rueping, M., Oxidative Addition to Palladium(0) Made Easy through Photoexcited-State Metal Catalysis: Experiment and Computation. *Angew. Chem. Int. Ed.* **2019**, *58*, 3412-3416; (e) Chuentragool, P.; Yadagiri, D.; Morita, T.; Sarkar, S.; Parasram, M.; Wang, Y.; Gevorgyan, V., Aliphatic Radical Relay Heck Reaction at Unactivated C (Sp³)-H Sites of Alcohols. *Angew. Chem. Int. Ed.* **2019**, *58*, 1794-1798.
- (8) (a) Huang, H.-M.; Koy, M.; Serrano, E.; Pflüger, P. M.; Schwarz, J. L.; Glorius, F., Catalytic Radical Generation of Π -Allylpalladium Complexes. *Nat. Catal.* **2020**, *3*, 393-400; (b) Huang, H.-M.; Bellotti, P.; Pflueger, P. M.; Schwarz, J. L.; Heidrich, B.; Glorius, F., A Three-Component, Interrupted Radical Heck/Allylic Substitution Cascade Involving Unactivated Alkyl Bromides. *J. Am. Chem. Soc.* **2020**, *142*, 10173-10183; (c) Shing Cheung, K. P.; Kurandina, D.; Yata, T.; Gevorgyan, V., Photoinduced Palladium-Catalyzed Carbofunctionalization of Conjugated Dienes Proceeding Via Radical-Polar Crossover Scenario: 1,2-Aminoalkylation and Beyond. *J. Am. Chem. Soc.* **2020**, *142*, 9932-9937.
- (9) (a) Ratushnyy, M.; Parasram, M.; Wang, Y.; Gevorgyan, V., Palladium-Catalyzed Atom-Transfer Radical Cyclization at Remote Unactivated C(Sp³)-H Sites: Hydrogen-Atom Transfer of Hybrid Vinyl Palladium Radical Intermediates. *Angew. Chem. Int. Ed.* **2018**, *57*, 2712-2715; (b) Cheng, W.-M.; Shang, R.; Fu, Y., Irradiation-Induced Palladium-Catalyzed Decarboxylative Desaturation Enabled by a Dual Ligand System. *Nat. Commun.* **2018**, *9*, 1-9; (c) Koy, M.; Bellotti, P.; Katzenburg, F.; Daniliuc, C. G.; Glorius, F., Synthesis of All-Carbon Quaternary Centers by Palladium-Catalyzed Olefin Dicarbofunctionalization. *Angew. Chem. Int. Ed.* **2020**, *59*, 2375-2379; (d) Ratushnyy, M.; Kvasovs, N.; Sarkar, S.; Gevorgyan, V., Visible-Light-Induced Palladium-Catalyzed Generation of Aryl Radicals from Aryl Triflates. *Angew. Chem. Int. Ed.* **2020**, *59*, 10316-10320.
- (10) Spin-center shift is broadly defined as shifting the position of the radical center to another atom in the course of the reaction. For selected review, see: (a) Wessig, P.; Muehling, O., Spin-Center Shift (SCS)-A Versatile Concept in Biological and Synthetic Chemistry. *Eur. J. Org. Chem.* **2007**, *2007*, 2219-2232; for selected recent examples, see: (b) Jin, J.; MacMillan, D. W., Alcohols as Alkylating Agents in Heteroarene C-H Functionalization. *Nature* **2015**, *525*, 87-90; (c) Nacsa, E. D.; MacMillan, D. W., Spin-Center Shift-Enabled Direct Enantioselective α -Benzoylation of Aldehydes with Alcohols. *J. Am. Chem. Soc.* **2018**, *140*, 3322-3330; (d) Dimakos, V.; Gorelik, D.; Su, H. Y.; Garrett, G. E.; Hughes, G.; Shibayama, H.; Taylor, M. S., Site-Selective Redox Isomerizations of Furanosides Using a Combined Arylboronic Acid/Photoredox Catalyst System. *Chem. Sci.* **2020**, *11*, 1531-1537.

- (11) (a) Tanner, D. D.; Law, F. C., Free-Radical Acetoxy Group Migration. *J. Am. Chem. Soc.* **1969**, *91*, 7535-7537; (b) Beckwith, A. L. J.; Crich, D.; Duggan, P. J.; Yao, Q., Chemistry of β -(Acyloxy)Alkyl and β -(Phosphatoxy)Alkyl Radicals and Related Species: Radical and Radical Ionic Migrations and Fragmentations of Carbon–Oxygen Bonds. *Chem. Rev.* **1997**, *97*, 3273-3312.
- (12) Varki, A., Essentials of Glycobiology. /Edited by Varki, A.; Cummings, R. D.; Esko, J. D.; Stanley, P.; Hart, G. W.; Aebi, M.; Darvill, A. G.; Kinoshita, T.; Packer, N. H.; Prestegard, J. H.; Schnaar, R. L.; Seeberger, P. H. Cold Spring Harbor Press: 2017.
- (13) (a) Ernst, B.; Magnani, J. L., From Carbohydrate Leads to Glycomimetic Drugs. *Nat. Rev. Drug Discovery* **2009**, *8*, 661-677; (b) Fernández-Tejada, A.; Cañada, F. J.; Jiménez-Barbero, J., Recent Developments in Synthetic Carbohydrate-Based Diagnostics, Vaccines, and Therapeutics. *Chem. - Eur. J.* **2015**, *21*, 10616-10628.
- (14) (a) Lu, S.; Li, X.; Wang, A., A New Chiral Diphosphine Ligand and Its Asymmetric Induction in Catalytic Hydroformylation of Olefins. *Catal. Today* **2000**, *63*, 531-536; (b) Hang, H. C.; Bertozzi, C. R., Ketone Isosteres of 2-*N*-Acetamidoglycans as Substrates for Metabolic Cell Surface Engineering. *J. Am. Chem. Soc.* **2001**, *123*, 1242-1243; (c) De Lederkremer, R. M.; Marino, C., Deoxy Sugars: Occurrence and Synthesis. *Adv. Carbohydr. Chem. Biochem.* **2007**, *61*, 143-216; (d) Pajak, B.; Siwiak, E.; Sołtyka, M.; Priebe, A.; Zieliński, R.; Fokt, I.; Ziemniak, M.; Jaśkiewicz, A.; Borowski, R.; Domoradzki, T., 2-Deoxy-D-Glucose and Its Analogs: From Diagnostic to Therapeutic Agents. *Int. J. Mol. Sci.* **2020**, *21*, 234.
- (15) (a) Inghardt, T.; Frejd, T., Oxirane Ring Opening of Anhydrosugars with Alkynyl- and Alkenylaluminates. *Synthesis* **1990**, *1990*, 285-291; (b) Harvey, J. E.; Hewitt, R. J.; Moore, P. W.; Somarathne, K. K., Reactions of 1,2-Cyclopropyl Carbohydrates. *Pure Appl. Chem.* **2014**, *86*, 1377-1399; (c) Bennett, C. S.; Galan, M. C., Methods for 2-Deoxyglycoside Synthesis. *Chem. Rev.* **2018**, *118*, 7931-7985.
- (16) Although C-2 reduction of 1-bromosugars using a stoichiometric amount of tin hydride/bulky tris(trimethylsilyl)silane and a radical initiator are known, a selective, catalytic process remains elusive. (a) Giese, B.; Gröninger, K. S.; Witzel, T.; Korth, H. G.; Sustmann, R., Synthesis of 2-Deoxy Sugars. *Angew. Chem. Int. Ed.* **1987**, *26*, 233-234; (b) Giese, B.; Kopping, B.; Chatgililoglu, C., Tris(Trimethylsilyl)Silane as Mediator in Organic Synthesis Via Radicals. *Tetrahedron Lett.* **1989**, *30*, 681-684; (c) Guiard, J.; Rahali, Y.; Praly, J. P., NaBH₄CN: A Janus Substitute for Tin-Free Radical-Based Reactions. *Eur. J. Org. Chem.* **2014**, *2014*, 4461-4466.
- (17) (a) Dupuis, J.; Giese, B.; Rügge, D.; Fischer, H.; Korth, H. G.; Sustmann, R., Conformation of Glycosyl Radicals: Radical Stabilization by β -CO Bonds. *Angew. Chem. Int. Ed.* **1984**, *23*, 896-898; (b) Abe, H.; Shuto, S.; Matsuda, A., Highly A- and B-Selective Radical C-Glycosylation Reactions Using a Controlling Anomeric Effect Based on the Conformational Restriction Strategy. A Study on the Conformation–Anomeric Effect–Stereoselectivity Relationship in Anomeric Radical Reactions. *J. Am. Chem. Soc.* **2001**, *123*, 11870-11882.
- (18) Korth, H.-G.; Sustmann, R.; Gröninger, K. S.; Witzel, T.; Giese, B., Electron Spin Resonance Spectroscopic Investigation of Carbohydrate Radicals. Part 3. Conformation in Deoxypyranosan-2-, -3-, and -4-yl Radicals. *J. Chem. Soc., Perkin Trans. 2* **1986**, 1461-1464.
- (19) Korth, H. G.; Sustmann, R.; Groeninger, K. S.; Leisung, M.; Giese, B., Electron Spin Resonance Spectroscopic Investigation of Carbohydrate Radicals. 4. 1, 2-Acyloxy Migration in Pyranosyl Radicals. *J. Org. Chem.* **1988**, *53*, 4364-4369.
- (20) Engl, S.; Reiser, O., Copper Makes the Difference: Visible-Light-Mediated Atom Transfer Radical Addition (ATRA) Reactions of Iodoform with Olefins. *ACS Catal.* **2020**, *10*, 9899-9906.
- (21) In some cases, we observed a trace amount of elimination and/or C-1 reduction side products.
- (22) We also tested mannose derivative where the B_{2,5} boat confirmation is less favorable, we only observed trace amount of C-2 reduction product.
- (23) (a) He, X.; Agnihotri, G.; Liu, H.-w., Novel Enzymatic Mechanisms in Carbohydrate Metabolism. *Chem. Rev.* **2000**, *100*, 4615-4662; (b) Zhang, L.; Shi, L.; Shen, Y.; Miao, Y.; Wei, M.; Qian, N.; Liu, Y.; Min, W., Spectral Tracing of Deuterium for Imaging Glucose Metabolism. *Nat. Biomed. Eng.* **2019**, *3*, 402-413.
- (24) Levy, D. E.; Fügedi, P., *The Organic Chemistry of Sugars*. CRC Press: 2005.
- (25) Roush, W. R.; Bennett, C. E., A Highly Stereoselective Synthesis of 2-Deoxy- β -Glycosides Using 2-Deoxy-2-Iodo-Glucopyranosyl Acetate Donors. *J. Am. Chem. Soc.* **1999**, *121*, 3541-3542.
- (26) (a) Yang, X.; Fu, B.; Yu, B., Total Synthesis of Landomycin a, a Potent Antitumor Angucycline Antibiotic. *J. Am. Chem. Soc.* **2011**, *133*, 12433-12435; (b) Peng, P.; Liu, H.; Gong, J.; Nicholls, J. M.; Li, X., A Facile Synthesis of Sialylated Oligolactosamine Glycans from Lactose via the Lafont Intermediate. *Chem. Sci.* **2014**, *5*, 3634-3639.
- (27) Hilborn, J. W.; Pincock, J. A., Rates of Decarboxylation of Acyloxy Radicals Formed in the Photocleavage of Substituted 1-Naphthylmethyl Alkanoates. *J. Am. Chem. Soc.* **1991**, *113*, 2683-2686.
- (28) Zipse, H., [1, 2]-Acyloxy Shifts in Radicals. A Computational Investigation of Substituent and Solvent Effects. *J. Am. Chem. Soc.* **1997**, *119*, 1087-1093

