

## Ligand-Free Copper(I)-Mediated Cross-Coupling Reactions of Organostannanes with Sulfur Electrophiles

Feng Zhu,<sup>†</sup> Zhenhao Chen,<sup>†</sup> and Maciej A. Walczak\*Cite This: *J. Org. Chem.* 2020, 85, 11942–11951

Read Online

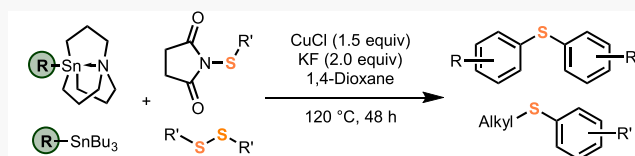
ACCESS |

Metrics &amp; More

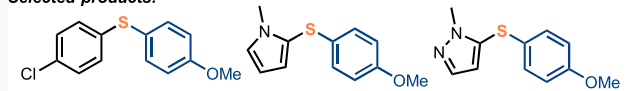
Article Recommendations

Supporting Information

**ABSTRACT:** The synthesis of aryl thioether through the cross-coupling of C–S bond is a highly attractive area of research due to the prevalence of aryl thioether in bioactive natural products, functional materials, agrochemicals, and pharmaceutically active compounds. Herein, we report a ligand-free Cu(I) mediated electrophilic thiolation of organostannanes with sulfur electrophiles. A selective transfer of alkyl groups was achieved in reactions with alkyl carbastannatranes affording congested thioethers. This study offers a unified method to access diaryl and aryl alkyl thioethers and was demonstrated in the context of late-stage modifications..



Selected products:



• ligand-free • inexpensive Cu(I) • heterocyclic scaffolds • aryl and alkyl thioethers

Thioethers are a common structural motif found in bioactive natural products, functional materials, agrochemicals, and pharmaceutically active compounds.<sup>1</sup> S-Aryl fragments are becoming privileged architectures in commercial pharmaceuticals exemplified by montelukast,<sup>2a</sup> nelfinavir,<sup>2b</sup> retapamulin,<sup>2c</sup> amoxicillin,<sup>2d</sup> axitinib,<sup>2e</sup> nolatrexed,<sup>2f</sup> and ticagrelor<sup>2g</sup> (Figure 1). Therefore, the search for methods to construct a C–S bond beyond direct nucleophilic substitution is an active research area catering small-molecule and materials synthesis.<sup>3</sup> Among various synthetic approaches described to date, transition metal catalyzed cross-coupling reactions are a useful strategy for C–S bond construction because of the availability of a diverse pool of thiols and aryl halides or pseudohalides (Scheme 1A).<sup>4</sup> Nevertheless, most of the reported methods require a strong base additive, high catalyst loadings, and air-sensitive ligands designed for specific applications. Elevated temperatures are also needed to promote the reaction owing to strong chelation of the sulfur atom to transition metal catalysts, which can poison the active catalytic species and lead to deactivation.<sup>5</sup>

The C–S cross-coupling of organometallic reagents with sulfur electrophiles is a promising alternative to transition metal catalyzed reactions (Scheme 1B). Functionalized reagents such as organolithium,<sup>6</sup> Grignard,<sup>7</sup> organoboron,<sup>8</sup> organosilicon,<sup>9</sup> and organozinc<sup>10</sup> were employed in reactions with electrophilic sulfur sources of general formula RS–X (X = SR, halogen, *N*-succinidyl, and arylsulfonyl). Complementary to uncatalyzed processes, the leading catalytic methods require highly reactive nucleophiles such R–Li and R–MgX and unstable electrophilic sulfur sources (RS–Cl or RS–Br) to obtain synthetically useful yields. The nature of these reagents severely limits the scope and functional group tolerance. More recently, significant progress has been achieved in photoredox

C–S bond formations involving thiols reacting with (hetero)-aryl halides (Scheme 1C).<sup>11</sup> The scope of thiol nucleophiles is mainly limited to aryl mercaptans, and only selected alkyl thiols can participate in this process.

Expensive photosensitizers required to promote these reactions are an inherent limitation of these protocols and introduce challenges in terms of scalability and sustainability. Collectively, these concerns motivate efforts to search for brand new methods for C–S formation or to improve existing catalytic strategies. Compared to the above-mentioned metal reagents, a direct coupling of electrophilic sulfur sources with organotin reagents is relatively scarce and limited to unique substrates such as allyl stannanes activated under radical conditions.<sup>12</sup> A direct coupling of organotin compounds is potentially appealing because of the following: (a) organotin compounds are known to be air- and moisture-stable, have excellent functional group tolerance, and can be introduced in complex molecules; (b) functionalized (hetero)aryl and alkyl tin reagents are easily accessible and commercially available; (c) stannatranes, a class of activated pentavalent tin reagents with reduced toxicity, can selectively transfer alkyl groups in the Stille couplings; (d) the byproduct of this coupling, RSSnBu<sub>3</sub>, can reduce the concentration of sulfur and suppress potential catalyst poisoning. We recently reported the synthesis and reactions of carbohydrate C1-stannanes, a class of

Received: June 13, 2020

Published: September 9, 2020



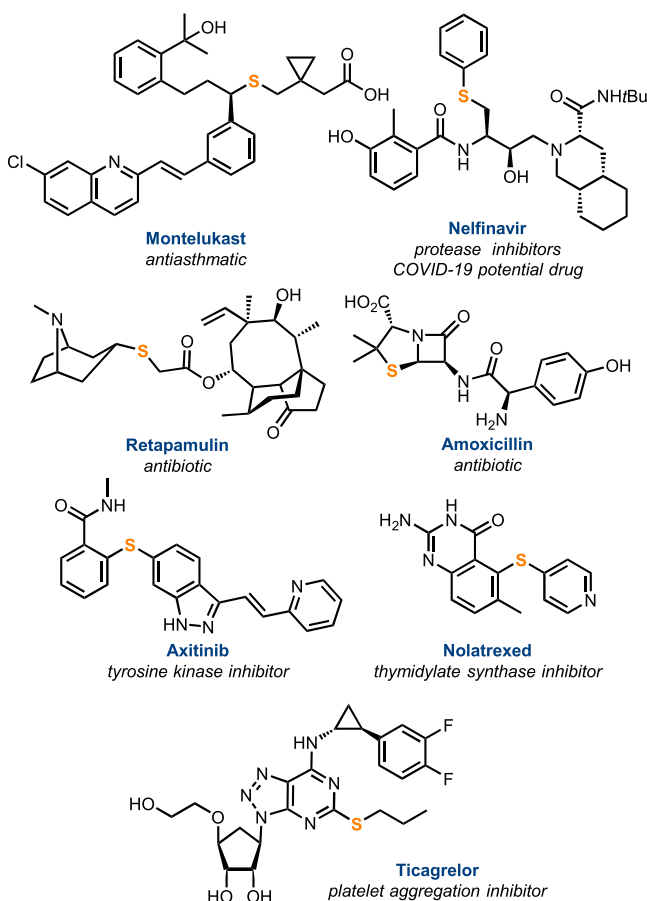


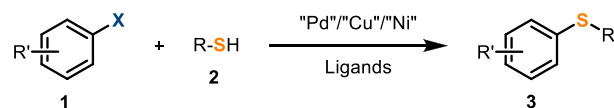
Figure 1. Selected pharmaceutical drugs featuring thioethers.

anomeric nucleophiles, as competent partners in the glycosyl cross-coupling.<sup>13</sup> These reactions proceed with high levels of anomeric stereoselectivity across a broad substrate scope. Inspired by the prior work on the stereoretentive cross-coupling reaction of configurationally stable  $C(sp^3)$  stannanes to construct a  $C(sp^3)$ -S bond,<sup>13c</sup> we wondered if unactivated  $C(sp^2)$  or  $C(sp^3)$  stannanes can also react with sulfur electrophiles to realize aromatic thioethers synthesis (Scheme 1D). Herein, we report a simple and ligand-free protocol for the synthesis of aromatic thioethers which can be achieved by coupling of aryl and alkyl stannanes with disulfides and *N*-sulfenylsuccinimide donors promoted by Cu(I).

For the initial optimizations of the reaction conditions, we selected tributyl(phenyl)stannane **9** and bis(4-methoxyphenyl) disulfide **10** as the model substrates (Table 1). Cu(I) additives were first examined on the basis of our recent reports.<sup>13b,c</sup> We were pleased to find that the reaction reached completion furnishing the desired product in 82% isolated yield when 1.5 equiv of CuCl and 2.0 equiv of KF were employed at 120 °C for 48 h (Table 1, entry 1). We next attempted to reduce the copper loading to 1.0 equiv and 0.5 equiv, and a marked decrease in yield was observed (Table 1, entries 2 and 3). However, the yields did not increase with higher loadings of CuCl to 3.0 equiv (Table 1, entry 4). Control experiments showed that CuCl was essential, but KF and a phosphine ligand (JackiePhos)<sup>13c</sup> are not necessary for the cross-coupling reaction (Table 1, entries 5–7). The role of KF is to facilitate the Sn/Cu transmetalation when the tin group is converted into insoluble  $Bu_3SnF$  and improve the efficiency of the reaction.<sup>13b</sup> Disulfide **10** was replaced with more active *N*-(4-

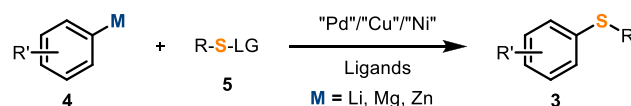
## Scheme 1. Selected Methods for the Synthesis of Aromatic Thioethers

### A. Transition metal catalyzed C-S cross coupling reactions of Ar-X




- ♦ Strong base required
- ♦ Designer ligands needed
- ♦ High temperatures
- ♦ High catalyst loadings

### B. Transition metal catalyzed C-S cross coupling reactions of Ar-M



- ♦ Poor functional group tolerance
- ♦ Limited organometallic scope

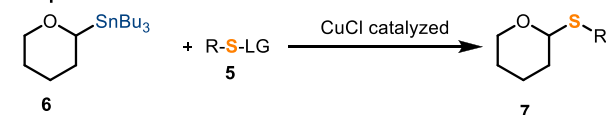
### C. Photoredox C-S cross coupling reactions of Ar-X



- ♦ Expensive photocatalysts
- ♦ Limited thiol scope

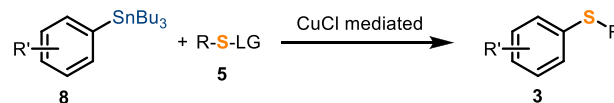
### D. CuCl promoted C-S cross coupling reactions of organostannanes

our previous work



- ♦ First stereoretentive  $C(sp^3)$ -S
- ♦ Suitable for aryl and alkyl thiols

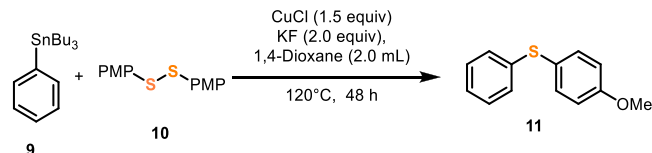
this work



- ♦ Wide functional group tolerance
- ♦ Inexpensive metal promoter
- ♦ Heterocyclic substrates
- ♦ Works with aryl and alkyl thiols

methoxyphenyl)thiosuccinimide resulting in a slightly improved yield, 86% (Table 1, entry 8). It showed that both disulfides and *N*-thiosuccinimides are good electrophilic sulfur reagents. When the ratio of **9** and **10** was changed from 1.5:1 to 1:1.5, the reaction yield reduced from 82% to 68% (Table 1, entry 9). The efficiency of this process was also reduced when a lower temperature (80 °C) was screened (Table 1, entry 10). Other common metals such as palladium and nickel salts were found to give a low yield (<30%) (Table 1, entry 11). Under the same conditions, a 1 mmol scale of tributyl(phenyl)stannane could be completely transformed to afford 76% yield of the desired product.

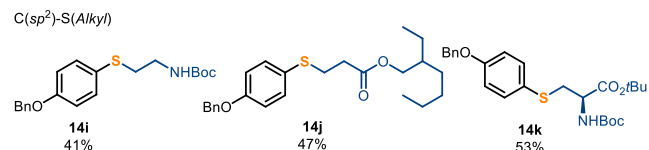
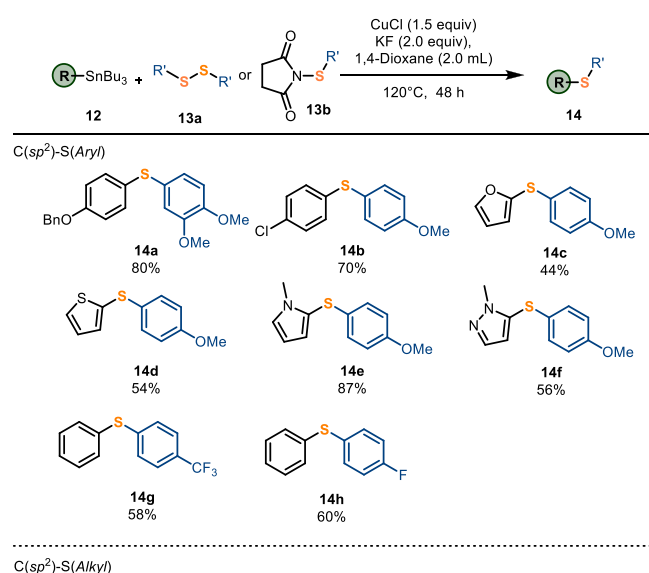
With the optimized conditions in hand, we next evaluated the scope of the C-S cross-coupling protocol of  $C(sp^2)$  stannanes. Aryl and heteroaryl stannanes **12** were found to be suitable reaction partners in reactions with  $S(sp^2)$  and  $S(sp^3)$  electrophilic sulfur reagents to provide the corresponding aromatic thioethers shown in Scheme 2. *para*-Substituted aryl stannanes bearing benzyloxy and chloro groups engaged in the cross-couplings to forge C-S bonds in good yields (**14a** and **14b**). It is worth noting that the 2.5 mmol of (4-benzyloxyphenyl)tributylstannane could be coupled to afford the desired product without significant reduction of yield. We were delighted to find that aryl stannanes containing functional

Table 1. Optimization of Electrophilic Thiolations with **9**<sup>a</sup>


Entry	Variation from the standard conditions	Yield (%) <sup>b</sup>
1	none	82
2	1.0 equiv of CuCl instead of 1.5 equiv	52
3	0.5 equiv of CuCl instead of 1.5 equiv	28
4	3.0 equiv of CuCl instead of 1.5 equiv	82
5	no KF	45
6	no CuCl	ND
7	JackiePhos (100 mmol%) added	38 <sup>c</sup>
8	<i>N</i> -(4-methoxyphenyl)thiosuccinimide instead of disulfide	86
9	The ratio of <b>9</b> : <b>10</b> 1:1.5	68 <sup>d</sup>
10	80 °C instead of 120 °C	
11	(50 mmol %) PdCl <sub>2</sub> or NiCl <sub>2</sub> (DME) instead of CuCl	<30 <sup>c</sup>

<sup>a</sup>General conditions: **9** (0.15 mmol), (PMP)<sub>2</sub> (0.10 mmol), CuCl (1.5 equiv), KF (2.0 equiv), 1,4-dioxane (2.0 mL), 120 °C, 48 h, N<sub>2</sub>.

<sup>b</sup>Isolated yield. <sup>c</sup>CuCl (50 mmol %) and JackiePhos (100 mmol %) were used. <sup>d</sup>**9** (0.10 mmol), (PMP)<sub>2</sub> (0.15 mmol). ND = not detected.

Scheme 2. Scope of C–S Cross-Coupling with Aryl Stannanes **12**<sup>a,b</sup>

<sup>a</sup>General conditions: **12** (0.15 mmol), **13a** or **13b** (0.10 mmol), CuCl (1.5 equiv), KF (2.0 equiv), 1,4-dioxane (2.0 mL), 120 °C, 48 h, N<sub>2</sub>.

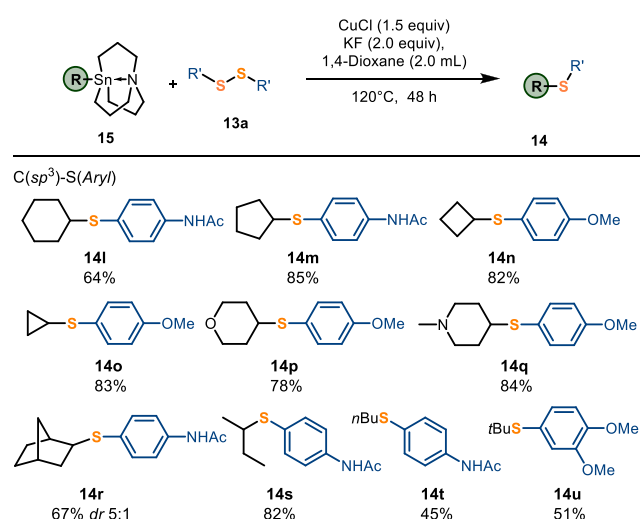
<sup>b</sup>Isolated yield.

groups suitable for downstream orthogonal transformations such as chlorine were coupled with complete chemoselectivity and good efficiencies to generate the thioether in 70% isolated yield (**14b**). A series of heterocyclic substrates such as furan-2-yl (**14c**), thiophen-2-yl (**14d**), 1-methyl-1*H*-pyrrol-2-yl (**14e**), and 1-methyl-1*H*-pyrazol-5-yl (**14f**) all proceeded well to give

products in moderate to good yields (44%–87%). Disulfane reagents bearing trifluoromethyl and fluoro groups engaged in the cross-couplings to obtain the desired product in 58% and 60% yield, respectively (**14g** and **14h**). We also tested other reactions with (4-(benzyloxy)phenyl)tri-*n*-butylstannane and alkyl *N*-sulfonylsuccinimide as alkyl electrophilic sulfur reagents (**14i**–**14j**), because dialkyl disulfide are significantly less active. It is clear that the cross-coupling yields of alkyl electrophilic sulfur reagents (41% to 53%) are lower than in the case of the above-mentioned aryl electrophilic sulfur reagents. Meanwhile, functional groups such as esters and carbamates were well tolerated as demonstrated in the synthesis of *S*-aryl cysteine **14k**.

Next, we tested the scope of the C–S cross-coupling reaction using various alkyl stannanes (Scheme 3). Alkyl

Scheme 3. Scope of C–S Cross-Coupling with Alkyl Carbastannatranes



<sup>a</sup>General conditions: **15** (0.15 mmol), **13a** (0.10 mmol), CuCl (1.5 equiv), KF (2.0 equiv), 1,4-dioxane (2.0 mL), 120 °C, 48 h, N<sub>2</sub>.

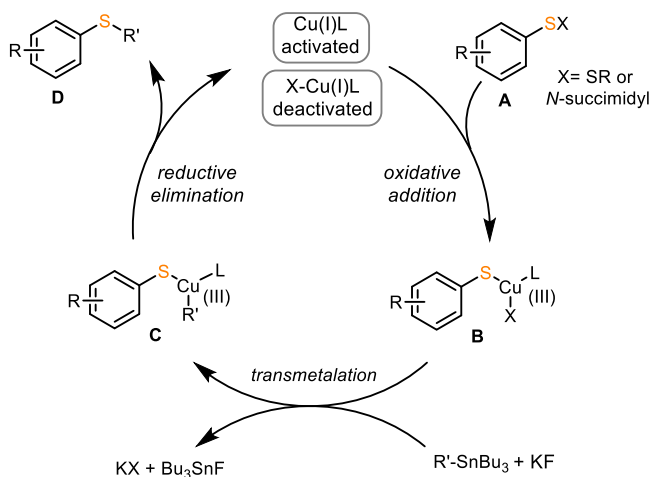
<sup>b</sup>Isolated yield.

stannanes are considered as poor nucleophiles in the alkyl–aryl Stille couplings. In addition to a difficult reductive elimination, the key challenge in the Stille coupling is the selective transfer of an alkyl group when tetraalkylstannanes are used. A promising strategy reported in the literatures uses alkyl tin nucleophiles that bear an activated tin center such as heteroatoms and/or strongly coordinating substituents,<sup>13,14</sup> that have been shown to facilitate transmetalation of the intrinsically hindered, secondary alkyl centers. Carbastannatranes, reported in 1984, are attractive substrates due to their increased reactivity.<sup>15</sup> Compared with their tetraalkylorgano-stannane counterparts, alkyl carbastannatranes proceed via a selective alkyl transfer and are known to be air- and moisture-stable, as well as generally less toxic.<sup>16</sup> Inspired by these findings, we tested selected alkyl carbastannatranes under the previously optimized conditions (Scheme 3), we found that primary, secondary, and tertiary stannanes resulted in moderate to good yields of alkyl thioethers. Cyclic alkyl thioethers are a challenge to synthesize by traditional substitution methods,<sup>17</sup> and we found that cyclic carbastannatranes of three- to six-membered carbocycles smoothly underwent coupling to form thioether products **14l**–**14o**. Other heterocyclic compounds such as tetrahydro-2*H*-pyran-4-

yl (**14p**) and 1-methylpiperidin-4-yl (**14q**) were well compatible under the standard conditions. Endocyclic carbastannatrane such as *exo*-2-norbornyl carbastannatrane gave **14r** in a moderate yield of 67% and *exo/endo* *dr* 5:1. Acyclic carbastannatrane were also employed to test the generality of this method—6-(*sec*-butyl)-1-aza-6-stannabicyclo[4.3.3]dodecane afforded thioether **14s** in good yield, but 6-butyl-1-aza-6-stannabicyclo[4.3.3]dodecane gave a reduced yield of **14t** due to the lower nucleophilicity of the carbastannatrane substrate. It is noteworthy that sterically hindered 6-(*tert*-butyl)-1-aza-6-stannabicyclo[4.3.3]dodecane also delivered the C–S cross-coupling product **14u** in 51% yield. Taken together, these results indicate the potential application of the new method in the synthesis of sterically hindered aromatic thioethers.

To gain preliminary mechanistic information about the electrophilic thiolations of organostannanes, radical trapping experiments were carried out under the standard conditions. When coupling of **9** and **10** was attempted with 3 equiv of a free-radical inhibitor, 1,1-diphenylethylene, the product yield, was slightly reduced from 82% to 71%. This experiment indicates that the radical pathway is not operational under the optimized conditions. Based on the above experimental observations and the previous work from our group,<sup>13c</sup> a possible Cu(I)/Cu(III) mechanism for the C–S cross-coupling reaction is outlined in Scheme 4. First, the Cu(I)

**Scheme 4. Proposed Mechanism for the C–S Cross-Coupling**



species reacts with electrophilic sulfur reagents  $RS-X$  ( $X = SR$ ,  $N$ -succinimidyl) **A** to generate oxidative addition product  $LCu(SR)X$  **B**. Base-assisted transmetalation of organostannanes with product  $LCu(SR)X$  **B** occurs to form  $Cu(III)$  intermediate **C**, which then undergoes reductive elimination to give the final product **D** along with regeneration of the deactivated  $X-Cu(I)L$  such as  $RS-Cu$  species.<sup>13c,18</sup> Because of the potential coordination of sulfur atoms resulting in catalyst poisoning, a stoichiometric amount of copper is required. An alternative nucleophilic substitution mechanism of organostannanes and electrophilic sulfur reagents cannot be excluded at this point.<sup>13d</sup>

In summary, we have developed a simple and ligand-free method for the cross-coupling of aryl and alkyl stannanes with electrophilic sulfur reagents mediated by inexpensive Cu(I) salt. To the best of our knowledge, this study represents the

first method that allows for direct coupling of aryl and unactivated alkyl stannanes with electrophilic sulfur reagents. The ability of the system to operate with high efficiency in the presence of alkyl carbastannatrane further enhances the practical utility of this method. We believe our method is a significant alternative to the current systems and will find widespread application in organic synthesis and drug discovery.

## EXPERIMENTAL SECTION

**General Information.** All chemicals were purchased as reagent grade and used without further purification unless otherwise noted. Solvents were filtered through a column of activated alumina prior to use. All reactions were carried out under anhydrous  $N_2$  in oven-dried glassware. Anhydrous 1,4-dioxane,  $CuCl$ , tributylphenylstannane, (4-(benzyloxy)phenyl)tributylstannane, tributyl(4-chlorophenyl)stannane, tributyl(furan-2-yl)stannane, tributyl(thiophen-2-yl)stannane, 1-methyl-2-(tributylstannyl)-1H-pyrrole, and 1-methyl-4-(tributylstannyl)-1H-pyrazole were purchased from Sigma-Aldrich. Alkyl lithium reagents, Grignard reagents, and zinc reagents were purchased from Sigma-Aldrich. Anhydrous KF was purchased from Strem Chemicals, Inc. Disulfane reagents were synthesized following the reported method.<sup>13c</sup> Visualizations were performed with UV light and/or Hanessian stain and/or sulfuric acid stain (5%  $H_2SO_4$  in MeOH). Column chromatography was performed on silica gel (230–400 mesh).  $^1H$  and  $^{13}C\{^1H\}$  NMR spectra were recorded on Bruker/Varian 300/400/500 MHz instruments and are reported as follows: chemical shift ( $\delta$ ), multiplicity ( $s$  = singlet,  $d$  = doublet,  $t$  = triplet,  $q$  = quartet,  $br$  = broad,  $m$  = multiplet), coupling constants (Hz), and integration. The residual solvent reference peaks were used from published literature. 2D NMR experiments were performed using standard parameters (200 and More NMR Experiments, S. Berger, S. Braun, Wiley-VCH, 2004). IR measurements were performed on an Agilent Cary 630 FT/IR instrument, and optical rotations were measured on a JASCO P-1030 and are reported as the average of five data points. High-resolution mass spectra (HR-MS) were recorded on a Waters Synapt G2 HDMS q-TOF hybrid mass spectrometer.

**General Procedure A for Cross-Coupling Reactions.** Stannane reagents (1.50 equiv), sulfide reagents (1.00 equiv), KF (2.00 equiv), and  $CuCl$  (1.50 equiv) were added to a one-dram vial with a screw-top septum, and the vial was then evacuated and refilled with  $N_2$  (3 $\times$ ). Anhydrous 1,4-dioxane (2.00 mL) were added and the reaction mixture was heated in an oil bath (120  $^\circ C$ ) for the indicated period of time, cooled to rt, filtered through a pad of Celite, and concentrated. The crude material was purified by column chromatography on  $SiO_2$ .

**General Procedure B for the Preparation of Alkyl Azastannatrane.** To a solution of 5-chloro-1-aza-5-stannabicyclo[3.3.3]undecane (1.00 equiv) in anhydrous THF (5.00 mL) alkyl lithium/Grignard reagent solution (2.00–5.00 equiv) was added under  $N_2$  at 0  $^\circ C$ . The mixture was allowed to stir for 15 min and then warmed up to rt. After stirring for 12 h, the reaction was quenched by  $H_2O$  (10.0 mL). The resulted mixture was then extracted with  $EtOAc$  (3  $\times$  50.0 mL). The combined organic layer was dried over  $Na_2SO_4$ , concentrated, and vacuumed to afford the crude product. The crude alkyl tin reagents were used without further purification.

**1,2-Bis(4-methoxyphenyl)disulfane (10).** According to the reported literature,<sup>13c</sup>  $NaBO_3 \cdot H_2O$  (3.00 g, 30.0 mmol) was added to a stirring solution of 4-methoxybenzenethiol (1.90 mL, 15.0 mmol) in  $AcOH$  (40.0 mL) and  $H_2O$  (15.0 mL). The reaction mixture was stirred for 4 h and concentrated in vacuo. The crude mixture was purified via flash chromatography on  $SiO_2$  (Hexanes/ $EtOAc$ , 50:1) to afford **10** (1.90 g, 87%) as a pale yellow solid:  $^1H$  NMR (300 MHz,  $CDCl_3$ )  $\delta$  7.50–7.33 (m, 4H), 6.94–6.68 (m, 4H), 3.80 (s, 6H);  $^{13}C\{^1H\}$  NMR (75 MHz,  $CDCl_3$ )  $\delta$  160.0, 132.8, 128.6, 114.7, 55.5. Characterization data matched the literature report.<sup>13c</sup>

**(4-Methoxyphenyl)(phenyl)sulfane (11).** According to the general protocol A, tributylphenylstannane (55.1 mg, 0.150 mmol), 1,2-bis(4-methoxyphenyl)disulfane (27.8 mg, 0.100 mmol), KF (11.6 mg, 0.200 mmol), and  $CuCl$  (14.9 mg, 0.150 mmol) were added to anhydrous 1,4-dioxane (2.00 mL). The reaction mixture was stirred at 120  $^\circ C$  for



48 h and afforded after chromatographic purification on SiO<sub>2</sub> (Hexanes/EtOAc, 25:1) **11** (17.7 mg, 82%) as a colorless oil: <sup>1</sup>H NMR (300 MHz, CDCl<sub>3</sub>) δ 7.50–7.38 (m, 2H), 7.28–7.09 (m, 5H), 6.94–6.86 (m, 2H), 3.83 (s, 3H); <sup>13</sup>C{<sup>1</sup>H} NMR (75 MHz, CDCl<sub>3</sub>) δ 160.0, 138.8, 135.5, 129.1, 128.4, 125.9, 124.5, 115.1, 55.5. Characterization data matched the literature report.<sup>19</sup>

**(4-(Benzyloxy)phenyl)(3,4-dimethoxyphenyl)sulfane (14a).** According to the general protocol A, (4-(benzyloxy)phenyl)tributylstannane (71.0 mg, 0.150 mmol), 1,2-bis(3,4-dimethoxyphenyl)disulfane (33.8 mg, 0.100 mmol), KF (11.6 mg, 0.200 mmol), and CuCl (14.9 mg, 0.150 mmol) were added to anhydrous 1,4-dioxane (2.00 mL). The reaction mixture was stirred at 120 °C for 48 h and afforded after chromatographic purification on SiO<sub>2</sub> (Hexanes/EtOAc, 10:1) **14a** (28.2 mg, 80%) as a light yellow oil: IR (ATR) ν = 3067, 3033, 3003, 2933, 2840, 1592, 1495, 1465, 1443, 1398, 1253, 1235, 1179, 1141, 1030, 881, 829, 810, 743, 702 cm<sup>-1</sup>; <sup>1</sup>H NMR (300 MHz, CDCl<sub>3</sub>) δ 7.45–7.26 (m, 7H), 6.96–6.86 (m, 4H), 6.80 (d, *J* = 8.3 Hz, 1H), 5.07–5.03 (m, 2H), 3.86 (s, 3H), 3.81 (d, *J* = 0.3 Hz, 3H); <sup>13</sup>C{<sup>1</sup>H} NMR (75 MHz, CDCl<sub>3</sub>) δ 158.3, 149.5, 148.7, 136.8, 132.7, 128.8, 128.2, 127.7 (2), 127.6, 124.2, 115.9, 114.6, 111.9, 70.3, 56.1, 56.1; HRMS (ESI) *m/z*: [M + Na]<sup>+</sup> calcd for C<sub>21</sub>H<sub>20</sub>O<sub>3</sub>Sn 375.1025; found 375.1027.

According to the general protocol A, (4-(benzyloxy)phenyl)tributylstannane (1.20 g, 2.50 mmol), 1,2-bis(3,4-dimethoxyphenyl)disulfane (0.57 g, 1.67 mmol), KF (192 mg, 3.34 mmol), and CuCl (248 mg, 2.50 mmol) were added to anhydrous 1,4-dioxane (33.0 mL). The reaction mixture was stirred at 120 °C for 48 h and afforded after chromatographic purification on SiO<sub>2</sub> (Hexanes/EtOAc, 10:1) **14a** (845 mg, 72%).

**(4-Chlorophenyl)(4-methoxyphenyl)sulfane (14b).** According to the general protocol A, tributyl(4-chlorophenyl)stannane (60.2 mg, 0.150 mmol), 1,2-bis(4-methoxyphenyl)disulfane (27.8 mg, 0.100 mmol), KF (11.6 mg, 0.200 mmol), and CuCl (14.9 mg, 0.150 mmol) were added to anhydrous 1,4-dioxane (2.00 mL). The reaction mixture was stirred at 120 °C for 48 h and afforded after chromatographic purification on SiO<sub>2</sub> (Hexanes/EtOAc, 10:1) **14b** (17.6 mg, 70%) as a colorless oil: <sup>1</sup>H NMR (300 MHz, CDCl<sub>3</sub>) δ 7.43–7.37 (m, 2H), 7.22–7.16 (m, 2H), 7.11–7.04 (m, 2H), 6.95–6.87 (m, 2H), 3.83 (s, 3H); <sup>13</sup>C{<sup>1</sup>H} NMR (75 MHz, CDCl<sub>3</sub>) δ 160.2, 137.5, 135.6, 133.1, 131.8, 129.5, 129.2, 115.3, 55.5. Characterization data matched the literature report.<sup>20</sup>

**2-((4-Methoxyphenyl)thio)furan (14c).** According to the general protocol A, tributyl(furan-2-yl)stannane (55.6 mg, 0.150 mmol), 1,2-bis(4-methoxyphenyl)disulfane (27.8 mg, 0.100 mmol), KF (11.6 mg, 0.200 mmol), and CuCl (14.9 mg, 0.150 mmol) were added to anhydrous 1,4-dioxane (2.00 mL). The reaction mixture was stirred at 120 °C for 48 h and afforded after chromatographic purification on SiO<sub>2</sub> (Hexanes/EtOAc, 20:1) **14c** (9.00 mg, 44%) as a colorless oil: IR (ATR) ν = 2959, 2933, 2840, 1595, 1499, 1465, 1290, 1249, 1179, 1156, 1037, 1011, 911, 829, 750 cm<sup>-1</sup>; <sup>1</sup>H NMR (300 MHz, CDCl<sub>3</sub>) δ 7.51 (dd, *J* = 2.0, 0.9 Hz, 1H), 7.28–7.21 (m, 2H), 6.86–6.80 (m, 2H), 6.64 (dd, *J* = 3.2, 0.9 Hz, 1H), 6.41 (dd, *J* = 3.3, 2.0 Hz, 1H), 3.77 (s, 3H); <sup>13</sup>C{<sup>1</sup>H} NMR (75 MHz, CDCl<sub>3</sub>) δ 159.2, 146.1, 133.1, 131.4, 126.1, 117.9, 114.9, 111.8, 55.5; HRMS (ESI) *m/z*: [M + H]<sup>+</sup> calcd for C<sub>11</sub>H<sub>11</sub>O<sub>2</sub>SH 207.0474; found 207.0470.

**2-((4-Methoxyphenyl)thio)thiophene (14d).** According to the general protocol A, tributyl(thiophen-2-yl)stannane (56.0 mg, 0.150 mmol), 1,2-bis(4-methoxyphenyl)disulfane (27.8 mg, 0.100 mmol), KF (11.6 mg, 0.200 mmol), and CuCl (14.9 mg, 0.150 mmol) were added to anhydrous 1,4-dioxane (2.00 mL). The reaction mixture was stirred at 120 °C for 48 h and afforded after chromatographic purification on SiO<sub>2</sub> (Hexanes/EtOAc, 20:1) **14d** (12.0 mg, 54%) as a light yellow oil: <sup>1</sup>H NMR (300 MHz, CDCl<sub>3</sub>) δ 7.37 (dd, *J* = 5.4, 1.2 Hz, 1H), 7.30–7.27 (m, 2H), 7.21 (dd, *J* = 3.6, 1.3 Hz, 1H), 7.00 (dd, *J* = 5.3, 3.5 Hz, 1H), 6.87–6.78 (m, 2H), 3.78 (s, 3H); <sup>13</sup>C{<sup>1</sup>H} NMR (75 MHz, CDCl<sub>3</sub>) δ 159.1, 134.0, 133.1, 131.3, 130.2, 128.5, 127.8, 114.8, 55.5. Characterization data matched the literature report.<sup>21</sup>

**2-((4-Methoxyphenyl)thio)-1-methyl-1H-pyrrole (14e).** According to the general protocol A, 1-methyl-2-(tributylstannyl)-1H-pyrrole

(55.5 mg, 0.150 mmol), 1,2-bis(4-methoxyphenyl)disulfane (27.8 mg, 0.100 mmol), KF (11.6 mg, 0.200 mmol), and CuCl (14.9 mg, 0.150 mmol) were added to anhydrous 1,4-dioxane (2.00 mL). The reaction mixture was stirred at 120 °C for 48 h and afforded after chromatographic purification on SiO<sub>2</sub> (Hexanes/EtOAc, 10:1) **14e** (19.1 mg, 87%) as a light yellow oil: <sup>1</sup>H NMR (300 MHz, CDCl<sub>3</sub>) δ 7.04–6.96 (m, 2H), 6.87–6.83 (m, 1H), 6.82–6.74 (m, 2H), 6.55 (dd, *J* = 3.7, 1.8 Hz, 1H), 6.24–6.16 (m, 1H), 3.76 (s, 3H), 3.57 (s, 3H); <sup>13</sup>C{<sup>1</sup>H} NMR (75 MHz, CDCl<sub>3</sub>) δ 158.1, 133.0, 129.3, 128.2, 125.8, 119.1, 114.8, 108.3, 55.5, 34.2. Characterization data matched the literature report.<sup>22</sup>

**4-((4-Methoxyphenyl)thio)-1-methyl-1H-pyrazole (14f).** According to the general protocol A, 1-methyl-4-(tributylstannyl)-1H-pyrazole (55.7 mg, 0.150 mmol), 1,2-bis(4-methoxyphenyl)disulfane (27.8 mg, 0.100 mmol), KF (11.6 mg, 0.200 mmol), and CuCl (14.9 mg, 0.150 mmol) were added to anhydrous 1,4-dioxane (2.00 mL). The reaction mixture was stirred at 120 °C for 48 h and afforded after chromatographic purification on SiO<sub>2</sub> (Hexanes/EtOAc, 3:1) **14f** (12.3 mg, 56%) as a light yellow oil: IR (ATR) ν = 3123, 2936, 2840, 1596, 1577, 1521, 1496, 1465, 1443, 1290, 1246, 1179, 1123, 1033, 981, 829, 709, 661 cm<sup>-1</sup>; <sup>1</sup>H NMR (300 MHz, CDCl<sub>3</sub>) δ 7.58–7.43 (m, 2H), 7.19–7.12 (m, 2H), 6.84–6.74 (m, 2H), 3.90 (s, 3H), 3.76 (s, 3H); <sup>13</sup>C{<sup>1</sup>H} NMR (75 MHz, CDCl<sub>3</sub>) δ 158.4, 144.1, 134.5, 129.7, 129.2, 114.7, 55.5, 39.4; HRMS (ESI) *m/z*: [M + H]<sup>+</sup> calcd for C<sub>11</sub>H<sub>13</sub>OSN<sub>2</sub> 221.0743; found 221.0739.

**(4-Trifluoromethyl)phenyl(phenyl)sulfane (14g).** According to the general protocol A, tributylphenylstannane (55.1 mg, 0.150 mmol), 1,2-bis(4-(trifluoromethyl)phenyl)disulfane (35.4 mg, 0.100 mmol), KF (11.6 mg, 0.200 mmol), and CuCl (14.9 mg, 0.150 mmol) were added to anhydrous 1,4-dioxane (2.00 mL). The reaction mixture was stirred at 120 °C for 48 h and afforded after chromatographic purification on SiO<sub>2</sub> (Hexanes/EtOAc, 30:1) **14g** (14.8 mg, 58%) as a colorless oil: <sup>1</sup>H NMR (300 MHz, CDCl<sub>3</sub>) δ 7.48–7.38 (m, 4H), 7.38–7.27 (m, 3H), 7.25–7.19 (m, 2H); <sup>13</sup>C{<sup>1</sup>H} NMR (75 MHz, CDCl<sub>3</sub>) δ 143.0 (*J*(C–F) = 1.5), 133.7, 132.6, 129.8, 128.8, 128.4, 128.0, 143.0 (*J*(C–F) = 3.9), 122.4. Characterization data matched the literature report.<sup>23</sup>

**(4-Fluorophenyl)(phenyl)sulfane (14h).** According to the general protocol A, tributylphenylstannane (55.1 mg, 0.150 mmol), 1,2-bis(4-fluorophenyl)disulfane (25.4 mg, 0.100 mmol), KF (11.6 mg, 0.200 mmol), and CuCl (14.9 mg, 0.150 mmol) were added to anhydrous 1,4-dioxane (2.00 mL). The reaction mixture was stirred at 120 °C for 48 h and afforded after chromatographic purification on SiO<sub>2</sub> (Hexanes/EtOAc, 30:1) **14h** (12.1 mg, 60%) as a colorless oil: <sup>1</sup>H NMR (300 MHz, CDCl<sub>3</sub>) δ 7.37–7.28 (m, 2H), 7.27–7.12 (m, 5H), 7.05–6.90 (m, 2H); <sup>13</sup>C{<sup>1</sup>H} NMR (75 MHz, CDCl<sub>3</sub>) δ 164.2 and 160.9 (*J*(C–F) = 247.7 Hz), 136.8, 134.3, and 134.2 (*J*(C–F) = 8.2 Hz), 130.4 and 130.3 (*J*(C–F) = 3.5 Hz), 130.1, 129.3, 126.9, 116.7, and 116.4 (*J*(C–F) = 22.1 Hz). Characterization data matched the literature report.<sup>24</sup>

**tert-Butyl 2-((4-(Benzyloxy)phenyl)thio)ethylcarbamate (14i).** According to the general protocol A, (4-(benzyloxy)phenyl)tributylstannane (71.0 mg, 0.150 mmol), *tert*-butyl 2-((2,5-dioxopyrrolidin-1-yl)thio)ethylcarbamate (27.4 mg, 0.100 mmol), KF (11.6 mg, 0.200 mmol), and CuCl (14.9 mg, 0.150 mmol) were added to anhydrous 1,4-dioxane (2.00 mL). The reaction mixture was stirred at 120 °C for 48 h and afforded after chromatographic purification on SiO<sub>2</sub> (Hexanes/EtOAc, 10:1) **14i** (14.7 mg, 41%) as a colorless oil: IR (ATR) ν = 3424, 3362, 2977, 2929, 1704, 1596, 1495, 1458, 1395, 1369, 1246, 1171, 1026, 952, 829, 739, 702 cm<sup>-1</sup>; <sup>1</sup>H NMR (300 MHz, CDCl<sub>3</sub>) δ 7.44–7.31 (m, 7H), 6.97–6.87 (m, 2H), 5.05 (s, 2H), 1.43 (s, 9H); <sup>13</sup>C{<sup>1</sup>H} NMR (75 MHz, CDCl<sub>3</sub>) δ 158.6, 155.9, 136.8, 133.8, 128.8, 128.2, 127.6, 125.6, 115.8, 79.6, 70.3, 39.6, 36.3, 28.5; HRMS (ESI) *m/z*: [M + Na]<sup>+</sup> calcd for C<sub>20</sub>H<sub>25</sub>O<sub>3</sub>SNNa 382.1447; found 382.1450.

**2-Ethylhexyl 3-((4-(Benzyloxy)phenyl)thio)propanoate (14j).** According to the general protocol A, (4-(benzyloxy)phenyl)tributylstannane (71.0 mg, 0.150 mmol), 2-ethylhexyl 3-((2,5-dioxopyrrolidin-1-yl)thio)propanoate (31.5 mg, 0.100 mmol), KF (11.6 mg, 0.200 mmol), and CuCl (14.9 mg, 0.150 mmol) were added to

anhydrous 1,4-dioxane (2.00 mL). The reaction mixture was stirred at 120 °C for 48 h and afforded after chromatographic purification on SiO<sub>2</sub> (Hexanes/EtOAc, 25:1) **14j** (18.8 mg, 47%) as a colorless oil: IR (ATR)  $\nu$  = 3342, 2987, 2945, 1710, 1596, 1490, 1458, 1403, 1365, 1243, 1168, 1020, 957, 819, 734, 690 cm<sup>-1</sup>; <sup>1</sup>H NMR (300 MHz, CDCl<sub>3</sub>)  $\delta$  7.46–7.30 (m, 7H), 6.96–6.88 (m, 2H), 5.05 (s, 2H), 3.99 (dd,  $J$  = 5.8, 1.2 Hz, 2H), 3.05 (t,  $J$  = 7.4 Hz, 2H), 2.57 (t,  $J$  = 7.4 Hz, 2H), 1.32–1.22 (m, 8H), 0.95–0.82 (m, 7H); <sup>13</sup>C{<sup>1</sup>H} NMR (75 MHz, CDCl<sub>3</sub>)  $\delta$  172.2, 158.6, 136.8, 134.2, 128.8, 128.2, 127.6, 125.8, 115.7, 70.3, 67.3, 38.9, 34.8, 31.2, 30.5, 29.1, 23.9, 23.1, 14.2, 11.1; HRMS (ESI)  $m/z$ : [M + Na]<sup>+</sup> calcd for C<sub>24</sub>H<sub>32</sub>O<sub>3</sub>SNa 423.1964; found 423.1971.

**tert-Butyl 5-(4-(Benzyloxy)phenyl)-N-(tert-butoxycarbonyl)-L-cysteinate (14k).** According to the general protocol A, (4-(benzyloxy)phenyl)tributylstannane (71.0 mg, 0.150 mmol), *tert*-butyl *N*-(*tert*-butoxycarbonyl)-S-(2,5-dioxopyrrolidin-1-yl)-L-cysteinate (37.4 mg, 0.100 mmol), KF (11.6 mg, 0.200 mmol), and CuCl (14.9 mg, 0.150 mmol) were added to anhydrous 1,4-dioxane (2.00 mL). The reaction mixture was stirred at 120 °C for 48 h and afforded after chromatographic purification on SiO<sub>2</sub> (Hexanes/EtOAc, 8:1) **14k** (24.4 mg, 53%) as a colorless oil: IR (ATR)  $\nu$  = 3442, 3350, 2982, 2955, 1710, 1594, 1496, 1458, 1400, 1368, 1247, 1165, 1024, 957, 823, 736, 698 cm<sup>-1</sup>; <sup>1</sup>H NMR (300 MHz, CDCl<sub>3</sub>)  $\delta$  7.44–7.29 (m, 7H), 6.93–6.84 (m, 2H), 5.29–5.16 (m, 1H), 5.04 (s, 2H), 4.39 (d,  $J$  = 6.6 Hz, 1H), 3.39–3.02 (m, 2H), 1.46–1.39 (m, 18H); <sup>13</sup>C{<sup>1</sup>H} NMR (75 MHz, CDCl<sub>3</sub>)  $\delta$  169.9, 158.6, 155.1, 136.8, 135.0, 132.8, 128.8, 128.2, 127.6, 115.8, 82.6, 70.3, 54.3, 39.0, 28.4, 28.1; HRMS (ESI)  $m/z$ : [M + Na]<sup>+</sup> calcd for C<sub>25</sub>H<sub>33</sub>O<sub>5</sub>SNNa 482.1972; found 482.1978.

**Cyclohexyl(4-acetylaminophenyl)sulfane (14l).** According to the general protocol B, to a solution of 5-chloro-1-aza-5-stannabicyclo[3.3.3]undecane (150 mg, 0.510 mmol) in anhydrous THF (5.00 mL) was added cyclohexylmagnesium chloride solution (1.53 mL, 1.53 mmol, 1.0 M in methyltetrahydrofuran) under N<sub>2</sub> at 0 °C. The mixture was allowed to stir for 15 min and then warmed up to rt. After stirring for 12 h, the reaction was quenched by H<sub>2</sub>O (10.0 mL). The resulted mixture was then extracted with EtOAc (3 × 50.0 mL). The combined organic layer was dried over Na<sub>2</sub>SO<sub>4</sub>, concentrated, and vacuumed to afford the crude product (147 mg, 84%) as a light-yellow oil. The crude alkyl tin reagents were used without further purification. According to the general protocol A, 5-cyclohexyl-1-aza-5-stannabicyclo[3.3.3]undecane<sup>25</sup> (51.3 mg, 0.150 mmol), 1,2-bis(4-acetylaminophenyl)disulfane (33.2 mg, 0.100 mmol), KF (11.6 mg, 0.200 mmol), and CuCl (14.9 mg, 0.150 mmol) were added to anhydrous 1,4-dioxane (2.00 mL). The reaction mixture was stirred at 120 °C for 48 h and afforded after chromatographic purification on SiO<sub>2</sub> (Hexanes/EtOAc, 100:1) **14l** (16.0 mg, 64%) as a white foam: <sup>1</sup>H NMR (300 MHz, CDCl<sub>3</sub>)  $\delta$  7.51–7.29 (m, 5H), 2.99 (td,  $J$  = 10.3, 3.6 Hz, 1H), 2.16 (s, 3H), 2.02–1.84 (m, 2H), 1.81–1.75 (m, 2H), 1.44–1.13 (m, 6H); <sup>13</sup>C{<sup>1</sup>H} NMR (75 MHz, CDCl<sub>3</sub>)  $\delta$  168.5, 137.1, 133.8, 130.1, 120.3, 47.5, 33.5, 26.2, 25.9, 24.7. Characterization data matched the literature report.<sup>26</sup>

**N-(4-(Cyclopentylthio)phenyl)acetamide (14m).** According to the general protocol B, to a solution of 5-chloro-1-aza-5-stannabicyclo[3.3.3]undecane (200 mg, 0.680 mmol) in anhydrous THF (5.00 mL) was added cyclopentylmagnesium bromide solution (2.00 mL, 2.00 mmol, 1.0 M in tetrahydrofuran) under N<sub>2</sub> at 0 °C. The mixture was allowed to stir for 15 min and then warmed up to rt. After stirring for 12 h, the reaction was quenched by H<sub>2</sub>O (10.0 mL). The resulted mixture was then extracted with EtOAc (3 × 50.0 mL). The combined organic layer was dried over Na<sub>2</sub>SO<sub>4</sub>, concentrated, and vacuumed to afford the crude product (159 mg, 74%) as light-yellow oil. The crude alkyl tin reagents were used without further purification. According to the general protocol A, the above crude 5-cyclopentyl-1-aza-5-stannabicyclo[3.3.3]undecane (49.2 mg, 0.150 mmol), *N,N'*-(disulfanediyldis(4,1-phenylene))diacetamide (33.2 mg, 0.100 mmol), KF (11.6 mg, 0.200 mmol), and CuCl (14.9 mg, 0.150 mmol) were added to anhydrous 1,4-dioxane (2.00 mL). The reaction mixture was stirred at 120 °C for 48 h and afforded after chromatographic purification on SiO<sub>2</sub> (Hexanes/EtOAc, 2:1) **14m**

(20.0 mg, 85%) as a light yellow oil: IR (ATR)  $\nu$  = 3294, 3249, 3175, 3108, 3052, 2929, 2854, 1666, 1599, 1544, 1495, 1451, 1398, 1324, 1261, 1182, 1097, 1019, 836, 747 cm<sup>-1</sup>; <sup>1</sup>H NMR (300 MHz, CDCl<sub>3</sub>)  $\delta$  7.55–7.38 (m, 3H), 7.36–7.28 (m, 2H), 3.51 (dq,  $J$  = 13.3, 7.1, 6.3 Hz, 1H), 2.15 (s, 3H), 2.07–1.92 (m, 2H), 1.88–1.46 (m, 6H); <sup>13</sup>C{<sup>1</sup>H} NMR (75 MHz, CDCl<sub>3</sub>)  $\delta$  168.5, 136.5, 132.2, 131.8, 120.4, 46.9, 33.6, 24.8, 24.7; HRMS (ESI)  $m/z$  calcd for C<sub>13</sub>H<sub>17</sub>OSNNa [M + Na]<sup>+</sup> 258.0929; found 258.0930. HRMS (ESI)  $m/z$ : [M + Na]<sup>+</sup> calcd for C<sub>13</sub>H<sub>17</sub>OSNNa 258.0923; found 258.0926.

**Cyclobutyl(4-methoxyphenyl)sulfane (14n).** According to the general protocol B, to a solution of 5-chloro-1-aza-5-stannabicyclo[3.3.3]undecane (150 mg, 0.510 mmol) in anhydrous THF (5.00 mL) was added cyclobutylmagnesium bromide solution (3.10 mL, 1.55 mmol, 0.5 M in methyltetrahydrofuran) under N<sub>2</sub> at 0 °C. The mixture was allowed to stir for 15 min and then warmed up to rt. After stirring for 12 h, the reaction was quenched by H<sub>2</sub>O (10.0 mL). The resulted mixture was then extracted with EtOAc (3 × 50.0 mL). The combined organic layer was dried over Na<sub>2</sub>SO<sub>4</sub>, concentrated, and vacuumed to afford the crude product (151 mg, 91%) as a yellow oil. The crude alkyl tin reagents were used without further purification. According to the general protocol A, the above crude 5-cyclobutyl-1-aza-5-stannabicyclo[3.3.3]undecane (47.1 mg, 0.150 mmol), 1,2-bis(4-methoxyphenyl)disulfane (27.8 mg, 0.100 mmol), KF (11.6 mg, 0.200 mmol), and CuCl (14.9 mg, 0.150 mmol) were added to anhydrous 1,4-dioxane (2.00 mL). The reaction mixture was stirred at 120 °C for 48 h and afforded after chromatographic purification on SiO<sub>2</sub> (Hexanes/EtOAc, 100:1) **14n** (15.7 mg, 82%) as a colorless oil: IR (ATR)  $\nu$  = 2940, 2858, 2836, 1596, 1573, 1495, 1465, 1443, 1287, 1246, 1179, 1104, 1033, 829, 713 cm<sup>-1</sup>; <sup>1</sup>H NMR (300 MHz, CDCl<sub>3</sub>)  $\delta$  7.34–7.26 (m, 2H), 6.90–6.79 (m, 2H), 3.79 (s, 3H), 3.78–3.66 (m, 1H), 2.39–2.25 (m, 2H), 2.10–1.81 (m, 4H); <sup>13</sup>C{<sup>1</sup>H} NMR (75 MHz, CDCl<sub>3</sub>)  $\delta$  159.0, 133.6, 126.3, 114.5, 55.4, 42.1, 30.6, 18.5; HRMS (ESI)  $m/z$ : [M + H]<sup>+</sup> calcd for C<sub>11</sub>H<sub>15</sub>OS 195.0838; found 195.0844.

**Cyclopropyl(4-methoxyphenyl)sulfane (14o).** According to the general protocol B, to a solution of 5-chloro-1-aza-5-stannabicyclo[3.3.3]undecane (100 mg, 0.340 mmol) in anhydrous THF (5.00 mL) was added cyclobutylmagnesium bromide solution (2.80 mL, 1.68 mmol, 0.6 M in THF) under N<sub>2</sub> at 0 °C. The mixture was allowed to stir for 15 min and then warmed up to rt. After stirring for 12 h, the reaction was quenched by H<sub>2</sub>O (10.0 mL). The resulted mixture was then extracted with EtOAc (3 × 50.0 mL). The combined organic layer was dried over Na<sub>2</sub>SO<sub>4</sub>, concentrated, and vacuumed to afford the crude product (81.6 mg, 80%) as a light-yellow oil. The crude alkyl tin reagents were used without further purification. According to the general protocol A, the above crude 5-cyclopropyl-1-aza-5-stannabicyclo[3.3.3]undecane (45.0 mg, 0.150 mmol), 1,2-bis(4-methoxyphenyl)disulfane (27.8 mg, 0.100 mmol), KF (11.6 mg, 0.200 mmol), and CuCl (14.9 mg, 0.150 mmol) were added to anhydrous 1,4-dioxane (2.00 mL). The reaction mixture was stirred at 120 °C for 48 h and afforded after chromatographic purification on SiO<sub>2</sub> (Hexanes/EtOAc, 100:1) **14o** (15.0 mg, 83%) as a colorless oil: <sup>1</sup>H NMR (300 MHz, CDCl<sub>3</sub>)  $\delta$  7.45–7.31 (m, 2H), 6.89–6.74 (m, 2H), 3.80 (s, 3H), 2.18 (tt,  $J$  = 7.4, 4.4 Hz, 1H), 1.04–0.93 (m, 2H), 0.74–0.59 (m, 2H); <sup>13</sup>C{<sup>1</sup>H} NMR (75 MHz, CDCl<sub>3</sub>)  $\delta$  158.3, 130.1, 128.9, 114.6, 55.5, 14.2, 8.6. Characterization data matched the literature report.<sup>27</sup>

**4-((4-Methoxyphenyl)thio)tetrahydro-2H-pyran (14p).** According to the general protocol B, to a solution of 5-chloro-1-aza-5-stannabicyclo[3.3.3]undecane (100 mg, 0.340 mmol) in anhydrous THF (5.00 mL) was added (tetrahydro-2H-pyran-4-yl)magnesium chloride solution (3.36 mL, 1.68 mmol, 0.5 M in THF) under N<sub>2</sub> at 0 °C. The mixture was allowed to stir for 15 min and then warmed up to rt. After stirring for 12 h, the reaction was quenched by H<sub>2</sub>O (10.0 mL). The resulted mixture was then extracted with EtOAc (3 × 50.0 mL). The combined organic layer was dried over Na<sub>2</sub>SO<sub>4</sub>, concentrated, and vacuumed to afford the crude product (103.3 mg, 88%) as a yellow solid. The crude alkyl tin reagents were used without further purification. According to the general protocol A, the above crude 5-(tetrahydro-2H-pyran-4-yl)-1-aza-5-stannabicyclo-



[3.3.3]undecane<sup>28</sup> (51.6 mg, 0.150 mmol), 1,2-bis(4-methoxyphenyl)-disulfane (22.8 mg, 0.100 mmol), KF (11.6 mg, 0.200 mmol), and CuCl (14.9 mg, 0.150 mmol) were added to anhydrous 1,4-dioxane (2.00 mL). The reaction mixture was stirred at 120 °C for 48 h and afforded after chromatographic purification on SiO<sub>2</sub> (Hexanes/EtOAc, 40:1) **14p** (17.5 mg, 78%) as a colorless oil: IR (ATR)  $\nu$  = 2948, 2840, 1596, 1495, 1465, 1447, 1387, 1290, 1249, 1179, 1134, 1089, 1033, 1011, 985, 888, 832 cm<sup>-1</sup>; <sup>1</sup>H NMR (300 MHz, CDCl<sub>3</sub>)  $\delta$  7.50–7.34 (m, 2H), 6.92–6.71 (m, 2H), 4.03–3.90 (m, 2H), 3.80 (s, 3H), 3.38 (ddd,  $J$  = 11.6, 10.8, 2.4 Hz, 2H), 3.07 (tt,  $J$  = 10.8, 4.1 Hz, 1H), 1.95–1.79 (m, 2H), 1.70–1.49 (m, 2H); <sup>13</sup>C{<sup>1</sup>H} NMR (75 MHz, CDCl<sub>3</sub>)  $\delta$  159.8, 136.3, 123.7, 114.6, 67.5, 55.4, 44.7, 33.3; HRMS (ESI)  $m/z$ : [M + H]<sup>+</sup> calcd for C<sub>12</sub>H<sub>17</sub>O<sub>2</sub>S 225.0944; found 225.0941.

**4-((4-Methoxyphenyl)thio)-1-methylpiperidine (14q).** According to the general protocol B, to a solution of 5-chloro-1-aza-5-stannabicyclo[3.3.3]undecane (100 mg, 0.340 mmol) in anhydrous THF (5.00 mL) was added (tetrahydro-2H-pyran-4-yl)magnesium chloride solution (2.80 mL, 1.68 mmol, 0.6 M in THF) under N<sub>2</sub> at 0 °C. The mixture was allowed to stir for 15 min and then warmed up to rt. After stirring for 12 h, the reaction was quenched by H<sub>2</sub>O (10.0 mL). The resulted mixture was then extracted with EtOAc (3  $\times$  50.0 mL). The combined organic layer was dried over Na<sub>2</sub>SO<sub>4</sub>, concentrated, and vacuumed to afford the crude product (102 mg, 84%) as a yellow solid. The crude alkyl tin reagents were used without further purification. According to the general protocol A, the above crude 5-(1-methylpiperidin-4-yl)-1-aza-5-stannabicyclo[3.3.3]undecane<sup>24</sup> (53.6 mg, 0.150 mmol), 1,2-bis(4-methoxyphenyl)-disulfane (22.8 mg, 0.100 mmol), KF (11.6 mg, 0.200 mmol), and CuCl (14.9 mg, 0.150 mmol) were added to anhydrous 1,4-dioxane (2.00 mL). The reaction mixture was stirred at 120 °C for 48 h and afforded after chromatographic purification on SiO<sub>2</sub> (DCM:MeOH, 15:1) **14q** (19.9 mg, 84%) as a colorless oil: IR (ATR)  $\nu$  = 3417, 2940, 2840, 2784, 2735, 2672, 2471, 1596, 1495, 1469, 1380, 1287, 1249, 1179, 1130, 1108, 1033, 1000, 978, 832 cm<sup>-1</sup>; <sup>1</sup>H NMR (300 MHz, CDCl<sub>3</sub>)  $\delta$  7.44–7.34 (m, 2H), 6.91–6.75 (m, 2H), 3.79 (s, 3H), 2.91–2.84 (m, 3H), 2.31 (s, 3H), 2.23–2.08 (m, 2H), 2.04–1.92 (m, 2H), 1.68 (dtd,  $J$  = 13.7, 10.0, 3.7 Hz, 2H); <sup>13</sup>C{<sup>1</sup>H} NMR (75 MHz, CDCl<sub>3</sub>)  $\delta$  159.8, 136.1, 124.0, 114.6, 55.5, 54.7, 45.9, 44.6, 31.8; HRMS (ESI)  $m/z$ : [M + H]<sup>+</sup> calcd for C<sub>13</sub>H<sub>20</sub>ONS 238.1260; found 238.1259.

**(Bicyclo[2.2.1]heptan-2-yl)(4-methoxyphenyl)sulfane (14r).** According to the general protocol B, to a solution of 5-chloro-1-aza-5-stannabicyclo[3.3.3]undecane (100 mg, 0.340 mmol) in anhydrous THF (5.00 mL) was added *exo*-2-norbornylzinc bromide solution (3.36 mL, 1.68 mmol, 0.5 M in THF) under N<sub>2</sub> at 0 °C. The mixture was allowed to stir for 15 min and then heated at 80 °C. After stirring for 12 h, the reaction was quenched by H<sub>2</sub>O (10.0 mL). The resulted mixture was then extracted with EtOAc (3  $\times$  50.0 mL). The combined organic layer was dried over Na<sub>2</sub>SO<sub>4</sub>, concentrated, and vacuumed to afford the crude product (118 mg, 98%) as a light-yellow oil. The crude alkyl tin reagents were used without further purification. According to the general protocol A, the above crude 5-(*exo*-2-norbornyl)-1-aza-5-stannabicyclo[3.3.3]undecane (53.1 mg, 0.150 mmol), *N,N'*-(disulfanediylbis(4,1-phenylene))diacetamide (33.2 mg, 0.100 mmol), KF (11.6 mg, 0.200 mmol), and CuCl (14.9 mg, 0.150 mmol) were added to anhydrous 1,4-dioxane (2.00 mL). The reaction mixture was stirred at 120 °C for 48 h and afforded after chromatographic purification on SiO<sub>2</sub> (Hexanes/EtOAc, 3:1) **14r** (17.5 mg, 67%) as a colorless oil: IR (ATR)  $\nu$  = 3298, 3178, 3104, 3048, 2951, 2869, 1666, 1596, 1536, 1495, 1454, 1398, 1376, 1320, 1261, 1182, 1097, 1019, 970, 832, 736 cm<sup>-1</sup>; <sup>1</sup>H NMR (300 MHz, CDCl<sub>3</sub>)  $\delta$  7.57–7.26 (m, 5H), 3.11 (ddd,  $J$  = 8.3, 4.5, 1.7 Hz, 1H), 2.34–2.19 (m, 2H), 2.16 (s, 3H), 1.84–1.09 (m, 10H); <sup>13</sup>C{<sup>1</sup>H} NMR (75 MHz, CDCl<sub>3</sub>)  $\delta$  168.4, 136.2, 132.8, 130.9, 120.5, 77.2, 49.3, 42.4, 38.6, 36.7, 35.6, 29.0, 28.8, 24.7; HRMS (ESI)  $m/z$ : [M + Na]<sup>+</sup> calcd for C<sub>15</sub>H<sub>19</sub>ONSNa 284.1080; found 284.1075.

**1-Methylpropyl(4-acetylaminophenyl)sulfane (14s).** According to the general protocol B, to a solution of 5-chloro-1-aza-5-stannabicyclo[3.3.3]undecane (300 mg, 1.02 mmol) in anhydrous

THF (5.00 mL) was added *s*-butyllithium solution (3.60 mL, 5.10 mmol, 1.40 M in hexane) under N<sub>2</sub> at 0 °C. The mixture was allowed to stir for 15 min and then warmed up to rt. After stirring for 12 h, the reaction was quenched by H<sub>2</sub>O (10.0 mL). The resulted mixture was then extracted with EtOAc (3  $\times$  50.0 mL). The combined organic layer was dried over Na<sub>2</sub>SO<sub>4</sub>, concentrated, and vacuumed to afford the crude product (290 mg, 92%) as a yellow oil. The crude alkyl tin reagents were used without further purification. According to the general protocol A, the above crude 5-(1-methylpropyl)-1-aza-5-stannabicyclo[3.3.3]undecane<sup>25</sup> (63.2 mg, 0.200 mmol), 1,2-bis(4-acetylaminophenyl)disulfane (33.2 mg, 0.100 mmol), KF (11.6 mg, 0.200 mmol), and CuCl (19.8 mg, 0.200 mmol) were added to anhydrous 1,4-dioxane (2.00 mL). The reaction mixture was stirred at 120 °C for 48 h and afforded after chromatographic purification on SiO<sub>2</sub> (Hexanes/EtOAc, 100:1) **14s** (18.3 mg, 82%) as a yellow oil: IR (ATR)  $\nu$  = 3301, 3178, 3104, 3048, 2966, 2925, 2877, 1670, 1596, 1532, 1499, 1462, 1398, 1376, 1316, 1294, 1261, 1019, 832 cm<sup>-1</sup>; <sup>1</sup>H NMR (300 MHz, CDCl<sub>3</sub>)  $\delta$  7.51–7.27 (m, 4H), 3.06 (h,  $J$  = 6.7 Hz, 1H), 2.17 (s, 3H), 1.67–1.56 (m, 1H), 1.49 (dt,  $J$  = 14.1, 7.1 Hz, 1H), 1.24 (d,  $J$  = 6.7 Hz, 3H), 0.99 (t,  $J$  = 7.4 Hz, 3H); <sup>13</sup>C{<sup>1</sup>H} NMR (75 MHz, CDCl<sub>3</sub>)  $\delta$  168.4, 137.1, 133.8, 130.4, 120.2, 45.8, 29.5, 24.8, 20.6, 11.6; HRMS (ESI)  $m/z$ : [M + Na]<sup>+</sup> calcd for C<sub>12</sub>H<sub>17</sub>ONSNa 246.0923; found 249.0926.

***n*-Butyl(4-acetylaminophenyl)sulfane (14t).** According to the general protocol B, to a solution of 5-chloro-1-aza-5-stannabicyclo[3.3.3]undecane (150 mg, 0.510 mmol) in anhydrous THF (5.00 mL) was added *n*-BuLi (0.410 mL, 1.02 mmol, 2.5 M in hexane) under N<sub>2</sub> at 0 °C. The mixture was allowed to stir for 15 min and then warmed up to rt. After stirring for 12 h, the reaction was quenched by H<sub>2</sub>O (10.0 mL). The resulted mixture was then extracted with EtOAc (3  $\times$  50.0 mL). The combined organic layer was dried over Na<sub>2</sub>SO<sub>4</sub>, concentrated, and vacuumed to afford the crude product (147 mg, 91%) as a dark yellow oil. The crude alkyl tin reagents were used without further purification. According to the general protocol B, the above crude 5-butyl-1-aza-5-stannabicyclo[3.3.3]undecane (47.6 mg, 0.150 mmol), 1,2-bis(4-acetylaminophenyl)disulfane (33.2 mg, 0.100 mmol), KF (11.6 mg, 0.200 mmol), and CuCl (14.9 mg, 0.150 mmol) were added to anhydrous 1,4-dioxane (2.00 mL). The reaction mixture was stirred at 120 °C for 48 h and afforded after chromatographic purification on SiO<sub>2</sub> (Hexanes/EtOAc, 100:1) **14t** (10.0 mg, 45%) as a white foam: IR (ATR)  $\nu$  = 3309, 3108, 3056, 2959, 2929, 2873, 1670, 1599, 1536, 1499, 1397, 1376, 1320, 1261, 1097, 1019, 825 cm<sup>-1</sup>; <sup>1</sup>H NMR (300 MHz, CDCl<sub>3</sub>)  $\delta$  7.52–7.39 (m, 2H), 7.30 (td,  $J$  = 6.7, 3.2 Hz, 3H), 2.93–2.80 (m, 2H), 2.16 (s, 3H), 1.65–1.50 (m, 2H), 1.48–1.33 (m, 2H), 0.90 (t,  $J$  = 7.3 Hz, 3H); <sup>13</sup>C{<sup>1</sup>H} NMR (75 MHz, CDCl<sub>3</sub>)  $\delta$  168.4, 136.3, 132.1, 130.7, 120.5, 34.3, 31.4, 24.7, 22.0, 13.8; HRMS (ESI)  $m/z$ : [M + Na]<sup>+</sup> calcd for C<sub>12</sub>H<sub>17</sub>ONSNa 246.0923; found 249.0922.

***tert*-Butyl(3,4-dimethoxyphenyl)sulfane (14u).** According to the general protocol A, to a solution of 5-chloro-1-aza-5-stannabicyclo[3.3.3]undecane (200 mg, 0.680 mmol) in anhydrous THF (5.00 mL) was added *tert*-butylmagnesium chloride (1.70 mL, 3.40 mmol, 2.0 M in diethyl ether) under N<sub>2</sub> at 0 °C. The mixture was allowed to stir for 15 min and then warmed up to rt. After stirring for 12 h, the reaction was quenched by H<sub>2</sub>O (10 mL). The resulted mixture was then extracted with EtOAc (3  $\times$  50.0 mL). The combined organic layer was dried over Na<sub>2</sub>SO<sub>4</sub>, concentrated, and vacuumed to afford the crude product (159 mg, 74%) as white foam. The crude alkyl tin reagents were used without further purification. According to the general protocol B, the above crude 5-(*tert*-butyl)-1-aza-5-stannabicyclo[3.3.3]undecane (47.7 mg, 0.150 mmol), 1,2-bis(3,4-dimethoxyphenyl)disulfane (33.8 mg, 0.100 mmol), KF (11.6 mg, 0.200 mmol), and CuCl (14.9 mg, 0.150 mmol) were added to anhydrous 1,4-dioxane (2.00 mL). The reaction mixture was stirred at 120 °C for 48 h and afforded after chromatographic purification on SiO<sub>2</sub> (Hexanes/EtOAc, 100:1) **14u** (11.5 mg, 51%) as a colorless oil: IR (ATR)  $\nu$  = 2962, 2933, 2862, 1737, 1588, 1506, 1462, 1395, 1320, 1257, 1235, 1179, 1141, 1030, 862, 814, 769, 702 cm<sup>-1</sup>; <sup>1</sup>H NMR (300 MHz, CDCl<sub>3</sub>)  $\delta$  7.11 (dd,  $J$  = 8.2, 2.1 Hz, 1H), 7.03 (d,  $J$  = 2.0 Hz, 1H), 6.83 (d,  $J$  = 8.2 Hz, 1H), 3.89 (s, 3H), 3.88 (s, 3H), 1.28 (s,

9H);  $^{13}\text{C}\{^1\text{H}\}$  NMR (75 MHz,  $\text{CDCl}_3$ )  $\delta$  150.0, 148.5, 130.6, 124.0, 120.5, 111.0, 56.1, 56.0, 45.9, 31.0; HRMS (ESI)  $m/z$ :  $[\text{M} + \text{Na}]^+$  calcd for  $\text{C}_{12}\text{H}_{18}\text{O}_2\text{SNa}$  249.0925; found 249.0923.

## ■ ASSOCIATED CONTENT

### Supporting Information

The Supporting Information is available free of charge at <https://pubs.acs.org/doi/10.1021/acs.joc.0c01399>.

Experimental procedures, characterization data of all new compound, and copies of NMR spectra (PDF)

## ■ AUTHOR INFORMATION

### Corresponding Author

Maciej A. Walczak – Department of Chemistry, University of Colorado, Boulder, Colorado 80309, United States;  
orcid.org/0000-0002-8049-0817; Email: [maciej.walczak@colorado.edu](mailto:maciej.walczak@colorado.edu)

### Authors

Feng Zhu – Department of Chemistry, University of Colorado, Boulder, Colorado 80309, United States

Zhenhao Chen – Department of Chemistry, University of Colorado, Boulder, Colorado 80309, United States

Complete contact information is available at:

<https://pubs.acs.org/doi/10.1021/acs.joc.0c01399>

### Author Contributions

<sup>†</sup>F.Z. and Z.C. contributed equally.

### Notes

The authors declare no competing financial interest.

## ■ ACKNOWLEDGMENTS

This work was supported by the University of Colorado Boulder, National Science Foundation (CAREER Award No. CHE-1753225). Mass spectral analyses were recorded at the University of Colorado Boulder Central Analytical Laboratory Mass Spectrometry Core Facility (partially funded by the NIH, RR026641).

## ■ REFERENCES

- (1) Feng, M.; Tang, B.; Liang, S.; Jiang, X. Sulfur Containing Scaffolds in Drugs: Synthesis and Application in Medicinal Chemistry. *Curr. Top. Med. Chem.* **2016**, *16*, 1200–1216.
- (2) (a) Scott, J. P.; Peters-Golden, M. Antileukotriene Agents for the Treatment of Lung Disease. *Am. J. Respir. Crit. Care Med.* **2013**, *188*, 538–544. (b) Kaldor, S. W.; Kalish, V. J.; Davies, J. F.; Shetty, B. V.; Fritz, J. E.; Appelt, K.; Burgess, J. A.; Campanale, K. M.; Chirgadze, N. Y.; Clawson, D. K.; Dressman, B. A.; Hatch, S. D.; Khalil, D. A.; Kosa, M. B.; Lubbehusen, P. P.; Muesing, M. A.; Patick, A. K.; Reich, S. H.; Su, K. S.; Tatlock, J. H. Viracept (Nelfinavir Mesylate, AG1343): A Potent, Orally Bioavailable Inhibitor of HIV-1 Protease. *J. Med. Chem.* **1997**, *40*, 3979–3985. (c) Jones, R. N.; Fritsche, T. R.; Sader, H. S.; Ross, J. E. Activity of Retapamulin (SB-275833), A Novel Pleuromutilin, Against Selected Resistant Gram-Positive Cocci. *Antimicrob. Agents Chemother.* **2006**, *50*, 2583–2586. (d) Cundiff, J.; Joe, S. Amoxicillin-Clavulanic Acid-Induced Hepatitis. *Am. J. Otolaryngol.* **2007**, *28*, 28–30. (e) Wilmes, L. J.; Pallavicini, M. G.; Fleming, L. M.; Gibbs, J.; Wang, D.; Li, K. L.; Partridge, S. C.; Henry, R. G.; Shalinsky, D. R.; Hu-Lowe, D.; Park, J. W.; McShane, T. M.; Lu, Y.; Brasch, R. C.; Hylton, N. M. AG-013736, A Novel Inhibitor of VEGF Receptor Tyrosine Kinases, Inhibits Breast Cancer Growth and Decreases Vascular Permeability as Detected by Dynamic Contrast-Enhanced Magnetic Resonance Imaging. *Magn. Reson. Imaging* **2007**, *25*, 319–327. (f) Hughes, A. N.; Rafi, I.; Griffin, M. J.; Calvert, A. H.; Newell, D. R.; Calvete, J. A.; Clendeninn, N.; Boddy, A. V. Phase I Studies with the Nonclassical Antifolate Nilotrexed Dihydrochloride (AG337, THYMITAQ) Administered Orally for 5 Days. *Clin. Cancer Res.* **1999**, *5*, 111–118. (g) Jacobson, K. A.; Boeynaems, J.-M. P2Y Nucleotide Receptors: Promise of Therapeutic Applications. *Drug Discovery Today* **2010**, *15*, 570–578.
- (3) (a) Hartwig, J. F. Evolution of A Fourth Generation Catalyst for the Amination and Thioetherification of Aryl Halides. *Acc. Chem. Res.* **2008**, *41*, 1534–1544. (b) Beletskaya, I. P.; Ananikov, V. P. Transition-Metal-Catalyzed C-S, C-Se, and C-Te Bond Formation via Cross-Coupling and Atom-Economic Addition Reactions. *Chem. Rev.* **2011**, *111*, 1596–1636. (c) Song, S.; Zhang, Y.; Yeerlan, A.; Zhu, B.; Liu, J.; Jiao, N.  $\text{Cs}_2\text{CO}_3$ -Catalyzed Aerobic Oxidative Cross-Dehydrogenative Coupling of Thiols with Phosphonates and Arenes. *Angew. Chem., Int. Ed.* **2017**, *56*, 2487–2491.
- (4) (a) Kwong, F. Y.; Buchwald, S. L. A General, Efficient, and Inexpensive Catalyst System for the Coupling of Aryl Iodides and Thiols. *Org. Lett.* **2002**, *4*, 3517–3520. (b) Murata, M.; Buchwald, S. L. A General and Efficient Method for the Palladium-Catalyzed Cross-Coupling of Thiols and Secondary Phosphines. *Tetrahedron* **2004**, *60*, 7397–7403. (c) Fernández-Rodríguez, M. A.; Shen, Q.; Hartwig, J. F. A General and Long-Lived Catalyst for the Palladium-Catalyzed Coupling of Aryl Halides with Thiols. *J. Am. Chem. Soc.* **2006**, *128*, 2180–2181. (d) Alvaro, E.; Hartwig, J. F. Resting State and Elementary Steps of the Coupling of Aryl Halides with Thiols Catalyzed by Alkylbisphosphine Complexes of Palladium. *J. Am. Chem. Soc.* **2009**, *131*, 7858–7868. (e) Sayah, M.; Organ, M. G. Carbon–Sulfur Bond Formation of Challenging Substrates at Low Temperature by Using Pd-PEPPSI-IPent. *Chem. - Eur. J.* **2011**, *17*, 11719–11722. (f) Gogoi, P.; Hazarika, S.; Sarma, M. J.; Sarma, K.; Barman, P. Nickel–Schiff Base Complex Catalyzed C-S Cross-Coupling of Thiols with Organic Chlorides. *Tetrahedron* **2014**, *70*, 7484–7489. (g) Xu, J.; Liu, R. Y.; Yeung, C. S.; Buchwald, S. L. Monophosphine Ligands Promote Pd-Catalyzed C–S Cross-Coupling Reactions at Room Temperature with Soluble Bases. *ACS Catal.* **2019**, *9*, 6461–6466.
- (5) (a) Murray, S. G.; Hartley, F. R. Coordination Chemistry of Thioethers, Selenoethers, and Telluroethers in Transition-Metal Complexes. *Chem. Rev.* **1981**, *81*, 365–414. (b) Lee, C.-F.; Liu, Y.-C.; Badsara, S. S. Transition-Metal-Catalyzed C–S Bond Coupling Reaction. *Chem. - Asian J.* **2014**, *9*, 706–722. (c) Oderinde, M. S.; Frenette, M.; Robbins, D. W.; Aquila, B.; Johannes, J. W. Photoredox Mediated Nickel Catalyzed Cross-Coupling of Thiols with Aryl and Heteroaryl Iodides via Thiyl Radicals. *J. Am. Chem. Soc.* **2016**, *138*, 1760–1763. (d) Scattolin, T.; Senol, E.; Yin, G.; Guo, Q.; Schoenebeck, F. Site-Selective C–S Bond Formation at C–Br over C–OTf and C–Cl Enabled by An Air-Stable, Easily Recoverable, and Recyclable Palladium (I) Catalyst. *Angew. Chem., Int. Ed.* **2018**, *57*, 12425–12429.
- (6) (a) Ham, J.; Yang, I.; Kang, H. A Facile One-Pot Synthesis of Alkyl Aryl Sulfides from Aryl Bromides. *J. Org. Chem.* **2004**, *69*, 3236–3239. (b) Deng, K.; Bensari-Bouguerra, A.; Whetstone, J.; Cohen, T. Cyclization by Intramolecular Carbolithiation of Alkyl- and Vinylolithiums Prepared by the Action of Aromatic Radical Anions on Phenyl Thioethers. High Stereoselectivity in the Cyclization Accelerated by an Allylic Lithium Oxyanion. *J. Org. Chem.* **2006**, *71*, 2360–2372. (c) Truce, W. E.; Ray, W. J., Jr. Rearrangements of Aryl Sulfones. II. The Synthesis and Rearrangement of Several *o*-Methyldiaryl Sulfones to *o*-Benzylbenzenesulfonic Acids. *J. Am. Chem. Soc.* **1959**, *81*, 481–484.
- (7) For selected papers on transition-metal-catalyzed thioether synthesis using Grignard reagents, see: (a) Vu, V. A.; Berillon, L.; Knochel, P. New Functionalized Alkenylmagnesium Reagents Bearing An Oxygen Function in the  $\beta$ -Position. Preparation and Reaction of *S*-Magnesiated-1, 3-dioxin-4-one Derivatives. *Tetrahedron Lett.* **2001**, *42*, 6847–6850. (b) Stoll, A. H.; Krasovskiy, A.; Knochel, P. Functionalized Benzylic Magnesium Reagents through A Sulfur–Magnesium Exchange. *Angew. Chem., Int. Ed.* **2006**, *45*, 606–609. (c) Cheng, J. H.; Ramesh, C.; Kao, H. L.; Wang, Y. J.; Chan, C. C.;



Lee, C. F. Synthesis of Aryl Thioethers through the *N*-Chlorosuccinimide-Promoted Cross-Coupling Reaction of Thiols with Grignard Reagents. *J. Org. Chem.* **2012**, *77*, 10369–10374. (d) Du, B. X.; Quan, Z. J.; Da, Y. X.; Zhang, Z.; Wang, X. C. Chemo-Controlled Cross-Coupling of Di (hetero) aryl Disulfides with Grignard Reagents: C–C vs. C–S Bond Formation. *Adv. Synth. Catal.* **2015**, *357*, 1270–1276.

(8) For selected papers on transition-metal-catalyzed thioether synthesis using organoboronic acids, see: (a) Taniguchi, N. Aryl- or Alkylation of Diaryl Disulfides Using Organoboronic Acids and A Copper Catalyst. *Synlett* **2006**, *2006*, 1351–1354. (b) Taniguchi, N. Convenient Synthesis of Unsymmetrical Organochalcogenides Using Organoboronic Acids with Dichalcogenides via Cleavage of the S–S, Se–Se, or Te–Te Bond by a Copper Catalyst. *J. Org. Chem.* **2007**, *72*, 1241–1245. (c) Luo, P.-S.; Wang, F.; Li, J.-H.; Tang, R.-Y.; Zhong, P. Copper-Catalyzed Selective S-Arylation of 1, 2-Bis (O-amino-1*H*-pyrazolyl) disulfides with Arylboronic Acids. *Synthesis* **2009**, *2009*, 921–928. (d) Gogoi, P.; Kalita, M.; Barman, P. An Efficient Protocol for the Carbon-Sulfur Cross-Coupling of Sulfenyl Chlorides with Arylboronic Acids using a Palladium Catalyst. *Synlett* **2014**, *25*, 866–870. (e) Wang, L.; Wang, M.; Huang, F. A Simple Copper Salt-Catalyzed Synthesis of Unsymmetrical Diaryl Selenides and Tellurides from Arylboronic Acids with Diphenyl Diselenide and Ditelluride. *Synlett* **2005**, *2007–2010*. (f) Xiao, X.; Feng, M.; Jiang, X. New Design of A Disulfurating Reagent: Facile and Straightforward Pathway to Unsymmetrical Disulfanes by Copper-Catalyzed Oxidative Cross-Coupling. *Angew. Chem., Int. Ed.* **2016**, *55*, 14121–14125.

(9) For selected papers on transition-metal-catalyzed thioether synthesis using organosilicon reagents, see: (a) Luo, P. S.; Yu, M.; Tang, R. Y.; Zhong, P.; Li, J. H. Solvent-Free Copper-Catalyzed Oxidative S-Arylation of 1, 2-Diaryldisulfides with Aryltrimethoxysilane. *Tetrahedron Lett.* **2009**, *50*, 1066–1070. (b) Mukherjee, N.; Kundu, D.; Ranu, B. C. Copper-Silver Dual Catalyzed Decyanative C–Se Cross-Coupling. *Adv. Synth. Catal.* **2017**, *359*, 329–338. (c) Sahani, A. J.; Burange, A. S.; Narasimhan, S.; Jayaram, R. V. Cross-Coupling Reactions of Aryltriethoxysilanes and Diaryldiselenides-A New Route for the Synthesis of Diarylselenides. *ChemistrySelect* **2018**, *3*, 12291–12296.

(10) (a) Yonova, I. M.; Osborne, C. A.; Morrisette, N. S.; Jarvo, E. R. Diaryl and Heteroaryl Sulfides: Synthesis via Sulfenyl Chlorides and Evaluation as Selective Anti-Breast-Cancer Agents. *J. Org. Chem.* **2014**, *79*, 1947–1953. (b) Dong, Z. B.; Balkenhohl, M.; Tan, E.; Knochel, P. Synthesis of Functionalized Diaryl Sulfides by Cobalt-Catalyzed Coupling between Arylzinc Pivalates and Diaryl Disulfides. *Org. Lett.* **2018**, *20*, 7581–7584. (c) Graßl, S.; Hamze, C.; Koller, T. J.; Knochel, P. Synthesis of Functionalized Diaryl Sulfides by Cobalt-Catalyzed Coupling between Arylzinc Pivalates and Diaryl Disulfides. *Chem. - Eur. J.* **2019**, *25*, 3752–3755.

(11) (a) Wang, X.; Cuny, G. D.; Noël, T. A Mild, One-Pot Stadler–Ziegler Synthesis of Arylsulfides Facilitated by Photoredox Catalysis in Batch and Continuous-Flow. *Angew. Chem., Int. Ed.* **2013**, *52*, 7860–7864. (b) Oderinde, M. S.; Frenette, M.; Robbins, D. W.; Aquila, B.; Johannes, J. W. Photoredox Mediated Nickel Catalyzed Cross-Coupling of Thiols with Aryl and Heteroaryl Iodides via Thiyl Radicals. *J. Am. Chem. Soc.* **2016**, *138*, 1760–1763. (c) Jouffroy, M.; Kelly, C. B.; Molander, G. A. Thioetherification via Photoredox/Nickel Dual Catalysis. *Org. Lett.* **2016**, *18*, 876–879. (d) Jiang, M.; Li, H.; Yang, H.; Fu, H. Room-Temperature Arylation of Thiols: Breakthrough with Aryl Chlorides. *Angew. Chem., Int. Ed.* **2017**, *56*, 874–879. (e) Bunnett, J. F.; Creary, X. Arylation of Arenethiolate Ions by the SRN1 Mechanism. Convenient Synthesis of Diaryl Sulfides. *J. Org. Chem.* **1974**, *39*, 3173–3174. (f) Uyeda, C.; Tan, Y.; Fu, G. C.; Peters, J. C. A New Family of Nucleophiles for Photoinduced, Copper-Catalyzed Cross-Couplings via Single-Electron Transfer: Reactions of Thiols with Aryl Halides under Mild Conditions (0° C). *J. Am. Chem. Soc.* **2013**, *135*, 9548–9552. (g) Johnson, M. W.; Hannoun, K. I.; Tan, Y.; Fu, G. C.; Peters, J. C. A Mechanistic Investigation of the Photoinduced, Copper-Mediated

Cross-Coupling of An Aryl Thiol with An Aryl Halide. *Chem. Sci.* **2016**, *7*, 4091–4100.

(12) Russell, G. A.; Ngoviwatthai, P.; Tashtoush, H.; Hershberger, J. Reaction of 1-Alkenyl and 1-Alkynyl Derivatives of Tin and Mercury with Hetero-Centered Radicals. *Organometallics* **1987**, *6*, 1414–1419.

(13) (a) Zhu, F.; Rourke, M. J.; Yang, T.; Rodriguez, J.; Walczak, M. A. Highly Stereospecific Cross-Coupling Reactions of Anomeric Stannanes for the Synthesis of C-Aryl Glycosides. *J. Am. Chem. Soc.* **2016**, *138*, 12049–12052. (b) Zhu, F.; Rodriguez, J.; Yang, T.; Kevlishvili, I.; Miller, E.; Yi, D.; O'Neill, S.; Rourke, M. J.; Liu, P.; Walczak, M. A. Glycosyl Cross-Coupling of Anomeric Nucleophiles: Scope, Mechanism, and Applications in the Synthesis of Aryl C-Glycosides. *J. Am. Chem. Soc.* **2017**, *139*, 17908–17922. (c) Zhu, F.; Miller, E.; Zhang, S.-q.; Yi, D.; O'Neill, S.; Hong, X.; Walczak, M. A. Stereoretentive C (Sp<sup>3</sup>)–S Cross-Coupling. *J. Am. Chem. Soc.* **2018**, *140*, 18140–18150. (d) Zhu, F.; O'Neill, S.; Rodriguez, J.; Walczak, M. A. Stereoretentive Reactions at the Anomeric Position: Synthesis of Selenoglycosides. *Angew. Chem., Int. Ed.* **2018**, *57*, 7091–7095. (e) Yang, T.; Zhu, F.; Walczak, M. A. Stereoselective Oxidative Glycosylation of Anomeric Nucleophiles with Alcohols and Carboxylic Acids. *Nat. Commun.* **2018**, *9*, 3650. (f) Zhu, F.; Zhang, S.-q.; Chen, Z.; Rui, J.; Hong, X.; Walczak, M. A. Catalytic and Photochemical Strategies to Stabilized Radicals Based on Anomeric Nucleophiles. *J. Am. Chem. Soc.* **2020**, *142*, 11102–11113.

(14) (a) Falck, J. R.; Bhatt, R. K.; Ye, J. Tin-Copper Transmetalation: Cross-Coupling of  $\alpha$ -Heteroatom-Substituted Alkyltributylstannanes with Organohalides. *J. Am. Chem. Soc.* **1995**, *117*, 5973–5982. (b) Mohapatra, S.; Bandyopadhyay, A.; Barma, D. K.; Capdevila, J. H.; Falck, J. R. Chiral  $\alpha$ ,  $\beta$ -Dialkoxy- and  $\alpha$ -Alkoxy- $\beta$ -aminostannanes: Preparation and Copper-Mediated Cross-Coupling. *Org. Lett.* **2003**, *5*, 4759–4762. (c) Falck, J. R.; Patel, P. K.; Bandyopadhyay, A. Stereospecific Cross-Coupling of  $\alpha$ -(Thiocarbonyl) organostannanes with Alkenyl, Aryl, and Heteroaryl iodides. *J. Am. Chem. Soc.* **2007**, *129*, 790–793. (d) Goli, M.; He, A.; Falck, J. R. Pd-Catalyzed Cross-Coupling of  $\alpha$ -(Acyloxy)-tri-*n*-butylstannanes with Alkenyl, Aryl, and Heteroaryl Electrophiles. *Org. Lett.* **2011**, *13*, 344–346.

(15) Jurkschat, K.; Tzschach, A. 1-Aza-5-Stanna-5,5-Dimethylbicyclo[3.3.0]pentan and 1-Aza-5-stanna-5-methyltricyclo[3.3.3.0]undecan, Pentakoordinierte Tetraorganozinnverbindungen. *J. Organomet. Chem.* **1984**, *272*, C13–C16.

(16) (a) Wang, C.-Y.; Derosa, J.; Biscoe, M. R. Configurationally stable, enantioenriched organometallic nucleophiles in stereospecific Pd-catalyzed cross-coupling reactions: an alternative approach to asymmetric synthesis. *Chem. Sci.* **2015**, *6*, 5105–5113. (b) Theddu, N.; Vedejs, E. Stille Coupling of An Aziridinyl Stannatane. *J. Org. Chem.* **2013**, *78*, S061–S066.

(17) (a) Peach, M. E. Thiols as Nucleophiles. In *The Chemistry of the Thiol Group*; Patai, S., Ed.; John Wiley & Sons: London, 1979; pp 721–756. (b) Clayden, J.; MacLellan, P. Asymmetric Synthesis of Tertiary Thiols and Thioethers. *Beilstein J. Org. Chem.* **2011**, *7*, 582–595.

(18) (a) Liebeskind, L. S.; Srogl, J. Thiol Ester–Boronic Acid Coupling. A Mechanistically Unprecedented and General Ketone Synthesis. *J. Am. Chem. Soc.* **2000**, *122*, 11260–11261. (b) Yang, H.; Li, H.; Wittenberg, R.; Egi, M.; Huang, W.; Liebeskind, L. S. Ambient Temperature Synthesis of High Enantiopurity *N*-Protected Peptidyl Ketones by Peptidyl Thiol Ester–Boronic Acid Cross-Coupling. *J. Am. Chem. Soc.* **2007**, *129*, 1132–1140. (c) Pan, F.; Shi, Z. J. Recent Advances in Transition-Metal-Catalyzed C–S Activation: From Thioester to (Hetero)aryl Thioether. *ACS Catal.* **2014**, *4*, 280–288.

(19) Murata, M.; Buchwald, S. L. A General and Efficient Method for the Palladium-Catalyzed Cross-Coupling of Thiols and Secondary Phosphines. *Tetrahedron* **2004**, *60*, 7397–7403.

(20) Zhu, D.; Xu, L.; Wu, F.; Wan, B. A Mild and Efficient Copper-Catalyzed Coupling of Aryl Iodides and Thiols Using An Oxime–phosphine Oxide ligand. *Tetrahedron Lett.* **2006**, *47*, S781–S784.

(21) Hong, B.; Lee, J.; Lee, A. Visible-light-Promoted Synthesis of Diaryl Sulfides under Air. *Tetrahedron Lett.* **2017**, *58*, 2809–2812.

- (22) Alves, D.; Lara, R. G.; Contreira, M. E.; Radatz, C. S.; Duarte, L. F.; Perin, G. Copper-Catalyzed Sulfonylation of Pyrroles with Disulfides or Thiols: Directly Synthesis of Sulfenyl Pyrroles. *Tetrahedron Lett.* **2012**, *53*, 3364–3368.
- (23) Peez, T.; Schmalz, V.; Harms, K.; Koert, U. Synthesis of Naphthocyclobutenes from  $\alpha$ -Naphthyl Acrylates by Visible-Light Energy-Transfer Catalysis. *Org. Lett.* **2019**, *21*, 4365–4369.
- (24) Reddy, V. P.; Swapna, K.; Kumar, A. V.; Rao, K. R. Indium-Catalyzed C–S Cross-Coupling of Aryl Halides with Thiols. *J. Org. Chem.* **2009**, *74*, 3189–3191.
- (25) Bhowmik, A.; Yadav, M.; Fernandes, R. A. Room Temperature Nickel-Catalyzed Cross-Coupling of Aryl-Boronic Acids with Thiophenols: Synthesis of Diarylsulfides. *Org. Biomol. Chem.* **2020**, *18*, 2447–2458.
- (26) Jiang, Y.; Qin, Y.; Xie, S.; Zhang, X.; Dong, J.; Ma, D. A General and Efficient Approach to Aryl Thiols: CuI-Catalyzed Coupling of Aryl Iodides with Sulfur and Subsequent Reduction. *Org. Lett.* **2009**, *11*, 5250–5253.
- (27) Benoit, E.; Fnaiche, A.; Gagnon, A. Synthesis of Aryl Cyclopropyl Sulfides through Copper-Promoted S-Cyclopropylation of Thiophenols using Cyclopropylboronic Acid. *Beilstein J. Org. Chem.* **2019**, *15*, 1162–1171.
- (28) Li, L.; Wang, C. Y.; Huang, R.; Biscoe, M. R. Stereoretentive Pd-Catalysed Stille Cross-Coupling Reactions of Secondary Alkyl Azastannatranes and Aryl Halides. *Nat. Chem.* **2013**, *5*, 607–612.