

iFeliz: An Approach to Control Stress in the Midst of the Global Pandemic and Beyond for Smart Cities using the IoMT

Laavanya Rachakonda
Computer Science and Engineering
University of North Texas, USA.
Email: rl0286@unt.edu

Saraju P. Mohanty
Computer Science and Engineering
University of North Texas, USA.
Email: saraju.mohanty@unt.edu

Elias Kougianos
Electrical Engineering
University of North Texas, USA.
Email: elias.kougianos@unt.edu

Abstract—Being able to live happily and peacefully should not be as difficult as it is in today's world. There is always so much happening around with the global pandemic and other current events that every human being is affected one way or another. Having emotions and reacting to events is good as long as there is a healthy stress response. When a person does not know how to cope with stress, technology should be able to provide a solution. Often, people don't realize that they are under stress until the very last moment. In order to avoid these mishaps, iFeliz a stress control system is proposed. iFeliz proposes different approaches to address on-spot or live sudden fluctuations in stress: a day-end method to allow the user understand the changes in daily physiological fluctuations, and weekly and monthly approaches to analyze the variations in stress for a certain period to predict any further health issues. Post traumatic disorder is a significant issue and life after COVID-19 will not this in mind, iFeliz is proposed to improv domain thereby improving the smartness

Index terms— Human Stress Control, Stress, Anxiety, PTSD, Human Stress M COVID-19

I. INTRODUCTION

Technological innovations provide the experiencing higher economic growth an The Internet of Things (IoT) and speci Medical Things (IoMT), is the means v things are connected for timely commu infrastructure [2].

A smart city can be envisioned as a te which traditional networks and services a by improving its operations. The comp include smart transportation, buildings, healthcare etc. [3]. There are many appl the operations of smart cities which i environment monitoring, smart parking have been used in many real life scenarios such as offices and universities [7]–[9].

Still, there are a few questions that need to be answered, such as how much smart is too much smart and how do we define smartness of a component or a city. Though there is not a specific answer for how much is too much, there is a significant rather slow adoption of new smart devices, appliances, technology, wearables etc., by humans [10]. Though a

city has every smart component that is in order to be called a smart city, the true state of smartness can be achieved when both the users and the technology benefit. For example, in the smart healthcare domain, the users who use wearables should be educated on how to get control over their bodies while the data that is collected by the wearables must be used to analyze any future issues the users may have.

Keeping this in mind, this research proposes iFeliz, an approach to stay happy and calm by addressing chronic stress through everything that is happening in today's life. Stress is considered as an important factor for many chronic diseases. Prolonged stress can cause fatal diseases like cancer.

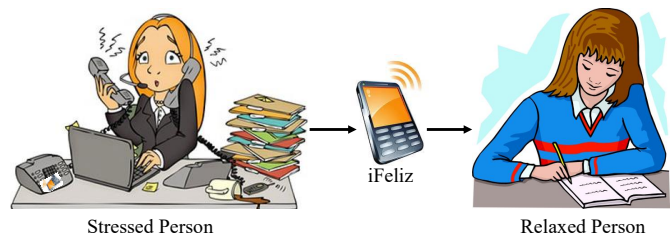


Fig. 1. Pictorial representation of iFeliz.

The organization of this paper is as follows: Section II summarizes the existing state-of-the-art literature for stress detection and control. Section III lists the novel contributions along with the motivation behind this research. Section IV represents the broad perspective of iFeliz. Section V represents the system level perspective of the proposed iFeliz. Section VI explains the different approaches iFeliz is proposing. Section VII contains the implementation and validation details of iFeliz followed by conclusions and future research in Section VIII.

II. RELATED PRIOR RESEARCH

There are many wearables that are readily available in the market for monitoring purposes. Table I summarizes the name of the wearable, the sensors used in it, its features and drawbacks.

Aside from wearables, there are many research articles that address stress monitoring methods. Some of the state-of-the-art literature is presented in Table II.

Though there are number of applications for stress detection and monitoring, the concept of stress control is still not well developed.

III. NOVEL CONTRIBUTIONS

iFeliz attempts to propose a solution that is user friendly and helpful for users without having to sacrifice convenience over health. The following are the novel contributions that are presented in this research:

- A mobile application interface completely dedicated for stress management with no user input.
- Provides an interface which uses real time location of the user to provide appropriate remedies.
- A potential extension of any product that gathers the data from the user.
- Four different approach methods which have the ability to address immediate and analyzed stress.
- A protocol to analyze stress states and st suggest remedies and actions to control str
- Provides user access to the analyzed data.
- Allows users to understand the fluctuations get back their control over their body.

IV. iFELIZ: A BROAD PERSPECTIVE OF STRESS USING THE IOMT

The broad idea behind iFeliz is to allow understand the importance of stress. In order to understand the importance of stress, the user has to know how stress affects the human body.

A. Why is Stress an Important Factor?

Stress can be defined as a reaction of the body to a situation. The common elements to stress are: something for which a person has never experienced a *dictability* of the situation that may occur, *Threat* to the ego when a person's competence is questioned and *Sense* of not having control over the situation [23]. Under these situations, a stress hormone called cortisol is released in the human body. The circumstances which allow the secretion of cortisol are called stressors. There are four types of stressors [11]:

- Physiological Stressors - which put the strain physically on the body.
- Psychological Stressors - which have an impact on the mental health of a person.
- Absolute Stressors - Effect on humans because of natural calamities, such as 9/11 or COVID-19, and
- Relative Stressors - Effect on specific humans because of work pressure, exam pressure, traffic, insomnia, etc.

B. How to Recognize Stress?

Stress is broadly categorized into distress, which is negative stress and eustress, a positive stress. Stress can be further classified in three different categories: acute stress, episodic acute stress and chronic stress. Acute stress is short-term while episodic acute stress is the repetition in the frequency of occurrence of acute stress. Chronic stress is the result of prolonged exposure to stressors. When a stressful situation occurs, the levels of stress hormones rises to meet the demands of the situation and fall once it is dealt with [24]. However, with prolonged exposure to chronic stress, the human body experiences:

- The wear and tear of stress response - for being activated more than once for a small period of time.
- Habituation - where the human body is habituated to function under stress.
- Prolonged Response - human body fails to go back to its base state.
- Inadequate Response - Human body loses its ability to respond to stress in future.

Chronic stress is categorized in three different stages. These stages along with the changes in the human body are presented in the Table III. The symptoms of stress are in a variety of form, a selected of which are shown in Fig. 2.

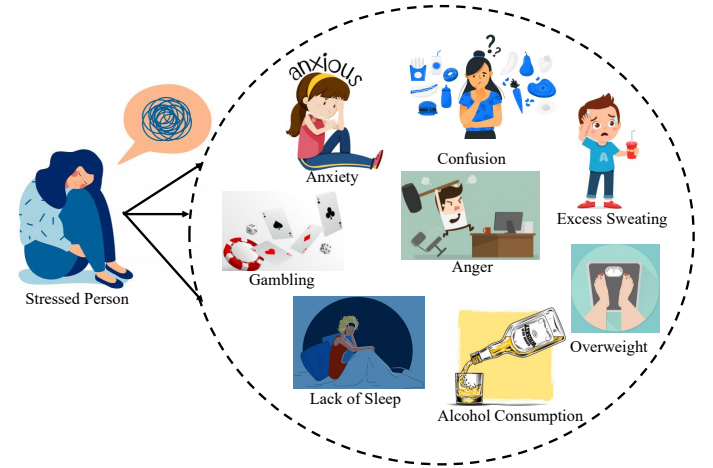


Fig. 2. Symptoms of Stress.

C. How to Control Stress?

A way to tackle stress is to find ways to cope up with it. There are two types of coping strategies: problem-focused and emotion-focused. Problem-focused strategies deal with analyzing the situations, accepting the outcomes, working harder, etc., while emotion-focused strategies are based on improving the mental health of the person by imagining, visualizing success or generating happy thoughts. As noted in Section II, there are very few applications or products which allow stress management and control. Incorporating self monitoring methods for stress in the IoMT provides a way to lay a strong foundation for developing a smart city. A way of

TABLE I
NOTABLE WEARABLES AVAILABLE IN THE MARKET

Wearable	Sensors Used	Features	Drawbacks
Xiaomi Mi Band 4 [12]	Heart Rate sensors; When connected to a phone, alerts will be sent by the device which tracks sudden increases in heart rate.	Tracks the number of hours slept and makes suggestions based on the calories burned.	No stress monitoring or control suggestions; Generalized application. Slow response to spikes in heart rate.
Garmin vivosmart 4 [13]	Sensors which monitor the amalgamation of sleep movement, heart rate, and pulse oxymeter sensor	A function that tracks stress levels based on previous activities; GPS function which notifies the user of the locations that increase stress levels.	No stress control suggestions or remedies. Price could deter consumers as market value is high.
Moodmetric Smart Ring [14]	Electrodermal activity	Uses an algorithm that maps stress data into a number between 1-100. Displays a round diagram that notifies the users stress fluctuation over a 12-hour period	No stress control suggestions or remedies. Not very affordable for everyone as the market price is high.
Muse 2 [15]	EEG	Sound therapy: the user will hear peaceful weather sounds when calm and thunder-storm sounds when the sensor picks up a wandering mind.	User is always required to wear the band, does not consider other physiological parameters.
Thync Relax Pro [16]	EEG	Deep sleep and relax modes by emitting higher and lower electric pulses to maintain the relaxed state.	High market price for the device plus an additional monthly charge for app usage. Sleep quality data cannot be accessed by the user thereby questioning the effectiveness of the device. Restricted usage for pregnant woman or individuals with a pacemaker.
Lief Smart Patch [17]	Heart Rate Variability (HRV).	When stress levels reach a high value, the app plays soothing sounds and sends vibrations through the patch.	Sticker underneath the sensor is not reusable thereby increasing the price. Does not measure cortisol levels in perspiration. User is not allowed data access.

TABLE II
STATE-OF-THE-ART LITERATURE.

Research	Sensors Used	Action	Drawbacks
Anusha et al. [18]	Electrodermal Activity (EDA)	Stress Monitoring	No Stress Control
Can et al. [19]	Heart Rate, Skin Conductance, Accelerometer and Skin Temperature	Stress Monitoring	No Stress Control
Delmastro et al. [20]	Physical Activity	Stress Detection	No Stress Control
Cheong et al. [21]	Heart Rate and Temperature Sensors	Stress Detection	No Stress Control
Hao et al. [22]	PPG and Accelerometer	Stress Detection	No Stress Control
iFeliz (Current Paper)	PSG, Food Images, Body Temperature, Accelerometer, Humidity	Stress Detection	Stress Control

TABLE III
STAGES OF CHRONIC STRESS

Stages	Effects on Human Body
Stage 1	Increase in Heart Rate, Breathing, Blood Sugar Levels, Blood Pressure Levels and Problems with Digestion.
Stage 2	Continuous Anxiousness and Worry, Overwhelming Feelings, Lack of Concentration, Increase of Alcohol Consumption, Uncontrollable Smoking, often Flu and Cold, Imagining the Worst of Everything and Memory Loss.
Stage 3	Heart diseases, Insomnia, Depression, Cancer and Burnout.

provides suggestion to control depending on the level of stress of the user. iFeliz can be an add-on to the wearables proposed for physical activity, stress-eating and smart-sleeping as well as can be a stand-alone device. The data from the many available smart devices is taken for suggesting stress control remedies through a mobile application interface to the user.

controlling the human body and gaining back control over it by monitoring physical activity data is provided in [25]. As over eating or binge eating is another main important factor for various health issues, a self monitoring system to analyze and differentiate stress-eating vs normal-eating is proposed in [26]. A similar method to tackle insomnia, a very important factor of stress, is proposed in [27].

iFeliz includes ways to analyze stress behavior as well as

V. ARCHITECTURE FOR STRESS CONTROL IN iFELIZ

The architecture of iFeliz has all the physiological data that is collected by the various sensors, the sleep cycle data and the food consumption data for analyzing and monitoring stress level fluctuations. This raw physiological sensor data is fed to deep learning edge models where the data processing and analysis is performed. After the analysis, the stress level is characterized. This characterized data is sent to the user

for visualization through a mobile application interface. The feedback through short-term and long-term advice is provided to the user through iFeliz as represented in Fig. 3.

The system level representation of iFeliz is shown in Fig. 4. The classified stress level data from the edge devices using deep learning models is sent to the cloud platform. From here, the database interconnected with the platform has the stress control remedies, both short-term and long-term. This control remedy data from the database is taken when required by the approaches. The suggested remedies are then displayed to the user through a mobile application.

VI. PROPOSED APPROACHES FOR STRESS CONTROL

iFeliz proposes short-term and long-term feedback mechanisms, as seen in Fig. 3. The short-term mechanisms are again classified in live or on-spot remedy approaches and day-end analysis of stress levels and remedies. The long-term mechanisms are analyzed in weekly and monthly approaches. The pictorial representation of the approaches proposed in iFeliz is shown in Fig. 5.

The four approaches are related as the decision of the analysis of each stress level along with the remedy are linked with the previous approach. The approaches in Fig. 5 follow Algorithm 1. Studies show that the mood of a person is directly proportional to the amount of time the person has spent in that mood [28], [29].

VII. IMPLEMENTATION AND VALIDATION

A. Implementation of Proposed Approaches for Stress Control

The analyzed classified stress level data from wearables is taken. This classified data is compared to the ranges of the Control Remedies data available in the database, as shown in Fig. 4. The respective and appropriate stress control remedies are provided to the user as notifications whenever there is a match in the comparison. Google Flutter is used for developing the application and is shown in the Fig. 6. Depending upon the type of approach, the short-term and long-term are displayed.

TABLE IV
REMEDIES FOR STRESS CONTROL FOR SHORT-TERM APPROACHES

Low Stress (Alarm Reaction)	Medium Stress (Resistance)	High Stress (Exhaustion)
1 min meditation	3 min meditation	15 min meditation
1 min heavy breathing	3 min heavy breathing	15 min heavy breathing
30 sec smile	1 min smile	10 heavy laughter's
Scroll through photos	Read motivational quotes	Watch funny videos
Stretch your body	Read a book	Write how you feel

Algorithm 1 iFeliz and its Approaches

```

1: Initialize the input random variables  $l, d, w$  and  $m$  to zero.
2: Initialize the output random variables  $st$  and  $lt$  to zero.
3: Assign the input variables to live, day-end, weekly and monthly respectively.
4: Assign output variables to short-term and long-term respectively.
5: Assign classified stress level data to  $D$  with  $L, M$  and  $H$  as Low, Medium and High levels.
6: Declare a Boolean variable 'data' to 'true' for  $D$  from wearables.
7: while data==true do
8:   Move the contents of  $D$  to  $l$ .
9:   while  $l==L \mid \mid l==M \mid \mid l==H$  do
10:    Display  $st$  for  $L, M$  and  $H$ .
11:    while  $l \neq 0$  do
12:     Move the contents of  $l$  to  $d$ .
13:     if  $0.08 * l == L$  then
14:      Display  $st$  for low stress.
15:     else if  $0.08 * l == M$  then
16:      Display  $st$  for medium stress.
17:     else if  $0.08 * l == H$  then
18:      Display  $st$  for High stress.
19:     end if
20:     while  $d \neq 0$  do
21:      Move the contents of  $d$  to  $w$ .
22:      if  $2 * d \geq H$  then
23:       Display  $lt$  for low stress.
24:      else if  $4 * d \geq H$  then
25:       Display  $lt$  for medium stress.
26:      else if  $5 * d \geq H$  then
27:       Display  $lt$  for High stress.
28:      end if
29:      while  $w \neq 0$  do
30:       Move the contents of  $w$  to  $m$ .
31:       if  $1 * w \geq H$  then
32:        Display  $lt$  for low stress.
33:       else if  $2 * w \geq H$  then
34:        Display  $lt$  for medium stress.
35:       else if  $3 * w \geq H$  then
36:        Display  $lt$  for High stress.
37:       end if
38:      end while
39:     end while
40:    end while
41:  end while
42: end while

```

B. Validation of Stress Control Remedies in iFeliz

The stress control remedies proposed in iFeliz are suggested in such a way that the user will be able to cope up with the situations. The division of short-term and long-term is made after considering the duration of a person experiencing stress and the impact of it. Yoga, and meditation are the go-

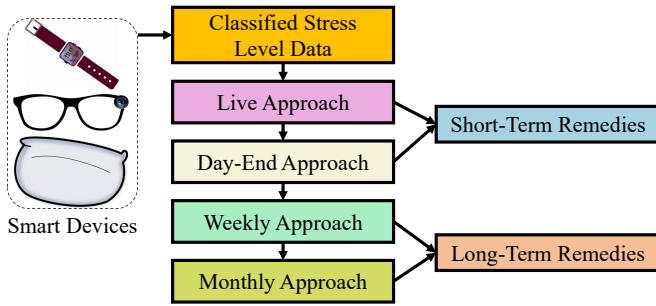
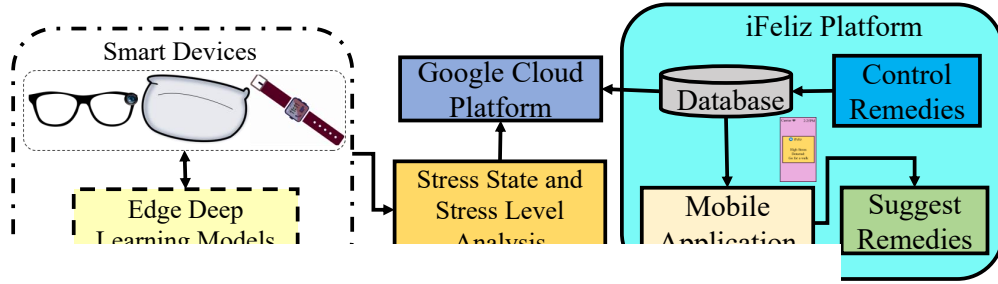
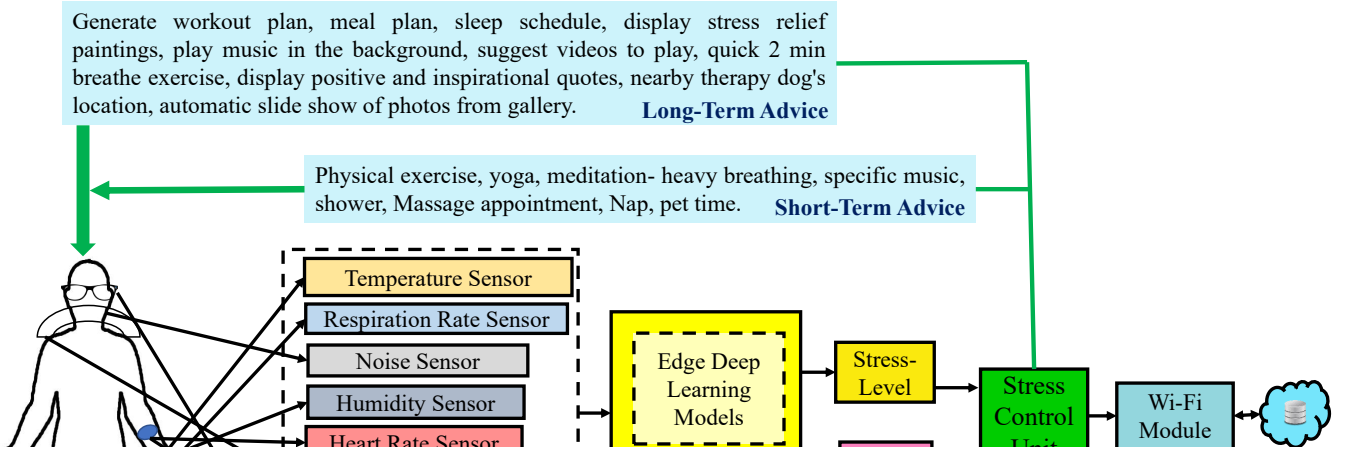


Fig. 5. Stress Control Approaches in iFeliz.

to remedies for even stage 3 chronic stress disorders [30], [31]. Studies also indicate that on exposure to certain pictures, or listening to music, there is a significant variation in the physiological response [32], [33]. Also, in our previous work [25]–[27] it has been shown that there is a significant effect of physical activity, food consumed and sleep quality on the

physiological response.

1) *Validation of Short-Term Remedies in iFeliz:* The proposed stress control remedies in the dataset are compared to the classified stress level data from wearables. The Live and Day-End approaches are considered as short-term as the duration of a person during stress is relatively low when compared to prolonged exposure of stress. Typically, Live and Day-End approaches can be categorized under acute or stage 1 chronic stress which are not severe when compared to chronic stress stages 2 and 3.

Table IV shows the short-term remedies for alarm reaction, resistance and exhaustion, as explained in Sec. IV-A.

2) *Validation of Long-Term Remedies in iFeliz:* The Weekly and Monthly approaches are considered long-term as the time duration of the stress is much higher. Such prolonged exposures cause many health issues for the users. These approaches can be categorized under stages 2 and 3 of chronic stress, anxiety issues, post-traumatic stress and are very important to stay in control for a person to live happily and stay healthy.

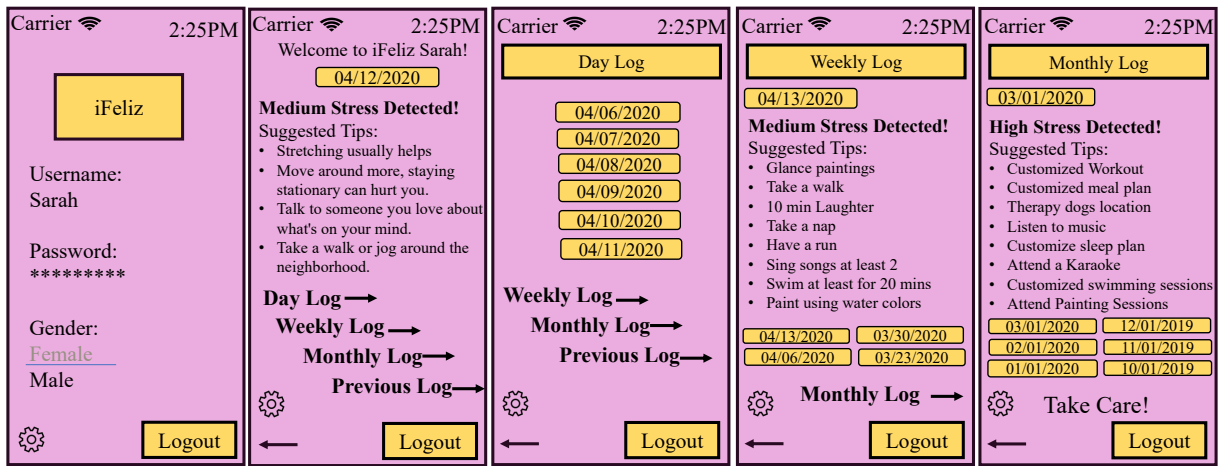


Fig. 6. User Interface of the Proposed iFeliz.

TABLE V
REMEDIES FOR STRESS CONTROL FOR LONG-TERM APPROACHES

Low Stress (Alarm Reaction)	Medium Stress (Resistance)	High Stress (Exhaustion)
15 min meditation	Glance paintings	Customized Workout
15 min heavy breathing	Take a walk	Customized meal plan
1 min smile	10 min laughter	Nearby therapy dog's location
Scroll through photos	Take a nap	Listen to music
Practice Yoga	Have a run	Customized Sleep Plan
Listen to Songs	Sing at least 2 songs	Attend a Karaoke
Take a hot bath	Swim for at least 20 mins	Customized swimming sessions
Practice Painting	Practice water color painting	Attend painting sessions

Table V displays the long-term remedies for alarm reaction, resistance and exhaustion.

3) *Comparison of iFeliz with the state-of-the-art*: The approaches proposed in iFeliz are compared with the state-of-the-art literature in Table VI.

VIII. CONCLUSIONS AND FUTURE RESEARCH

iFeliz is an attempt to lay a good foundation or to improve the operation for smart cities as healthcare is a very important domain for any smart city. We envision that the smartness of the city can be defined by the learning rate of both users and the equipment. Keeping this in mind, iFeliz has been proposed as a four-pronged application with no user input to analyze and control stress automatically. The mobile application can be interfaced with any wearable and can be made available for any mobile platform.

Increasing the scope of the application from smart cities to personalized user applications is one of our plans to investigate in the future. Creating personalized meal plans, workout plans, conducting virtual therapy sessions with the use of artificial intelligence, analyzing each and every situation of a person and informing the user about the chances of potential health hazards is the main objective of our ongoing research on this technical domain.

REFERENCES

- [1] J. Broughel and A. Thierier, "Technological Innovation and Economic Growth: A Brief Report on the Evidence," *Mercatus Research, Mercatus Center at George Mason University*, Feb. 2019.
- [2] S. Koutra, V. Becue, and C. S. Ioakimidis, "A Multiscalar Approach for Smart City Planning," in *Proc. IEEE International Smart Cities Conference (ISC2)*, 2018, pp. 1–7.
- [3] S. P. Mohanty, U. Choppali, and E. Kougianos, "Everything you wanted to know about smart cities: The Internet of things is the backbone," *IEEE Consumer Electronics Magazine*, vol. 5, no. 3, pp. 60–70, 2016.
- [4] D. Petrova-Antonova, O. B. M. Snchez, V. M. Larios, and M. M. Z. Ramirez, "Air quality monitoring and correlation: a use case of Sofia and Guadalajara," in *Proc. IEEE International Smart Cities Conference (ISC2)*, 2019, pp. 223–227.
- [5] P. Melnyk, S. Djahel, and F. Nait-Abdesselam, "Towards a Smart Parking Management System for Smart Cities," in *Proc. IEEE International Smart Cities Conference (ISC2)*, 2019, pp. 542–546.
- [6] S. Gren, D. F. ncevarlk, K. D. Yldz, and T. Z. Hakyemez, "On-Street Parking Spot Detection for Smart Cities," in *Proc. IEEE International Smart Cities Conference (ISC2)*, 2019, pp. 292–295.
- [7] T. Chaiwattanayon, N. Oudomying, P. Sankosik, P. A-Aree, K. Vasiksiri, N. Boonyakitjakarn, T. Janwattanakul, T. Pruekkumvong, P. Ketprapakorn, B. Lohachitranont, P. Wiboonatanasarn, C. Ratanamahatana, N. Prompoon, and M. Pipattanasomporn, "Share-IT: A Sharing Platform for a Smart Campus," in *Proc. IEEE International Smart Cities Conference (ISC2)*, 2019, pp. 599–604.
- [8] C. Chotbenjamaporn, A. Chutisilp, P. Threethanuchai, S. Poolkrajang, M. Tuwawit, P. Lao Wong, A. Tirajitto, E. Wang, R. Muangsiri, A. Compeecharoenporn, V. Srichawla, N. Prompoon, C. Ratanamahatana, and M. Pipattanasomporn, "A Web-based Navigation System for a Smart Campus with Air Quality Monitoring," in *Proc. IEEE International Smart Cities Conference (ISC2)*, 2019, pp. 581–586.
- [9] B. Vatcharakomphonphan, C. Chaksangchaichot, N. Ketchaikosol, T. Te-tiranont, T. Chullapram, P. Kosittanakiat, P. Masana, P. Chansajcha, S. Suttawuttiwong, S. Thamkittikhun, S. Wattanachindaporn, A. Boon-sith, C. Ratanamahatana, N. Prompoon, and M. Pipattanasomporn, "vCanteen: A Smart Campus Solution to Elevate University Canteen

TABLE VI
COMPARISON OF iFELIZ WITH STATE-OF-THE-ART

Research	Sensors	Features	Stress Detection	Stress Levels	Stress Control	Accuracy %
Anusha, et al. [18]	Electrodermal Activity (EDA)	57	Yes	3	No	85.06
Can, et al. [19]	Heart Rate, Skin Conductance, Accelerometer and Skin Temperature	NA	Yes	3	No	94.52
Delmastro, et al. [20]	Physical Activity	21	Yes	2	No	85
Cheong, et al. [21]	Heart Rate and Temperature Sensors	NA	Yes	NA	No	NA
Hao, et al. [22]	PPG and Accelerometer	NA	Yes	3	No	81.8
Rachakonda, et al. [26]	Image Data	4	Yes	2	Partially Yes	98
Rachakonda, et al. [25]	Body Temperature, Steps taken and Humidity	3	Yes	3	Partially Yes	98.3
Rachakonda, et al. [27]	Polysomnography, Sleep Duration and Snoring Range	8	Yes	5	Partially Yes	96
iFeliz (Current Paper)	PSG, Snoring Range, Sleep Duration, Images, Body Temperature, Steps taken and Humidity	15	Yes	3	Yes	97

- Experience,” in *Proc. IEEE International Smart Cities Conference (ISC2)*, 2019, pp. 605–610.
- [10] M. Z. Bjelica, “How Much Smart Is Too Much?: Exploring the Slow Adoption of New Consumer Technology,” *IEEE Consumer Electronics Magazine*, vol. 7, no. 6, pp. 23–28, 2018.
- [11] N. Schneiderman, G. Ironson, and S. D. Siegel, “Stress and Health: Psychological, Behavioral, and Biological Determinants,” *Annu Rev Clin Psychol*, vol. 1, p. 607628, 2005.
- [12] MI, “Mi smart band 4,” Website, 2019. [Online]. Available: <https://www.mi.com/global/mi-smart-band-4/>
- [13] Garmin, “Garmin vivosmart 4,” Website, 2020. [Online]. Available: <https://buy.garmin.com/en-US/US/p/605739>
- [14] MoodMetric, “Measuring stress with the moodmetric smart ring,” Website, 2020. [Online]. Available: <https://moodmetric.com/stress-measurement-data/>
- [15] Muse, “Muse 2,” Website, 2020. [Online]. Available: <https://choosemuse.com/muse-2/>
- [16] Thync, “Thync,” Website, 2017. [Online]. Available: <https://www.thync.com/>
- [17] L. Therapeutics, “Lief Smart Patch,” Website, 2020. [Online]. Available: <https://getlief.com/>
- [18] S. Anusha, P. Sukumaran, V. Sarveswaran, S. Surees Kumar, A. Shyam, T. J. Akl, P. Preejith S., and M. Sivaprakasam, “Electrodermal Activity Based Pre-surgery Stress Detection Using a Wrist Wearable,” *IEEE Journal of Biomedical and Health Informatics*, vol. 24, no. 1, pp. 92–100, 2020.
- [19] Y. S. Can, N. Chalabianloo, D. Ekiz, J. Fernandez-Alvarez, G. Riva, and C. Ersoy, “Personal Stress-Level Clustering and Decision-Level Smoothing to Enhance the Performance of Ambulatory Stress Detection With Smartwatches,” *IEEE Access*, vol. 8, pp. 38 146–38 163, 2020.
- [20] F. Delmastro, F. D. Martino, and C. Dolciotti, “Cognitive Training and Stress Detection in MCI Frail Older People Through Wearable Sensors and Machine Learning,” *IEEE Access*, vol. 8, pp. 65 573–65 590, 2020.
- [21] S. Cheong, C. Bautista, and L. Ortiz, “Sensing Physiological Change and Mental Stress in Older Adults From Hot Weather,” *IEEE Access*, vol. 8, pp. 70 171–70 181, 2020.
- [22] T. Hao, K. N. Walter, M. J. Ball, H. Y. Chang, S. Sun, and X. Zhu, “StressHacker: Towards Practical Stress Monitoring in the Wild with Smartwatches,” *AMIA Annu Symp Proc.*, no. 2017, pp. 830–838, Apr. 2018.
- [23] S. J. Lupien, “Brains Under Stress,” *La Revue Canadienne De Psychiatrie*, vol. 54, no. 1, pp. 4–5, 2009.
- [24] A. F. Khan, M. K. Macdonald, C. Streutker, C. Rowsell, J. Drake, and T. Grantcharov, “Defining the Relationship Between Compressive Stress and Tissue Trauma During Laparoscopic Surgery Using Human Large Intestine,” *IEEE J. Transl. Eng. Health Med.*, vol. 7, pp. 1–8, 2019.
- [25] L. Rachakonda, S. P. Mohanty, E. Kougianos, and P. Sundaravadivel, “Stress-Lysis: A DNN-Integrated Edge Device for Stress Level Detection in the IoMT,” *IEEE Trans. Consum. Electron.*, vol. 65, no. 4, pp. 474–483, 2019.
- [26] L. Rachakonda, S. P. Mohanty, and E. Kougianos, “iLog: An Intelligent Device for Automatic Food Intake Monitoring and Stress Detection in the IoMT,” *IEEE Transactions on Consumer Electronics*, vol. 66, no. 2, pp. 115–124, 2020.
- [27] L. Rachakonda, A. K. Bapatla, S. P. Mohanty, and E. Kougianos, “SaY-oPillow: Blockchain-Enabled Privacy-Assured Framework for Stress Detection, Prediction and Control Considering Sleeping Habits in the IoMT,” *arXiv Computer Science*, no. arXiv:2007.07377, July 2020.
- [28] N. A. Coles, J. T. Larsen, and H. C. Lench., “A meta-analysis of the facial feedback literature: Effects of facial feedback on emotional experience are small and variable,” *Psychological Bulletin*, 2019.
- [29] K. UT, “Psychologists find smiling really can make people happier,” *ScienceDaily*, Apr. 2019.
- [30] C. Woodyard, “Exploring the therapeutic effects of yoga and its ability to increase quality of life.,” *Int J Yoga.*, vol. 4, no. 2, pp. 49–54, 2011.
- [31] B. G. Shohani M and M. P. Nasirkandy, “The Effect of Yoga on Stress, Anxiety, and Depression in Women.,” *Int J Prev Med.*, Feb. 2018.
- [32] E. Bernat, C. J. Patrick, S. D. Benning, and A. Tellegen, “Effects of picture content and intensity on affective physiological response,” *Psychophysiology*, vol. 43, no. 1, pp. 93–103, 2006.
- [33] T. Schfer, P. Sedlmeier, C. Stdtler, and D. Huron, “The psychological functions of music listening,” *Front Psychol.*, pp. 4–511, 2013.