

Fast-transient Searches in Real Time with ZTFReST: Identification of Three Optically-discovered Gamma-ray Burst Afterglows and New Constraints on the Kilonova Rate

IGOR ANDREONI¹ AND MICHAEL W. COUGHLIN²

THESE AUTHORS CONTRIBUTED EQUALLY TO THIS WORK

ERIK C. KOOL,³ MANSI M. KASLIWAL,¹ HARSH KUMAR,⁴ VARUN BHALERAO,⁴ ANA SAGUÉS CARRACEDO,⁵
ANNA Y. Q. HO,^{6,7,8} PETER T. H. PANG,^{9,10} DIVITA SARAOGI,⁴ KRITTI SHARMA,⁴ VEDANT SHENOY,⁴ ERIC BURNS,¹¹
TOMÁS AHUMADA,¹² SHREYA ANAND,¹ LEO P. SINGER,^{13,14} DANIEL A. PERLEY,¹⁵ KISHALAY DE,¹ U.C. FREMLING,¹
ERIC C. BELLM,¹⁶ MATTIA BULLA,³ ARIEN CRELLIN-QUICK,⁶ TIM DIETRICH,^{17,18} ANDREW DRAKE,¹ DMITRY A. DUEV,¹
ARIEL GOOBAR,⁵ MATTHEW J. GRAHAM,¹ DAVID L. KAPLAN,¹⁹ S. R. KULKARNI,¹ RUSS R. LAHER,²⁰
ASHISH A. MAHABAL,^{1,21} DAVID L. SHUPE,²⁰ JESPER SOLLERMAN,³ RICHARD WALTERS,²² AND YUHAN YAO¹

¹*Division of Physics, Mathematics and Astronomy, California Institute of Technology, Pasadena, CA 91125, USA*

²*School of Physics and Astronomy, University of Minnesota, Minneapolis, Minnesota 55455, USA*

³*The Oskar Klein Centre, Department of Astronomy, Stockholm University, AlbaNova, SE-106 91 Stockholm, Sweden*

⁴*Indian Institute of Technology Bombay, Powai, Mumbai 400076, India*

⁵*The Oskar Klein Centre, Department of Physics, Stockholm University, AlbaNova, SE-106 91 Stockholm, Sweden*

⁶*Department of Astronomy, University of California, Berkeley, CA 94720-3411, USA*

⁷*Lawrence Berkeley National Laboratory, 1 Cyclotron Road, MS 50B-4206, Berkeley, CA 94720, USA*

⁸*Miller Institute for Basic Research in Science, 468 Donner Lab, Berkeley, CA 94720, USA*

⁹*Nikhef, 1098 XG Amsterdam, The Netherlands*

¹⁰*Department of Physics, Utrecht University, 3584 CC Utrecht, The Netherlands*

¹¹*Department of Physics and Astronomy, Louisiana State University, Baton Rouge, LA 70803, USA*

¹²*Department of Astronomy, University of Maryland, College Park, MD 20742, USA*

¹³*Astrophysics Science Division, NASA Goddard Space Flight Center, MC 661, Greenbelt, MD 20771, USA*

¹⁴*Joint Space-Science Institute, University of Maryland, College Park, MD 20742, USA*

¹⁵*Astrophysics Research Institute, Liverpool John Moores University,*

IC2, Liverpool Science Park, 146 Brownlow Hill, Liverpool L3 5RF, UK

¹⁶*DIRAC Institute, Department of Astronomy, University of Washington, 3910 15th Avenue NE, Seattle, WA 98195, USA*

¹⁷*Institut für Physik und Astronomie, Universität Potsdam, 14476 Potsdam, Germany*

¹⁸*Max Planck Institute for Gravitational Physics (Albert Einstein Institute), Am Mühlenberg 1, Potsdam 14476, Germany*

¹⁹*Center for Gravitation, Cosmology and Astrophysics, Department of Physics, University of Wisconsin–Milwaukee, P.O. Box 413, Milwaukee, WI 53201, USA*

²⁰*IPAC, California Institute of Technology, 1200 E. California Blvd, Pasadena, CA 91125, USA*

²¹*Center for Data Driven Discovery, California Institute of Technology, Pasadena, CA 91125, USA*

²²*Caltech Optical Observatories, California Institute of Technology, Pasadena, CA 91125, USA*

ABSTRACT

While optical surveys regularly discover slow transients like supernovae on their own, the most common way to discover extragalactic fast transients, which fade within a few nights in the optical, is via follow-up observations of gamma-ray burst and gravitational-wave triggers. However, wide-field surveys have the potential to also identify rapidly fading transients, including counterparts to multi-messenger sources, independently of such external triggers. The volumetric survey speed of the Zwicky Transient Facility (ZTF), in particular, makes the survey sensitive to objects that are as faint and fast-fading as kilonovae, the optical counterparts to binary neutron stars and neutron star–black hole mergers, out to almost 200 Mpc. In this paper, we introduce an open-source software infrastructure, the ZTF REaltime Search and Triggering, ZTFReST, which is designed to identify kilonovae and fast optical transients in ZTF data. Using the ZTF alert stream combined with forced point spread function photometry, we have implemented automated candidate ranking based on their photometric evolution and fitting to kilonova models. Automated triggering of follow-up systems, such as Las Cumbres Observatory, for sources that pass user-defined thresholds, has also been implemented. In 13 months of science validation, we found several extragalactic fast transients independent of any external trigger (though some counterparts were identified later), including at least one supernova with post-

shock cooling emission (ZTF21aabxjqr), two known afterglows with an associated gamma-ray burst (ZTF20abbiixp, ZTF20abwysqy), two known afterglows without any known gamma-ray counterpart (ZTF20aaajnsq, ZTF21aaeyldq), and three new fast-declining sources (ZTF20abtxwfx, ZTF20acozyr, and ZTF21aagwbjr) that are likely associated with GRB 200817A, GRB 201103B, and GRB 210204A. However, we have not found any objects which appear to be kilonovae; therefore, we constrain the rate of GW170817-like kilonovae to $R < 900 \text{ Gpc}^{-3} \text{ yr}^{-1}$. A framework such as ZTFReST could become a prime tool for kilonova and fast transient discovery with the Vera C. Rubin Observatory’s Legacy Survey of Space and Time.

1. INTRODUCTION

Multi-messenger sources of astrophysical transients are changing time-domain astronomy. With a variety of survey facilities now online, there are numerous examples of systems making detections of these sources in the optical possible. These include the Panoramic Survey Telescope and Rapid Response System (Pan-STARRS; Morgan et al. 2012), Asteroid Terrestrial-impact Last Alert System (ATLAS; Tonry et al. 2018), the Dark Energy Camera (DECam; Flaugher et al. 2015), the Zwicky Transient Facility (ZTF; Bellm et al. 2019; Graham et al. 2019; Masci et al. 2019; Dekany et al. 2020), and, in the near future, BlackGEM (Bloemen et al. 2015) and the Vera C. Rubin Observatory’s Legacy Survey of Space and Time (LSST; Ivezić et al. 2019).

Relevant for optical fast-transient discovery have been searches for afterglows from gamma-ray bursts (GRBs; Klebesadel et al. 1973; Metzger et al. 1997; Gehrels & Mészáros 2012); these include both “short” and “long” classes (Kouveliotou et al. 1993), although this classification is subject to debate (Norris & Bonnell 2006; Zhang & Choi 2008; Bromberg et al. 2013; Burns et al. 2016). These sources have been identified by GRB survey instruments such as the *Neil Gehrels Swift Observatory* mission (Gehrels et al. 2004) and the Gamma-ray Burst Monitor (GBM; Meegan et al. 2009) onboard the *Fermi* satellite. In addition to many afterglow detections associated with Swift, dedicated follow-up of GBM sources in particular by both the Palomar Transient Factory (PTF; Law et al. 2009) and ZTF at Palomar Observatory have yielded afterglow detections as well (Singer et al. 2015; Coughlin et al. 2019b; Ahumada et al. 2020).

During LIGO and Virgo’s second observing run, the detection of GW170817 (Abbott et al. 2017a), its burst of gamma-rays GRB 170817A (Goldstein et al. 2017; Savchenko et al. 2017; Abbott et al. 2017b), its short GRB afterglow (Alexander et al. 2017; Haggard et al. 2017; Hallinan et al. 2017; Margutti et al. 2017; Troja et al. 2017) and an optical/infrared “kilonova” counterpart, AT2017gfo (Andreoni et al. 2017; Arcavi et al. 2017; Hu et al. 2017; Chornock et al. 2017; Coulter et al. 2017; Cowperthwaite et al. 2017; Drout et al. 2017; Díaz et al. 2017; Evans et al. 2017; Kasliwal et al. 2017; Kilpatrick et al. 2017; Lipunov et al. 2017; Mc-

Cully et al. 2017; Nicholl et al. 2017; Shappee et al. 2017; Pian et al. 2017; Smartt et al. 2017; Tanvir et al. 2017; Utsumi et al. 2017), introduced the world to the science of counterparts to gravitational waves (GW) detected by Advanced LIGO (Aasi et al. 2015), Advanced Virgo (Acernese et al. 2015), and in the future, KAGRA (Somiya 2012). The detection and characterization of kilonovae enable constraints on the neutron star equation of state (Bauswein et al. 2017; Margalit & Metzger 2017; Coughlin et al. 2019a, 2018, 2019c; Annala et al. 2018; Most et al. 2018; Radice et al. 2018; Lai et al. 2019; Dietrich et al. 2020), the Hubble constant (Coughlin et al. 2020a,b; Abbott et al. 2017; Hotokezaka et al. 2018; Dietrich et al. 2020), and r-process nucleosynthesis (Chornock et al. 2017; Coulter et al. 2017; Cowperthwaite et al. 2017; Pian et al. 2017; Rosswog et al. 2017; Smartt et al. 2017; Watson et al. 2019; Kasliwal et al. 2019).

With the end of the third LIGO-Virgo observing run (O3), and with the entrance of KAGRA, without a viable counterpart to a binary neutron star or neutron star–black hole merger candidate (e.g., Andreoni et al. 2019a; Coughlin et al. 2019d; Goldstein et al. 2019; Gomez et al. 2019; Lundquist et al. 2019; Anand et al. 2020; Ackley et al. 2020; Andreoni et al. 2020a; Antier et al. 2020; Gompertz et al. 2020; Kasliwal et al. 2020), it becomes particularly urgent to continue the search for such objects in optical, wide-field survey data, independently of other multi-messenger and multi-wavelength triggers. These searches also serve as unbiased surveys for optical emission, with the potential to discover, for example, collapsars with dirty fireballs (Dermer et al. 2000) that do not have prompt GRB emission (Dermer et al. 2000; Huang et al. 2002; Rhoads 2003), or study whether optically identified kilonovae differ from those identified with gravitational-wave detections, while also enabling many of the studies of both cosmology and nuclear physics identified above. In this work, we will refer to “serendipitous” observations (and discoveries) as those performed within routine survey observations, as opposed to “triggered” target of opportunity (ToO) observations, which use timing and/or localization information from other wavelengths or messengers.

There are several differences between serendipitous and ToO searches. When a GW, GRB, or neutrino alert is issued, it is possible to perform dedicated, high-cadence ToO observations of these fields, using either a synoptic or a galaxy-targeted strategy (Gehrels et al. 2016). In addition to localization information, a trigger also provides an explosion time to which we can compare all of the transients in the alert stream. Serendipitous observations, on the other hand, do not rely on another detector to have found an astrophysical transient first, and therefore have neither localization nor explosion time information. For this reason, rare fast transients can be more difficult to pick out. Survey data also provide us with a much larger number of images to mine, which is technically challenging, but at the same time could offer a broad range of discovery opportunities. Serendipitous searches of this type have already been successful in the cases of GRB afterglows (Cenko et al. 2015; Stalder et al. 2017; Ho et al. 2018; Andreoni et al. 2020b; Kasliwal et al. 2020) and afterglows with no GRB detected (Cenko et al. 2013; Ho et al. 2020c). Multi-facility programs such as the “Deeper, Wider, Faster” program (Andreoni et al. 2020c, Cooke et al., in preparation) aim discovering counterparts to fast radio bursts and other elusive transients via simultaneous multi-facility observations at many different wavelengths.

We are motivated to search for serendipitous kilonovae in optical survey data. Unfortunately, kilonovae and gamma-ray burst afterglows, the objective of this study, rapidly fade in the optical (on timescales of a night), and therefore are more difficult to detect than other transients such as supernovae, often identifiable for weeks to months. In addition, kilonovae are expected to rapidly redden with time, making their identification potentially easier but detection possibly harder in optical bands.

There are many more transients from the alert generators than can be characterized in these modes of operation, due to limited follow-up telescope time. For example, ZTF can generate more than a million alert packets per night (Patterson et al. 2018), thus providing the transient community with a preview of the experience expected for the LSST data stream. However, as of December 2020, only $\sim 10\%$ of transients reported on the Transient Name Server (TNS) have been spectroscopically classified (Kulkarni 2020), predominantly due to lack of observation time. As kilonovae are inherently faint, it is relatively unlikely for them to be classified in routine spectroscopic follow-up of bright transients such as through the Bright Transient Survey (Fremling et al. 2020). Galaxy-targeted searches such as the Census of the Local Universe program (De et al. 2020a) are sensi-

tive to dimmer sources, although the project relies only on ZTF alerts and is limited by galaxy catalog completeness.

In Andreoni et al. (2020b), we presented kilonova rate constraints from archival searches of serendipitous observations from March 2018 to February 2020. These observations were during ZTF Phase I, which covered March 2018 to September 2020; ZTF Phase II has been ongoing since then. In Andreoni et al. (2020b), several candidates were identified where real time follow-up would have greatly improved our ability to confirm the nature of the fast transients. This fact motivated us to automate discovery and follow-up infrastructure to rapidly identify fast transients in optical survey data; other surveys such as Pan-STARRS are also undertaking dedicated searches of this kind (McBrien et al. 2020). This infrastructure is inspired by brokers such as the Alert Management, Photometry and Evaluation of Lightcurves (AMPEL; Nordin et al. 2019; Soumagnac & Ofek 2018) and builds upon existing tools such as the “Target and Observation Managers” (TOMs) being built by Las Cumbres Observatory and others (Street et al. 2018), or the automatic triggering capabilities already implemented in AMPEL (Nordin et al. 2019).

We have developed automated filtering and follow-up infrastructure designed to perform a serendipitous search for kilonovae and afterglows known as ZTF Realtime Search and Triggering, ZTFReST. In this paper, we describe the ZTFReST automated infrastructure and first results obtained during science validation. We describe the algorithms and their implementation in §2. The science validation and early results are detailed in §3. Three case studies are extensively presented in §4, to demonstrate the type of multi-wavelength analysis made possible when fast transients are found serendipitously in the survey. We translate our non-detection of kilonovae into rate limits in Section 5. We summarize our conclusions and future outlook in §6.

2. ZTFReST

A solid identification of rare transients such as kilonovae and orphan afterglows require multi-band, and often, multi-wavelength or multi-messenger data. To make this possible, one must first determine which of the many transients identified could be objects of interest based on their magnitude and color evolution, amongst other parameters. Once a strong candidate has been identified, the goal is to perform spectroscopic classification, when possible, and build a well-sampled, multi-wavelength light curve to characterize the system. This is particularly interesting for kilonovae as photometry and spectroscopy make it possible to extract infor-

curve data in a single MongoDB, *Kowalski* also has built-in capabilities of matching against external catalogs. We regularly query *Kowalski* to identify the transients that pass specific criteria. In particular, we are interested in transients that are i) astrophysical in nature, i.e. unlikely instrumental artifacts; ii) short-lived; iii) without previous history of variability; and iv) without a spatially coincident stellar counterpart. Appropriate queries to *Kowalski* can address these requirements. The real/bogus selection, which is used to ensure transients are astrophysical in nature, is based on a deep learning classification algorithm (Duez et al. 2019). We employ a threshold of $\text{drb} > 0.9$, for which Duez et al. (2019) measured a false positive rate of 0.4% at the cost of a false negative rate of 5%. For further details regarding the other query parameters, we refer the reader to Andreoni et al. (2020b).

2.2. Light curve generation and fitting

The main focus of this pipeline is to find transients undergoing rapid luminosity evolution and, in particular, those that are rapidly fading. Therefore, we generate a set of light curves for each transient and fit them to a linear model in magnitude space, to measure either the decay or rise rates, in units of magnitudes per day. This metric has been used in the past (Kasliwal et al. 2020) to model the luminosity evolution of kilonovae, and provides a straightforward approximation for the luminosity evolution over the timescales and passbands we are interested in here. For each candidate, up to three types of light curves can be generated: a light curve based on the content of the ZTF alerts, a PSF forced-photometry light curve, and a nightly “stacked” light curve, built by combining forced photometry measurements (see below).

The light curves from the alerts are compiled with the full candidate detection history (the `prv` field in the alert packets), thus including $3 \leq S/N \leq 5$ detections found by the ZTF pipeline prior to the initial $> 5\sigma$ alert. First, we make a cut on the duration, both filter-agnostic and per-band. We select only candidates with a maximum total duration of 14 days (i.e. reject any candidates whose difference between first and last detection exceeds 14 days) and a maximum single-band duration of 10 days, 12 days, and 14 days in g -, r -, and i -band respectively; these numbers were broadly tailored to a conservative estimate of kilonova fade rates and expected ZTF limits for kilonovae in the local universe. Second, we perform linear fits in magnitude vs time space when light curves have multiple detections over at least a 0.5 day baseline in a given band; to be as simple as possible, the fits are not weighted and no

chi-squared metric or similar is evaluated. We place a hard constraint of fading at least 0.3 mag day^{-1} in any one of the g -, r - or i -bands, as shown to be appropriate for a wide-range of kilonova model grids (Andreoni et al. 2020b; Kasliwal et al. 2020). Those candidates that do not pass this threshold are rejected from further consideration.

For those objects which are either fading faster than this threshold or for which there is not currently enough signal to noise in the existing observations to tell, we perform a data quality check based on nearby alerts. If there were recent alerts within $3''$ of the object and different ID (i.e., further than $1''$), it is possible that the candidates are artifacts caused by electronic crosstalk or by reflections within the optical system (known as “ghosts”). For those objects not rejected by this criteria, PSF photometry is performed pinned to the median location of each candidates’ set of alerts using *ForcePhotZTF* (Yao et al. 2019), on images processed with the ZTF pipeline at IPAC (Masci et al. 2019) using the ZOGY image-subtraction algorithm (Zackay et al. 2016). The precise coordinates of the candidates are obtained from the median location reported in the ZTF alerts.

At this point, we created “stacked” light curves, where the forced-photometry flux within each night in each band is “optimally” combined. Specifically, we use a weighted average when all the data points have $S/N \geq 3$, where the squares of the S/N are used as weights. If a night includes at least one data point with $S/N < 3$, a simple mean is used. Numerous tests revealed that stacking flux this way reduces significantly the number of spurious low- S/N detections, while providing us with deeper and more precise photometry of sources with $S/N < 3$ in individual exposures (see Figure 2 in Andreoni et al. 2020b).

The fit to linear models is repeated for both the forced and stacked photometry. Once again, candidates failing the 0.3 mag day^{-1} cut are rejected from further consideration if their light curves have sufficient signal to noise and baseline to fit to linear models.

2.3. Galaxy catalog cross-matching

Those objects that pass this step are cross-matched with galaxies further than 10 Mpc in the Census of the Local Universe (CLU) catalog (Cook et al. 2017), with a “match” declared if the catalog-reported location of the galaxy is within 100 kpc of the transient’s location (Berger 2014); this catalog is especially useful given its completeness (85% in star-formation and 70% in stellar mass at 200 Mpc). Catalogs like CLU and GLADE (Dálya et al. 2018) have proven to be very useful for

galaxy-targeted follow-ups of gravitational-wave events, including GW170817 (Arcavi et al. 2017; Coulter et al. 2017; Valenti et al. 2017), especially powerful given it reduces the sky area requiring covering to $\approx 1\%$ within these local volumes (Cook et al. 2017). Given the intrinsically faint absolute magnitudes of kilonovae, the presence of a transient in a known nearby galaxy could make it particularly interesting. Even if there is no match, we do include the candidate in the scanning step, i.e. this is a value-added diagnostic.

2.4. Kilonova model fitting

At this point, we have two optional features implemented. The first employs automated fits to kilonova light curve model grids, such as those provided by Kasen et al. (2017) and Bulla (2019), combined with a Gaussian Process Regression framework (Coughlin et al. 2018, 2019a; Dietrich et al. 2020). In particular, due to the limited number of light curve points, we reduce dimensionality with single component light curve models by default; however, multiple component models with both “dynamical ejecta” and disk winds driven by neutrino energy, magnetic fields, viscous evolution and/or nuclear recombination are also available (e.g., Metzger et al. 2008; Bauswein et al. 2013; Dietrich & Ujevic 2017; Siegel & Metzger 2017). Unlike fitting to GW170817 or similar, neither the explosion time nor the distance is fixed, and therefore in addition to the model parameters such as the ejecta masses, ejecta velocities, lanthanide fractions, inclination angles, amongst others, both the distance modulus and the explosion time must be fit for. For now, we optionally perform the fits; in the future, we desire to use these fits to prioritize follow-up resources and use the fit efficacy to assign a probability of “discovery”.

2.5. Semi-automatic follow-up triggering

The second feature is to automatically trigger follow-up observations based on the Las Cumbres Observatory network (Street et al. 2018). The ZTF survey cadence may be insufficient, on its own, to fully characterize the fast decaying light curves of afterglows and kilonovae, especially when considering loss of time due to weather or bright moon phases. For this reason, automated infrastructure to trigger on particularly interesting candidates has been implemented.

The objects surviving the selection criteria are scanned by on-duty astronomers within dedicated Slack application channels built for this purpose. We use a set of scores, built based on the presence of rapid decay, proximity to a CLU galaxy, distance from the Galactic plane, and others in order to prioritize the candidates

for scanning; we do not make any cuts on Ecliptic latitude. Within the Slack channel, textual information such as the coordinates, fade rates, CLU galaxy crossmatch, Galactic latitude, and expected extinction are listed. We also display both the discovery, reference, and difference images, as well as the photometric time-series plotted separately for the alert, forced photometry, and stacked photometry data streams. From within Slack, we can trigger Las Cumbres Observatory network (Street et al. 2018) observations directly with a simple command. These data obtained with LCO are reduced automatically using a dedicated pipeline (Fremling et al. 2016) and uploaded in the GROWTH Marshal (Kasliwal et al. 2019) during ZTF Phase I and in the Fritz marshal (van der Walt et al. 2019; Duev et al. 2019) during ZTF Phase II; these Marshals are used for examining all relevant proprietary and external data-sets rapidly, enabling communication between collaboration members and triggering further followup observations of interesting objects.

3. SCIENCE VALIDATION AND FIRST RESULTS

Since 2020 September 21, we have been running ZTFReST every day. We validated the output of the pipeline by running it first on 265 days of ZTF “archival” data, from 2020 January 1 to 2020 September 20; from then on, new data was processed daily. On $\sim 7\%$ of nights, the dome is closed and there is no new data; a further $\sim 3\%$ of nights have poor conditions such that the magnitude limits are 2 magnitudes brighter than the median limits for the survey. A summary of the confirmed extragalactic fast transients (along with one yet un-classified source) identified during science validation can be found in Table 2.

3.1. Science validation I: archival data

The ZTFReST code allows us to easily input a range of dates to search for candidates, with the default being the last 24 hours from the time when the pipeline starts running.

The 265 days of data used for the science validation yielded 81,651,645 alerts in total. We identified 15,555 short-duration (at most 14 day) transient candidates using Kowalski. Since the main objective of this science validation is to understand the ZTFReST capability to find extragalactic fast transients, we limited our queries to high Galactic latitudes by imposing a $|b_{Gal}| > 10$ deg cut, which brings the number of candidates to 12,710. The candidates with a fading rate faster than 0.3 mag day^{-1} in at least one band with at least one photometry method (alerts, forced photometry, or stacked forced photometry) are 309. Of these

Filtering criteria	# of Candidates
Science Validation	15,555
$ b_{Gal} > 10$ deg	12,710
At least one band: 0.3 mag day^{-1}	309
All bands: 0.3 mag day^{-1}	177
Kilonova-like fade rates	40
Not previously identified CVs	12
Likely afterglows	4
Likely kilonovae	0

Table 1. Filtering results for ZTFreST on 265 days of archival science validation data. We show the number of transients that pass each step, having applied that criteria over the remaining transients from the previous stage. The criteria are further described in Section 3.1.

candidates, we reject 132, as they have a slow evolution (fade rate slower than 0.3 mag day^{-1}) in at least one band; while this requirement is not used for our real-time processing (see below), it was useful to limit the number of science validation candidates. This brings the number of candidates down to 177, of which 29 are located within 100 kpc from CLU catalog galaxies further than 10 Mpc. To demonstrate the benefit of the Galactic latitude cut in particular, Figure 2 shows the cumulative density function of $|b_{Gal}|$ for those transients passing the criteria of fading faster than 0.3 mag day^{-1} in at least one band; unsurprisingly, $\sim 45\%$ of such transients are located $|b_{Gal}| \leq 10$; because there are so many stars near to the Galactic plane, the likelihood of identifying flaring stars there is very high, indicating the utility of such a cut to decrease the background of Galactic stars.

For science validation purposes, we applied criteria for light curve evolution based on kilonova models as in Andreoni et al. (2020b). Thus, we selected those sources with fading rates larger (i.e., faster) than $0.57 \text{ mag day}^{-1}$ in g -band, $0.39 \text{ mag day}^{-1}$ in r -band, or 0.3 mag day^{-1} in i -band; again, this is a stricter cut than used in our real-time processing (see below). Only 40 candidates passed the strict selection criteria. We vetted the candidates by inspecting, for each one of them, small cutouts of the science image, the reference image, and the image subtraction, the light curve built with information included in the ZTF alerts, the forced PSF photometry light curve, and the nightly stacked PSF photometry light curve. Twelve candidates found during archival searches passed human inspection that were not already classified as cataclysmic variables (CVs). Of those, eight were excluded from the sample after further vetting. In particular, for one candidate, faint detections were revealed by forced photometry on every ZTF image available; three showed

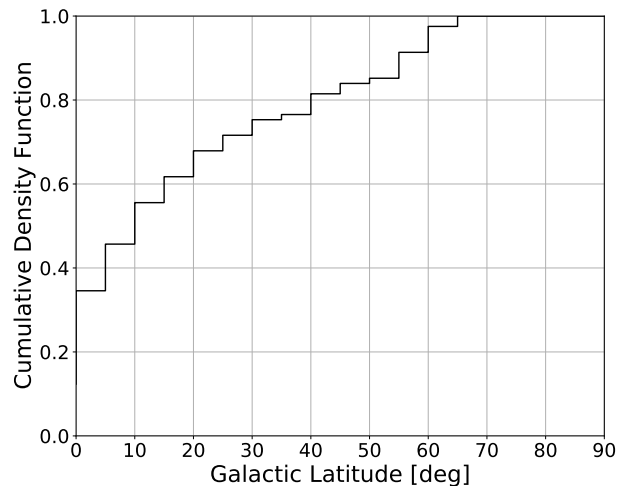


Figure 2. Cumulative density function of $|b_{Gal}|$ for those transients passing the criteria of fading faster than 0.3 mag day^{-1} in at least one band.

multiple outbursts in ATLAS, found using the forced photometry server (Tonry et al. 2018; Smith et al. 2020); one had an underlying point source classified as “PSF” by Legacy Survey DR9 (Dey et al. 2019) *tractor* modeling; one appears to be a very slow moving object. Two are located at Galactic latitude $10 < |b_{Gal}| < 15$ deg in crowded stellar fields, appear to be hostless, and show blue or “grey” color ($g-r \leq 0$ mag), which suggests that they are more likely stellar outbursts rather than cosmological afterglows, kilonovae, or other types of genuine extragalactic transients.

Four sources passed all of our tests and are either confirmed or likely GRB afterglows:

- ZTF20aaajnsq (AT2020blt) was spectroscopically classified as an afterglow at redshift $z = 2.9$, with no associated gamma-ray counterpart (Ho et al. 2020d).
- ZTF20abbixp (AT2020kym) was likely the optical counterpart to GRB 200524A, already found serendipitously in ZTF data by Ho et al. (2020b). Optical spectroscopy suggests that the most probable redshift is $z = 1.256$ (Yao et al. 2021). This object will be discussed in a paper in preparation on afterglows discovered in ZTF.
- ZTF20abwysq (AT2020scz) was the confirmed optical counterpart to the short-duration GRB 200826A. This transient was found during rapid-response follow-up of a coarsely localized *Fermi* trigger with ZTF (Ahumada et al. 2020); it will be described in detail by Ahumada et al.

(in preparation). Follow-up observations placed it at redshift $z = 0.7481 \pm 0.0003$ (Rothberg et al. 2020).

- ZTF20abtxwfx (AT2020sev) was not spectroscopically confirmed, but its fast-evolving light curve, the presence of a radio counterpart, and a possible association with GRB 200817A (Fermi GBM Team 2020) suggest it being an afterglow as well (Andreoni et al. 2020). The multi-wavelength analysis of this transient is presented in §4.1, and photometry is presented in Table 3.

For a tabular summary of this discussion, please see Table 3.1.

In addition, we ran the pipeline on data from 2019, appropriately choosing time spans of ± 7 days centered on the first detection of two known sources of interest. The former, ZTF19aabgebm (AT2019aacx), is the afterglow counterpart to GRB 190106A. The latter, ZTF19aanhtzz (AT2019aacu) is a transient found at high Galactic latitude ($b_{Gal} = 59$ deg) that faded by $\Delta r = 1.24$ mag day $^{-1}$ (Andreoni et al. 2020b). Both ZTF19aabgebm and ZTF19aanhtzz were successfully recovered.

3.2. Science validation II: real time operations

Daily data processing with ZTFReST started on 2020 September 21. Every morning at 07:30 AM Pacific Time, when all the images acquired during the night are processed by the image-subtraction pipeline at IPAC (Masci et al. 2019), a `crontab` automatically starts ZTFReST. After ~ 30 minutes, ZTFReST finishes all the operations and a bot announces to the team that the analysis is complete via the `Slack` application (see also §2.5). While this process is currently run once per night, we may explore running halfway through the night to potentially identify some fast transients earlier in the future, possible due to the participation by scientists worldwide.

In the first ~ 4 months of operations, the pipeline has yielded between zero and eleven candidates per day by requiring a conservative fading rate larger than 0.3 mag day $^{-1}$. The median and mean number of candidates to be scanned per day has been 2 and 2.5, respectively, with a standard deviation of 2.4 candidates per day. Similarly, there have been a mean of 0.5 new candidates per day, with a peak of 5. No cut on the Galactic latitude has been applied.

Among the large number of sources found in near real-time, the transients we identified as extragalactic fast transients were:

- ZTF20acgigfo (AT2020urd) and ZTF20acstbfh (AT2020aapw) – Novae in the M31 galaxy.
- ZTF20acozyr (AT2020yxz) – Spectroscopically confirmed afterglow of long GRB 201103B. ZTF20acozyr is described in detail as a case study in §4.2.
- ZTF21aaarlbp (AT2021bl) – Nova in the M33 galaxy.
- ZTF21aabxjqr (SN 2021pb) – Shock cooling of a Type IIb supernova at redshift $z = 0.033$ (Fremming et al., in preparation).
- ZTF21aaeyldq (AT2021any) – Afterglow discovered serendipitously in ZTF data (Ho et al. 2021) without any associated GRB. Spectroscopic observations allowed a redshift of $z = 2.514$ to be measured and confirmed the nature of the transient (de Ugarte Postigo et al. 2021). ZTF21aaeyldq was discovered as part of the high-cadence Partnership survey by a filter designed to find fast transients described in (Ho et al. 2020d; Perley et al. 2021). The transient was missed during ZTFReST real-time operations because the time difference between the first and last detection in ZTF data was lower than our minimum baseline for light curve fitting of 0.5 days. Since the identification of ZTF21aaeyldq on 2021 January 16, we changed the threshold from 0.5 days to 0.125 days (3 hours). This allowed us to correctly recover ZTF21aaeyldq, which will be discussed in detail in future work (Ho et al., in preparation).
- ZTF21aagwbjr (AT 2021buy) – Confirmed afterglow of GRB 210204A (Kool et al. 2021; Hurley et al. 2021) at redshift $z = 0.876$ (Xu et al. 2021). ZTF photometry constrained the explosion time within 1.9 hours from the first detection. The transient was independently discovered also by the fast-transient filter described in Ho et al. (2020d). The light curve of ZTF21aagwbjr is shown in Figure 4 and in Table 6. A dedicated work presenting multi-wavelength analysis of this source is planned (Kumar et al., in preparation).
- ZTF21aahifke (AT2021clk) – Fast transient found in ZTF data (Andreoni et al. 2021a) and rapidly confirmed with the GROWTH-India Telescope (GIT) follow-up observations (Figure 7). The nature of ZTF21aahifke, whose analysis is presented in §4.3, is still unknown.

Name	TNS	RA	Dec	b_{gal} (deg)	Classification or GRB	References	Fade g (mag/d)	Fade r (mag/d)
ZTF20aaajnsq	AT2020blt	12:47:04.87	+45:12:02.25	71.9	Afterglow no GRB	[1]	-	1.58
ZTF20abbiixp	AT2020kym	14:12:10.34	+60:54:19.01	53.6	GRB 200524A	[2]	-	3.07
ZTF20abwysqy	AT2020scz	00:27:08.55	+34:01:38.36	-28.6	GRB 200826A	[3]	2.01	-
ZTF20abtxwfx	AT2020sev	16:41:21.23	+57:08:20.67	40.0	GRB 200817A	this work; [4]	0.49	0.48
ZTF20acgigfo	AT2020urd	00:40:31.10	+40:35:53.90	-22.2	Nova	this work	-	0.62
ZTF20acstbfh	AT2020aapw	00:40:19.74	+40:49:35.82	-22.0	Nova	this work; [5]	0.61	-
ZTF20acozyr	AT2020yxz	02:48:44.33	+12:08:14.16	-41.5	GRB 201103B	this work; [6]	0.75	0.78
ZTF21aaarlbp	AT2021bl	01:33:21.99	+30:33:01.27	-31.5	Nova	this work	0.81	0.87
ZTF21aabxjqr	SN2021pb	09:44:46.80	+51:41:14.41	47.4	Shock cooling	this work; [7,8]	0.40	0.28
ZTF21aaeyldq	AT2021any	08:15:15.34	-05:52:01.23	15.7	Afterglow no GRB	[9]	-	17.56
ZTF21aagwbjr	AT2021buv	07:48:19.30	+11:24:34.32	17.7	GRB 210204A	this work; [10]	-	2.34
ZTF21aahifke	AT2021clk	02:54:27.54	+36:31:56.74	-20.1	Unknown	this work; [11]	-	0.96
ZTF21aapkbav	AT2021gca	14:28:07.33	+33:29:49.38	68.2	SN II	this work; [7,12]	0.29	0.31

Table 2. Afterglows found with ZTFReST during science validation, in both archival searches (above the horizontal line; §3.1) and in real-time (below the horizontal line; §3.2). The names of the three new, confirmed afterglows discovered by ZTFReST are marked in boldface. For each transient, this table presents its Transient Name Server (TNS) denomination, coordinates (J2000), Galactic latitude, classification or associated GRB when known, discovery references, and fade rate at the time of discovery in g and r bands. In particular, the highest fade rates measured using ZTF alerts, forced photometry, and nightly stacked forced photometry are reported. References: [1] Ho et al. (2020d); [2] Ho et al. (2020b); [3] Ahumada et al. (2020); [4] Andreoni et al. (2020d); [5] Taguchi et al. (2020); [6] Coughlin et al. (2020); [7] Fremling et al., in prep; [8] Milisavljevic et al. (2021) [9] Ho et al. (2021); [10] Kool et al. (2021); [11] Andreoni et al. (2021a); [12] Andreoni et al. (2021b).

- ZTF21aapkbav (AT2021gca) – Fast transient discovered on 2021 March 19 (Andreoni et al. 2021b) associated with the nearby galaxy GALEXMSC J142807.45+332950.0 at redshift $z = 0.036$ (Kochanek et al. 2012), as tabulated by the NASA/IPAC Extragalactic Database (NED). Under the assumption that ZTF21aapkbav and the galaxy are associated, the absolute magnitude of the transient’s first (and brightest) detection was $M_r = -16.33 \pm 0.06$ mag. The fade rate of 0.3 mag day^{-1} that we measured from ZTF photometry (Figure 4, Table 7) in both g - and r -bands was confirmed by follow-up with the Lulin One-meter Telescope as part of the Kinder survey (Chen et al. 2021). The last ZTF upper limit before the first detection was measured on 2021 March 08 at 06:27 UT, which constrains the onset time to be within < 9.1 days from the first detection. Our team promptly triggered spectroscopy with Gemini North telescope equipped with the Gemini Multi-Object Spectrograph (GMOS) instrument.³ The spectrum revealed a broad H α feature extending to velocity $v \sim 9,000 \text{ km s}^{-1}$ and

possibly He I ($\lambda=5876$). The redshift was coarsely measured and consistent with the NED tabulated value. We concluded that ZTF21aapkbav was a fast-evolving supernova of Type IIb (see also Fremling et al., in preparation).

4. CASE STUDIES

In this section, we present three case studies. Two are new, confirmed afterglows discovered by ZTFReST, namely ZTF20abtxwfx (AT2020sev) and ZTF20acozyr (AT2020yxz). The discovery process and GRB association will be described, along with multi-wavelength follow-up and data analysis. The third case study is a fast transient of unknown origin, ZTF21aahifke (AT2021clk).

4.1. ZTF20abtxwfx

The discovery of ZTF20abtxwfx (AT2020sev) occurred during science validation on 2020 August 28, which is about 10 days after the first detection in ZTF data, when ZTFReST was not yet being used in real time. During present operations, a transient like ZTF20abtxwfx would be deemed worthy of spectroscopic and photometric follow-up after the second night post-discovery (Figure 3).

³ Program ID GN-2021A-Q-102, PI Ahumada

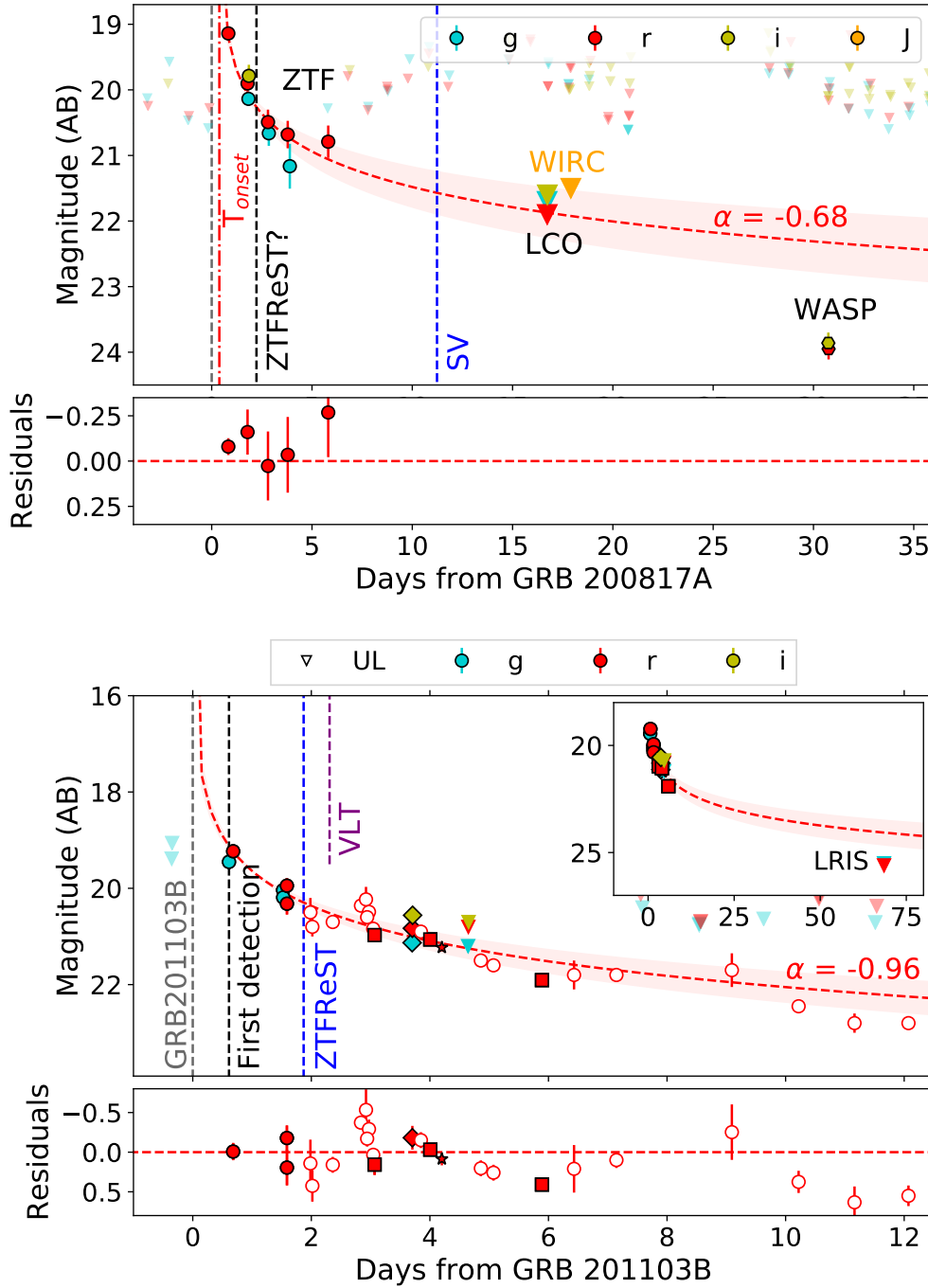


Figure 3. Forced PSF photometry light curve of the fast transients ZTF20abtxwfx (top panel) and ZTF20acozyr (bottom panel). *Top row:* In addition to ZTF optical data, the upper plot shows a J -band near-infrared upper limit (marked by triangles for all instruments) obtained with P200+WIRC and late-time optical imaging obtained with LCO and P200+WaSP (hexagons). The abscissa is centered on the detection time of GRB 200817A, under the assumption that it is the gamma-ray counterpart to ZTF20abtxwfx. The onset time estimated from the power-law fit, T_{onset} , is indicated by a vertical red line; the shaded region indicates the 1σ uncertainty on the power-law index; the fit residuals are shown in the bottom panel. The times of discovery during science validation (SV), the expected near real-time discovery time (during regular ZTFReST operations), and the GRB 201103B trigger time are indicated by vertical dashed lines. Fit residuals are shown for all r -band data points in the lower panel. *Bottom row:* In addition to ZTF optical data (solid circles), the upper plot shows our LCO (diamonds), LT (stars), and GIT (squares) follow-up observations. Open circles mark data points published by other groups via GCN circulars in r or R bands. The abscissa is centered on the detection time of GRB 201103B. A power-law fit was performed using only ZTF, LCO, LT and GIT r -band data for a fixed onset time, equal to the discovery time of GRB 201103B. Fit residuals are shown for all r -band data points in the lower panel. The near real-time discovery time of ZTF20acozyr is indicated with a blue dashed line. The purple dashed line marks the time when ZTF20acozyr was spectroscopically classified using X-Shooter on VLT (Xu et al. 2020).

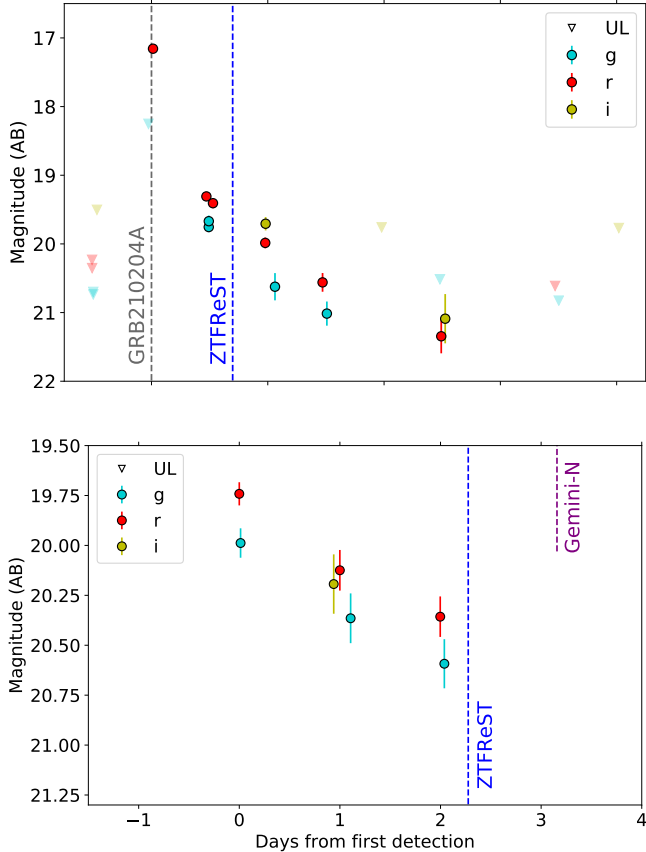


Figure 4. Photometric light curves of the fast transients ZTF21aagwbjr (*top*) and ZTF21aapkbav, the optically-discovered afterglow of GRB 210204A (*bottom*).

Multi-wavelength follow-up revealed a radio counterpart to ZTF20abtxwfx (Nayana & Chandra 2020a), which suggests the transient to be a cosmological afterglow. Specifically, it is possible that ZTF20abtxwfx is the optical counterpart to GRB 200817A (Fermi GBM Team 2020) or of a GRB that went undetected. Here we briefly present optical, near-infrared, and radio follow-up of the transient, along with gamma-ray analysis carried out in a time frame where we could expect the onset of the event to be placed (including when GRB 200817A occurred).

4.1.1. Optical and near-infrared

ZTF20abtxwfx was first detected on 2020 August 18 at 05:20 UT, hereafter labelled T_{det} . The ZTF forced-photometry optical light curve (Figure 3; Table 3) revealed a rapidly evolving transient that faded by ~ 1.3 mag in r -band in the first two days since T_{det} . The transient was last detected on 2020 August 23 at 04:51 UT, at $r = 20.98 \pm 0.24$ mag. Stringent upper limits constrained the transient onset time within < 1 day from T_{det} . The color of the transient appeared to

be red, with $g - r \sim 0.1$ mag and $g - i \sim 0.3$ mag one day after T_{det} . The Galactic extinction along the line of sight was low, with $E(B - V) = 0.015$ mag (Planck Collaboration et al. 2014).

We observed the source in the near-infrared with Palomar 200-inch (P200) equipped with Wide Field Infrared Camera (WIRC) on 2020 September 04 at 07:06 UT. The data were reduced using the automated pipeline described in (De et al. 2020b). No source was detected at the transient location, with 15 minutes of total exposure time, down to $J > 21.5$ (5σ). Optical follow-up observations were obtained with LCO + 1-m Sinistro imager⁴ and with P200 equipped with Wafer-Scale Imager for Prime (WaSP)⁵.

A power-law fit of the ZTF r -band light curve, converted to flux and using the expression $f = f_0(T - T_0)^\alpha$, returned an index $\alpha = -0.68 \pm 0.124$ and an estimated onset time T_{onset} corresponding to 2020 August 17, 18:34:32 UT with a 1σ uncertainty of 4.08 hours (Shenoy et al. 2020a). This value of α is within 2σ of the mean of the α -value distribution presented by Del Vecchio et al. (2016). Deep optical follow-up observations performed with P200+WaSP on 2020 September 17 at 03:12 UT, reduced with the pipeline described in De et al. (2020b), significantly deviated from the power-law fit ($\sim 3\sigma$), which suggests that a jet break occurred. This is evidence that, if ZTF20abtxwfx was the afterglow of a GRB, the GRB must have been on-axis, thus more easily detectable by space-based observatories than a GRB seen off-axis.

With a Bayesian analysis (Pang et al., in preparation) on the data with a light curve model of a GRB afterglow (Ryan et al. 2020), kilonova (Dietrich et al. 2020) and the combination of both, the evidence for these 3 hypotheses are estimated. The Bayes factors for GRB afterglow against the combination of GRB afterglow and kilonova is found to be $\sim 10^{3.42 \pm 0.08}$. And the Bayes factor for GRB afterglow against kilonova is $\sim 10^{3.58 \pm 0.08}$. Both suggest a strong preference for a GRB afterglow from the optical/NIR data alone.

4.1.2. Radio

Radio follow-up observations of ZTF20abtxwfx were performed using the Very Large Array (VLA). We observed the field in X-band (central frequency 10 GHz) twice, on 2020 August 31 and on 2020 September 15. Data were calibrated using the automated pipeline available in the Common Astronomy Software Applications

⁴ Programs NOAO2020B-005, PI Coughlin; TOM2020A-008, PI Andreoni

⁵ PI Kulkarni

(CASA; McMullin et al. 2007), with additional flagging performed manually, and imaged using the CLEAN algorithm (Högbom 1974). On the first epoch, we found a point source spatially consistent with ZTF20abtxwfx. The flux density of the radio source was $50 \mu\text{Jy}$, with an image RMS of $4 \mu\text{Jy}$ in 24 minutes of on-source time (Ho et al. 2020a). On the second epoch, acquired 15 days later, the flux density of the source decreased to $\sim 25 \mu\text{Jy}$.

A tentative detection with the upgraded Giant Metre-wave Radio Telescope (uGMRT) was reported (Nayana & Chandra 2020b) at central frequency 1250 MHz. Nayana & Chandra (2020b) measured a flux density of $96 \pm 22 \mu\text{Jy}$ on 2020 September 09 UT and $78 \pm 18 \mu\text{Jy}$ on 2020 September 20 UT.

The presence of a fading radio counterpart supports the scenario in which ZTF20abtxwfx is the optical afterglow of a relativistic explosion. The measured decline of the radio light curve is consistent with what is commonly observed during GRB follow-up observations (e.g., Chandra & Frail 2012).

4.1.3. Gamma and X-rays

We searched the GCN archives, the *Fermi*/GBM catalog, the *Fermi* GBM sub-threshold catalog, and the *Konus-Wind* triggered and waiting mode data for any possible counterpart in gamma-rays. We found one possible counterpart, GRB 200817A (Fermi GBM Team 2020). The trigger time of GRB 200817A was 2020 August 17 at 09:25:20 UT, referred to as T_0 in this section. The GRB happened in the time interval between the last optical non-detection and the first detection of ZTF and within the 3σ time interval from T_{onset} .

ZTF20abtxwfx was located in the 93rd percentile of the *Fermi* localization of GRB 200817A (Figure 5; Fermi GBM Team 2020; Goldstein et al. 2020). We confirmed that the position of ZTF20abtxwfx was within the GBM field of view at the time of GRB 200817A. The initial automated classification flag identified this burst as a short GRB; however, this was due to an unusual slow rise followed by a sharp spike which resulted in an incorrect source interval selection by the automated processing. The final duration measure of $T_{90} = 30.46$ s results in a long GRB classification for GRB 200817A (Figure 6).

We performed a spectral analysis of GRB 200817A using *Fermi*/GBM data. We chose data from GBM detectors so that the boresight angle was < 50 deg. For GRB 200817A, the selected detectors were n5 (21 deg) and b0 (21 deg). The GRB spectra were analyzed in a time interval of 30.46 s, equal to T_{90} , from $T_0 - 22.27$ s to $T_0 + 8.19$ s. We chose pre- and post-time intervals of 100 s for the background measurement. We have fit the data

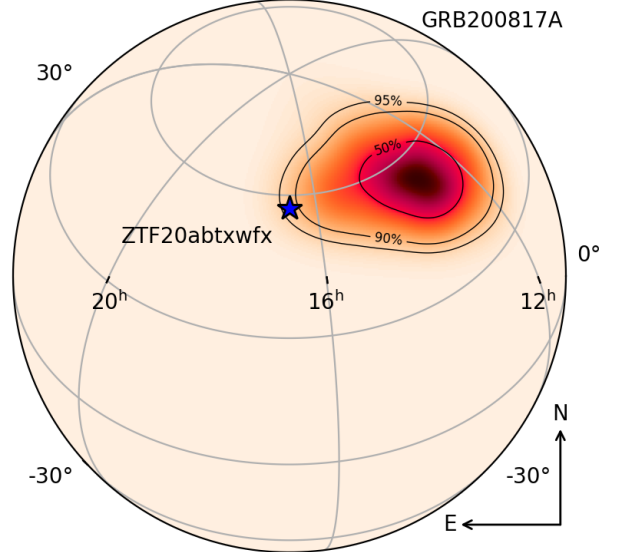


Figure 5. *Fermi*/GBM localization of GRB 200817A (Fermi GBM Team 2020; Goldstein et al. 2020). The optical transient ZTF20abtxwfx, marked with a blue star in the map, is included in the 93th percentile of the localization probability. The figure was created using the `ligo.skymap` Python package.

with several models including simple power law, cut-off power-law, Band function, and GRBCOMP model. A simple power-law model was found to be the best fit model, with power-law index $1.45(\pm 0.04)$ and with E_{norm} constrained to 100 keV (Figure 6). The model flux in the 10–1000 keV range was found to be $1.19 \times 10^{-7} \text{ ergs cm}^{-2} \text{ s}^{-1}$.

Furthermore, we carried out a thorough search for gamma-ray counterparts to ZTF20abtxwfx in data acquired with *AstroSat* Cadmium Zinc Telluride Imager (CZTI). ZTF20abtxwfx was not Earth-occulted at the time of *Fermi* GRB 200817A as seen from *AstroSat*. However, when we calculated fluxes using the parameters inferred from *Fermi*, we concluded that it was too faint for *AstroSat* to detect it, since we calculated an *AstroSat* detection limit of $\sim 3 \times 10^{-7} \text{ erg cm}^{-2} \text{ s}^{-1}$ for 4s binning in the direction of the transient. Therefore we cannot rule out an association between ZTF20abtxwfx and GRB 200817A, despite the *AstroSat* non-detection.

Finally, we conducted a search for new bursts in a time window of $T_{\text{onset}} \pm 12$ hours, which approximately corresponds to the 3σ time interval from the expected onset of ZTF20abtxwfx inferred from the optical light curve (see §4.1.1). The search did not yield any significant detection in CTZI data (Shenoy et al. 2020a). The CTZI burst closest to T_{onset} was GRB 200817B, which was detected on 2020 August 17 06:03:44 UT (Shenoy

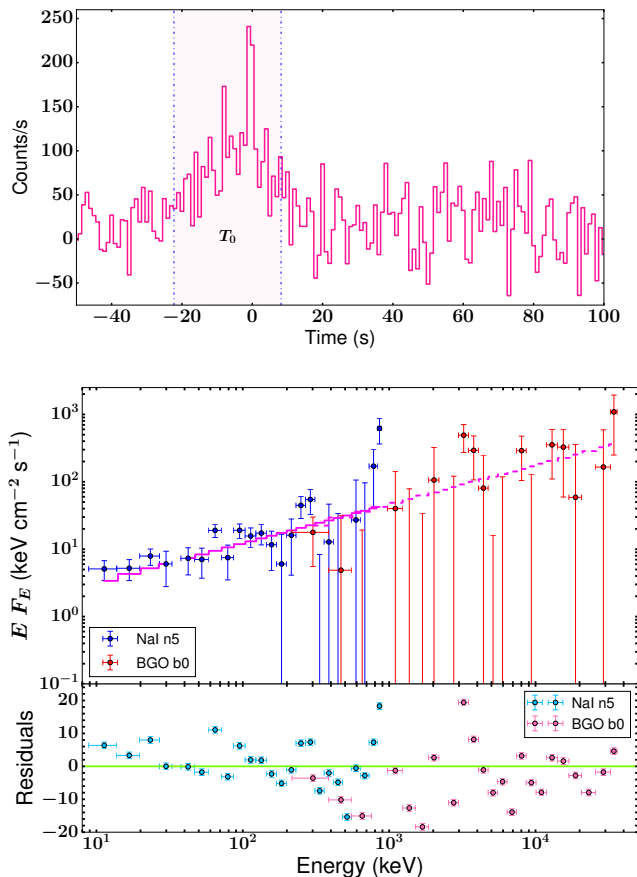


Figure 6. *Fermi*/GBM background subtracted lightcurve for GRB 200817A using data from NaI detector n5 in the energy range 8 - 900 keV. The top panel shows the emission episodes used for the time-integrated spectral analysis covering -22.27 s to 8.19 s. The bottom panel shows the broadband spectroscopy for the prompt emission episode of GRB 200817A fitted with a simple power-law. The blue and red data points are for NaI n5 and BGO b0 detectors respectively.

et al. 2020b), outside the 3σ time interval from T_{onset} . We conclude that GRB 200817A is the most likely high-energy counterpart to ZTF20abtxwfx.

4.2. ZTF20acozryr: serendipitous discovery of a long GRB afterglow in real time

The optical fast transient candidate ZTF20acozryr (AT2020yxz) was flagged by the ZTFReST pipeline on 2020 November 05 (Coughlin et al. 2020). ZTF20acozryr was first detected by ZTF on 2020 November 03 at 09:44 UT and faded by ~ 0.7 mag in g -band in ~ 0.9 days. A g -band upper limit constrained the onset time to be within $\lesssim 1$ day of the first detection. The photometry for this object is presented in Figure 3 and Table 4. The initial color of the transient appeared to be relatively red, with $g - r \sim 0.3$ mag around the time of the first ob-

servation. The Galactic extinction on the line of sight, $E(B - V) = 0.10$ mag, was too low to be responsible for the red color.

The rapid fade rate was flagged in near real time and LCO follow-up observations were promptly triggered⁶. These observations were crucial for continued light curve sampling for this object, given its faintness upon detection (~ 19.5 in g -band, ~ 19.2 in r -band) and the measured fade rate above 0.5 mag per day. Early discovery allowed us and the community to promptly trigger follow-up observations: spectroscopy from the Very Large Telescope (VLT) ~ 2.3 days later led to a measured redshift $z = 1.105$, spectroscopically confirming ZTF20acozryr to be an afterglow (Xu et al. 2020).

At the same time, a Swift ToO observation (ID 21039) was approved, resulting in a confirmation of an X-ray counterpart (Evans et al. 2020). Similarly, the IPN network confirmed consistency of the transient’s location with the localization inferred for the long-duration, bright GRB 201103B (Svinkin et al. 2020) first reported by AGILE (Ursi et al. 2020).

After its prompt public announcement (Coughlin et al. 2020), ZTF20acozryr was imaged with several telescopes. Photometric follow-up was reported by Xu et al. (2020); Zhu et al. (2020); Belkin et al. (2020b,a); Sharma et al. (2020); Paek et al. (2020); Belkin et al. (2020c,d); Volnova et al. (2020); Moskvitin & GRB Follow-Up Team (2020); Belkin et al. (2020e); see also Figure 3.

On 2021 January 11, about 10 weeks after GRB 201103B, we observed ZTF20acozryr with the Low Resolution Imaging Spectrometer (LRIS; Oke et al. 1995) at W. M. Keck Observatory. Data were reduced using `lpipe` (Perley 2019), a fully automatic data reduction pipeline for imaging and spectroscopy. The transient was not detected down to $r \sim g > 25.5$ mag (see the inset plot in Figure 3).

We again performed a power-law fit in the form $f = f_0(T - T_0)^\alpha$, where T_0 was fixed to be the discovery time of GRB 201103B. For the fit, we used data acquired by our team with ZTF and during the follow-up of ZTF20acozryr with GIT, LCO, and Liverpool Telescope (LT). The full dataset can be described by a power-law with index $\alpha = -1.14 \pm 0.13$. However, the low p -value of the fit ($p < 10^{-5}$) suggests that the data deviate significantly from the power-law curve. A better fit ($p \sim 0.4$) is obtained by ignoring the GROWTH-India Telescope (GIT) data point taken ~ 6 days after the GRB occurred. In this case, the data can be fit by a power-law with index $\alpha = -0.96 \pm 0.06$. We sug-

⁶ Programs NOAO2020B-005, PI Coughlin; TOM2020A-008, PI Andreoni

gest that a jet-break occurred $\sim 4 - 5$ days after the GRB. This scenario is consistent with reported photometry (Belkin et al. 2020a; Paek et al. 2020; Moskvitin & GRB Follow-Up Team 2020; Belkin et al. 2020e) and with LRIS late-time data.

We perform a Bayesian analysis similar to what was done for ZTF20abtxwfx. The Bayes factors for GRB afterglow against the combination of GRB afterglow and kilonova is found to be $\sim 10^{0.21 \pm 0.09}$. And the Bayes factor for GRB afterglow against kilonova is $\sim 10^{1532.9 \pm 0.15}$. The extremely low evidence for the data originating from a kilonova is due to the high redshift of the detection. Again, the data suggest a GRB afterglow origin for the optical transient.

4.3. ZTF21aahifke: a fast transient of unknown origin

The optical fast transient candidate ZTF21aahifke (AT2021clk) was identified as a rapidly declining source on 2021 February 07, with a fade rate of $0.96 \text{ mag day}^{-1}$ (Andreoni et al. 2021a). The discovery of ZTF21aahifke as a fast-fading source was made possible by forced photometry on the first night after its $> 5\sigma$ detection. Photometric follow-up with GIT confirmed the transient detection as well as the rapid decline of its brightness (Figure 7; Table 5). LCO photometry (TOM2020A-008, PI Andreoni) in g - and i -band 4 days from the first detection placed upper limits that ruled out a significant re-brightening, or extreme optical colors, of the source. At the time of first detection, the color of ZTF21aahifke appears to be red, with $g - r \sim 0.3 \text{ mag}$. The Galactic extinction on the line of sight is $E(B - V) = 0.12 \text{ mag}$ (Planck Collaboration et al. 2014), too low to explain the red colors.

We used forced photometry to search for previous activity in 1,109 ZTF epochs taken before the 2020 February 06, without finding any significant detection. Previous activity was also searched for and not found in the Pan-STARRS (Chambers et al. 2016) Data Release 2 catalog and in ATLAS images, explored via the public forced photometry server (Tonry et al. 2018; Smith et al. 2020). Deep Pan-STARRS images did not reveal any underlying source at the transient location. The closest source is the SDSS J025427.89+363151.5 galaxy, $\sim 6.6''$ away from ZTF21aahifke, with Sloan Digital Sky Survey (SDSS) photometric redshift of $z = 0.433 \pm 0.1735$; at this redshift, such an offset is unlikely for afterglows. We found no *Fermi* or *Swift* gamma-ray burst alert, issued in the 22.3 hours between the last non-detection and the first detection of ZTF21aahifke, with compatible localization (95%). GIT follow-up photometry shows a steepening of the light curve (Figure 4) which could suggest

the presence of a jet break, under the assumption that ZTF21aahifke is another un-triggered GRB afterglow.

On 2021 February 20, one epoch of radio data was acquired with VLA (PI Perley). The data were reduced in the same way as for ZTF20abtxwfx. No radio counterpart to ZTF21aahifke was found, ~ 15 days from the transient onset, with an RMS of $7 \mu\text{Jy}$.

We also perform a Bayesian analysis similar to what was done for ZTF20abtxwfx. Leaving the distance as a free parameter, the Bayes factors for a kilonova against a GRB afterglow is found to be $\sim 10^{4.37 \pm 0.08}$. And the Bayes factor for kilonova against GRB afterglow plus kilonova is $\sim 10^{0.04 \pm 0.06}$. The moderate favoring for the kilonova hypothesis is due to the non-detection at 5 days, which is mildly constraining to the afterglow model best fit to the early points, and does not have a potential jet break encoded, while the kilonova model has dropped well below the limit by that time. Although ZTF21aahifke shares similarities with other afterglows observed with ZTF, we cannot confidently exclude a kilonova or a Galactic origin, such as from a cataclysmic variable and other Galactic fast transients identified in the survey (Andreoni et al. 2020b).

5. KILONOVA RATE

Real-time searches for extragalactic fast transients make it possible to determine the rates of kilonovae, improving the results obtained by Andreoni et al. (2020b) and approaching those of Kasliwal et al. (2017), and therefore the rates of binary neutron star (and neutron star–black hole) mergers.

In this work, we combined results from archival and real-time searches. During 7 months of archival searches with a cut at Galactic latitude $b_{\text{Gal}} > 10 \text{ deg}$, the number of fields explored is consistent with Andreoni et al. (2020b) within 1%. During 5 months of real-time operation, no cut in Galactic latitude was applied, thus 23% more fields were explored than in Andreoni et al. (2020b), albeit with higher Galactic extinction and in typically more crowded fields. Thus, the following results can be considered conservative.

Andreoni et al. (2020b) constrained the GW170817-like kilonova rate to be $R < 1775 \text{ Gpc}^{-3} \text{ yr}^{-1}$ (95% confidence) with 23 months of ZTF survey data. In this paper, we have analyzed more than 12 additional months of ZTF survey data with methods more conservative than those used by Andreoni et al. (2020b); we found no confirmed kilonova.

As in Andreoni et al. (2020b), we used `simsurvey` (Feindt et al. 2019) to inject kilonova light curves in ZTF survey data and infer the kilonova rate by measuring the number of synthetic kilonovae recovered by the

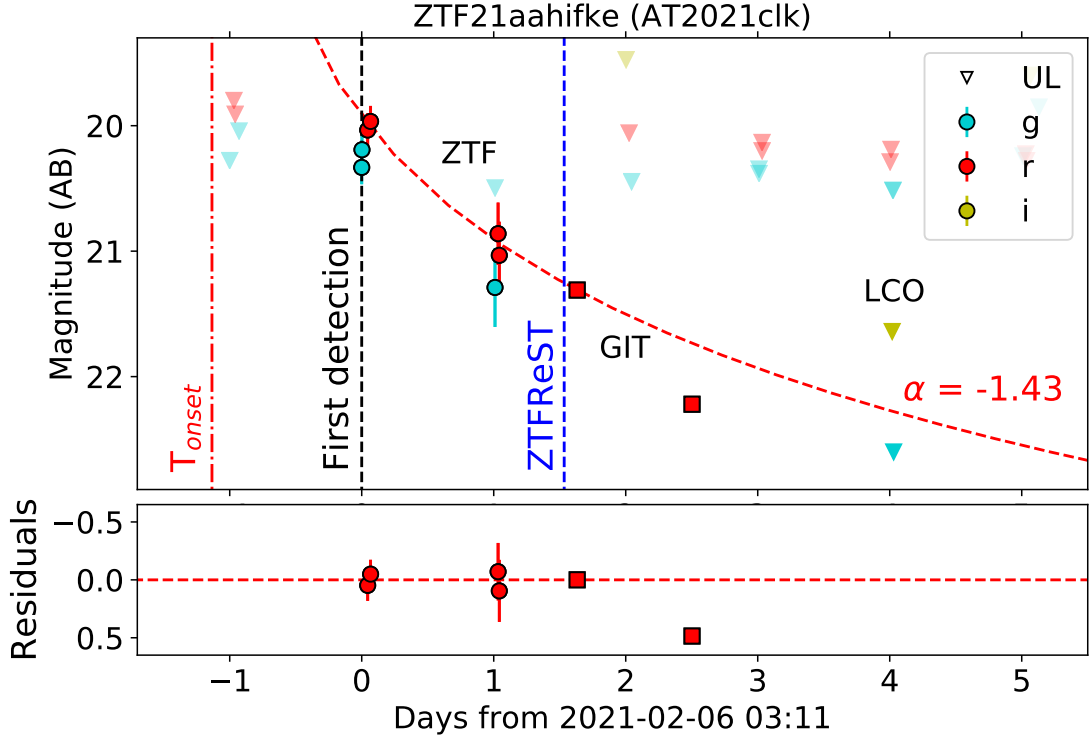


Figure 7. Photometry light curve of the fast transient ZTF21aahifke, which does not have any known associated gamma-ray counterpart. The power-law fit to the ZTF detections and the first GIT data returns results with very large uncertainties. The resulting onset time (T_{onset}) is placed on 2021 February 4 23:57 (before the last ZTF non-detection preceding the discovery of ZTF21aahifke), with a standard deviation of 1.57 days, and the power-law index is $\alpha = -1.43 \pm 1.27$.

software. The new analysis ranged data spanning 2020 February 22 to 2021 March 03. To be “detected,” we required that recovered lightcurves have a fade rate larger than 0.3 mag in each band; in addition, we required at least two detections with $> 3\sigma$ significance, at least one of which must have $> 5\sigma$ significance, and > 3 hours of time separation. The new set of data alone, which was characterized by the higher cadence of ZTF Phase II, gives a rate constraint of $R < 1904 \text{ Gpc}^{-3} \text{ yr}^{-1}$; combined with the previous analysis, this provides a rate constraint $R < 900 \text{ Gpc}^{-3} \text{ yr}^{-1}$ for kilonovae similar to GW170817. This measurement improves our previous limits by 49%. To demonstrate the sensitivity of our results to our assumptions, a limit requiring two or more detections with 5σ significance yields $R_{\text{KN}} < 1017 \text{ Gpc}^{-3} \text{ yr}^{-1}$, less constraining by a small amount.

An upper limit of $R_{\text{KN}} < 900 \text{ Gpc}^{-3} \text{ yr}^{-1}$ for GW170817-like kilonovae is consistent (Figure 9) with the most recent binary neutron star merger rate, inferred from GW observations, of $R_{\text{BNS}} = 320^{+490}_{-240} \text{ Gpc}^{-3} \text{ yr}^{-1}$ (The LIGO Scientific Collaboration et al. 2020); our limits may be optimistic as kilonovae may exist that are fainter than GW170817 (for a recent analysis of

the kilonova luminosity function based on O3 follow-up

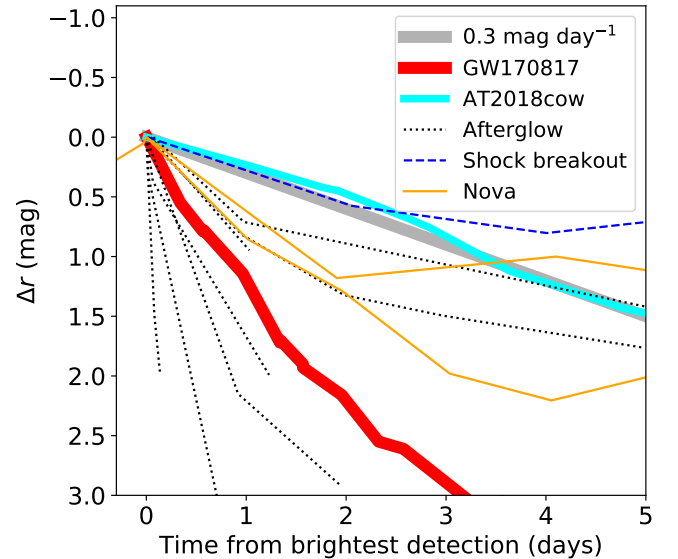


Figure 8. Evolution in r -band of extragalactic fast transients found by ZTFReST, compared with the GW170817 kilonova (data from Arcavi et al. 2017; Kasliwal et al. 2017; Smartt et al. 2017) and the FBOT AT2018cow (data from Perley et al. 2019).

6. CONCLUSIONS

In this paper, we have presented an overview of ZTFReST, an open-source infrastructure built on top of the ZTF alert stream to search for kilonovae and other fast transients. We described how this infrastructure has already yielded a number of candidates, including at least seven confirmed afterglows. Four of these were found during 265 days of science validation on archival searches (ZTF20aajnksq, ZTF20abbixp, ZTF20abwysq, ZTF20abtxwfx), two were discovered during real-time operations (ZTF20acozyr and ZTF21aagwbjr), and one was recovered after a parameter optimization of the pipeline (ZTF21aaeyldq). The ZTFReST early identification of three of these afterglows, specifically ZTF20abtxwfx, ZTF20acozyr, and ZTF21aagwbjr, made it possible to carry out multi-wavelength follow-up observations.

Kilonovae are rapid transients of primary importance for this project. The non-detection of viable kilonovae in the ZTF dataset allowed us to constrain the GW170817-like kilonova rate to $R < 900 \text{ Gpc}^{-3} \text{ yr}^{-1}$. We found that cosmological afterglows (with or without a gamma-ray counterpart) are the dominant “contaminants” for kilonova searches at high Galactic latitude, after cataclysmic variables and flare stars are rejected via accurate vetting. Figure 8 presents a comparison between the re-scaled early light curves of the extragalactic fast transients found by ZTFReST, the GW170817 kilonova, and the fast blue optical transient (FBOT) AT2018cow. This shows the potential of ZTFReST for serendipitous afterglow discovery, i.e. independent of gamma-ray triggers. More of such discoveries could eventually shed some light on the puzzling paucity of “dirty fireballs” and “orphan” GRB afterglows (Dermer et al. 2000; Huang et al. 2002; Rhoads 2003) in optical surveys. Future work will present more details on the afterglows discovered by ZTF, with a discussion on how the event rate compares to expectations for long GRBs and the implications for hypothesized populations of dirty fireballs.

This effort will also inform us about what strategies, both in terms of survey and alert characterization, will improve kilonova searches going forward. For example, both the cadence and filter choices of ZTF can change the stream of transient candidates that passes our thresholds (see also Almualla et al. 2020).

Future synoptic surveys such as Vera C. Rubin Observatory’s LSST will rely on alert streams very similar to ZTF. LSST is expected to produce $\sim 10\text{M}$ alerts per night, which presents us with a data mining challenge, but also puts a strain on follow-up telescope resources. While LSST will perform forced photometry on all tran-

sients, image-stacking services are currently not planned for LSST, although they could be key to unveiling a population of tens of kilonovae, especially in fields observed with nightly cadence (Andreoni et al. 2019b). Based on results from ZTF, we can expect the application of ZTFReST to the LSST alert stream to yield a manageable number of extragalactic fast transients with a low number of “false positives” outside of the Galactic plane, especially if cross-match with nearby galaxies is required. A dedicated performance analysis with LSST test alerts, based on DECam optical observations, is planned. The transients found by LSST and selected with ZTFReST can then be prioritized for rapid characterization with large telescopes. This approach may represent the scientifically crucial divide between candidate *detection* and transient *discovery* in the LSST era.

ACKNOWLEDGMENTS

M. W. C acknowledges support from the National Science Foundation with grant number PHY-2010970. M. B. acknowledges support from the Swedish Research Council (Reg. no. 2020-03330). A.S.C, E. C. K., A.G and J.S, acknowledge support from the G.R.E.A.T. research environment funded by *Vetenskapsrådet*, the Swedish Research Council, under project number 2016-06012, and support from The Wenner-Gren Foundations.

Bayes factor computations between kilonova and GRB afterglow models have used computational resources provided through SuperMUC_NG (LRZ) under project number pn29ba and Hawk (HLRS) under project number 44189.

This work was supported by the GROWTH (Global Relay of Observatories Watching Transients Happen) project funded by the National Science Foundation under PIRE Grant No 1545949. GROWTH is a collaborative project among California Institute of Technology (USA), University of Maryland College Park (USA), University of Wisconsin Milwaukee (USA), Texas Tech University (USA), San Diego State University (USA), University of Washington (USA), Los Alamos National Laboratory (USA), Tokyo Institute of Technology (Japan), National Central University (Taiwan), Indian Institute of Astrophysics (India), Indian Institute of Technology Bombay (India), Weizmann Institute of Science (Israel), The Oskar Klein Centre at Stockholm University (Sweden), Humboldt University (Germany), Liverpool John Moores University (UK) and University of Sydney (Australia).

Based on observations obtained with the Samuel Oschin Telescope 48-inch and the 60-inch Telescope at the Palo-

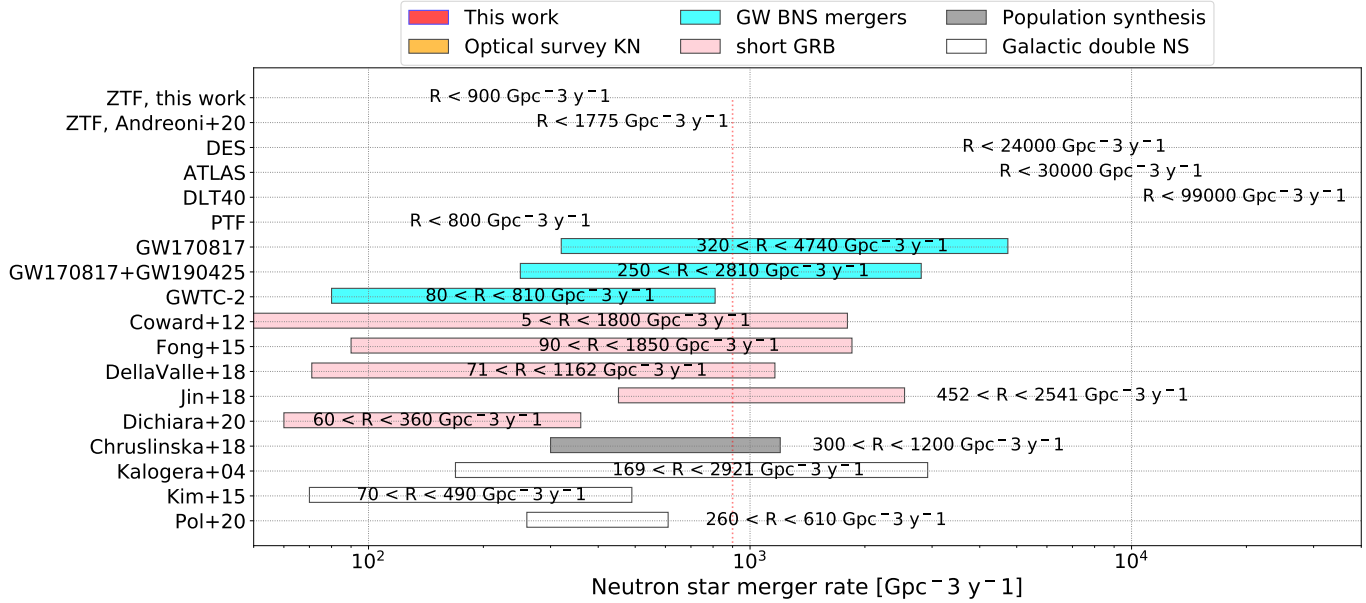


Figure 9. Upper limits on kilonova rates from optical surveys (this work and Andreoni et al. 2020b; Doctor et al. 2017; Kasliwal et al. 2017; Smartt et al. 2017; Yang et al. 2017) compared against binary neutron star merger rates obtained via GW (The LIGO Scientific Collaboration et al. 2020; Abbott et al. 2017; The LIGO Scientific Collaboration and the Virgo Collaboration 2020), short GRB (Coward et al. 2012; Fong et al. 2015; Della Valle et al. 2018; Jin et al. 2018; Dichiara et al. 2020), and Galactic double neutron star observations (Kalogera et al. 2004; Kim et al. 2015; Pol et al. 2020), along with population synthesis results (Chruslinska et al. 2018).

mar Observatory as part of the Zwicky Transient Facility project. ZTF is supported by the National Science Foundation under Grant No. AST-2034437 and a collaboration including Caltech, IPAC, the Weizmann Institute for Science, the Oskar Klein Center at Stockholm University, the University of Maryland, Deutsches Elektronen-Synchrotron and Humboldt University, the TANGO Consortium of Taiwan, the University of Wisconsin at Milwaukee, Trinity College Dublin, Lawrence Livermore National Laboratories, and IN2P3, France. Operations are conducted by COO, IPAC, and UW. The ZTF forced-photometry service was funded under the Heising-Simons Foundation grant #12540303 (PI: Graham).

This work has made use of data from the Asteroid Terrestrial-impact Last Alert System (ATLAS) project. The Asteroid Terrestrial-impact Last Alert System (ATLAS) project is primarily funded to search for near earth asteroids through NASA grants NN12AR55G, 80NSSC18K0284, and 80NSSC18K1575; byproducts of the NEO search include images and catalogs from the survey area. This work was partially funded by Kepler/K2 grant J1944/80NSSC19K0112 and HST GO-15889, and STFC grants ST/T000198/1 and ST/S006109/1. The ATLAS science products have been made possible through the contributions of the University of Hawaii Institute for Astronomy, the Queen’s University Belfast, the Space Telescope Science Institute, the South African Astronomical Observatory, and The Millennium Institute of Astrophysics (MAS), Chile.

REFERENCES

- Aasi et al. 2015, *Classical and Quantum Gravity*, 32, 074001
- Abbott, B. P., Abbott, R., Abbott, T. D., et al. 2017, *Nature*, 551, 85
- Abbott, B. P., Abbott, R., Abbott, T. D., et al. 2017, *Phys. Rev. Lett.*, 119, 161101. <https://link.aps.org/doi/10.1103/PhysRevLett.119.161101>
- Abbott et al. 2017a, *Phys. Rev. Lett.*, 119, 161101. <https://link.aps.org/doi/10.1103/PhysRevLett.119.161101>
- . 2017b, *The Astrophysical Journal Letters*, 848, L13. <http://stacks.iop.org/2041-8205/848/i=2/a=L13>
- Acernese et al. 2015, *Classical and Quantum Gravity*, 32, 024001
- Ackley, K., Amati, L., Barbieri, C., et al. 2020, *A&A*, 643, A113
- Ahumada, T., Anand, S., Stein, R., et al. 2020, *GRB Coordinates Network*, 28295, 1

- Ahumada et al. 2020, To be submitted
- Alexander, K. D., Berger, E., Fong, W., et al. 2017, *ApJL*, 848, L21
- Almualla, M., Anand, S., Coughlin, M. W., et al. 2020, arXiv e-prints, arXiv:2011.10421
- Anand, S., Coughlin, M. W., Kasliwal, M. M., et al. 2020, *Nature Astronomy*, arXiv:2009.07210
- Andreoni, I., Ackley, K., Cooke, J., et al. 2017, *PASA*, 34, e069
- Andreoni, I., Goldstein, D. A., Anand, S., et al. 2019a, *ApJL*, 881, L16
- Andreoni, I., Anand, S., Bianco, F. B., et al. 2019b, *PASP*, 131, 068004
- Andreoni, I., Goldstein, D. A., Kasliwal, M. M., et al. 2020a, *ApJ*, 890, 131
- Andreoni, I., Kool, E. C., Sagués Carracedo, A., et al. 2020b, *ApJ*, 904, 155
- Andreoni, I., Cooke, J., Webb, S., et al. 2020c, *MNRAS*, 491, 5852
- Andreoni, I., Ho, A., Coughlin, M., et al. 2020d, *GRB Coordinates Network*, 28305, 1
- Andreoni, I., Coughlin, M., Ahumada, T., et al. 2021a, *GRB Coordinates Network*, 29446, 1
- Andreoni, I., Coughlin, M., Kool, E., et al. 2021b, *Transient Name Server AstroNote*, 89, 1
- Andreoni et al. 2020, *The Astronomer's Telegram*, 13978, 1
- Annala, E., Gorda, T., Kurkela, A., & Vuorinen, A. 2018, *Phys. Rev. Lett.*, 120, 172703. <https://link.aps.org/doi/10.1103/PhysRevLett.120.172703>
- Antier, S., Agayeva, S., Almualla, M., et al. 2020, *Monthly Notices of the Royal Astronomical Society*, 497, 5518. <https://doi.org/10.1093/mnras/staa1846>
- Arcavi, I., Hosseinzadeh, G., Howell, D. A., et al. 2017, *Nature*, 551, 64
- Bauswein, A., Goriely, S., & Janka, H.-T. 2013, *The Astrophysical Journal*, 773, 78. <http://stacks.iop.org/0004-637X/773/i=1/a=78>
- Bauswein, A., Just, O., Janka, H.-T., & Stergioulas, N. 2017, *ApJL*, 850, L34
- Belkin, S., Klunko, E., Zhornichenko, A., et al. 2020a, *GRB Coordinates Network*, 28875, 1
- Belkin, S., Krugov, M., Kim, V., et al. 2020b, *GRB Coordinates Network*, 28862, 1
- Belkin, S., Pankov, N., Pozanenko, A., Klunko, E., & *GRB IKI FuN*. 2020c, *GRB Coordinates Network*, 28883, 1
- Belkin, S., Pozanenko, A., Rumyantsev, V., Pankov, N., & *IKI FuN*, G. 2020d, *GRB Coordinates Network*, 28886, 1
- Belkin, S., Pozanenko, A., Burhonov, O., et al. 2020e, *GRB Coordinates Network*, 29181, 1
- Bellm, E. C., Kulkarni, S. R., Barlow, T., et al. 2019, *PASP*, 131, 068003
- Berger, E. 2014, *Annual Review of Astronomy and Astrophysics*, 52, 43–105. <http://dx.doi.org/10.1146/annurev-astro-081913-035926>
- Bloemen, S., Groot, P., Nelemans, G., & Klein-Wolt, M. 2015, in *Astronomical Society of the Pacific Conference Series*, Vol. 496, *Living Together: Planets, Host Stars and Binaries*, ed. S. M. Rucinski, G. Torres, & M. Zejda, 254
- Bromberg, O., Nakar, E., Piran, T., & Sari, R. 2013, *The Astrophysical Journal*, 764, 179. <http://stacks.iop.org/0004-637X/764/i=2/a=179>
- Bulla, M. 2019, *MNRAS*, 489, 5037
- Burns, E., Connaughton, V., Zhang, B.-B., et al. 2016, *The Astrophysical Journal*, 818, 110. <https://doi.org/10.3847/0004-637x/818/2/110>
- Cenko, S. B., Kulkarni, S. R., Horesh, A., et al. 2013, *ApJ*, 769, 130
- Cenko, S. B., Urban, A. L., Perley, D. A., et al. 2015, *ApJL*, 803, L24
- Chambers, K. C., Magnier, E. A., Metcalfe, N., et al. 2016, arXiv e-prints, arXiv:1612.05560
- Chandra, P., & Frail, D. A. 2012, *ApJ*, 746, 156
- Chen, T.-W., Yang, S., Pan, Y.-C., et al. 2021, *Transient Name Server AstroNote*, 92, 1
- Chornock et al. 2017, *The Astrophysical Journal Letters*, 848, L19. <http://stacks.iop.org/2041-8205/848/i=2/a=L19>
- Chruslinska, M., Belczynski, K., Klencki, J., & Benacquista, M. 2018, *MNRAS*, 474, 2937
- Cook, D. O., Kasliwal, M. M., Van Sistine, A., et al. 2017, arXiv e-prints, arXiv:1710.05016
- Coughlin, M. W., Dietrich, T., Margalit, B., & Metzger, B. D. 2019a, *Monthly Notices of the Royal Astronomical Society: Letters*, 489, L91. <https://doi.org/10.1093/mnrasl/slz133>
- Coughlin, M. W., Dietrich, T., Doctor, Z., et al. 2018, *Monthly Notices of the Royal Astronomical Society*, 480, 3871. <http://dx.doi.org/10.1093/mnras/sty2174>
- Coughlin, M. W., Ahumada, T., Cenko, S. B., et al. 2019b, *Publications of the Astronomical Society of the Pacific*, 131, 048001
- Coughlin, M. W., Dietrich, T., Antier, S., et al. 2019c, *Monthly Notices of the Royal Astronomical Society*, 492, 863. <https://doi.org/10.1093/mnras/stz3457>
- Coughlin, M. W., Ahumada, T., Anand, S., et al. 2019d, *The Astrophysical Journal*, 885, L19. <https://doi.org/10.3847/2F2041-8213%2F2Fab4ad8>

- Coughlin, M. W., Dietrich, T., Heinzel, J., et al. 2020a, *Phys. Rev. Research*, 2, 022006. <https://link.aps.org/doi/10.1103/PhysRevResearch.2.022006>
- Coughlin, M. W., Antier, S., Dietrich, T., et al. 2020b, *Nature Communications*, 11, 4129. <https://doi.org/10.1038/s41467-020-17998-5>
- Coughlin et al. 2020, GRB Coordinates Network, Circular Service, No. 28841, #1 (2020/October-0), 28841
- Coulter, D. A., Foley, R. J., Kilpatrick, C. D., et al. 2017, *Science*, 358, 1556
- Coward, D. M., Howell, E. J., Piran, T., et al. 2012, *MNRAS*, 425, 2668
- Cowperthwaite, P. S., Berger, E., Villar, V. A., et al. 2017, *ApJL*, 848, L17
- De, K., Kasliwal, M. M., Tzanidakis, A., et al. 2020a, *ApJ*, 905, 58
- De, K., Hankins, M. J., Kasliwal, M. M., et al. 2020b, *PASP*, 132, 025001
- de Ugarte Postigo, A., Kann, D. A., Perley, D. A., et al. 2021, GRB Coordinates Network, 29307, 1
- Dekany, R., Smith, R. M., Riddle, R., et al. 2020, *Publications of the Astronomical Society of the Pacific*, 132, 038001. <https://doi.org/10.1088%2F1538-3873%2F132%2F038001>
- Del Vecchio, R., Dainotti, M. G., & Ostrowski, M. 2016, *The Astrophysical Journal*, 828, 36
- Della Valle, M., Guetta, D., Cappellaro, E., et al. 2018, *MNRAS*, 481, 4355
- Dermer, C. D., Chiang, J., & Mitman, K. E. 2000, *ApJ*, 537, 785
- Dey, A., Schlegel, D. J., Lang, D., et al. 2019, *The Astronomical Journal*, 157, 168. <http://dx.doi.org/10.3847/1538-3881/ab089d>
- Díaz, M. C., Macri, L. M., Garcia Lambas, D., et al. 2017, *ApJL*, 848, L29
- Dichiara, S., Troja, E., O'Connor, B., et al. 2020, *MNRAS*, 492, 5011
- Dietrich, T., Coughlin, M. W., Pang, P. T. H., et al. 2020, *Science*, 370, 1450
- Dietrich, T., & Ujevic, M. 2017, *Class. Quant. Grav.*, 34, 105014
- Doctor, Z., Kessler, R., Chen, H. Y., et al. 2017, *ApJ*, 837, 57
- Drout, M. R., Piro, A. L., Shappee, B. J., et al. 2017, *Science*, 358, 1570
- Duev, D. A., Mahabal, A., Masci, F. J., et al. 2019, *Monthly Notices of the Royal Astronomical Society*, 489, 3582–3590. <http://dx.doi.org/10.1093/mnras/stz2357>
- Dálya, G., Galgóczi, G., Dobos, L., et al. 2018, *Monthly Notices of the Royal Astronomical Society*, 479, 2374. <https://doi.org/10.1093/mnras/sty1703>
- Evans, P. A., Cenko, S. B., Kennea, J. A., et al. 2017, *Science*, 358, 1565
- Evans et al. 2020, GRB Coordinates Network, Circular Service, No. 28858, #1 (2020/October-0), 28858
- Feindt, U., Nordin, J., Rigault, M., et al. 2019, *Journal of Cosmology and Astroparticle Physics*, 2019, 005–005. <http://dx.doi.org/10.1088/1475-7516/2019/10/005>
- Fermi GBM Team. 2020, GRB Coordinates Network, 28254, 1
- Flaugher, B., Diehl, H. T., Honscheid, K., et al. 2015, *The Astronomical Journal*, 150, 150
- Fong, W., Berger, E., Margutti, R., & Zauderer, B. A. 2015, *The Astrophysical Journal*, 815, 102. <http://stacks.iop.org/0004-637X/815/i=2/a=102>
- Fremling, C., Sollerman, J., Taddia, F., et al. 2016, *A&A*, 593, A68
- Fremling, C., Miller, A. A., Sharma, Y., et al. 2020, *The Zwicky Transient Facility Bright Transient Survey. I. Spectroscopic Classification and the Redshift Completeness of Local Galaxy Catalogs*, , , arXiv:1910.12973
- Gehrels, N., Cannizzo, J. K., Kanner, J., et al. 2016, *The Astrophysical Journal*, 820, 136. <http://dx.doi.org/10.3847/0004-637X/820/2/136>
- Gehrels, N., & Mészáros, P. 2012, *Science*, 337, 932. <http://science.sciencemag.org/content/337/6097/932>
- Gehrels et al. 2004, *ApJ*, 611, 1005
- Goldstein, A., Veres, P., Burns, E., et al. 2017, *The Astrophysical Journal*, 848, L14
- Goldstein, A., Fletcher, C., Veres, P., et al. 2020, *The Astrophysical Journal*, 895, 40
- Goldstein, D. A., Andreoni, I., Nugent, P. E., et al. 2019, *ApJL*, 881, L7
- Gomez, S., Hosseinzadeh, G., Cowperthwaite, P. S., et al. 2019, *ApJL*, 884, L55
- Gompertz, B. P., Cutter, R., Steeghs, D., et al. 2020, *Monthly Notices of the Royal Astronomical Society*, 497, 726–738. <http://dx.doi.org/10.1093/mnras/staa1845>
- Graham, M. J., Kulkarni, S. R., Bellm, E. C., et al. 2019, *Publications of the Astronomical Society of the Pacific*, 131, 078001
- Haggard, D., Nynka, M., Ruan, J. J., et al. 2017, *ApJL*, 848, L25
- Hallinan, G., Corsi, A., Mooley, K. P., et al. 2017, *Science*, 358, 1579
- Ho, A. Y. Q., Perley, D., & Andreoni, I. 2020a, *The Astronomer's Telegram*, 13986, 1

- Ho, A. Y. Q., Perley, D. A., Yao, Y., Andreoni, I., & Zwicky Transient Facility Collaboration. 2021, GRB Coordinates Network, 29305, 1
- Ho, A. Y. Q., Yao, Y., Perley, D. A., & Zwicky Transient Facility Collaboration. 2020b, GRB Coordinates Network, 27799, 1
- Ho, A. Y. Q., Kulkarni, S. R., Nugent, P. E., et al. 2018, *ApJL*, 854, L13
- Ho, A. Y. Q., Perley, D. A., Beniamini, P., et al. 2020c, *ApJ*, 905, 98
- . 2020d, *ApJ*, 905, 98
- Högbom, J. A. 1974, *A&AS*, 15, 417
- Hotokezaka, K., Nakar, E., Gottlieb, O., et al. 2018, arXiv:1806.10596
- Hu, L., Wu, X., Andreoni, I., et al. 2017, *Science Bulletin*, 62, 1433
- Huang, Y. F., Dai, Z. G., & Lu, T. 2002, *MNRAS*, 332, 735
- Hurley, K., Ipn, Mitrofanov, I. G., et al. 2021, GRB Coordinates Network, 29408, 1
- Ivezić, Ž., Kahn, S. M., Tyson, J. A., et al. 2019, *ApJ*, 873, 111
- Jin, Z.-P., Li, X., Wang, H., et al. 2018, *ApJ*, 857, 128
- Kalogera, V., Kim, C., Lorimer, D. R., et al. 2004, *ApJL*, 614, L137
- Kasen, D., Metzger, B., Barnes, J., Quataert, E., & Ramirez-Ruiz, E. 2017, *Nature*, 551, 80 EP .
<http://dx.doi.org/10.1038/nature24453>
- Kasliwal, M. M., Kasen, D., Lau, R. M., et al. 2019, *Monthly Notices of the Royal Astronomical Society: Letters*, <http://oup.prod.sis.lan/mnrasl/advance-article-pdf/doi/10.1093/mnrasl/slz007/27503647/slz007.pdf>.
<https://doi.org/10.1093/mnrasl/slz007>
- Kasliwal, M. M., Anand, S., Ahumada, T., et al. 2020, *ApJ*, 905, 145
- Kasliwal et al. 2017, *Science*, 358, 1559.
<http://science.sciencemag.org/content/358/6370/1559>
- . 2019, *Publications of the Astronomical Society of the Pacific*, 131, 038003
- Kilpatrick et al. 2017, *Science*, 358, 1583.
<http://science.sciencemag.org/content/358/6370/1583>
- Kim, C., Perera, B. B. P., & McLaughlin, M. A. 2015, *MNRAS*, 448, 928
- Klebesadel, R. W., Strong, I. B., & Olson, R. A. 1973, *The Astrophysical Journal Letters*, 182, L85
- Kochanek, C. S., Eisenstein, D. J., Cool, R. J., et al. 2012, *ApJS*, 200, 8
- Kool, E., Andreoni, I., Ho, A., et al. 2021, GRB Coordinates Network, 29405, 1
- Kouveliotou, C., Meegan, C. A., Fishman, G. J., et al. 1993, *ApJL*, 413, L101
- Kulkarni, S. R. 2020, *Towards An Integrated Optical Transient Utility*, , , arXiv:2004.03511
- Lai, X., Zhou, E., & Xu, R. 2019, *The European Physical Journal A*, 55, 60.
<https://doi.org/10.1140/epja/i2019-12720-8>
- Law et al. 2009, *Publications of the Astronomical Society of the Pacific*, 121, 1395.
<http://stacks.iop.org/1538-3873/121/i=886/a=1395>
- Lipunov et al. 2017, *The Astrophysical Journal Letters*, 850, L1. <http://stacks.iop.org/2041-8205/850/i=1/a=L1>
- Lundquist, M. J., Paterson, K., Fong, W., et al. 2019, *The Astrophysical Journal*, 881, L26.
<http://dx.doi.org/10.3847/2041-8213/ab32f2>
- Margalit, B., & Metzger, B. 2017, *The Astrophysical Journal Letters*, 850, doi:10.3847/2041-8213/aa991c
- Margutti, R., Berger, E., Fong, W., et al. 2017, *ApJL*, 848, L20
- Masci, F. J., Laher, R. R., Rusholme, B., et al. 2019, *PASP*, 131, 018003
- McBrien, O. R., Smartt, S. J., Huber, M. E., et al. 2020, PS15cey and PS17cke: prospective candidates from the Pan-STARRS Search for kilonovae, Oxford University Press (OUP), doi:10.1093/mnras/staa3361.
<http://dx.doi.org/10.1093/mnras/staa3361>
- McCully, C., Hiramatsu, D., Howell, D. A., et al. 2017, *ApJL*, 848, L32
- McMullin, J. P., Waters, B., Schiebel, D., Young, W., & Golap, K. 2007, in *Astronomical Society of the Pacific Conference Series*, Vol. 376, *Astronomical Data Analysis Software and Systems XVI*, ed. R. A. Shaw, F. Hill, & D. J. Bell, 127
- Meegan et al. 2009, *The Astrophysical Journal*, 702, 791.
<http://stacks.iop.org/0004-637X/702/i=1/a=791>
- Metzger, B. D., Piro, A. L., & Quataert, E. 2008, *Monthly Notices of the Royal Astronomical Society*, 390, 781.
[+http://dx.doi.org/10.1111/j.1365-2966.2008.13789.x](http://dx.doi.org/10.1111/j.1365-2966.2008.13789.x)
- Metzger, M., Djorgovski, S., Kulkarni, S., et al. 1997, *Nature*, 387, 878
- Milisavljevic, D., Weil, K. E., Rupert, J., et al. 2021, *The Astronomer's Telegram*, 14320, 1
- Morgan, J. S., Kaiser, N., Moreau, V., Anderson, D., & Burgett, W. 2012, *Proc. SPIE Int. Soc. Opt. Eng.*, 8444, 0H
- Moskvitin, A. S., & GRB Follow-Up Team. 2020, GRB Coordinates Network, 28926, 1
- Most, E. R., Weih, L. R., Rezzolla, L., & Schaffner-Bielich, J. 2018, *Phys. Rev. Lett.*, 120, 261103. <https://link.aps.org/doi/10.1103/PhysRevLett.120.261103>
- Nayana, A. J., & Chandra, P. 2020a, *The Astronomer's Telegram*, 14049, 1

- . 2020b, *The Astronomer's Telegram*, 14049, 1
- Nicholl et al. 2017, *The Astrophysical Journal Letters*, 848, L18. <http://stacks.iop.org/2041-8205/848/i=2/a=L18>
- Nordin, J., Brinnel, V., van Santen, J., et al. 2019, *A&A*, 631, A147
- Norris, J. P., & Bonnell, J. T. 2006, *The Astrophysical Journal*, 643, 266
- Oke, J. B., Cohen, J. G., Carr, M., et al. 1995, *PASP*, 107, 375
- Paek, G. S. H., Im, M., Kim, J., et al. 2020, *GRB Coordinates Network*, 28880, 1
- Patterson, M. T., Bellm, E. C., Rusholme, B., et al. 2018, *Publications of the Astronomical Society of the Pacific*, 131, 018001. <http://dx.doi.org/10.1088/1538-3873/aae904>
- Perley, D. A. 2019, *PASP*, 131, 084503
- Perley, D. A., Mazzali, P. A., Yan, L., et al. 2019, *MNRAS*, 484, 1031
- Perley, D. A., Ho, A. Y. Q., Yao, Y., et al. 2021, arXiv e-prints, arXiv:2103.01968
- Pian, E., D'Avanzo, P., Benetti, S., et al. 2017, *Nature*, 551, 67
- Pian et al. 2017, *Nature*, 551, 67 EP. <http://dx.doi.org/10.1038/nature24298>
- Planck Collaboration, Abergel, A., Ade, P. A. R., et al. 2014, *A&A*, 571, A11
- Pol, N., McLaughlin, M., & Lorimer, D. R. 2020, *Research Notes of the American Astronomical Society*, 4, 22
- Radice, D., Perego, A., Zappa, F., & Bernuzzi, S. 2018, *The Astrophysical Journal Letters*, 852, L29. <http://stacks.iop.org/2041-8205/852/i=2/a=L29>
- Rhoads, J. E. 2003, *ApJ*, 591, 1097
- Rosswog, S., Feindt, U., Korobkin, O., et al. 2017, *Class. Quant. Grav.*, 34, 104001
- Rothberg, B., Kuhn, O., Veillet, C., & Allanson, S. 2020, *GRB Coordinates Network*, 28319, 1
- Ryan, G., Eerten, H. v., Piro, L., & Troja, E. 2020, *The Astrophysical Journal*, 896, 166. <http://dx.doi.org/10.3847/1538-4357/ab93cf>
- Savchenko, V., Ferrigno, C., Kuulkers, E., et al. 2017, *The Astrophysical Journal*, 848, L15
- Shappee, B. J., Simon, J. D., Drout, M. R., et al. 2017, *Science*, 358, 1574
- Sharma, K., Kumar, H., Dorjay, P., et al. 2020, *GRB Coordinates Network*, 28876, 1
- Shenoy, V., Bhalerao, V., Andreoni, I., et al. 2020a, *GRB Coordinates Network*, 28355, 1
- Shenoy, V., Bhalerao, V., Gupta, S., et al. 2020b, *GRB Coordinates Network*, 28354, 1
- Siegel, D. M., & Metzger, B. D. 2017, *Physical Review Letters*, 119, doi:10.1103/physrevlett.119.231102. <http://dx.doi.org/10.1103/PhysRevLett.119.231102>
- Singer et al. 2015, *The Astrophysical Journal*, 806, 52
- Smartt, S. J., Chen, T. W., Jerkstrand, A., et al. 2017, *Nature*, 551, 75
- Smartt et al. 2017, *Nature*, 551, 75 EP. <http://dx.doi.org/10.1038/nature24303>
- Smith, K. W., Smartt, S. J., Young, D. R., et al. 2020, *PASP*, 132, 085002
- Somiya, K. 2012, *Classical and Quantum Gravity*, 29, 124007
- Soumagnac, M. T., & Ofek, E. O. 2018, *PASP*, 130, 075002
- Stalder, B., Tonry, J., Smartt, S. J., et al. 2017, *The Astrophysical Journal*, 850, 149. <https://doi.org/10.3847/2F1538-4357%2Faa95c1>
- Street, R. A., Bowman, M., Saunders, E. S., & Boroson, T. 2018, in *Software and Cyberinfrastructure for Astronomy V*, ed. J. C. Guzman & J. Ibsen, Vol. 10707, International Society for Optics and Photonics (SPIE), 274 – 284. <https://doi.org/10.1117/12.2312293>
- Svinkin et al. 2020, *GRB Coordinates Network, Circular Service*, No. 28844, #1 (2020/October-0), 28844
- Taguchi, K., Kojiguchi, N., & Isogai, K. 2020, *The Astronomer's Telegram*, 14204, 1
- Tanvir, N. R., Levan, A. J., González-Fernández, C., et al. 2017, *ApJL*, 848, L27
- The LIGO Scientific Collaboration, the Virgo Collaboration, Abbott, R., et al. 2020, arXiv e-prints, arXiv:2010.14533
- The LIGO Scientific Collaboration and the Virgo Collaboration. 2020, arXiv, 2001.01761
- Tonry, J. L., Denneau, L., Heinze, A. N., et al. 2018, *Publications of the Astronomical Society of the Pacific*, 130, 064505. <http://stacks.iop.org/1538-3873/130/i=988/a=064505>
- Troja, E., Piro, L., van Eerten, H., et al. 2017, *Nature*, 551, 71
- Ursi et al. 2020, *GRB Coordinates Network, Circular Service*, No. 28831, #1 (2020/October-0), 28831
- Utsumi, Y., Tanaka, M., Tominaga, N., et al. 2017, *PASJ*, 69, 101
- Valenti et al. 2017, *The Astrophysical Journal Letters*, 848, L24. <http://stacks.iop.org/2041-8205/848/i=2/a=L24>
- van der Walt, S. J., Crellin-Quick, A., & Bloom, J. S. 2019, *Journal of Open Source Software*, 4, doi:10.21105/joss.01247. <http://joss.theoj.org/papers/10.21105/joss.01247>
- Volnova, A., Belkin, S., Pozanenko, A., et al. 2020, *GRB Coordinates Network*, 28925, 1

- Watson, D., Hansen, C. J., Selsing, J., et al. 2019, *Nature*, 574, 497
- Xu, D., Zhu, Z. P., Fu, S. Y., et al. 2020, *GRB Coordinates Network*, 28846, 1
- Xu, D., Izzo, L., Fynbo, J. P. U., et al. 2021, *GRB Coordinates Network*, 29432, 1
- Xu et al. 2020, *GRB Coordinates Network, Circular Service*, No. 28847, #1 (2020/October-0), 28847
- Yang, S., Valenti, S., Cappellaro, E., et al. 2017, *ApJL*, 851, L48
- Yao, Y., Miller, A., Ho, A., & Perley, D. 2021, *GRB Coordinates Network*, 29673, 1
- Yao, Y., Miller, A. A., Kulkarni, S. R., et al. 2019, *ApJ*, 886, 152
- Zackay, B., Ofek, E. O., & Gal-Yam, A. 2016, *The Astrophysical Journal*, 830, 27.
<http://stacks.iop.org/0004-637X/830/i=1/a=27>
- Zhang, & Choi. 2008, *Astronomy and Astrophysics*, 484, 293. <https://doi.org/10.1051/0004-6361:20079210>
- Zhu, Z. P., Fu, S. Y., Liu, X., et al. 2020, *GRB Coordinates Network*, 28854, 1

APPENDIX
A. PHOTOMETRY TABLES

Instrument	Time (UT)	Mag (AB)	Magerr (AB)	Lim mag (AB)	Filter
ZTF	2020-08-16 05:11	99.00	99.00	20.5	g
ZTF	2020-08-16 06:12	99.00	99.00	20.4	r
ZTF	2020-08-17 05:15	99.00	99.00	20.6	g
ZTF	2020-08-17 06:44	99.00	99.00	20.3	r
ZTF	2020-08-18 05:19	19.14	0.05	20.4	r
ZTF	2020-08-19 04:19	19.90	0.12	20.0	r
ZTF	2020-08-19 05:23	20.14	0.11	20.4	g
ZTF	2020-08-19 05:53	19.79	0.17	19.6	i
ZTF	2020-08-20 04:46	20.49	0.19	20.2	r
ZTF	2020-08-20 05:46	20.66	0.19	20.3	g
ZTF	2020-08-21 04:24	20.68	0.21	20.2	r
ZTF	2020-08-21 06:53	21.16	0.34	20.1	g
ZTF	2020-08-22 03:42	99.00	99.00	17.3	g
ZTF	2020-08-23 04:12	99.00	99.00	20.3	g
ZTF	2020-08-23 04:50	20.79	0.25	20.1	r
ZTF	2020-08-24 04:25	99.00	99.00	19.8	r
ZTF	2020-08-24 06:38	99.00	99.00	19.7	i
ZTF	2020-08-25 04:15	99.00	99.00	20.3	r
ZTF	2020-08-25 04:45	99.00	99.00	20.3	g
ZTF	2020-08-26 03:24	99.00	99.00	19.9	r
ZTF	2020-08-26 03:49	99.00	99.00	20.0	r
ZTF	2020-08-26 04:16	99.00	99.00	20.0	g
ZTF	2020-08-27 04:13	99.00	99.00	19.8	r
ZTF	2020-08-27 06:09	99.00	99.00	19.5	g
ZTF	2020-08-28 04:35	99.00	99.00	19.6	i
ZTF	2020-08-28 05:12	99.00	99.00	19.4	r
ZTF	2020-08-28 05:41	99.00	99.00	19.3	g
ZTF	2020-08-29 04:16	99.00	99.00	20.0	r
ZTF	2020-08-29 05:41	99.00	99.00	19.8	g
ZTF	2020-09-01 04:22	99.00	99.00	19.5	g
ZTF	2020-09-01 04:23	99.00	99.00	19.5	g
ZTF	2020-09-01 05:20	99.00	99.00	19.5	r
ZTF	2020-09-01 05:48	99.00	99.00	19.2	i
ZTF	2020-09-02 06:47	99.00	99.00	19.2	r
ZTF	2020-09-02 06:49	99.00	99.00	19.3	r
Sinistro	2020-09-03 02:43	99.00	99.00	21.7	g
Sinistro	2020-09-03 02:51	99.00	99.00	21.9	r
Sinistro	2020-09-03 03:00	99.00	99.00	21.6	i
ZTF	2020-09-03 03:46	99.00	99.00	19.9	r
ZTF	2020-09-03 03:47	99.00	99.00	19.9	r
ZTF	2020-09-03 04:15	99.00	99.00	19.6	g
ZTF	2020-09-03 04:20	99.00	99.00	19.6	g
ZTF	2020-09-04 04:26	99.00	99.00	19.9	g
ZTF	2020-09-04 04:27	99.00	99.00	19.9	g
ZTF	2020-09-04 04:50	99.00	99.00	20.0	r

ZTF	2020-09-04 05:20	99.00	99.00	20.0	i
ZTF	2020-09-04 06:24	99.00	99.00	20.0	i
ZTF	2020-09-04 06:45	99.00	99.00	19.6	r
ZTF	2020-09-04 06:47	99.00	99.00	19.7	r
WIRC	2020-09-04 07:06	99.00	99.00	21.5	J
ZTF	2020-09-05 04:51	99.00	99.00	19.8	g
ZTF	2020-09-05 05:13	99.00	99.00	19.9	i
ZTF	2020-09-05 05:16	99.00	99.00	19.6	i
ZTF	2020-09-05 05:45	99.00	99.00	19.8	i
ZTF	2020-09-05 06:46	99.00	99.00	19.6	r
ZTF	2020-09-06 03:52	99.00	99.00	20.5	r
ZTF	2020-09-06 03:55	99.00	99.00	20.4	r
ZTF	2020-09-06 06:23	99.00	99.00	19.9	i
ZTF	2020-09-06 06:37	99.00	99.00	19.6	i
ZTF	2020-09-07 03:43	99.00	99.00	20.6	g
ZTF	2020-09-07 03:44	99.00	99.00	20.6	g
ZTF	2020-09-07 03:49	99.00	99.00	20.6	g
ZTF	2020-09-07 04:44	99.00	99.00	20.4	r
ZTF	2020-09-07 04:45	99.00	99.00	20.4	r
ZTF	2020-09-07 05:23	99.00	99.00	20.1	r
ZTF	2020-09-07 05:43	99.00	99.00	19.9	i
ZTF	2020-09-07 06:52	99.00	99.00	19.5	i
ZTF	2020-09-14 03:40	99.00	99.00	19.1	i
ZTF	2020-09-14 04:17	99.00	99.00	19.7	g
ZTF	2020-09-14 04:50	99.00	99.00	19.7	r
ZTF	2020-09-14 05:57	99.00	99.00	19.4	i
ZTF	2020-09-14 06:11	99.00	99.00	19.4	i
ZTF	2020-09-15 03:27	99.00	99.00	19.7	r
ZTF	2020-09-15 03:53	99.00	99.00	19.8	g
ZTF	2020-09-15 04:18	99.00	99.00	19.7	g
ZTF	2020-09-15 04:50	99.00	99.00	19.6	i
ZTF	2020-09-15 05:52	99.00	99.00	19.6	i
ZTF	2020-09-15 06:15	99.00	99.00	19.3	r
ZTF	2020-09-17 02:56	99.00	99.00	20.1	i
ZTF	2020-09-17 03:11	99.00	99.00	20.1	i
WaSP	2020-09-17 03:12	23.86	0.16	24.0	i
WaSP	2020-09-17 03:32	23.95	0.16	24.0	r
ZTF	2020-09-17 03:42	99.00	99.00	20.2	r
ZTF	2020-09-17 04:07	99.00	99.00	20.0	r
ZTF	2020-09-17 04:43	99.00	99.00	20.0	g
ZTF	2020-09-17 05:09	99.00	99.00	19.9	g
ZTF	2020-09-18 03:26	99.00	99.00	20.3	r
ZTF	2020-09-18 03:44	99.00	99.00	20.3	g
ZTF	2020-09-18 04:09	99.00	99.00	19.6	i
ZTF	2020-09-18 04:11	99.00	99.00	20.1	i
ZTF	2020-09-18 04:46	99.00	99.00	19.7	i
ZTF	2020-09-18 05:46	99.00	99.00	19.2	r

Table 3. Forced PSF photometry of the fast optical transient ZTF20abtxwfx (AT2020sev) on images that we have acquired until one month after its first detection. Data were obtained with P48+ZTF, P200+WIRC, LCO 1-m Sinistro, and P200+WaSP.

Instrument	Time (UT)	Mag (AB)	Magerr (AB)	Lim mag (AB)	Filter
ZTF	2020-10-29 07:40	99.00	99.00	19.4	g
ZTF	2020-10-29 08:19	99.00	99.00	19.5	r
ZTF	2020-10-30 08:08	99.00	99.00	19.2	g
ZTF	2020-10-30 09:16	99.00	99.00	19.3	r
ZTF	2020-11-03 09:36	99.00	99.00	19.4	g
ZTF	2020-11-03 09:44	99.00	99.00	19.1	g
ZTF	2020-11-04 08:47	19.45	0.13	19.5	g
ZTF	2020-11-04 10:27	19.23	0.11	19.5	r
ZTF	2020-11-05 06:41	20.04	0.16	19.8	g
ZTF	2020-11-05 06:42	20.19	0.22	19.8	g
ZTF	2020-11-05 08:13	19.95	0.16	19.8	r
ZTF	2020-11-05 08:14	20.32	0.22	19.7	r
GIT	2020-11-06 19:44	20.97	0.13	99.00	r
Sinistro	2020-11-07 10:55	21.13	0.12	99.0	g
Sinistro	2020-11-07 11:01	20.83	0.15	99.0	r
Sinistro	2020-11-07 11:06	20.56	0.18	99.0	i
GIT	2020-11-07 18:16	21.06	0.04	99.00	r
IO:O	2020-11-07 22:56	21.23	0.08	23.5	r
Sinistro	2020-11-08 09:34	99.00	99.00	21.2	g
Sinistro	2020-11-08 09:40	99.00	99.00	20.8	r
Sinistro	2020-11-08 09:46	99.00	99.00	20.7	i
GIT	2020-11-09 15:29	21.91	0.05	99.00	r
ZTF	2020-11-11 07:28	99.00	99.00	20.1	r
ZTF	2020-11-11 08:12	99.00	99.00	20.4	g
ZTF	2020-11-12 07:08	99.00	99.00	20.8	g
ZTF	2020-11-12 07:09	99.00	99.00	20.7	g
ZTF	2020-11-12 07:42	99.00	99.00	20.7	r
ZTF	2020-11-12 07:44	99.00	99.00	20.7	r
ZTF	2020-11-13 07:25	21.30	0.27	20.6	r
ZTF	2020-11-13 09:14	99.00	99.00	20.6	g
ZTF	2020-11-14 07:36	99.00	99.00	20.2	r
ZTF	2020-11-14 07:38	99.00	99.00	20.2	r
ZTF	2020-11-14 08:42	99.00	99.00	20.0	g
ZTF	2020-11-15 06:25	99.00	99.00	20.7	g
ZTF	2020-11-15 06:59	99.00	99.00	20.4	r
ZTF	2020-11-16 06:48	99.00	99.00	20.5	r
ZTF	2020-11-16 06:50	99.00	99.00	20.4	r
ZTF	2020-11-16 07:42	99.00	99.00	20.5	g
ZTF	2020-11-16 07:43	99.00	99.00	20.5	g
ZTF	2020-11-17 05:42	99.00	99.00	20.6	g
ZTF	2020-11-17 06:31	99.00	99.00	20.3	r
ZTF	2020-11-18 06:23	99.00	99.00	20.6	g
ZTF	2020-11-18 08:53	99.00	99.00	20.5	r
LRIS	2021-01-11 06:57	99.0	99.0	25.6	r
LRIS	2021-01-11 06:57	99.0	99.0	25.5	g

Table 4. Forced PSF photometry of the fast optical transient ZTF20acozyr (AT2020yxz). One measurement, acquired on 2020-11-13 07:25 UT, was removed because an obviously spurious excess of flux was present at the transient location. Data were obtained with P48+ZTF, LCO 1-m Sinistro, GIT, and LT+IO:O.

Instrument	Time (UT)	Mag (AB)	Magerr (AB)	Lim mag (AB)	Filter
ZTF	2021-02-03 03:10	99.00	99.00	20.4	g
ZTF	2021-02-03 03:11	99.00	99.00	20.4	g
ZTF	2021-02-03 03:37	99.00	99.00	19.9	r
ZTF	2021-02-03 03:55	99.00	99.00	20.0	r
ZTF	2021-02-03 04:19	99.00	99.00	19.6	r
ZTF	2021-02-03 04:39	99.00	99.00	20.4	g
ZTF	2021-02-04 03:16	99.00	99.00	18.9	g
ZTF	2021-02-04 03:17	99.00	99.00	19.1	g
ZTF	2021-02-04 03:17	99.00	99.00	19.2	g
ZTF	2021-02-04 04:17	99.00	99.00	19.1	r
ZTF	2021-02-04 04:47	99.00	99.00	19.4	r
ZTF	2021-02-04 04:48	99.00	99.00	19.8	r
ZTF	2021-02-04 05:42	99.00	99.00	17.7	i
ZTF	2021-02-05 03:11	99.00	99.00	20.3	g
ZTF	2021-02-05 03:57	99.00	99.00	19.8	r
ZTF	2021-02-05 04:10	99.00	99.00	19.9	r
ZTF	2021-02-05 04:53	99.00	99.00	20.0	g
ZTF	2021-02-06 03:11	20.33	0.13	20.4	g
ZTF	2021-02-06 03:14	20.19	0.12	20.4	g
ZTF	2021-02-06 04:16	20.03	0.13	20.1	r
ZTF	2021-02-06 04:48	19.97	0.12	20.2	r
ZTF	2021-02-07 03:25	21.29	0.31	20.5	g
ZTF	2021-02-07 03:25	99.00	99.00	20.5	g
ZTF	2021-02-07 03:58	20.86	0.25	20.2	r
ZTF	2021-02-07 04:12	21.03	0.27	20.3	r
GIT	2021-02-07 18:22	21.31	0.04	99.0	r
ZTF	2021-02-08 03:15	99.00	99.00	19.5	i
ZTF	2021-02-08 03:47	99.00	99.00	20.1	r
ZTF	2021-02-08 04:15	99.00	99.00	20.4	g
GIT	2021-02-08 15:14	22.22	0.06	23.05	r
ZTF	2021-02-09 03:25	99.00	99.00	20.3	g
ZTF	2021-02-09 03:25	99.00	99.00	20.4	g
ZTF	2021-02-09 03:58	99.00	99.00	20.1	r
ZTF	2021-02-09 03:59	99.00	99.00	20.2	r
ZTF	2021-02-10 03:15	99.00	99.00	20.3	r
ZTF	2021-02-10 03:25	99.00	99.00	20.2	r
Sinistro	2021-02-10 03:38	99.00	99.00	21.6	i
ZTF	2021-02-10 03:45	99.00	99.00	20.5	g
ZTF	2021-02-10 03:47	99.00	99.00	20.5	g
Sinistro	2021-02-10 03:54	99.00	99.00	22.6	g
ZTF	2021-02-11 03:25	99.00	99.00	20.2	g
ZTF	2021-02-11 03:54	99.00	99.00	20.2	r

ZTF	2021-02-11 04:03	99.00	99.00	20.3	r
ZTF	2021-02-11 04:46	99.00	99.00	19.6	i
ZTF	2021-02-11 06:19	99.00	99.00	19.9	g
ZTF	2021-02-12 03:12	99.00	99.00	20.1	r
ZTF	2021-02-15 03:41	99.00	99.00	19.8	r
ZTF	2021-02-15 04:20	99.00	99.00	20.1	g
ZTF	2021-02-15 04:21	99.00	99.00	20.0	g
ZTF	2021-02-15 05:23	99.00	99.00	18.6	r
ZTF	2021-02-18 03:13	99.00	99.00	19.5	g
ZTF	2021-02-18 03:14	99.00	99.00	19.5	g
ZTF	2021-02-20 03:17	99.00	99.00	19.8	r
ZTF	2021-02-20 03:44	99.00	99.00	19.9	g
ZTF	2021-02-21 03:20	99.00	99.00	19.5	g
ZTF	2021-02-21 04:12	99.00	99.00	19.0	i
ZTF	2021-02-21 05:20	99.00	99.00	19.1	r
ZTF	2021-02-22 03:19	99.00	99.00	19.6	r
ZTF	2021-02-22 04:43	99.00	99.00	19.3	g
ZTF	2021-02-23 03:50	99.00	99.00	19.7	g
ZTF	2021-02-23 05:45	99.00	99.00	19.2	r

Table 5. Forced PSF photometry of the fast optical transient ZTF21aahifke (AT2021clk). Data were obtained with P48+ZTF, GIT, and LCO 1-m Sinistro.

Instrument	Time (UT)	Mag (AB)	Magerr (AB)	Lim mag (AB)	Filter
ZTF	2021-02-03 05:58	99.00	99.00	20.2	r
ZTF	2021-02-03 05:59	99.00	99.00	20.4	r
ZTF	2021-02-03 06:26	99.00	99.00	20.7	g
ZTF	2021-02-03 06:28	99.00	99.00	20.7	g
ZTF	2021-02-03 07:58	99.00	99.00	19.5	i
ZTF	2021-02-04 05:14	99.00	99.00	18.3	g
ZTF	2021-02-04 07:07	17.16	0.03	19.2	r
ZTF	2021-02-05 05:09	19.31	0.06	20.2	r
ZTF	2021-02-05 06:07	19.75	0.08	20.5	g
ZTF	2021-02-05 06:08	19.67	0.08	20.4	g
ZTF	2021-02-05 07:52	19.41	0.07	20.2	r
ZTF	2021-02-06 05:26	19.99	0.08	20.6	r
ZTF	2021-02-06 05:35	19.71	0.10	20.1	i
ZTF	2021-02-06 09:27	20.62	0.20	20.2	g
ZTF	2021-02-07 05:06	20.56	0.14	20.6	r
ZTF	2021-02-07 06:52	21.01	0.18	20.8	g
ZTF	2021-02-08 05:30	99.00	99.00	19.8	i
ZTF	2021-02-09 05:32	99.00	99.00	20.5	g
ZTF	2021-02-09 06:05	21.35	0.25	20.7	r
ZTF	2021-02-09 07:43	21.09	0.36	20.0	i
ZTF	2021-02-11 05:04	99.00	99.00	20.6	r
ZTF	2021-02-11 06:36	99.00	99.00	20.8	g
ZTF	2021-02-12 07:22	99.00	99.00	19.8	i
ZTF	2021-02-15 04:35	99.00	99.00	20.2	g
ZTF	2021-02-15 06:00	99.00	99.00	20.3	r

ZTF	2021-02-15 07:44	99.00	99.00	19.7	i
ZTF	2021-02-18 05:07	99.00	99.00	19.8	r
ZTF	2021-02-18 06:38	99.00	99.00	19.9	g
ZTF	2021-02-18 07:09	99.00	99.00	19.3	i

Table 6. Forced PSF photometry of the fast optical transient ZTF21aagwblr (AT2021buv), the optical counterpart to GRB 210204A, on images obtained with P48+ZTF. Full multi-wavelength data analysis will be presented by Kumar et al. (in preparation).

Instrument	Time (UT)	Mag (AB)	Magerr (AB)	Lim mag (AB)	Filter
ZTF	2021-03-07 08:22	99.00	99.00	19.9	i
ZTF	2021-03-07 09:27	99.00	99.00	20.5	g
ZTF	2021-03-07 10:17	99.00	99.00	20.2	r
ZTF	2021-03-08 06:17	99.00	99.00	20.1	r
ZTF	2021-03-08 06:27	99.00	99.00	18.2	r
ZTF	2021-03-17 09:23	19.74	0.06	20.9	r
ZTF	2021-03-17 09:41	19.99	0.07	20.9	g
ZTF	2021-03-18 07:54	20.19	0.15	20.4	i
ZTF	2021-03-18 09:22	20.12	0.10	20.6	r
ZTF	2021-03-18 11:56	20.36	0.12	20.6	g
ZTF	2021-03-19 09:19	20.36	0.10	20.8	r
ZTF	2021-03-19 10:18	20.59	0.12	20.8	g

Table 7. Forced PSF photometry of the fast optical transient ZTF21aapkbav (AT2021gca), a Type II supernova, on images obtained with P48+ZTF.