

Switchable Cobalt-Catalyzed α -Olefination and α -Alkylation of Nitriles with Primary Alcohols

Keshav Paudel, Shi Xu, and Keying Ding*



Cite This: *Org. Lett.* 2021, 23, 5028–5032



Read Online

ACCESS |



Metrics & More

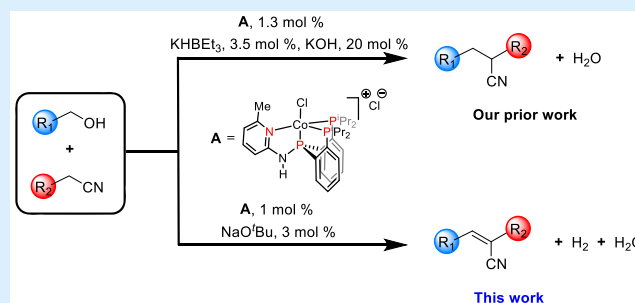


Article Recommendations



Supporting Information

ABSTRACT: The first switchable α -olefination and α -alkylation of nitriles with primary alcohols catalyzed by a well-defined base transition-metal Co complex was presented. A broad variety of nitriles and primary alcohols are selectively and efficiently converted to the corresponding products by this method. It is noteworthy that the transformation is environmentally benign and atom efficient with H_2 and H_2O being the sole byproducts.



α,β -Substituted acrylonitriles are a family of organic compounds that are primarily applied as important building blocks, intermediates, and functional molecules for a range of products such as fragrances, dyes, polymeric materials, pharmaceuticals, natural products, etc.¹ Traditionally, the synthesis of the α,β -substituted acrylonitriles involves base-mediated condensation of carbonyl compounds and nitriles, which is normally accompanied by several competitive side-reactions, e.g., aldol reaction of aldehydes, self-condensation of nitriles, hydrolysis of nitriles to amides, etc.² Alternative synthetic methods of the condensation of nitriles and carbonyl compounds toward the α,β -substituted acrylonitriles have been disclosed, which, however, suffer from several issues such as low yields, the involvement of toxic reagents, generation of plentiful wastes, limited availability of the substrates, and tedious procedures.³ Thus, there is an emerging need to develop new synthetic methods to address these challenges.

Homogeneous transition-metal-catalyzed carbon–carbon bond formation belongs to one imperative synthetic strategy for value-added products.⁴ An attractive method is to utilize the cheap, low-toxic, and readily available alcohols as the alkylating agents through an acceptorless dehydrogenative coupling (ADC) process.^{5,6} The typical procedure of ADC toward α,β -substituted acrylonitriles involves the dehydrogenation of primary alcohols to aldehydes, liberating H_2 to regenerate the catalytically active species. Then, the *in situ* formed aldehydes undergo condensation with the nitriles, furnishing the α,β -substituted acrylonitrile products and H_2O . Alternatively, the α,β -substituted acrylonitriles can be hydrogenated by the catalyst, leading to the saturated nitrile products. This process is recognized as the borrowing hydrogen (BH).^{5,6}

There are a few examples of the synthesis of α,β -substituted acrylonitriles via the ADC process, the majority of which are


based on precious transition-metal catalysts.⁷ With the growing concerns on the sustainability and economy, the replacements of these precious metals with earth-abundant alternatives, e.g., Mn, Fe, Co, etc., are becoming more appealing.⁸ To our best knowledge, there is just a single case disclosed by Milstein and co-workers using primary alcohols as the alkylating agents by a pincer Mn complex.⁹ However, the reaction is sluggish with an average reaction time of over 40 h. Very recently, Balaraman and co-workers reported a Mn-catalyzed α -olefination of nitriles with secondary alcohols.¹⁰ Examples of α -alkylation of nitriles with primary alcohols to saturated nitriles by base transition-metal catalysts are also limited.¹¹

We have established a bench-stable Co complex (A) supported by a tetradentate N,P mixed-donor ligand $iPr^Me_3PPN^H Py$.^{12a} A has proven to be an efficient and versatile precatalyst for secondary alcohol dehydrogenation to ketones,^{12a} primary alcohol dehydrogenative self-coupling to esters,^{12b} switchable couplings of primary and secondary alcohols to ketones and alcohols,^{12c,d} and switchable couplings of alcohols and amines to imines and amines.^{12e} We recently demonstrated that A can efficiently catalyze couplings of primary alcohols and nitriles to selectively form saturated nitriles^{12f} (Scheme 1, top).

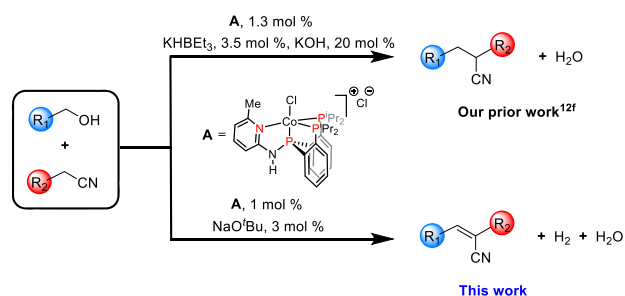
Encouraged by our recent studies, we herein present the cobalt-based catalytic system for the selective synthesis of α,β -substituted acrylonitriles via the ADC process with H_2 and

Received: May 6, 2021

Published: June 18, 2021



Scheme 1. Switchable α -Alkylation of Primary Alcohols with Nitriles Catalyzed by a Well-Defined Cobalt Complex A



H₂O as the only byproducts (Scheme 1, bottom). To the best of our knowledge, Co-catalyzed α -olefination of nitriles with primary alcohols has not been known so far. It is noteworthy that a short reaction time of 6 h suffices. This work also represents the first switchable α -olefination and α -alkylation of nitriles with primary alcohols to α,β -substituted acrylonitriles and nitriles, respectively, catalyzed by any base transition-metal catalyst.

Results and Discussion

Previously, we disclosed that **A** can catalyze α -alkylation of nitriles using primary alcohols to nitriles in the presence of 20 mol % KOH and 3.5 mol % KHBET₃.^{12f} Mechanistic study showed that KOH plays a crucial role in the hydrogenation of the acrylonitrile intermediate to nitrile via the Meerwein–Ponndorf–Verley (MPV) pathway.¹³ We surmise that at the reduced base loading, whereas the MPV process is efficiently suppressed, the reaction could be delicately controlled at the acrylonitrile level. Indeed, the reaction of benzyl alcohol (0.25 mmol) and benzyl cyanide (0.35 mmol) in the presence of 1 mol % **A** and 3 mol % KOH without KHBET₃ resulted in a 67% yield of 2,3-diphenylacrylonitrile in 6 h at 140 °C (Table 1, entry 1). Intrigued by this result, we performed the optimization of the reactions. Among various types of bases, NaO^tBu was proven to be more suitable, leading to an excellent 90% NMR yield and 85% isolated yield after purification by column chromatography (Table 1, entries 1, 2, 4, and 6–8). Control experiments showed that both **A** and base are essential for the reaction (Table 1, entries 9 and 10). A temperature of 140 °C and solvents such as toluene and benzene are more favorable for the reaction (Table 1, entries 2–4, 11, and 12). Remarkably, 6 h is sufficient for the completion of the reaction (Table 1, entries 4 and 5), which is in stark contrast to the reported Mn case, where a long reaction time of about 40 h is required.⁹ The ¹H NMR is on par with the *Z*-isomer. An 87% isolated yield was obtained on the 1 mmol scale reaction (Table 1, entry 13). Mercury testing suggested a homogeneous catalytic system¹⁴ (Table 1, entry 14). H₂ was confirmed by the analysis of gas phase by GC, indicating an ADC pathway (see Supporting Information (SI)).

After obtaining the optimized reaction conditions, we then explored the substrate scope of the reaction. First, we focused on the scope of aromatic primary alcohols. Aromatic primary alcohols bearing electron-donating groups such as –OMe, –Me, –ⁱPr at the *para* position transformed smoothly to give the corresponding products in good to very good 60%–87% yields with *Z*-selectivity (Table 2, entries 3b–3d, 3s, and 3t). Similarly, aromatic primary alcohols with electron-withdrawing groups such as –Cl, –F, –CF₃ at the *para* position afforded

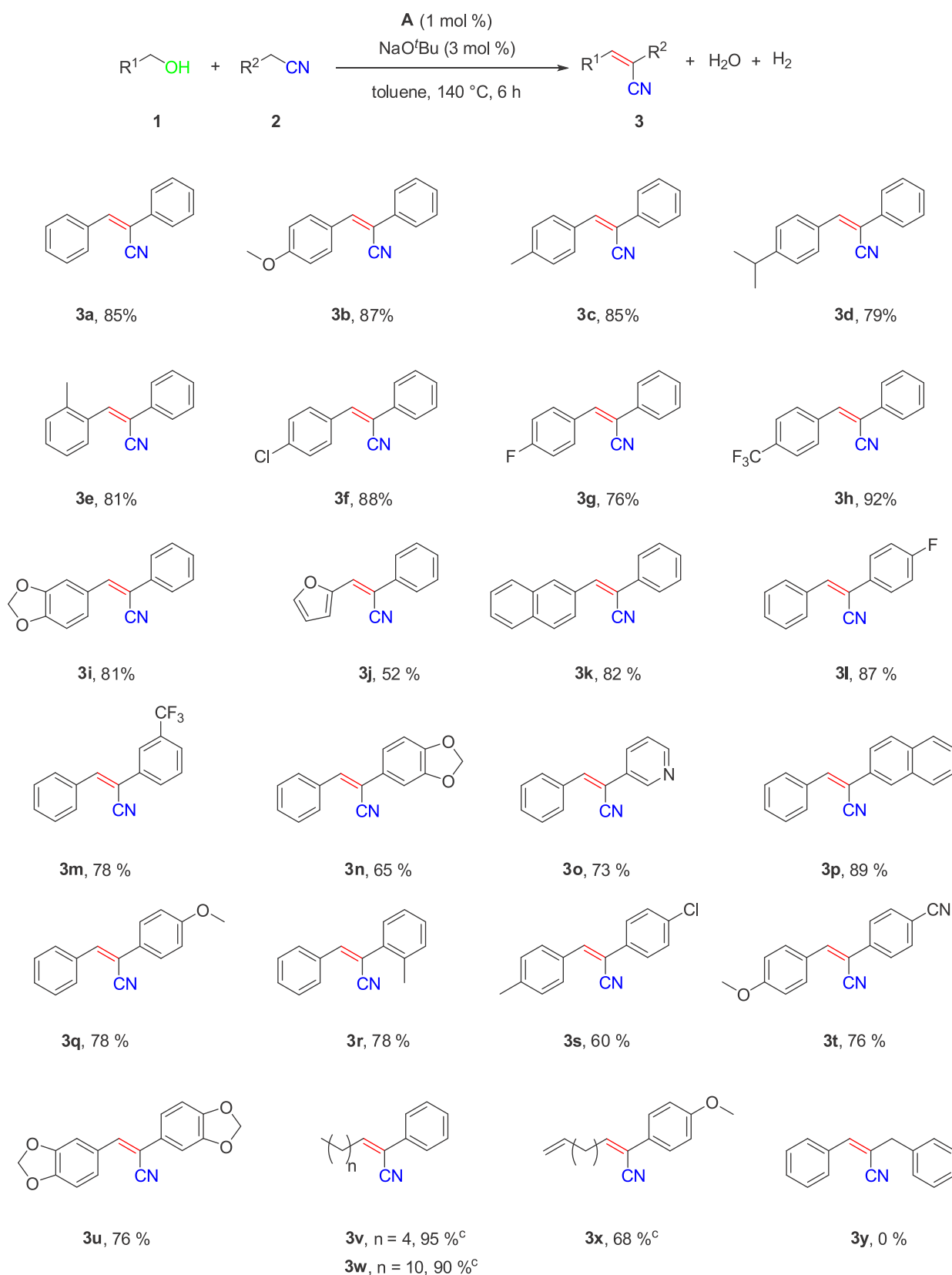
Table 1. Reaction Screening^a

entry	cat.	base	solvent	temp (°C)	yield (%) ^b
1	A	KOH	toluene	140	67
2	A	KO ^t Bu	toluene	140	82
3	A	KO ^t Bu	toluene	125	52
4	A	NaO ^t Bu	toluene	140	90, 85 ^c
5	A	NaO ^t Bu	toluene	140	90, ^d 86 ^e
6	A	K ₂ CO ₃	toluene	140	0
7	A	KHBET ₃	toluene	140	83
8	A	LiHBET ₃	toluene	140	63
9	A	–	toluene	140	0
10	–	NaO ^t Bu	toluene	140	0
11	A	NaO ^t Bu	benzene	140	90
12	A	NaO ^t Bu	THF	140	44
13 ^f	A	NaO ^t Bu	toluene	140	87
14 ^g	A	NaO ^t Bu	toluene	140	83

^aReaction conditions: **1a** (0.25 mmol), **2a** (0.35 mmol), **A** (1 mol %), base (3 mol %), and solvent (1.2 mL) were heated in a reaction vessel (15 mL) with an argon balloon on top for 6 h. ^bYields were determined by ¹H NMR analysis of the crude reaction mixture with 1,3,5-trimethoxybenzene as an internal standard. ^cIsolated yield of **3a**. ^d15 h. ^e5 h. ^fIsolated yield of **3a** on the 1 mmol scale reaction. ^gMercury (125 mg) was added to the reaction.

desired products in good to excellent 76–92% yields (Table 2, entries 3f–3h). Pleasingly, sterically hindered 2-methyl benzyl alcohol and 2-naphthyl methanol also proceeded well, leading to 81% and 82% yields, respectively (Table 2, 3e and 3k). Heteroaryl alcohols like piperonyl alcohol and 2-furfuryl methanol rendered the olefinic nitrile products in moderate to very good yields (Table 2, entries 3i, 3j, and 3u). Next, we investigated the scope of nitriles. Pleasingly, various aromatic nitriles with various electronic properties gave the corresponding products with 60–87% yields (Table 2, entries 3h, 3l, 3m, 3q, 3r, and 3s). Interestingly, nitriles with pyridyl and naphthyl ring delivered the desired acrylonitriles in 73% and 89% yields, respectively (Table 2, entries 3o and 3p). It is noteworthy that the cyanide functionality is well tolerated (Table 2, entry 3t). With regards to the aliphatic primary alcohols, such as 1-hexanol and 1-dodecanol, the reactions turned out to be sluggish under the standard conditions. Gratifyingly, upon doubling the loadings of **A** and NaO^tBu and prolonging the reaction time to 24 h, the reactions were significantly enhanced, revealing excellent 95% and 90% yields, respectively (Table 2, entries 3v and 3w). Notably, unsaturated aliphatic primary alcohols are also viable substrates with the C=C bond remaining intact (Table 2, entry 3x). Unfortunately, benzene-propanenitrile and aliphatic nitrile were not compatible with this method (Table 2, entry 3y).

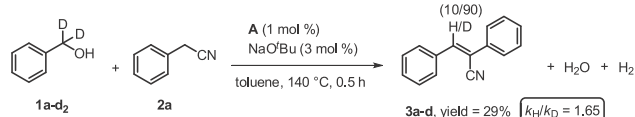
Next, we performed a mechanistic exploration to understand this reaction. A deuterium labeling experiment using **1a-d**₂ and **2a** resulted in 90% D-incorporation at the β position of the nitrile group, indicating the alcohol dehydrogenation step is reversible (Scheme 2). The kinetic isotope effect (KIE) of 1.65 was obtained, which indicates that the breakage of the α -C–H bond of **1a** is moderately slow. The KIE number echoes the one from our prior study on the selective nitrile forming reaction, which is 1.88.^{12f}

Table 2. α -Olefination of Nitriles with Primary Alcohols^{a,b}

^aReaction conditions: primary alcohol (0.25 mmol), nitrile (0.35 mmol), **A** (1 mol %), NaO^tBu (3 mol %), and toluene (1.2 mL) were heated at 140 °C in a reaction vessel (15 mL) with an argon balloon on top for 6 h. ^bIsolated yields. ^c**A** (2 mol %) and NaO^tBu (6 mol %) for 24 h.

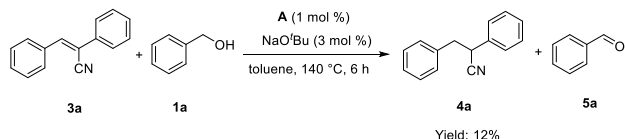
In the switchable acrylonitrile and nitrile synthesis, the base loadings play a critical and unique role in the selectivity

determination. High base loadings that facilitate the MPV hydrogenation process result in the saturated nitrile

Scheme 2. Deuterium Labeling Experiment Using 1a-d₂

products;^{12f} on the contrary, acrylonitriles are selectively formed employing a catalytic amount of base as revealed in the present work. We have successfully leveraged this strategy to achieve switchable imine/amine and ketone/alcohol synthesis based on **A**.^{12c–e} The series of studies apparently demonstrate the high efficiency, selectivity, and versatility of our Co catalytic system affording a range of valuable products. In addition to the effects of the base loadings, the lack of hydrogenation ability of **A** at low base loadings is crucial for the product-switching. To test this hypothesis, the transfer hydrogenation of 2,3-diphenylacrylonitrile by benzyl alcohol was performed in the presence of 1 mol % **A** and 3 mol % of NaOBu at 140 °C for 6 h (Scheme 3). A poor 12% yield of

Scheme 3. Transfer Hydrogenation of 2,3-Diphenylacrylonitrile



2,3-diphenylpropanenitrile resulted. In stark contrast, with 20 mol % base alone, a significantly enhanced 82% yield was reached in just 15 min.^{12f} These results shed light on the roles of base loadings on the selectivity. A comprehensive mechanistic study is currently underway in our laboratory.

To explore if the metal–ligand cooperativity (MLC) participates through the N–H linker on **A**, we employed complex **B** as the precatalyst, which bears an N–Me moiety (Figure 1). Interestingly, a comparable 84% yield of **3a** was obtained, suggesting that MLC may not play a crucial role.

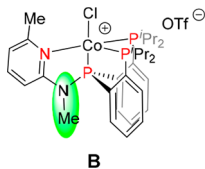
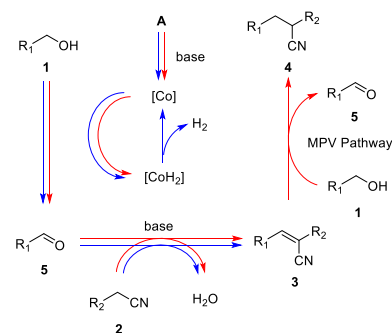


Figure 1. Complex **B** examined.

Previously, we have shown that **A** is capable of dehydrogenation of alcohols,^{12a,b} and base alone can mediate the condensation of aldehydes and nitriles.^{12f} Benzaldehydes were observed in the α -olefination of benzyl cyanide with benzyl alcohol, suggesting that the condensation is a relatively slow step. Based on the literature,^{5,6} and our studies, a plausible reaction mechanism is given (Scheme 4). Initially, the Co precatalyst **A** is activated by a base through the salt elimination.^{12a} The catalytically active Co species mediates the dehydrogenation of primary alcohols to form the aldehyde intermediates, which subsequently undergo the base-mediated condensation with the nitriles to yield the acrylonitriles and H₂O. Finally, the liberation of H₂ regenerates the catalyst. Alternatively, at high base loadings, the base mediated MPV

Scheme 4. Proposed Mechanism (α -Olefination in Blue and α -Alkylation in Red)

process further reduces the acrylonitriles to the nitrile products.^{12f}

Conclusions

We present the first Co-catalyzed switchable formations of α,β -substituted acrylonitriles and nitriles. A large variety of nitriles and primary alcohols are viable substrates with this protocol. Notably, this reaction is environmentally friendly and atom efficient with H₂ and H₂O being the sole byproducts. We anticipate that this study will contribute to the catalyst designs, especially the ones that take advantage of the earth-abundant transition metals.

■ ASSOCIATED CONTENT

Supporting Information

The Supporting Information is available free of charge at <https://pubs.acs.org/doi/10.1021/acs.orglett.1c01553>.

Experimental details, NMR spectra, and other results (PDF)

■ AUTHOR INFORMATION

Corresponding Author

Keying Ding – Department of Chemistry, Middle Tennessee State University, Murfreesboro, Tennessee 37132, United States; Molecular Biosciences Program, Middle Tennessee State University, Murfreesboro, Tennessee 37132, United States; orcid.org/0000-0002-7367-129X; Email: Keying.Ding@mtsu.edu

Authors

Keshav Paudel – Department of Chemistry, Middle Tennessee State University, Murfreesboro, Tennessee 37132, United States; Molecular Biosciences Program, Middle Tennessee State University, Murfreesboro, Tennessee 37132, United States

Shi Xu – Department of Chemistry, Middle Tennessee State University, Murfreesboro, Tennessee 37132, United States

Complete contact information is available at: <https://pubs.acs.org/doi/10.1021/acs.orglett.1c01553>

Notes

The authors declare no competing financial interest.

■ ACKNOWLEDGMENTS

We appreciate the financial support from the National Science Foundation (CHE-1465051 and MRI CHE-1626549). We

acknowledge Clean Energy Fee Funds of Middle Tennessee State University.

REFERENCES

- (1) (a) Fleming, F. F. *Nat. Prod. Rep.* **1999**, *16*, 597–606. (b) Fleming, F. F.; Wang, Q. *Chem. Rev.* **2003**, *103*, 2035–2078. (c) Basavaiah, D.; Rao, A. J.; Satyanarayana, T. *Chem. Rev.* **2003**, *103*, 811–892. (d) Boyer, J.; Corriu, R. J. P.; Perz, R.; Reye, C. *Tetrahedron* **1983**, *39*, 117–122. (e) Gomez, R.; Segura, J. L.; Martin, N. *Chem. Commun.* **1999**, 619–620. (f) Segura, J. L.; Martin, N.; Hanack, M. *Eur. J. Org. Chem.* **1999**, 1999, 643–651. (g) An, M.; Sarker, A. K.; Jung, D. C.; Hong, J. D. *Bull. Korean Chem. Soc.* **2011**, *32*, 2083–2086.
- (2) (a) Arseniyadis, S.; Kyler, K. S.; Watt, D. S. *Org. React.* **1984**, *31*, 193. (b) DiBiase, S. A.; Lipisko, B. A.; Haag, A.; Wolak, A. R.; Gokel, W. G. *J. Org. Chem.* **1979**, *44*, 4640–4649. (c) Zupancic, B.; Kokalj, M. *Synthesis* **1981**, 1981, 913–915. (d) Guillot, R.; Loupy, A.; Meddour, A.; Pellet, M.; Petit, A. *Tetrahedron* **2005**, *61*, 10129–10137. (e) Ladhar, F.; Gharbi, E. *Synth. Commun.* **1991**, *21*, 413–417. (f) D'Sa, B. A.; Kisanga, P.; Verkade, J. G. *J. Org. Chem.* **1998**, *63*, 3961–3967.
- (3) (a) Lanari, D.; Alonzi, M.; Ferlin, F.; Santoro, S.; Vaccaro, L. *Org. Lett.* **2016**, *18*, 2680–2683. (b) Funabiki, T.; Hosomi, H.; Yoshida, S.; Tarama, K. *J. Am. Chem. Soc.* **1982**, *104*, 1560–1568. (c) Qin, C.; Jiao, N. *J. Am. Chem. Soc.* **2010**, *132*, 15893–15895. (d) Powell, K. J.; Han, Li-C.; Sharma, P.; Moses, J. E. *Org. Lett.* **2014**, *16*, 2158–2161. (e) Naota, T.; Taki, H.; Mizuno, M.; Murahashi, S. I. *J. Am. Chem. Soc.* **1989**, *111*, 5954–5955. (f) Sugahara, K.; Kimura, T.; Kamata, K.; Yamaguchi, K.; Mizuno, N. *Chem. Commun.* **2012**, 48, 8422–8424. (g) Tanaka, K.; Ono, N.; Kubo, A.; Kaji, A. *Synthesis* **1979**, 1979, 890–891. (h) Ying, A.; Qiu, F.; Wu, C.; Hu, H.; Yang, J. *RSC Adv.* **2014**, *4*, 33175–33183. (i) Villemin, D.; Jullien, A.; Bar, N. *Green Chem.* **2003**, *5*, 467–469.
- (4) Hartwig, J. *Organotransition Metal Chemistry: From Bonding to Catalysis*; University Science Books: 2009.
- (5) For selective reviews, see: (a) Guillena, G.; Ramon, D. J.; Yus, M. *Chem. Rev.* **2010**, *110*, 1611–1641. (b) Gunanathan, C.; Milstein, D. *Science* **2013**, *341*, 1229712. (c) Crabtree, R. H. *Chem. Rev.* **2017**, *117*, 9228–9246. (d) Alig, L.; Fritz, M.; Schneider, S. *Chem. Rev.* **2019**, *119*, 2681–2751. (e) Irrgang, T.; Kempe, R. *Chem. Rev.* **2019**, *119*, 2524–2549. (f) Ai, W.; Zhong, R.; Liu, X.; Liu, Q. *Chem. Rev.* **2019**, *119*, 2876–2953. (g) Junge, K.; Papa, V.; Beller, M. *Chem. - Eur. J.* **2019**, *25*, 122–143.
- (6) For selective cases, see: (a) Zhang, G.; Hanson, S. K. *Org. Lett.* **2013**, *15*, 650–653. (b) Mukherjee, A.; Nerush, A.; Leitun, G.; Shimon, L. J. W.; Ben-David, Y.; Espinosa Jalapa, N. A.; Milstein, D. *J. Am. Chem. Soc.* **2016**, *138*, 4298–4301. (c) Elangovan, S.; Neumann, J.; Sortais, J.-B.; Junge, K.; Darcel, C.; Beller, M. *Nat. Commun.* **2016**, *7*, 12641. (d) Rösler, S.; Ertl, M.; Irrgang, T.; Kempe, R. *Angew. Chem., Int. Ed.* **2015**, *54*, 15046–15050. (e) Yan, T.; Feringa, B. L.; Barta, K. *Nat. Commun.* **2014**, *5*, 5602. (f) Samuelsen, S.; Santilli, C.; Ahlquist, M. S. G.; Madsen, R. *Chem. Sci.* **2019**, *10*, 1150–1157.
- (7) For selective cases, see: (a) Motokura, K.; Nishimura, D.; Mori, K.; Mizugaki, T.; Ebitani, K.; Kaneda, K. *J. Am. Chem. Soc.* **2004**, *126*, 5662–5663. (b) Löfberg, C.; Grigg, R.; Whittaker, M. A.; Keep, A.; Derrick, A. *J. Org. Chem.* **2006**, *71*, 8023–8027. (c) Li, F.; Zou, X.; Wang, N. *Adv. Synth. Catal.* **2015**, *357*, 1405–1415. (d) Anxionnat, B.; Gomez Pardo, D.; Ricci, G.; Cossy, J. *Org. Lett.* **2011**, *13*, 4084–4087. (e) Buil, M. L.; Esteruelas, M. A.; Herrero, J.; Izquierdo, S.; Pastor, I. M.; Yus, M. *ACS Catal.* **2013**, *3*, 2072–2075. (f) Thiagarajan, S.; Gunanathan, C. *ACS Catal.* **2018**, *8*, 2473–2478.
- (8) (a) Bullock, R. M. *Catalysis without Precious Metals*; Wiley-VCH: Weinheim, 2010. (b) Chirik, P.; Morris, R. *Acc. Chem. Res.* **2015**, *48*, 2495–2495.
- (9) Chakraborty, S.; Das, U. K.; Ben-David, Y.; Milstein, D. *J. Am. Chem. Soc.* **2017**, *139*, 11710–11713.
- (10) Yadav, V.; Landge, V. G.; Subaramanian, M.; Balaraman, E. *ACS Catal.* **2020**, *10*, 947–954.
- (11) For Co case, see: (a) Liu, Z.; Yang, Z.; Yu, X.; Zhang, H.; Yu, B.; Zhao, Y.; Liu, Z. *Org. Lett.* **2017**, *19*, 5228–5231. For Fe case, see: (b) Ma, W.; Cui, S.; Sun, H.; Tang, W.; Xue, D.; Li, C.; Fan, J.; Xiao, J.; Wang, C. *Chem. - Eur. J.* **2018**, *24*, 13118–13123. For Mn cases, see: (c) Jana, A.; Reddy, C. B.; Maji, B. *ACS Catal.* **2018**, *8*, 9226–9231. (d) Borghs, J. C.; Tran, M. A.; Sklyaruk, J.; Rueping, M.; El-Sepelgy, O. *J. Org. Chem.* **2019**, *84*, 7927–7935. For Ni case, see: (e) Bera, S.; Bera, A.; Banerjee, D. *Chem. Commun.* **2020**, *56*, 6850–6853. For a recent case with secondary alcohols by a Co catalyst, see: (f) Chakraborty, P.; Garg, N.; Manoury, E.; Poli, R.; Sundararaju, B. *ACS Catal.* **2020**, *10*, 8023–8031.
- (12) (a) Xu, S.; Althlthl, L. M.; Paudel, K.; Reinheimer, E.; Tyer, D. L.; Taylor, D. K.; Smith, A. M.; Holzmann, J.; Lozano, E.; Ding, K. *Inorg. Chem.* **2018**, *57*, 2394–2397. (b) Paudel, K.; Pandey, B.; Xu, S.; Taylor, D. K.; Tyer, D. L.; Torres, C. L.; Gallagher, S.; Kong, L.; Ding, K. *Org. Lett.* **2018**, *20*, 4478–4481. (c) Pandey, B.; Xu, S.; Ding, K. *Org. Lett.* **2019**, *21*, 7420–7423. (d) Pandey, B.; Xu, S.; Ding, K. *Organometallics* **2021**, *40*, 1207. (e) Paudel, K.; Xu, S.; Hietsoi, O.; Pandey, B.; Onuh, C.; Ding, K. *Organometallics* **2021**, *40*, 418–426. (f) Paudel, K.; Xu, S.; Ding, K. *J. Org. Chem.* **2020**, *85*, 14980–14988.
- (13) For selective cases, see: (a) Walling, C.; Bollyky, L. *J. Am. Chem. Soc.* **1964**, *86*, 3750–3752. (b) Berkessel, A.; Schubert, T. J. S.; Müller, T. N. *J. Am. Chem. Soc.* **2002**, *124*, 8693–8698. (c) Polshettiwar, V.; Varma, R. S. *Green Chem.* **2009**, *11*, 1313–1316. (d) Ouali, A.; Majoral, J.; Caminade, A.; Taillefer, M. *ChemCatChem* **2009**, *1*, 504–509. (e) Xu, Q.; Chen, J.; Liu, Q. *Adv. Synth. Catal.* **2013**, *355*, 697–704. (f) Allen, L. J.; Crabtree, R. H. *Green Chem.* **2010**, *12*, 1362–1364. (g) Bauer, H.; Alonso, M.; Färber, C.; Elsen, H.; Pahl, J.; Causero, A.; Ballmann, G.; De Proft, F.; Harder, S. *Nat. Catal.* **2018**, *1*, 40–47.
- (14) A filtration experiment was performed to testify that the reaction is not mediated by nanoparticles (see SI).