

# Roadmap of Spin–Orbit Torques

Qiming Shao<sup>1</sup>, Peng Li<sup>2</sup>, Luqiao Liu<sup>3</sup>, Hyunsoo Yang<sup>4</sup>, Shunsuke Fukami<sup>5</sup>, Armin Razavi<sup>6</sup>, Hao Wu<sup>6</sup>, Kang Wang<sup>6</sup>, *Life Fellow, IEEE*, Frank Freimuth<sup>7,8</sup>, Yuriy Mokrousov<sup>7,8</sup>, Mark D. Stiles<sup>9</sup>, Satoru Emori<sup>10</sup>, Axel Hoffmann<sup>11</sup>, *Fellow, IEEE*, Johan Åkerman<sup>12</sup>, Kaushik Roy<sup>13</sup>, *Fellow, IEEE*, Jian-Ping Wang<sup>14</sup>, *Fellow, IEEE*, See-Hun Yang<sup>15</sup>, Kevin Garello<sup>16,17</sup>, and Wei Zhang<sup>18</sup>

- <sup>1</sup>Department of Electronic and Computer Engineering, The Hong Kong University of Science and Technology, Hong Kong  
<sup>2</sup>Department of Electrical and Computer Engineering, Auburn University, Auburn, AL 36849 USA  
<sup>3</sup>Electrical Engineering and Computer Science, Massachusetts Institute of Technology, Cambridge, MA 02139 USA  
<sup>4</sup>Department of Electrical and Computer Engineering, National University of Singapore, Singapore 117576  
<sup>5</sup>Research Institute of Electrical Communication, Tohoku University, Sendai 980-8577, Japan  
<sup>6</sup>Department of Electrical and Computer Engineering, University of California at Los Angeles, Los Angeles, CA 90095 USA  
<sup>7</sup>Peter Grünberg Institut, Forschungszentrum Jülich, 52425 Jülich, Germany  
<sup>8</sup>Institute of Physics, University of Mainz, 55128 Mainz, Germany  
<sup>9</sup>Alternative Computing Group, National Institute of Standards and Technology, Gaithersburg, MD 20899 USA  
<sup>10</sup>Department of Physics, Virginia Tech, Blacksburg, VA 24061 USA  
<sup>11</sup>Department of Materials Science and Engineering, University of Illinois Urbana–Champaign, Champaign, IL 61820 USA  
<sup>12</sup>Physics Department, University of Gothenburg, 405 30 Gothenburg, Sweden  
<sup>13</sup>Department of Electrical and Computer Engineering, Purdue University, West Lafayette, IN 47907 USA  
<sup>14</sup>Electrical and Computer Engineering Department, University of Minnesota, Minneapolis, MN 55455 USA  
<sup>15</sup>IBM Research–Almaden, San Jose, CA 95120 USA  
<sup>16</sup>IMEC, 3001 Leuven, Belgium  
<sup>17</sup>Univ. Grenoble Alpes, CEA, CNRS, Grenoble INP, SPINTEC, 38000 Grenoble, France  
<sup>18</sup>Physics Department, Oakland University, Rochester, MI 48309 USA

**Spin–orbit torque (SOT) is an emerging technology that enables the efficient manipulation of spintronic devices. The initial processes of interest in SOTs involved electric fields, spin–orbit coupling, conduction electron spins, and magnetization. More recently, interest has grown to include a variety of other processes that include phonons, magnons, or heat. Over the past decade, many materials have been explored to achieve a larger SOT efficiency. Recently, holistic design to maximize the performance of SOT devices has extended material research from a nonmagnetic layer to a magnetic layer. The rapid development of SOT has spurred a variety of SOT-based applications. In this article, we first review the theories of SOTs by introducing the various mechanisms thought to generate or control SOTs, such as the spin Hall effect, the Rashba–Edelstein effect, the orbital Hall effect, thermal gradients, magnons, and strain effects. Then, we discuss the materials that enable these effects, including metals, metallic alloys, topological insulators, 2-D materials, and complex oxides. We also discuss the important roles in SOT devices of different types of magnetic layers, such as magnetic insulators, antiferromagnets, and ferrimagnets. Afterward, we discuss device applications utilizing SOTs. We discuss and compare three- and two-terminal SOT-magnetoresistive random access memories (MRAMs); we mention various schemes to eliminate the need for an external field. We provide technological application considerations for SOT-MRAM and give perspectives on SOT-based neuromorphic devices and circuits. In addition to SOT-MRAM, we present SOT-based spintronic terahertz generators, nano-oscillators, and domain-wall and skyrmion racetrack memories. This article aims to achieve a comprehensive review of SOT theory, materials, and applications, guiding future SOT development in both the academic and industrial sectors.**

**Index Terms**—Magnetic devices, magnetic materials, magnetic memory, spin-orbit torques (SOTs).

## I. INTRODUCTION

**I**N MODERN computer systems, nonvolatile memories play an essential role since they can store information for a long time without the need for external power. Magnetic memories, such as hard-disk drives and magnetic tapes, dominate the secondary nonvolatile memory market due to high capacity and low cost. However, they are very slow ( $\approx 10$  ms) compared

with main memories such as dynamic random access memory (DRAM;  $\approx 100$  ns), and thus, there is a huge speed gap. The constant data transfer between fast computing units and slow memory units creates energy loss and time delay. To mitigate this issue, high-speed nonvolatile memories such as flash memory ( $\approx 0.1$  ms) have been employed for personal and enterprise electronic devices. In addition, emerging nonvolatile memories, including but not limited to resistive RAM (RRAM), phase-change memory, magnetic racetrack memory (RM), and magnetoresistive RAM (MRAM), are being intensively investigated to further reduce the gap [1], [2]. The concepts behind magnetic RM are close to those behind magnetic bubble memory, which was developed in the 1970s and 1980s, except that magnetic RM was originally based on electrical

Manuscript received December 22, 2020; revised April 23, 2021; accepted May 2, 2021. Date of publication May 10, 2021; date of current version June 23, 2021. Corresponding authors: Q. Shao, P. Li, and W. Zhang (e-mail: eeqshao@ust.hk; peng.li@auburn.edu; weizhang@oakland.edu).

Color versions of one or more figures in this article are available at <https://doi.org/10.1109/TMAG.2021.3078583>.

Digital Object Identifier 10.1109/TMAG.2021.3078583

0018-9464 © 2021 IEEE. Personal use is permitted, but republication/redistribution requires IEEE permission.

See <https://www.ieee.org/publications/rights/index.html> for more information.

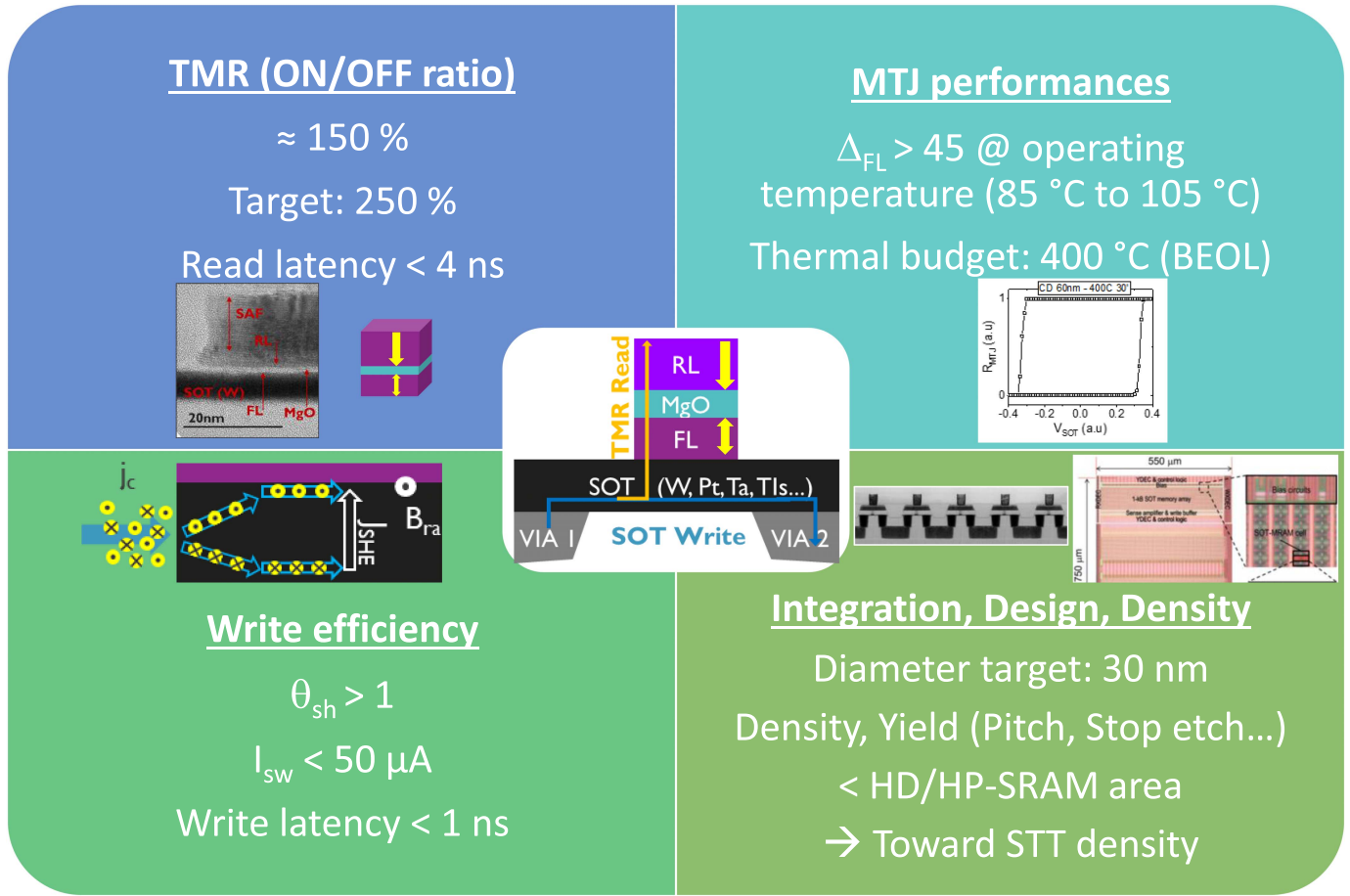


Fig. 1. Areas of future development and targets for SOT-MRAM. MTJ: magnetic tunnel junction.  $\Delta_{FL}$ : thermal stability factor of the magnetic free layer.  $\theta_{SOT}$ : SOT efficiency.  $I_{sw}$ : critical switching current. HD/HP-SRAM: HD/HP static random access memory. STT-MRAM: STT-magnetoresistive RAM. RL: reference layer. FL: free layer. TIs: topological insulators. Insets: TEM-array: [9] (Copyright (2018) by IEEE), SOT-MRAM-array: [10] (Copyright (2020) by IEEE), and SOT-MRAM circuit: [11] (Copyright (2020) by IEEE).

manipulation of the magnetization using spin-transfer torque (STT) [2]. Similarly, while the first generation of MRAM used current-induced Oersted fields to write information, which does not scale well, STT-MRAMs use currents directly [3]–[5]. STT-MRAM is being actively investigated for both embedded and standalone applications by several prominent industry leaders. Due to its ultrafast speed and reliability, STT-MRAM could potentially achieve cache-level speed ( $\approx 1$  ns), resulting in increased interest in STT-MRAM [6]. From 2011 to 2012, a new type of current-induced spin torque, spin-orbit torque (SOT), was employed to enable a new type of MRAM, known as SOT-MRAM [7], [8]. The SOT writing scheme can provide better energy efficiency and provides more application versatility. To fulfill its potential, device characteristics, including the tunnel magnetoresistance (TMR) ratio, back-end-of-line (BEOL) process compatibility, write efficiency, storage density, and circuit-level design and integration, need to be further improved (see Fig. 1), as discussed further in Section IV-H. We discuss the importance of these criteria here. TMR ratio determines how effectively one can read the magnetic tunnel junction (MTJ) state and minimize the reading margin. A larger TMR ratio (targeting toward 250%)

provides a larger reading margin, enabling a faster reading speed. It has also a significant impact on the periphery area, which can occupy a significant portion of chip area, hence affecting effective memory density. Furthermore, to ensure that SOT-MRAM is appropriate for memory applications, large enough MTJ's thermal stability  $\Delta$  at small diameters (30 nm) is critical for achieving sufficient retention time at operation temperature (typically  $\Delta > 45k_bT$ ). Meanwhile, the MTJ stack has to sustain significant processing thermal budgets ( $\sim 400$  °C,  $> 30$  min) without degrading its properties to be compatible with complementary metal-oxide-semiconductor (CMOS) BEOL technology integration and processing.

Importantly, while SOT-MRAM does not consume static power due to its nonvolatile nature, reducing dynamic power is still critical to minimize cell footprint (selector transistor size, write latency). This calls for reduction of writing efficiency, and it is projected that one would need to improve the SOT efficiency to a value larger than one so that the switching current can reach write latency 1 ns with  $< 100 \mu A$  in advanced technology nodes. Providing sufficient advantages compared to static RAM (SRAM) memories (primary technology replace-

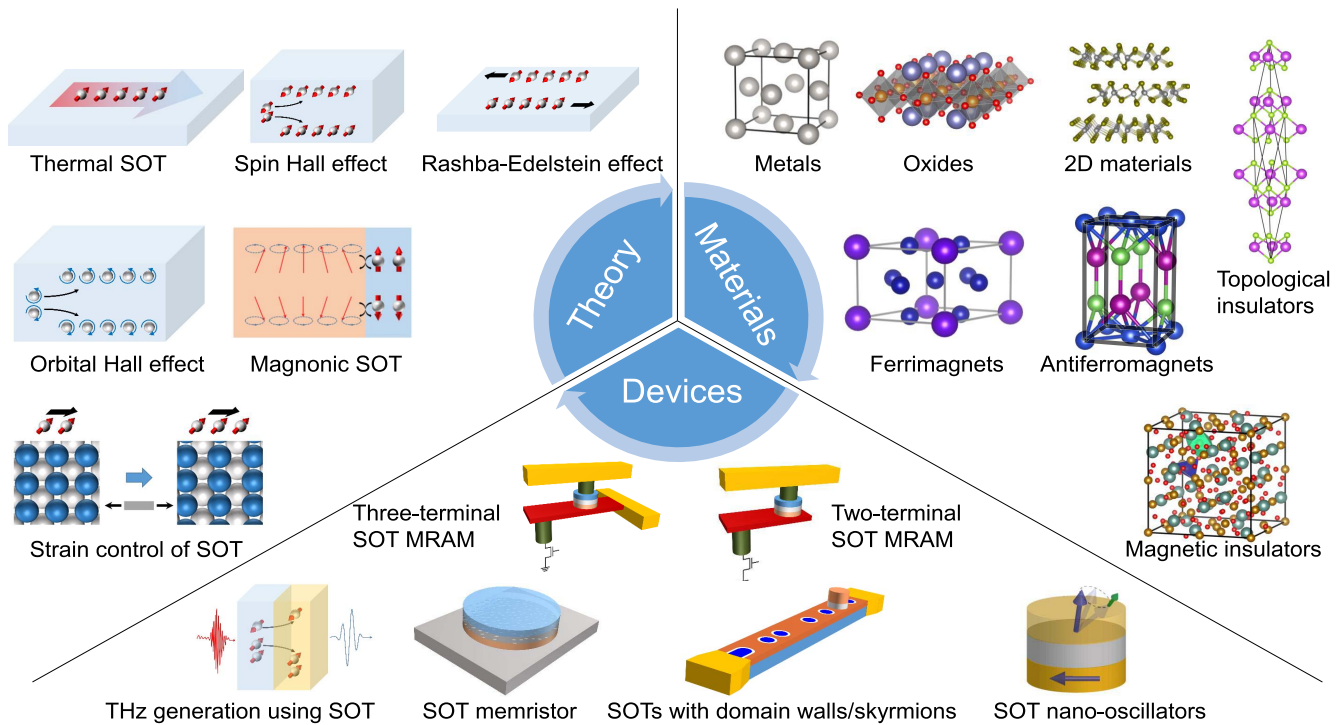


Fig. 2. Overview of the roadmap content. The spin Hall effect and Rashba–Edelstein effects are introduced in Section II-A, the orbital Hall effect is introduced in Section II-C, thermal SOTs are introduced in Section II-D, strain control of SOT is introduced in Section II-E, and magnonic SOTs are introduced in Section II-F. Metals are discussed in Section III-A, TIs are discussed in Section III-B, 2-D materials are discussed in Section III-C, oxides and MIs are discussed in Section III-D, antiferromagnets are discussed in Section III-E, and ferrimagnets are discussed in Section III-F. Three-terminal SOT-MRAM and two-terminal SOT-MRAM are elaborated in Section IV-A and IV-B, respectively, SOT memristors are elaborated in Section IV-C, THz generation using SOT is elaborated in Section IV-E, SOT nano-oscillators are elaborated in Section IV-F, and SOTs with DWs/skyrmions are elaborated in Section IV-G. In addition to the topics mentioned in the figure, we discuss first-principle calculations in Section II-B, low-damping ferromagnets in Section III-G, schemes to achieve field-free magnetization switching in Section IV-D, and industrialization considerations in Section IV-H.

ment target) requires that the area cost of SOT-MRAM is less than that of SRAM and that eventually, the density of SOT-MRAM should approach that of STT-MRAM. As density strongly impacts yield, the fabrication process needs to be optimized, requiring strong effort on etch methods to avoid vertical shorts and MTJ damage at lower dimensions (30 nm).

In the following, we will briefly introduce SOT and its mechanisms and explain why it can be potentially more energy-efficient and versatile in its applications (see Fig. 2).

SOT is generated from spin–orbit coupling in a single material or material heterostructure. This is distinctively different from STT, where the spin angular momentum is transferred from one magnet to another magnet. Conventionally, an electric field creates nonequilibrium orbital occupation that leads to SOT through spin–orbit coupling. This process includes the spin Hall effect [12], [13], the Rashba–Edelstein effect [14], [15], and the orbital Hall effect [16], [17]. More recently, other types of spin torques, such as thermally generated or phonon-driven spin torque [18], [19] and magnon-driven spin torque [20], [21], have been studied as SOTs. Investigations into mechanisms of SOTs have allowed researchers to control SOT strength through gate voltage [22], strain [23], [24], and other external parameters.

SOT is attractive because of its potential energy efficiency. The efficiency for generating spin current and transferring

angular momentum can be represented by a dimensionless number that characterizes the angular momentum transferred per electron. The STT efficiency has a theoretical limit of one since it originates from the spin polarization at the Fermi level of a ferromagnetic metal (FM), which has a maximum of 100%. In contrast, SOT efficiencies larger than one have been experimentally demonstrated in some topological materials and Rashba heterostructures. Since the required switching current is inversely proportional to the STT or SOT efficiency, the energy efficiency of SOT could be better. Researchers are investigating many materials for higher energy efficiency, including heavy metals, topological insulators (TIs), 2-D materials, and oxides. In addition, ferromagnetic, ferrimagnetic, and antiferromagnetic materials are also studied for generating SOTs, in concert with the studies of magnetism and magnetic dynamics in the magnetic materials.

SOT-based devices (e.g., SOT memory) usually have separate write and read paths. This increases the reliability of the devices since one does not need to apply a large write current through the ultrathin ( $\approx 1$  nm) tunnel dielectric layer in an MTJ. Furthermore, in some applications, SOT devices do not require a second magnetic layer as in the STT case, making pure spin-based logic and computing units more tangible and providing more flexibility in terms of device structure design. Potential applications include, but are not limited to, MRAM, neuromorphic circuits, RM, nano-oscillators, and

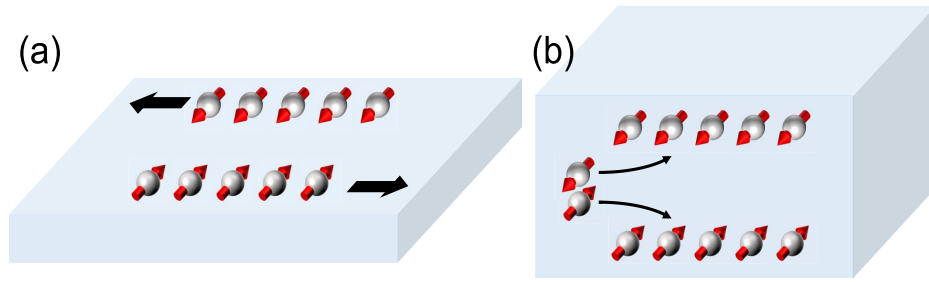


Fig. 3. Schematics of (a) Rashba-Edelstein effect and (b) spin Hall effect.

terahertz generation. Early reviews of SOT-based devices include [25]–[28].

In this article, we review and provide a perspective of SOTs in both the theoretical and experimental aspects of their origins, materials, and devices (see Fig. 2). We begin with the theory of SOT. We introduce various mechanisms to generate SOTs, including spin Hall effect, Rashba-Edelstein effect, orbital Hall effect, strain effect, thermal effect, and magnonic effect. Insights from first-principle calculations are briefly mentioned. Then, we describe materials for generating SOTs, including metals and metal alloys, TIs, 2-D materials, and oxides. Then, we discuss SOTs from magnetic materials, including ferromagnets, antiferromagnets, and ferrimagnets. Finally, we discuss SOT devices. We introduce three- and two-terminal SOT-MRAM, SOT-based neuromorphic devices, nano-oscillators, RM with domain walls (DWs) and skyrmions, and terahertz generators based on SOTs. We finish with a discussion of a variety of mechanisms for predictably switching SOT devices without the assistance of external fields, a requirement for scaling SOT-based devices.

## II. THEORY OF SOTs

### A. Spin Hall Effect and Rashba-Edelstein Effect as Origins of SOTs

Two simple models provide the paradigms for understanding SOTs. The first one is that SOTs can arise from the interaction of spin-orbit coupling and magnetic exchange at an interface between a magnetic layer and a nonmagnetic (NM) layer and has been proposed by Manchon and Zhang [29] based on the Rashba-Edelstein effect [14]. In a two-dimensional electron gas (2DEG) with magnetic exchange and spin-orbit coupling, a current combines with the spin-orbit coupling to create a spin accumulation that exerts a torque on a magnet [see Fig. 3(a)]. Note that the interfacial SOT magnitude would be dependent on the extrinsic factors, such as the disorder strength [30], [31]. The second model is SOTs arise in a bi-layer structure of an NM layer and a ferromagnetic layer, from spin currents generated in the NM layer that couples to the ferromagnetic layer at the interface [32], [33] based on the spin Hall effect [13]. Note that the symmetry of these intrinsic SOTs can be directly related to the crystal symmetry, which, for example, can be Rashba-like [14], [34] or Dresselhaus-like [34], [35]. Here, the spin Hall effect generates the spin current that flows to the interface, creating a spin torque similar to that created by a perpendicular spin-polarized current [see Fig. 3(b)].

Models [36] that include both the spin Hall effect and interfacial spin-orbit coupling show that both paradigms produce both field-like  $\sim \mathbf{m} \times (\mathbf{n} \times \mathbf{E})$  and damping-like  $\sim \mathbf{m} \times [\mathbf{m} \times (\mathbf{n} \times \mathbf{E})]$  torques, where  $\mathbf{m}$  is the magnetization direction,  $\mathbf{n}$  is the interface normal direction, and  $\mathbf{E}$  is the direction of the electric field. It is impossible to use the form of the torque to determine the mechanism since both mechanisms give rise to the same form of torque. If the materials in the bilayer are assumed to have isotropic symmetry, as might be appropriate for polycrystalline materials, these two forms are the simplest allowed by symmetry [37].

Theoretical research on SOTs has focused on developing a deeper understanding beyond these two paradigms to see where additional functionality can be achieved and then optimized. One approach is to study the angular dependence of the torque in more detail. For isotropic materials, SOTs with more complicated angular dependencies than the two described above are allowed [37], [38]. However, permitted torques for isotropic materials all go to zero when the magnetization points in the direction  $\mathbf{n} \times \mathbf{E}$ . This makes it impossible to deterministically reverse magnetizations with perpendicular anisotropy, that is, for the easy axis along the interface normal  $\mathbf{n}$ . Deterministic switching requires that something breaks the mirror symmetry with respect to the plane perpendicular to  $\mathbf{n} \times \mathbf{E}$ . The symmetry breaking can come from a variety of sources, including exchange bias, an applied magnetic field, or the crystal symmetry [38], [39]. MacNeill *et al.* [39] used a single-crystal WTe<sub>2</sub> layer and observed such a torque when the electric field was applied in the direction such that the crystal lattice broke the mirror plane perpendicular to  $\mathbf{n} \times \mathbf{E}$ , but not when the lattice is oriented so that it did not. One avenue for future research is to identify crystalline materials that can produce large torques for magnetizations along the  $\mathbf{n} \times \mathbf{E}$  direction.

Another way to break the necessary mirror plane is with an additional ferromagnetic layer that has a magnetization that points in a different direction than the magnetization of interest. For example, in a trilayer system with two ferromagnetic layers, the anomalous Hall effect and the anisotropic magnetoresistance in the second ferromagnetic layer can generate spin currents that reach the layer of interest and that have spins oriented in such a way as to generate torques with novel angular dependencies [40]. In addition, spin currents due to the spin Hall effect and spin currents from spin-polarized ferromagnetic transport can be rotated at the interface between the second ferromagnetic layer and the spacer layer. These



rotated spin currents can also create torques with novel angular dependencies [41], [42]. Switching due to torques from a second ferromagnetic layer has been demonstrated experimentally [43]. Optimizing the torques from such systems forms another important area of future research. The interfaces of ferromagnetic layers not only can create spin currents that can create torques on other layers but also can create self-torques on that same layer [44]. In symmetric layers, the torques on both interfaces cancel each other as a net torque but can lead to observable rotations of the magnetization near the interface [44]. An interesting area of research is whether making the two neighboring layers sufficiently different can lead to useful net torques on the magnetization.

### B. First-Principle Calculations

First-principles electronic structure calculations are playing an increasing role in our understanding of SOTs, and the role can be expected to continue to increase. Their impact has been delayed because interpreting the results of such calculations is complicated. One complication is that all mechanisms are mixed together and need to be untangled. One approach for untangling them is to modify parts of the energies, for example, by artificially changing the spin-orbit coupling in different regions, to see which region plays an essential role [36], [45]–[47]. Another complication is the unknown role played by disorder. The bilayers in which SOTs are large tend to have very poor lattice matching between the materials, the materials are typically polycrystalline, and they tend to be quite resistive. Unfortunately, the detailed structure of the interfaces is not typically characterized. Recent calculations have attempted to capture the high resistivity by including a random site potential [38], [48], [49]. This approach addresses some of the complications but not ones such as lattice mismatch and polycrystallinity that would require prohibitively large unit cells. Future advances in first-principles calculations will enable the treatment of more realistic structures.

### C. Orbital Hall Effect-Induced SOTs

The perturbation that generates spin currents in these bilayers, the electric field, does not couple directly to the spin but rather to the orbital degrees of freedom. Even without the spin-orbit coupling needed for spin currents, a transverse orbital angular momentum current is possible (see Fig. 4), raising the question of whether orbital currents may play a fundamental role in these systems. Bulk calculations of the orbital Hall current suggest that it can be large [16], [17]. However, since orbital moments couple strongly to the lattice and spins do not, when an orbital current reaches the interface with a ferromagnet, it is not clear whether it transfers angular momentum through the spin-orbit coupling to the magnetization or directly to the lattice. Calculations [50] suggest that it can exert a torque on the magnetization, particularly in bilayers in which the spin-orbit coupling is weak in the nonmagnet and strong in the ferromagnet. According to the calculations, the torque from orbital-current injection has the same field- and damping-like components as the torque from the spin current injection. In general, the spin injection and orbital

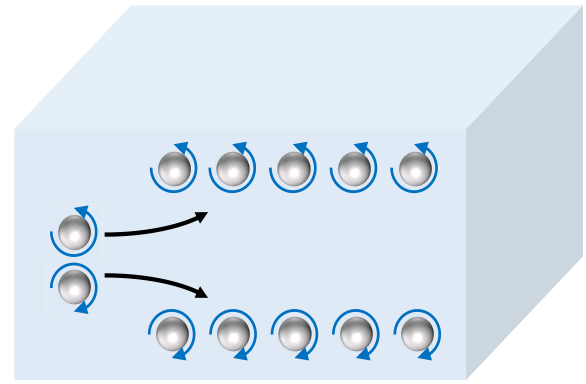


Fig. 4. Schematic of orbital Hall effect, where circulating blue arrows indicate the orbital angular momentum direction.

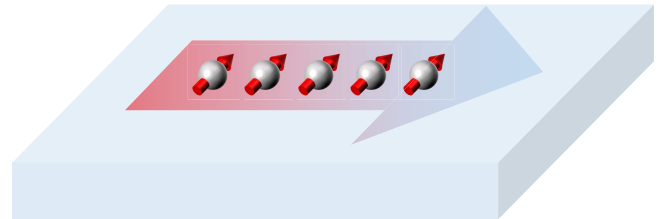


Fig. 5. Schematic of thermal gradient-induced spin current.

injection torques compete with each other. Thus, the sign and magnitude of the net torque acting on the magnetization can be different from that predicted based only on the spin injection mechanism [51]. This suggests a route to enhance the torque efficiency in spintronic devices: identifying systems in which the orbital injection and spin injection torques have the same sign. In (TmIG)/Pt/CuOx, the Pt/CuOx interface is the source of a large orbital current, which is converted into a spin current in Pt and then injected into TmIG, where it exerts a torque on the magnetization [52]. This additional torque may increase the SOT efficiency in this device by at most a factor of 16. The potential role of orbital currents in switching devices remains an outstanding question for theory, experiment, and potential applications.

### D. Thermal Generation of SOTs

The interplay between thermal effects and spintronic effects leads to an emerging area of spin caloritronics [53], [54]. One aspect of SOTs that is starting to be investigated is the use of thermal gradients to drive magnetization dynamics in ferromagnets and antiferromagnets, for example, the thermal analogs of the effects of SOTs and inverse SOTs [18], [19]. This area combines SOTs with modern spin caloritronics [55], which to date has focused on utilizing thermal gradients instead of electric fields to drive spin currents, studying phenomena such as the spin Seebeck, anomalous Nernst, and the spin Nernst effects. Recent calculations suggest that the application of a temperature gradient can exert a torque on the magnetization (see Fig. 5), that is, a thermal SOT [19], and conversely, the inverse thermal SOT can be responsible for magnetization dynamics driving heat currents [18].

In analogy to the SOT driven by electrical currents, thermal SOTs can be decomposed into even and odd components concerning the magnetization direction, and they have the same symmetry properties. The intrinsic even part of the thermal SOT is analogous to the intrinsic anomalous Nernst [53] and spin Nernst effects [56], of which the latter can also be identified as the source of the even thermal SOT in magnetic bilayers. The thermal SOT can be computed directly from its electrical counterpart employing a Mott-like relation [18], [19]. It can be made as large as the electrical SOT by proper electronic structure engineering. Preliminary calculations show that fast DWs moving at a speed of the order of 100 m/s can be used to drive significant heat currents via the inverse thermal SOT [18], [19]. Experimentally, the thermal SOT has been measured in W/CoFeB/MgO and it has been shown to assist the electrical SOT by lowering the critical current needed for magnetization switching in this material [57]. In addition, thermal SOT-induced magnetization auto-oscillation has been experimentally demonstrated [58].

#### E. Strain Control of SOTs

For many applications, it would be desirable to control the SOT with external means in addition to the current. While sample parameters, such as composition and layer thickness of the ferromagnet/heavy metal heterostructures, can be adjusted to design the magnitude and the sign of SOTs, they do not allow “dynamical” control in a given system on-demand. One energy-efficient tool for that is electric-field-driven mechanical strain [59]. Strain is an efficient means to tune magnetic properties, such as the magnetic anisotropy energy without ohmic losses. It can be applied locally, which is a key element for developing and realizing complex switching concepts in novel devices. The first attempts to investigate the effect of strain on switching by spin torques focused on the effect of strain on the anisotropy and the resulting impact on the switching in systems with an in-plane magnetic easy axis [60], [61].

Many proposed applications of SOTs are based on systems with perpendicular magnetic anisotropy rather than in-plane magnetized materials. Recent experiments demonstrate electrically induced strain control of SOTs in perpendicularly magnetized W/CoFeB/MgO multilayers grown on a piezoelectric substrate [24]. The experiments show that the strain, as modulated by the electric field applied across the piezoelectric substrate, leads to distinct responses for both the field- and damping-like torques, with a factor-of-two change (see Fig. 6). *Ab initio* calculations of the SOT within the Kubo formalism performed for FeCo alloys on W(001) reveal that this happens due to redistribution of d-states upon the reduction of symmetry as the strain is introduced. Some of the d-states that mediate the hybridization with the heavy-metal (HM) substrate transform differently with respect to tensile or compressive strain. As the field- and damping-like SOTs originate from different electronic states, they generally follow distinct dependencies on structural details. In this case, the field-like term is hardly affected by the strain, but the magnitude of the damping-like component changes drastically, increasing by as much as 35% as the lattice is expanded by 1% along the electric-field

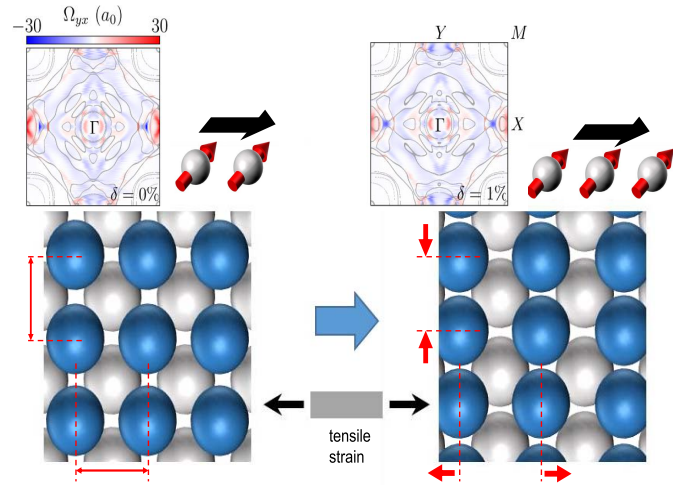


Fig. 6. Strain control of SOT, where an increase of a tensile strain can lead to a change of spin density of states and thus an increase of SOT strength.  $\delta$  is the fractional strain. Top: microscopic contribution of all occupied bands to the damping-like SOT ( $\Omega_{yx}$ ) in relaxed and strained crystal structures. Gray lines indicate the Fermi surface. Bottom: reprinted with permission from [24]. Copyright (2020) by the American Physical Society.

direction. These findings integrate two energy-efficient spin manipulation approaches, electric-field-induced strain, and current-induced magnetization switching, establishing a new research direction for the development of novel devices.

Recently, electric-field control of SOTs in antiferromagnetic heterostructures,  $\text{Mn}_2\text{Au}/\text{Pb}(\text{Mg}_{1/3}\text{Nb}_{2/3})_{0.7}\text{Ti}_{0.3}\text{O}_3$  (PMN-PT), has been experimentally demonstrated [62]. Also, Cai *et al.* [23] achieved field-free SOT switching in a ferroelectric/ferromagnetic structure by applying a lateral electric field on PMN-PT.

#### F. Magnonic SOTs

The interplay between thermal effects and spintronic effects leads to an emerging area of spin caloritronics [53], [54]. Out of the many activities in modern spintronics, an important milestone is the discovery of electrical spin torque associated with electron-mediated spin currents [63]–[65]. This breakthrough has opened the era for electrically controlled magnetic device applications, for instance, magnetic random access memories. However, the electron-mediated spin torque, involving moving charges, suffers from unavoidable Joule heating and corresponding power dissipation, as well as a short spin propagation length [66]. These fundamental obstacles can be overcome by magnon-mediated spin torque, in which the angular momentum is carried by processing spins rather than moving electrons [67]. Therefore, much less Joule heating occurs. Moreover, magnon currents can flow over distances of micrometers [68]–[71] even in insulators, and thus, materials are not limited to electrical conductors. The readers can refer to recent reviews [67], [72] for details about magnon spintronics. Most magnon-related studies have been focused on long-distance magnon transport. Recently, magnon-torque-driven full magnetization switching was achieved through an antiferromagnetic insulator NiO by injecting an electric current to an adjacent TI  $\text{Bi}_2\text{Se}_3$  [20]. While the magnon torque ratio

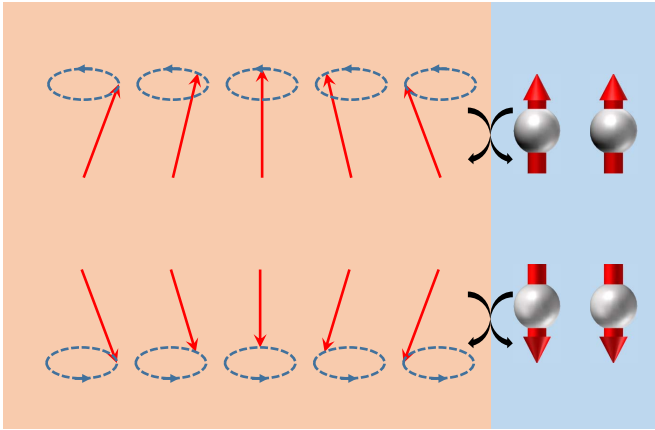


Fig. 7. Interconversion between magnon spin current and charge spin current.

of 0.3 is larger than the electrical spin-torque ratio in HMs and is comparable to that of TIs reported recently [73], [74], the existence of the coherent antiferromagnetic magnon media, such as 25 nm-thick NiO, reduces the spin-torque ratio from 0.67 to 0.3 [20]. Therefore, research works need to be carried out in order to eliminate such a drop in the spin-torque ratio due to magnon transport. For SOT-MRAM applications, increasing the magnon torque ratio  $>0.8$  is required to achieve sub-100  $\mu\text{A}$  current operation. So far, the experiments rely on the interconversion between magnon spin current and electron spin current at the magnetic insulator (MI)/HM interfaces (see Fig. 7). Pure magnon-driven magnetization switching with no electrical contributions may be realized in the near future. In addition, the demonstrated magnon-torque scheme provides a solution for exploring magnetic devices based on newly discovered quantum materials, in which the issue of current shunting can be eliminated by electrically separating the current path from the magnetic layer. Furthermore, the electrical isolation relaxes the requirement for heterogeneous integration with a magnetic layer.

### III. MATERIALS FOR SOTs

#### A. SOTs From Metals and Metallic Alloys

The development of SOTs as a viable practical approach for electrically manipulating magnetizations has its origin in the investigation of spin Hall effects in metallic systems [13], [75]–[77]. Seminal starting points for metallic systems were the electrical detection of spin Hall effects in non-local devices [78] as well as via spin pumping [79]. Even though these early experiments suggested that spin Hall effects could be very small, and soon thereafter, it was shown that current-induced torques are sufficiently large to manipulate and switch magnetizations in a ferromagnetic layer adjacent to certain metallic layers, such as platinum, tantalum, and tungsten [7], [8], [80]. In a simple model, neglecting spin-memory loss and non-perfect transmission at interfaces, the normalized SOT efficiencies  $\theta_{\text{SOT}}$  for damping-like torques associated with spin accumulations with polarizations in the interfacial plane and perpendicular to the applied current are directly given by the bulk SOT efficiency [81], [82].

However, in general, it is also possible that interfacial effects contribute to the SOTs [41], [42], [83], and thus, the interpretation of the experimentally measured SOT efficiencies may be more complex [81], [84]. Furthermore, interface quality and microstructure may influence the measured values. For simplicity, we refer to experimentally deduced spin Hall angles interchangeably as damping-like SOT efficiencies, even if they have not been directly obtained from measurements of electric current-induced magnetic torques, e.g., in the case of spin-pumping inverse spin Hall effect measurements [85], [86].

While measurements of the spin-torque efficiencies,  $\theta_{\text{SOT}}$ , for platinum have varied considerably in the literature, commonly accepted values are around  $\theta_{\text{SOT}} \approx 0.10$  for Pt layers that are a few nm thick [32], [33], [37], [87]–[91]. Similarly, experimentally observed SOT efficiencies for Ta and W are  $\theta_{\text{SOT}} \approx -0.10$  [7], [37], [92] and  $\theta_{\text{SOT}} \approx -0.33$  [80], respectively. Note that for W, the large SOT efficiency is associated with  $\beta$ -W, which typically is only stabilized for thin films of a few nanometers thickness and the structure transforms to  $\alpha$ -W for thicker films [80], [93]. In these materials, it is possible that the SOT efficiencies are dominated by intrinsic spin Hall effects, for which the transverse spin Hall conductivity is associated with the Berry curvature of the electronic bandstructure [94], [95]. Alternatively, large spin Hall effects may also be achieved via including impurities for strong spin–orbit coupling effects [96], [97]. However, for alloys, enhancements of the spin-torque efficiencies may also originate from increased resistivities since the SOT efficiency is given by the ratio of the spin Hall conductivity to the charge conductivity. Damping-like SOT efficiencies have been measured for the following alloys:  $\theta_{\text{SOT}} \approx -0.24$  for  $\text{Cu}_{99.7}\text{Bi}_{0.03}$  [98],  $\theta_{\text{SOT}} \approx -0.13$  for  $\text{Cu}_{99.5}\text{Pb}_{0.05}$  [99],  $\theta_{\text{SOT}} \approx 0.04$  for  $\text{Cu}_{80}\text{Pt}_{20}$  [100],  $\theta_{\text{SOT}} \approx 0.10$  for  $\text{Au}_{93}\text{W}_7$  [101],  $\theta_{\text{SOT}} \approx 0.5$  for  $\text{Au}_{90}\text{Ta}_{10}$  [102],  $\theta_{\text{SOT}} \approx 0.14$  for  $\text{Pt}_{80}\text{Al}_{20}$  [103],  $\theta_{\text{SOT}} \approx 0.16$  for  $\text{Pt}_{85}\text{Hf}_{15}$  [103],  $\theta_{\text{SOT}} \approx -0.2$  for  $\text{W}_{70}\text{Hf}_{30}$  [104], and  $\theta_{\text{SOT}} \approx 0.35$  for  $\text{Au}_{25}\text{Pt}_{75}$  [105]. Interestingly, even repeated changes of sign of the SOTs have been observed for Au–Cu alloys [106]. In general, the exploration of different metallic alloys and compounds is still a vast open opportunity, and theoretical methods may help to identify some of the promising materials candidates, such as other A15 compounds, similar to  $\beta$ -W [107], [108].

As already mentioned, the interfacial microstructure may play an important role in determining the overall effective SOT efficiency. Toward this end, several studies have indicated that the presence of oxygen can change SOTs significantly [109]–[112]. In particular, the oxidation of W can lead to  $\theta_{\text{SOT}} \approx -0.49$  [110], whereas the oxidation of Pt can result in even more remarkable enhancements up to  $\theta_{\text{SOT}} \approx 0.9$  [111], [113]. In addition, it has been shown that the oxidation of Co at the Co/Pt interface can enhance the SOT efficiency to  $\theta_{\text{SOT}} \approx 0.32$  [112]. Even though the oxygen-induced SOT sign reversal in Pt/Co bilayers [109] is attributed to the significant reduction of the majority-spin orbital moment accumulation on the interfacial NM layer [49], the exact mechanism for the enhanced SOTs remains unclear at this point. It is possible that the enhancement is related to increased resistance, similar to the alloys discussed above.



In fact, multilayer samples, which give rise to additional interfacial scattering, can also result in enhanced SOTs. For Pt/Hf multilayers, an SOT efficiency of  $\theta_{\text{SOT}} \approx 0.37$  [114] was measured, and for Pt/Ti multilayers,  $\theta_{\text{SOT}} \approx 0.35$  was observed [115].

Another class of metallic materials of recent interest with respect to large SOTs is that of semimetals, in particular, Weyl semimetals [116]. An important aspect of Weyl semimetals is that broken symmetries (such as time reversal or inversion symmetries) give rise to the so-called Weyl nodes in the electronic bandstructure, which are topologically required to exist and are important for transport when they are close in energy to the Fermi energy. At the same time, these Weyl nodes are sources of Berry flux, and the associated Berry curvatures are important for possibly strong intrinsic spin Hall effects. Simultaneously, symmetry considerations are also fundamentally important for spin current generation [117]. The reduced symmetries associated with Weyl semimetals may therefore also enable the generation of SOTs with novel symmetries beyond the common ones, which are associated with spin accumulations polarized within the interfacial plane and perpendicular to applied electric fields. Indeed, *ab initio* calculations suggest that spin Hall effects in MoTe<sub>2</sub> and WTe<sub>2</sub> can be highly anisotropic, and based on experimental charge conductivities, bulk materials may have large SOT efficiencies with maximum values for MoTe<sub>2</sub> of  $\theta_{\text{SOT}} \approx -0.72$  and WTe<sub>2</sub> of  $\theta_{\text{SOT}} \approx -0.54$  [118]. Experimentally, large SOTs with multiple components have been reported for few monolayers of MoTe<sub>2</sub>, even though such thin films are no longer Weyl semimetals. They exhibit a complex behavior depending on layer thickness [119], and the resultant SOTs are large,  $\theta_{\text{SOT}} > 0.2$ , for both in-plane and out-of-plane components [120]. Recently, SOT-induced magnetization switching in MoTe<sub>2</sub>/Ni<sub>80</sub>Fe<sub>20</sub> heterostructures was demonstrated [121]. At the same time, experiments with monolayer WTe<sub>2</sub> indicate that for currents applied along certain crystalline orientations, there can be pronounced SOTs associated with spin accumulations that are polarized perpendicular to the interface plane [39]. Conversely, measurements in thicker exfoliated WTe<sub>2</sub> are sufficiently large,  $\theta_{\text{SOT}} \approx 0.5$ , for successful electrical switching of magnetizations [122], and more recently, even larger SOTs,  $\theta_{\text{SOT}} \approx 0.8$ , were reported for sputtered WTe<sub>2</sub> films [123] enabling magnetization switching at power densities at or below those that can be achieved with common HMs.

### B. SOTs From TIs

Spin-polarized surface states in TIs are able to generate SOT on an adjacent magnetization similar to the spin Hall effect and the Rashba–Edelstein effect. Because TIs are, in principle, surface conductive but insulating in the bulk, they could potentially provide much larger SOT for the unit applied current than HMs due to the spin-momentum locking effect. In this regard, TIs can serve as promising candidates for magnetic memory devices with lower power consumption. SOT from TIs was first experimentally demonstrated simultaneously in (Bi<sub>x</sub>Sb<sub>1-x</sub>)<sub>2</sub>Te<sub>3</sub>/Cr-(Bi<sub>x</sub>Sb<sub>1-x</sub>)<sub>2</sub>Te<sub>3</sub> bilayer structure by second-harmonic measurements [124] and in a

Bi<sub>2</sub>Se<sub>3</sub>/Ni<sub>80</sub>Fe<sub>20</sub> heterostructure in 2014 using spin-torque ferromagnetic resonance [73]. In the first case, an SOT efficiency  $\theta_{\text{SOT}}$  was measured to be as large as 425 at a cryogenic temperature (1.9 K) [124], while for the latter, an SOT efficiency of  $\theta_{\text{SOT}} = 2.035$  was quantitatively measured. Those numbers are more than one order of magnitude larger than that  $\theta_{\text{SOT}}$  in conventional HM systems. In the former case, current-driven magnetization switching by TIs was also realized in this system, with a switching current density  $J_{\text{sw}} \approx 8.9 \times 10^4$  A/cm<sup>2</sup>, which is more than two orders of magnitudes lower than conventional HM systems. In 2014, two independent groups have also reported the inverse process of SOT using the spin-pumping technique [125], [126].

Soon after, SOT from TIs was demonstrated in various TI/ferromagnet systems and through different measurement approaches, e.g., spin pumping, loop shift measurement, and second-harmonic measurement [see Fig. 8(a)] [22], [74], [127]–[133]. Among the reported values of  $\theta_{\text{SOT}}$ , a large discrepancy exists, where  $\theta_{\text{SOT}}$  can range from 0.001 to 425. The underlying physics for such discrepancy is still inconclusive, but it generally can be attributed to the variation of TI quality, different measurement temperatures, and interfacial spin transparency. By depositing a ferromagnetic or ferrimagnetic layer with adequate perpendicular anisotropy on the top of TIs, magnetization switching driven by the SOT from TIs was achieved at room temperature with low switching current densities of  $J_{\text{sw}} \approx 10^5$  A/cm<sup>2</sup> [see Fig. 8(a)] [128], [129], [132]–[136]. Among different TIs, (Bi<sub>x</sub>Sb<sub>1-x</sub>)<sub>2</sub>Te<sub>3</sub> generally possesses a larger  $\theta_{\text{SOT}}$  than Bi<sub>2</sub>Se<sub>3</sub>, offering a lower switching current density due to being more insulating in the bulk [133]. Sputtered polycrystalline Bi<sub>2</sub>Se<sub>3</sub> was also shown to yield a large  $\theta_{\text{SOT}}$  and switching was also realized with a low  $J_{\text{sw}}$  [135], [137]. The use of sputtered thin-film growth may be a practical approach to be adopted in current semiconductor manufacturing. Future directions for implementing SOT for magnetic memory devices include continuously improving  $\theta_{\text{SOT}}$  and reducing  $J_{\text{sw}}$  for better efficiency, which can be potentially achieved by improving film quality and enhancing interfacial spin transparency.

For SOT applications, besides  $J_{\text{sw}}$  which can be significantly reduced with large  $\theta_{\text{SOT}}$ , the writing power density  $P_W = J_{\text{sw}}^2 \rho$  from the ohmic loss is another crucial factor for consideration. We summarize the resistivity and the normalized power consumption [proportional to  $\rho/(\theta_{\text{SOT}})^2$ ] in a series of representative material systems: TIs [20], [124], [128]–[131], [133]–[136], [138], HMs [7], [32], [80], [139], 2-D materials WTe<sub>2</sub> [122], WTe<sub>x</sub> [140], [141], MoTe<sub>2</sub> [121], and PtTe<sub>2</sub> [142], Rashba interfaces including STO/LAO [143] and Bi/Ag [144], and antiferromagnets [145], [146] (see Fig. 8). Note that we do not compare  $J_{\text{sw}}$  here since it depends on many extrinsic parameters. We observe that TIs have much higher SOT efficiency in general and also a much lower power consumption even by considering the higher resistivity. Nevertheless, improving the conductivity of TIs will be a direction to further reduce the power consumption of SOT devices in the future. Likewise, device reliability, compatibility with current manufacturing technology, and yield in mass production also need to be considered.



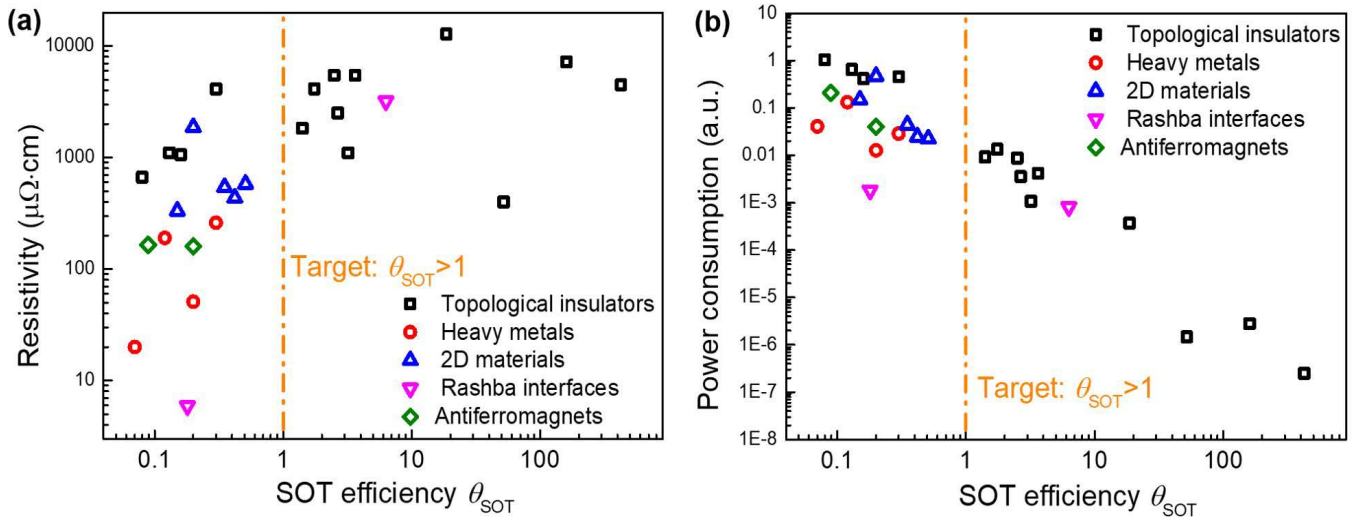


Fig. 8. Summary of (a) resistivity and (b) normalized power consumption as a function of SOT efficiencies for a series of representative material systems. The target of  $\theta_{\text{SOT}}$  is beyond 1 for practical MRAM applications (see Fig. 1).

### C. SOTs From 2-D Materials

For SOT-MRAM, two improvements are required for practical applications. One is reducing switching current density, and the other is eliminating the need for a bias field. The 2-D van der Waals materials have shown potential in providing solutions for these two challenges [39], [119], [122], [147]–[151].

Besides van der Waals TIs such as  $\text{Bi}_2\text{Se}_3$  family, other 2-D materials, some of which are topological metals [152], could also potentially provide giant SOT efficiency due to spin-momentum locking of topological surface states [153]. Similarly, topological metals such as Weyl semimetals are also predicted to have a strong spin Hall effect [154] as recently verified by experiments [39], [122], [150].

So far, SOT switching has only been achieved through current-induced in-plane spin polarization in NM material/magnet heterostructures, which is not as energy-efficient as SOT switching using current-induced out-of-plane spin polarization [39]. It requires an external field to achieve deterministic switching for perpendicularly magnetized samples. The 2-D materials could provide unconventional SOTs that potentially allow for field-free energy-efficient switching of perpendicular magnetizations. MacNeill *et al.* [39] demonstrated that an out-of-plane spin polarization could be induced in  $\text{WTe}_2$  due to its reduced crystal symmetry ( $C_{2v}$ ) when the current is applied along the low-symmetry  $a$ -axis (see Fig. 9). However, direct demonstration of field-free switching of perpendicular magnetization using out-of-plane spin polarization from low symmetry crystals remains elusive.

For SOT applications, the critical requirement is integrating large-scale single-crystal 2-D materials with CMOS technology [151]. However, spintronic properties of large-scale 2-D materials are rarely explored. For conventional SOT generation, single-crystal quality may not be critical. Initial studies on monolayer transition-metal dichalcogenides grown by chemical vapor deposition (CVD) [149] and TIs deposited by magnetron sputtering [135], [137], [155] have shown that polycrystalline and amorphous 2-D (van der Waals) materials

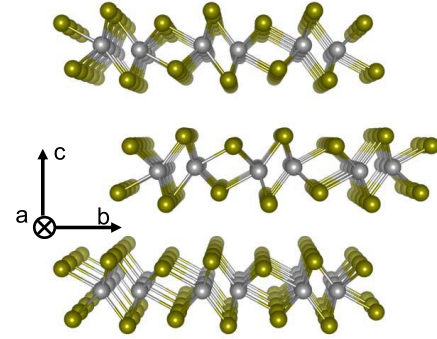


Fig. 9. Crystal structure of  $1\text{T}_d\text{-WTe}_2$ , where the gray and sycamore colored atoms represent W and Te, respectively. Note that there is only one mirror plane— $bc$  plane.

can generate large SOTs. Single-crystal quality is critical for generating out-of-plane uniform spin polarization since different crystalline domains, and different film thicknesses could have out-of-plane spin polarization with opposite signs, which makes SOT switching non-deterministic. One potential method for integrating large-scale single-crystal 2-D materials with CMOS technology could be a two-step growth. First, we achieve direct growth of single-crystal 2-D material using molecular beam epitaxy, CVD, or other epitaxy growth methods on crystalline substrates. Second, we transfer 2-D material to the CMOS-compatible substrates, which are amorphous or polycrystalline [156].

### D. SOTs With Oxides and MIs

Recent advances in film growth and synthesis techniques have enabled the growth of high-quality oxide heterostructures with very smooth interfaces. This allows for engineering novel electronic properties at the oxide interfaces [157]. One of the central oxide material systems is the interface between two wide-bandgap insulators,  $\text{SrTiO}_3$  (STO) and  $\text{LaAlO}_3$  (LAO),

as a conductive 2DEG is formed at the interface and possesses exotic properties, including superconductivity [158] and magnetism [159]. Furthermore, due to the broken interfacial inversion symmetry, the 2DEG confined in the vicinity of polar (LAO)/non-polar (STO) interface experiences a strong electric field directed perpendicular to the conduction plane [160]. Consequently, the LAO/STO interface possesses a strong Rashba spin-orbit coupling that leads to a strong coupling between the orbital and spin degrees of freedom.

The presence of strong Rashba spin-orbit coupling in the d-bands of the 2DEG at the STO/LAO interface has been reported in various earlier studies [161]–[163]. In addition, the Rashba spin-orbit coupling allows for the generation of spin accumulation in the LAO/STO interface when a charge current flows in the 2DEG [14], [164], which is useful for spintronic applications. Experimentally, an extremely strong charge current-induced Rashba field in the 2DEG layer was reported [165], which verifies the presence of strong Rashba spin-orbit coupling predicted at the STO/LAO interface. More recently, the inverse Edelstein effect at the STO/LAO interface has been demonstrated by using the spin-pumping technique [166]–[168], which shows a notable spin-to-charge conversion. Furthermore, a long spin diffusion length over 300 nm in the 2DEG channel has also been reported [169], [170]. The above observations suggest that the STO/LAO heterostructure can be a good spin detector as well as spin channel, which is promising to advance the realization of long sought spin transistors.

The direct charge-to-spin conversion at the STO/LAO interface is an essential step for implementation in modern magnetic memory using the SOT-driven magnetization switching scheme. Using the spin-torque ferromagnetic resonance technique, a giant room temperature charge-to-spin conversion efficiency (i.e., SOT efficiency) of 6.3 was observed in the STO/LAO/CoFeB structure [143], which is two orders of magnitude larger than the SOT efficiencies in HMs, such as Pt and Ta [7], [32], [91]. From the temperature-dependent spin-torque ferromagnetic resonance measurements, it is understood that the mechanism of inelastic tunneling via localized states in the LAO band gap accounts for the spin transmission through the LAO layer [143].

Besides the highly efficient charge-to-spin conversion from 2DEG in oxides, 5d-electron transition-metal oxides can generate a large bulk spin Hall effect. It was predicted that large intrinsic spin Hall effect arises in strontium iridate ( $\text{SrIrO}_3$ ), due to the spin-Berry curvature from the nearly degenerate electronic spectra surrounding the nodal line [171]. The calculated spin Hall conductivity is  $2 \times 10^4 \Omega^{-1}\text{m}^{-1}$ , which is comparable to that of Pt. Several individual experiments confirmed the theory, showing an SOT efficiency ( $\theta_{\text{SOT}}$ ) between 0.4 and 1.1 [172]–[174]. The experiment demonstrated by Nan *et al.* [172] also showed that  $\theta_{\text{SOT}}$  could be modified by epitaxially tailoring the anisotropic  $\text{SrIrO}_3$  crystalline symmetry. A state-of-the-art structure combining both  $\text{SrIrO}_3$  and a magnetic oxide  $\text{SrRuO}_3$  was developed by Liu *et al.* [175] by a pulsed laser deposition system. The epitaxy in the  $\text{SrIrO}_3/\text{SrRuO}_3$  heterostructure offers a new way

to control the magnetocrystalline anisotropy of  $\text{SrRuO}_3$ . It enabled magnetic-field-free switching of the device.

Besides working as the spin-orbit coupling layer, oxides that are MIs such as ferrites can also work as efficient magnetic layers. Ferrites form a large family, including spinels, hexagonal ferrites, and garnet ferrites, having the general chemical formula of  $\text{M}(\text{Fe}_x\text{O}_y)$ , where M represents non-iron metallic elements. MIs have several advantages over magnetic metals for SOT device applications. First, in an HM/MI heterostructure, the charge current only flows in the HM layer, but not in the MI layer. In contrast, in an HM/FM structure, the charge current also flows in the ferromagnet, resulting in certain parasitic effects. When the HM layer is replaced by a TI with high resistivity, the advantage of zero shunting currents in the MI film becomes particularly important [128]. Moreover, interfacing a TI with a conductive ferromagnet can result in a significant modification or even complete suppression of the topological surface states in the TI layer [176], [177]. The use of an MI can effectively avoid the shunting current; topological surface states in a TI/MI structure can also be well preserved. Avci *et al.* [178] and Li *et al.* [179] demonstrated the SOT switching experiments and measured large damping-like torques, in  $\text{Pt}/\text{Tm}_3\text{Fe}_5\text{O}_{12}$  and  $\text{Pt}/\text{BaFe}_{12}\text{O}_{19}$ , respectively. Shao *et al.* [180] demonstrated that the SOT increases as the interface magnetic density increases in  $\text{W}/\text{Tm}_3\text{Fe}_5\text{O}_{12}$ , which confirms the theoretical prediction [181]. Li *et al.* [182] also measured record-high SOT in a TI/MI heterostructure, showing the benefit of using MIs to preserve topological surface states. For MIs, the intrinsic Gilbert damping constant is usually much lower than magnetic metals; this is significant for SOT oscillator applications, where the current threshold for self-oscillations decreases with the damping [58], [183]. Low damping also promotes a high-speed DW motion. In the experiments demonstrated separately by Ve'lez *et al.* [184] and Avci *et al.* [185], the velocities of DW motion in a  $\text{Pt}/\text{Tm}_3\text{Fe}_5\text{O}_{12}$  device can be very high with a small current threshold for DW flow.

### E. SOTs With Antiferromagnets

The above discussion about metallic systems focused just on NM systems. However, the mechanisms that give rise to the SOTs also exist in magnetically ordered materials and may be influenced by additional symmetry breakings due to the magnetic order. Toward this end, antiferromagnetic metals are of large interest since their magnetic order due to their vanishing net magnetic moment is typically robust against externally applied fields. An early experimental and systematic theoretical study of different CuAu-I-type antiferromagnets revealed that in Mn-based alloys, the SOTs increase systematically for alloys that included heavier elements, with the largest SOT efficiencies observed for epitaxial c-axis oriented PtMn with  $\theta_{\text{SOT}} \approx 0.086$  [186], [187], which is comparable to what is observed for elemental Pt thin films. These measurements were performed with Cu layers in between the antiferromagnetic and ferromagnetic layers to avoid complications from direct exchange coupling. Removing this Cu layer may lead to a

significant increase in the SOT efficiency, and for IrMn in direct contact with  $\text{Ni}_{80}\text{Fe}_{20}$ ,  $\theta_{\text{SOT}} \approx 0.22$  was measured [188] and  $\theta_{\text{SOT}} \approx 0.24$  for PtMn in direct contact with Co [189]. Interestingly, the spin Hall effects in these alloys can be highly anisotropic with a factor-of-two difference for different crystalline orientations, such as *a*-axis versus *c*-axis growth in PtMn or IrMn [187]. Subsequently, similar large anisotropies were observed for IrMn<sub>3</sub> thin films, where films with [001] oriented interfaces had SOT efficiencies of  $\theta_{\text{SOT}} \approx 0.2$ , which was almost twice as large as for [111] oriented films [190].

The symmetry breaking in antiferromagnets may also have more profound consequences than just generating an anisotropy for spin Hall conductivities; it may also generate profound new opportunities for coupling electric charge to spin degrees of freedom [191]. Antiferromagnetic spin structures with net chirality can give rise to anomalous Hall effects [192]–[194] and also may generate strong spin Hall effects [195]. Experimentally strong anomalous Hall effects have been observed for Mn<sub>3</sub>Sn [196] and Mn<sub>3</sub>Ge [197]. For ferromagnetic materials, it was already shown experimentally that anomalous Hall effects also give rise to concomitant spin currents, which can generate SOTs with new symmetries beyond those that are expected from ordinary spin Hall effects [198]–[200] and thus may similarly be expected in chiral antiferromagnets. The chiral antiferromagnetic spin structure gives rise to magnetic spin Hall effects in Mn<sub>3</sub>Sn, which reverses sign upon magnetization reversal [201]. Related SOTs from magnetic spin Hall effects with new symmetries upon magnetization reversal have also been observed for Mn<sub>3</sub>Ir [202]. In addition, current-induced out-of-plane spin accumulation was observed on the (001) surface of the IrMn<sub>3</sub> antiferromagnet, which can be utilized for field-free SOT devices [203].

Given that the magnetic structure has a profound effect on the SOTs generated with metallic antiferromagnets, the natural question arises, whether exchange bias also has any influence on SOTs. Exchange bias refers to a unidirectional anisotropy that develops in a ferromagnetic layer when an adjacent antiferromagnet is cooled through its Néel ordering temperature or more precisely through its blocking temperature while being coupled to the ferromagnet [204]. Cooling with different magnetization states of the ferromagnet is expected to lead to different microscopic magnetic states for the antiferromagnet, which is then reflected in different magnitude or orientation of the uniaxial anisotropy. However, in two independent experiments using IrMn, there was no correlation observed between different exchange bias configurations and SOTs [205], [206]. Nevertheless, the exchange bias from the antiferromagnetic layers can provide additional advantages for applying SOTs. Namely, since conventional SOTs are related to spin accumulations with their polarization within the interfacial plane, they cannot be used for deterministic switching of magnetic layers with magnetizations perpendicular to the interface without any additional symmetry breaking. Such symmetry breaking can occur via applying an additional in-plane magnetic field, but this is not a very practical approach for actual device applications. Alternatively, the symmetry breaking can be provided by the uniaxial anisotropy due to exchange bias.

Several research groups have demonstrated that SOTs from metallic antiferromagnets can provide deterministic switching of perpendicular magnetizations and alleviate the need for any additional externally applied magnetic fields [207]–[211]. Interestingly, experiments have shown that the exchange bias direction can be switched by using SOTs [212].

Besides the torques that metallic antiferromagnets can exert on adjacent ferromagnets, some metallic antiferromagnets can also offer a very new way of electrically manipulating magnetic structure. Namely, in antiferromagnets where the individual spin sublattices are associated with crystal lattice sites that have reciprocal local inversion symmetries, electric currents can also generate the so-called Néel (or staggered) SOTs so that the direction of the SOTs has opposite orientation for each sublattice. This was first theoretically predicted for Mn<sub>2</sub>Au [213]–[215]. Subsequently, such electrical switching behavior was observed for CuMnAs [216], [217] and Mn<sub>2</sub>Au [218], [219]. So far, the efficiencies of these torques are relatively low, and thus, electric manipulation of antiferromagnet states requires very high current densities of about  $10^6$ – $10^7$  A/cm<sup>2</sup>, which even then only result in a partial rearrangement of antiferromagnetic domains [220], [221]. Therefore, the role of heating and electromigration needs to be carefully evaluated when investigating electrical SOT phenomena manipulating the magnetic structures of antiferromagnets [222]–[226].

### F. SOTs With Ferrimagnets

While the majority of the research employs ferromagnetic material as the free layer in the study of SOT-induced magnetic dynamics, some non-conventional magnetic materials, including antiferromagnet and ferrimagnet, have attracted great interest very recently due to the rich physics and promising application prospects. It is generally believed that the high-frequency dynamics associated with the antiferromagnetic mode in those materials can lead to high-speed magnetic switching from SOT. Moreover, the zero or reduced net magnetic moment will decrease the stray magnetic field generated from each device, minimizing the magnetic crosstalk among neighboring bits. Meanwhile, the low magnetic moment also provides extra robustness against external field perturbation. The recent progress in antiferromagnetic spintronics has been summarized in a few review articles [227]–[230]. Interested readers are encouraged to refer to that literature for an in-depth understanding. In this section, we will focus on the current status and outlook on ferrimagnet-based SOT studies.

Ferrimagnets, to a certain extent, combine advantages from ferromagnets and antiferromagnets, which provides more flexibility in material and device engineering. First of all, similar to antiferromagnets, ferrimagnets have antiparallel aligned spin sublattices, which leads to the high-frequency dynamics mode as well as reduced net magnetization. In certain situations, the net moment within a ferrimagnet can be tuned to be zero by compensating the magnetization from the two sublattices through chemical composition adjustment, forming an effective antiferromagnet [231]. Meanwhile, unlike antiferromagnets, where it is usually difficult to have efficient



mechanisms for probing magnetic states, ferrimagnets can exhibit magneto-transport phenomena similar to those in a regular ferromagnet, allowing for easy magnetic reading [232]. In particular, finite magneto-transport coefficients, such as anomalous Hall resistance [233] and tunneling magnetoresistance [234], in principle, are expected to exist in ferrimagnetic samples both with and without a net moment. This is due to the fact that at the Fermi level, the spin-dependent electron density of states is usually not equal between the two spin sub-bands, leading to different contributions from the two sublattices to electrical transport effects [233]. Because of this exact reason, in theory, it is even possible to design compensated ferrimagnets with half metallicity, i.e., a magnet with zero moment but 100% spin polarization at the Fermi level, as is proposed by van Leuken and de Groot [235].

In terms of writing methods for ferrimagnet-based spintronic devices, SOT provides a convenient mechanism, where spins injected via the spin Hall effect [7] or Rashba–Edelstein effect [8] can directly interact with the two spin sublattices and lead to magnetic dynamics constructively. Gomonay and Loktev [236] discussed the spin current-induced magnetic dynamics in a system with two antiparallel aligned sublattices. In a ferrimagnet or antiferromagnet with uniaxial anisotropy, the damping, such as SOT on the two sublattices, has the form of  $\tau_{D,i} = J_{s,i} \mathbf{m}_i \times (\boldsymbol{\sigma} \times \mathbf{m}_i)$ , where  $\mathbf{m}_i$  ( $i = 1, 2$ ) represents the magnetic moment orientation of the two sublattices,  $J_{s,i}$  is the magnitude of the spin current acting on each sublattice, and  $\boldsymbol{\sigma}$  is the injected spin orientation that accounts for SOT. Under the assumption of a strong exchange coupling  $\mathbf{m}_1 = -\mathbf{m}_2$ , the two spin torques have the same sign, which constructively rotates the magnetic ordering in a ferrimagnet and leads to magnetic switching [237]–[239]. The SOT-induced switching in rare-earth transition-metal alloy ferrimagnets was experimentally verified in 2016 [240], [241], where it was shown that the spin current from HM could cause magnetic switching in alloys made from Co, Fe, Gd, Tb, and so on even when the net magnetic moment is very close to zero [242]–[246]. More quantitatively, it was demonstrated that the effective field from the damping such as torque diverges at the magnetic moment compensation point, following the relationship of the damping-like effective field,  $H_{DL} \propto (1/M_s)$ , a result that is expected from the SOT picture described above, where  $M_s$  is the net saturation magnetization. It should be noted that the divergent behavior of  $H_{DL}$  close to the compensation point does not imply that the threshold current can be reduced to zero. In reality, for real applications, the requirement of a decent thermal stability requires that the coercive field needs to be very large in a nearly compensated ferrimagnet to keep the thermal barrier  $E = M_s H_c$  finite [240]. Therefore, the increase of  $H_{DL}$  will be compensated with the corresponding enlargement of  $H_c$ . Besides employing HMs to switch a ferrimagnet, studies have been carried out where TIs [128], [130] are used as the source for SOT. Higher efficiency over traditional HMs are demonstrated in these experiments, due to the higher effective SOT efficiency.

Besides rare-earth transition metals, quite a large number of MIs belong to the family of ferrimagnets, due to the oxygen atom-mediated super-exchange. SOT-induced

magnetic switching has been demonstrated in these materials [178], [180], [182], which shows comparable or even lower threshold current compared with magnetic metals. Insulators, in general, are believed to be more favorable candidate materials for low-power spintronic applications, due to the absence of Joule heating. One question that was unclear was whether efficient spin injection can happen at the interface between an MI and a spin Hall metal or TI. In these recent experiments, a large spin mixing conductance was demonstrated, which ensures efficient SOT upon those insulating ferrimagnets.

Heusler alloys are another important category of magnetic materials, many of which exhibit ferrimagnetic ordering. For example, Heusler alloys with Mn elements usually have antiparallelly aligned sublattices and have reduced saturation magnetization. Interested readers are suggested to refer to review articles of [234] and [247] for a detailed discussion on the general properties of these materials. In terms of SOT-induced magnetic dynamics, it has been shown that magnetic switching or oscillation can be driven by spin Hall effect from the adjacent HM layers or even by the SOT within the Heusler alloys themselves [248]–[250], where the latter one is due to the breaking of symmetry in specific Heusler alloys.

One of the main motivations for the employment of materials with antiferromagnetic coupling is to obtain a faster operation speed. Recently, the speed advantages associated with ferrimagnets are demonstrated in multi-domain ferrimagnets in the DW motion regime [184], [185], [251], [252]. Similar to the previously reported synthetic antiferromagnetic case [253], the DW speed largely increases when the angular momenta between the two sublattices are roughly canceled out, due to the mutual interactions between SOT, Dzyaloshinskii–Moriya interaction (DMI), and inter-lattice exchange coupling [251]. In particular, experimentally, it is confirmed that the absence of Walker breakdown keeps DW speed from saturating as the driving current increases [251], [252]. Currently, a record-high DW speed of a few kilometers per second has been reported in SOT-driven experiments [185], [252], [254].

For the goals that are expected to be reached in the near future, one important topic on ferrimagnetic SOT study is to realize integrated MTJ devices that can be switched by SOT and detected by tunneling magnetoresistance. As is discussed above, compared with antiferromagnets, ferrimagnets have finite spin polarization at the Fermi surface, allowing for large magnetoresistance ratio. Experimentally, the integration of SOT-based ferrimagnet devices with an MTJ structure still faces several material challenges. For example, the active chemical properties of rare-earth elements in their metallic state usually determine that they do not form a sharp interface when being in contact with an oxide tunneling barrier such as MgO [255]. Heusler alloy ferrimagnets are believed to be a promising candidate for achieving high tunneling magnetoresistance [234], [247]. So far, despite the theoretical prediction [235], [256] and preliminary experimental evidence [257], [258] on the existence of half metallicity in certain Heusler alloys, demonstrations of a TMR ratio that is larger than standard CoFeB-based MTJs still

remain to be scarce [259], [260]. The small bandgap in spin sub-bands and the atomic-level roughness among different grains could be the origins of the diminished TMR in existing experiments [258], [261]. For ferrimagnetic insulators, achieving a high ON/OFF ratio through the mechanisms of Hall resistance or (spin) Hall magnetoresistance could be one of the key pre-requisites for practical applications of these materials.

Besides improving the efficiency for magnetic reading in SOT-based ferrimagnet devices, increasing the SOT efficiency and further reducing the switching current will be another aspect for future study. As is discussed earlier, standard SOT model determines that the effective field scales with the net magnetic moment in a manner of  $H_{DL} \propto (1/M_s)$ . However, experimental evidence exists that  $H_{DL}$  becomes divergent at a rate faster than  $(1/M_s)$ , providing the potential for achieving a higher switching efficiency [245]. While the exact mechanism remains to be further studied, it is believed that the internal interactions among the two sub-lattices, as well as the coherence of injected spins across the different magnetic layers, account for these behaviors [262].

Finally, demonstrating robust sub-nanosecond magnetic switching or ultrahigh-frequency magnetic oscillation could be another milestone that will be reached within the next few years. As is mentioned above, the ultrafast magnetic DW motion has been observed in multi-domain ferrimagnets. Extrapolating this high-speed magnetic switching into the single-domain regime will be highly useful for the realization of standard single-bit SOT-MRAM cells. While sub-nanosecond switching has been reported in various circumstances in the study of SOT and STT spintronics, it remains to be demonstrated that ultralow writing bit error rate can be achieved in those devices [263]–[265]. In particular, a writing bit error rate lower than  $10^{-11}$ , i.e., one error for every  $10^{11}$  switching events, is believed to be required for a general-purpose magnetic memory technology [266]. Ferrimagnets, with their ultrahigh intrinsic magnetic dynamic frequency, can potentially provide unique advantages along this direction. Besides magnetic switching, electrically induced high-frequency magnetic oscillation is another direction in which a ferrimagnet could play an important role. Besides the existence of high intrinsic magnetic resonance frequency, another important requirement for the excitation of sustained magnetic oscillation is low magnetic damping. It is known that the threshold current for magnetic oscillation has the dependence of  $I_c \propto af$ , where  $f$  is the oscillation frequency. Therefore, ultrahigh currents need to be applied for exciting terahertz frequency oscillations. Ferrimagnets, particularly those with a bandgap in one of the spin sub-bands, can have low magnetic damping due to the absence of spin-dependent scattering of conduction electrons, which can help to reduce the threshold current [267]–[269].

### G. SOTs With Low-Damping Ferromagnets

Loss in magnetic precession, often discussed in terms of Gilbert damping, plays a key role in essentially all types of magnetization dynamics [270], [271]. Some spintronic

device applications benefit from optimally high damping, as it suppresses fluctuations in magnetic read heads [272] and undesirable switch-backs in SOT-driven perpendicular magnetic media [273]. Damping can be increased readily, for instance, by alloying or interfacing ferromagnets with some heavy elements with strong spin-orbit coupling [274]–[276].

There are also numerous applications where lower damping is desirable, particularly for lowering loss in magnetic precession. Magnetic thin-film media with low damping are therefore in demand for such devices as spin-torque nano-oscillators [277], [278] and spin-wave logic and circuits [21], [67] (including those for possible use in quantum information technologies [279], [280]). However, low-loss magnetic materials are not as straightforward to engineer. There are challenges not only in identifying materials with low intrinsic Gilbert damping [281], [282] but also in minimizing the total effective loss (as parameterized by resonance linewidth,  $Q$ -factor, critical current density, and so on) from extrinsic relaxation or linewidth-broadening mechanisms [270], [271]. These extrinsic mechanisms may include spin pumping [283], spin-memory loss [284], two-magnon scattering [285], and inhomogeneous broadening [286].

The quest for low-loss magnetic media is further complicated by practical considerations, such as the need for high magnetoresistance signals and the compatibility with commercial device fabrication processes. In this regard, FMs have significant advantages for practical device applications. The magnetization state of FMs can be detected via large magnetoresistance signals (e.g.,  $\approx 1\%$  for anisotropic magnetoresistance and  $\approx 10\%$ – $100\%$  for giant magnetoresistance and TMR). Thin films of FMs can also be grown readily on Si substrates by sputtering under conditions compatible with standard device fabrication processes (e.g., growth temperature below  $\approx 300^\circ\text{C}$ ).

Although FMs are often thought to exhibit much higher damping than MIs, recent experiments point to ultralow intrinsic Gilbert damping in Heusler compounds [267], [287], [288] and CoFe alloys [289], [290]. Moreover, contrary to popular belief, most MI (ferrite) films actually exhibit higher effective loss than FMs. This is evidenced by FMR linewidths for typical ferrite films (e.g.,  $\approx 10$ – $100$  mT at  $\approx 10$  GHz) [291], [292] that are an order of magnitude greater than those of many FMs. The few thin-film insulators (e.g., YIG [293]–[296] and coherently strained spinel ferrites [297], [298]) that do show substantially lower loss are generally challenging to grow, e.g., requiring epitaxy on lattice-matched crystal substrates. Therefore, it is reasonable to expect that FMs will continue to be the main material platforms for practical SOT devices.

We identify the following challenges in engineering metallic ferromagnetic media for practical SOT devices with low-loss precessional dynamics.

1) *Understanding: How Film Structures Affect Energy Loss in Precessional Dynamics (Gilbert Damping, Two-Magnon Scattering, Inhomogeneous Broadening, and so on)*: Ultralow intrinsic damping parameters of  $\approx 5 \times 10^{-4}$  have been reported in sputter-grown polycrystalline CoFe alloy films [289]. These CoFe films appear to be more viable than Heusler compounds,

for which it is difficult to achieve the correct structure and stoichiometry for theoretically predicted ultralow damping. In [289], the intrinsic Gilbert damping parameters are obtained with films magnetized out of the plane, the measurement geometry that eliminates two-magnon scattering contributions to the damping [299]. However, many potential applications require in-plane magnetization [67], [277], [278], in which case non-Gilbert relaxation may be substantial. A follow-up study [300] shows that certain seed layers result in a significantly lower loss (narrower resonance linewidth) even when the film is magnetized in-plane. A more detailed understanding of how the structure of the FM (e.g., tuned by the seed layer) affects magnetic relaxation and broadening due to inhomogeneities will enable magnetic media with ultralow effective loss.

2) *Developing: Practical Low-Damping, Low-Moment Ferromagnetic Media:* A possible drawback of CoFe is its high saturation magnetization [301] (in fact, near the top of the Slater–Pauling curve), which increases the critical current density for spin-torque excitation. In that regard, Fe alloyed with NM V may be a viable alternative with similarly low intrinsic Gilbert damping [282], [302]. A recent experimental report confirms a low intrinsic damping parameter of  $\approx 0.001$  in BCC FeV alloy films [303]. Exploring other possible ultralow-damping ferromagnetic alloys with low moments that are also straightforward to grow is crucial for future SOT applications.

3) *Resolving: the Issue of Increased Damping in SOT Device Structures:* While some ferromagnetic alloys such as CoFe and FeV have ultralow intrinsic damping, SOT applications require the FM to be in contact with (or in proximity to, via a spacer material) a spin–orbit metal, i.e., the source of charge-to-spin conversion. The FM must be thin (e.g.,  $\ll 10$  nm) since the critical current density is inversely proportional to the magnetic layer thickness. Fundamentally, this is because the conventional SOT is essentially an interfacial effect, in the sense that spins must be transferred across the interface between the spin–orbit metal and the ferromagnet.

The proximity of the ferromagnet to a spin–orbit metal introduces additional sources of loss. Some of these loss mechanisms, such as spin-memory loss [284] and two-magnon scattering [285], can be reduced (at least in principle) by properly engineering the interfacial quality or inserting an appropriate spacer-layer material. However, the presence of spin–orbit metal inevitably leads to increased Gilbert damping from spin pumping [283], the reciprocal process of SOT. The magnitude of spin-pumping damping is inversely proportional to the magnetic thickness. There thus arises a conundrum for practical applications: the thin ferromagnet required for SOT-driven dynamics invariably exhibits high damping.

A possible route to overcome this thickness conundrum is to go beyond the “interfacial” scheme for SOTs. In particular, a viable solution may be an SOT that originates in the bulk of the FM [34], [304]. SOT-driven precessional dynamics can be achieved in a thick single-layer magnet without any damping increase from spin pumping. A few recent experimental studies indeed point to the presence of

such “bulk” SOTs in various room-temperature ferromagnets that are 10 nm thick [44], [249], [305]. An open challenge is to engineer a sufficiently strong bulk SOT to drive precessional switching or auto-oscillation in magnetic media, compatible with experimental fabrication processes and electrical detection schemes. Also, a natural question is whether a high bulk SOT efficiency—i.e., strong spin–orbit coupling—in a ferromagnet is accompanied by high Gilbert damping. Some recent experiments [303], [306], [307] indicate that the strength of spin–orbit coupling is not necessarily the primary factor governing intrinsic damping; rather, a small density of states at the Fermi level appears to be essential for low damping in FMs. There is thus reason to be optimistic that a strong bulk antidamping SOT and ultralow damping can be simultaneously achieved in engineered FMs.

#### IV. DEVICES BASED ON SOTs

##### A. Three-Terminal SOT Memory

1) *SOT-MRAM, STT-MRAM, and Cache Memory:* SOT-induced magnetization switching can be used for the write method of MRAM. MRAM technology began with a magnetic-field writing scheme. However, because the required current for magnetic-field-induced switching is relatively large, typically in the order of milliamperes, and tends to increase with the reduction of device size, the focus of research has shifted to STT-induced magnetization switching [63], [64] due to its scalability. After several breakthroughs including a perpendicular-easy-axis CoFeB/MgO MTJ [308], production of STT-MRAM has recently started. The current STT-MRAMs are mainly used as a replacement for embedded flash memories, and application to last-level cache memories is expected to start in the near future. Write pulse widths used in typical STT-MRAMs are on the order of several tens of nanoseconds and can be reduced down to a few nanoseconds. However, further reduction of the write pulse width is challenging since the required write current is inversely proportional to the write pulse width. Accordingly, there is an increasing demand to develop MRAMs that can operate on a timescale of less than a few nanoseconds and SOT-induced magnetization switching is expected to be a prime candidate.

For SOT-MRAM, a transverse current passing through the underlying HM injects a spin current in the nanomagnet lying on top. This mechanism allows decoupled read and write mechanisms, unlike in STT-MRAM, leading to separate optimization of the read and write paths. The SOT mechanism can also be more efficient for magnetization reversal, leading to a lower critical current required to switch the magnet from one state to the other, thereby enabling a fast and energy-efficient write operation compared with STT-MRAM.

Typical cell structures of the STT-MRAM and SOT-MRAM are shown in Fig. 10(a) and (b), respectively. The STT-MRAM cell consists of a two-terminal MTJ device and one cell transistor (1T-1MTJ), whereas the SOT-MRAM cell consists of a three-terminal MTJ device and two cell transistors (2T-1MTJ). On the one hand, 2T-1MTJ cell structure inevitably requires a larger cell area than the 1T-1MTJ cell,



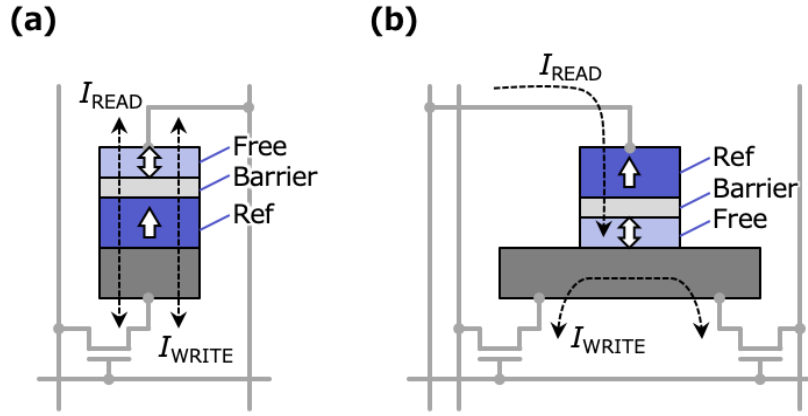


Fig. 10. Typical cell structure of (a) STT-MRAM and (b) SOT-MRAM. Exemplary magnetization directions are indicated by white arrows and write  $I_{\text{WRITE}}$  and read  $I_{\text{READ}}$  current paths are indicated by broken arrows.

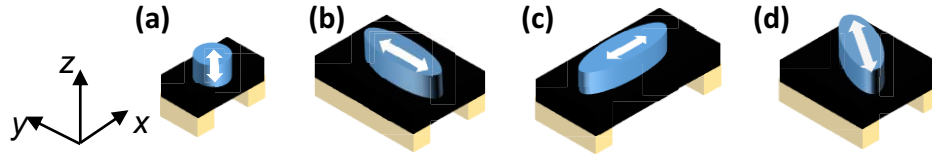


Fig. 11. Four types of structures of SOT switching devices for memory application (drawn to scale). (a) Z type with out-of-plane magnetic easy axis, an external magnetic field along the  $x$ -axis is required for deterministic switching. (b) Y type with an in-plane easy axis perpendicular to the current direction. (c) X type with an in-plane easy axis parallel to the current direction, an external field along the  $z$ -axis is required for deterministic switching. (d) XY type with an in-plane easy axis tilted with respect to the current direction. Magnetization easy-axis directions of the switching layer are indicated by white arrows.

leading to lower memory density. On the other hand, write and read current paths are different from each other in the three-terminal cell, providing the following benefits: First, the separation of the current paths provides a large operation margin for both read and write operations, allowing high-speed operation. For the two-terminal MTJ, an upper limit of the read current is determined by the current that unintentionally induces magnetization switching and an upper limit of the write current is determined by the current that unintentionally breaks the tunnel barrier. These restrictions are essentially lifted in the three-terminal cell, and short current pulses, less than a few ns, can be applied for operation [309], [310]. Second, unlike the two-terminal structure, the write current does not pass through the tunnel barrier for the three-terminal cell. This fact offers high endurance, which is a critical requirement for high-speed cache memories. Third, the cell circuit of the 2T-1MTJ is similar to the typical cell structure of SRAM; the flip-flop circuit of the 6T-SRAM cell is replaced by one MTJ, and also, it can fit well with the circuits of shift registers [311]. This similarity offers good compatibility with existing higher level cache memories.

There are several structures of actual SOT-MRAM devices that are different in the direction of magnetic easy axis, as shown in Fig. 11. Defining the  $x$ -axis to be along the write current and the  $z$ -axis to be along the out-of-plane direction, each structure has the easy axis along  $z$  [Fig. 11(a)] [8],  $y$  [Fig. 11(b)] [7],  $x$  [Fig. 11(c)] [312], and in between the  $x$  and  $y$  [Fig. 11(d)] [313] directions. For the structure shown in Fig. 11(b), the accumulated spin in the ferromagnetic layer

is collinear with magnetization and its switching mechanism is basically the same as STT switching. Thus, a magnetic field is not required for switching, but the critical current increases as the pulse width decreases with an inverse proportional relation as in the case of STT switching [314]. On the other hand, the structures shown in Fig. 11(a) and (c) are capable of fast switching [313], [315], [316], but this requires a static external magnetic field for switching [317] because the switching is driven by electron spins orthogonal to the magnetization. Thus, elimination of the necessity of the external field is a big challenge for the application of these structures; some examples are described in Section IV-D. The structure shown in Fig. 11(d) was found to achieve reasonably fast switching at zero magnetic field [318].

Operation of three-terminal SOT devices has been demonstrated by several groups [7], [9], [80], [312], [319]–[325]. The first demonstration was reported by Liu *et al.* [7] using Ta/CoFeB/MgO-based MTJ. Demonstration of field-free operation of an SOT-MRAM device fabricated through a CMOS-compatible 300 mm wafer process has been reported by Garello *et al.* [324] and Honjo *et al.* [325]. Garello *et al.* [324] utilized a structure with an easy perpendicular axis [Fig. 11(a)]; in addition, a stray field generated by a separately prepared magnetic layer is used for field-free operation. Honjo *et al.* [325] utilized a structure with an in-plane easy axis in the  $xy$  plane [Fig. 11(d)], and high-speed operation, high thermal stability, and high thermal tolerance were reported to be satisfied simultaneously. Very recently, Natsui *et al.* [11] demonstrated the circuit operation of 4 kB

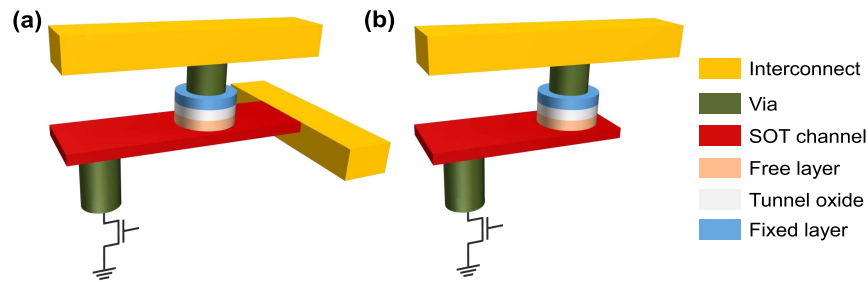


Fig. 12. Comparison of (a) three- and (b) two-terminal SOT-MRAMs.

SOT-MRAM. Further enhancement of device properties is expected to realize SOT-MRAMs used in integrated circuits in the future.

For practical use of SOT-MRAM, SOT-induced switching devices should satisfy several requirements, which are listed in the following. One of the most important criteria is that the critical current required for magnetization switching is about  $100\ \mu\text{A}$  or less. This is mainly because the size of the cell transistor is determined by the write current and a larger write current requires a larger cell size, eventually limiting the memory capacity. A larger write current is also undesirable in terms of lower power operation, which is particularly critical for Internet-of-Things (IoT) applications. In addition, the resistance of the write current path should be small enough so that the current required for switching can be supplied with a reasonably small source voltage, typically a few  $100\ \text{mV}$  or less. Magnetization switching speed is an equally important criterion, as SOT-MRAMs are expected to be used for high-speed memories in integrated circuits that STT-MRAMs cannot access. Switching within a few nanoseconds, or ideally sub-nanosecond, is required. In terms of high-reliability operation that is an important requirement for cache memory applications, low switching error rate, and high endurance are demanded. In addition, since MRAMs attract interest due to their nonvolatility, high thermal stability is also an important factor. Furthermore, for the compatibility with CMOS processes and circuits, materials for the free layer should exhibit a high TMR ratio, and the stack structure should have a thermal tolerance up to  $400\ ^\circ\text{C}$ , the highest temperature of standard CMOS and packaging processes.

### B. Two-Terminal SOT Memory

Besides the commonly employed three-terminal configuration [Fig. 12(a)] [7], [80], [312], two-terminal SOT devices [Fig. 12(b)] have been developed recently for their potential capability in achieving higher storage density. Due to the nature of spin-orbit interaction, in order to generate spin accumulation at the surface of thin films for magnetic switching through the mechanism of spin Hall effect [7] or Rashba-Edelstein effect [8], one has to apply charge currents that flow within the film plane. This pre-requisite has led to the popular three-terminal design in existing SOT devices. However, the large footprint, as well as the necessity of using more than one transistor for device selection, has made this design

unfavorable for applications where the bit density is one of the most important considerations, such as memory. Meanwhile, the majority of mainstream memory technologies nowadays (e.g., DRAM and flash) employ a two-terminal geometry, where the memory cell (and the backing transistor) sits at the cross point of the word line and the bitline [1], [3]. Developing SOT MRAM devices that comply with this convention can greatly simplify architecture and facilitate circuit design.

The two-terminal SOT device was first proposed in 2013 [326], where it was shown that, by tailoring the current flowing path across an MTJ, one can realize a compact design for SOT MRAM cell, fitting within the usual design principle of high-density (HD) DRAM, known as “6F<sup>2</sup>.” The device design in this two-terminal SOT MRAM is very similar to that in conventional STT-MRAM [3], except that instead of directly sitting on top of the backing transistor, the MTJ is offset from the transistor by a small horizontal distance [see Fig. 12(b)]. The bottom layer of an MTJ and the top contact of a transistor (source or drain electrodes) are connected through a thin channel layer with strong spin-orbit interaction. During the writing event, the applied charge current will flow first vertically through the MTJ and then horizontally along the channel. Both the SOT from the underlayer and the STT from the tunneling current will exert influences onto the dynamics of the magnetic free layer, leading to magnetic switching. The combined effect of SOT and STT in magnetic switching showed that large reductions in switching time and energy can be achieved numerically studied by van de Brink *et al.* [327]. The concept of a two-terminal SOT MRAM cell was experimentally verified recently by Sato *et al.* [328] and Wang *et al.* [329], independently, where STT and SOT are employed jointly to switch magnetic free layers with perpendicular anisotropy. It was shown that due to the high SOT efficiency in those experiments, SOT plays the dominant role as the switching mechanism. Meanwhile, the incorporation of STT mechanism brings in an additional advantage, i.e., making the SOT-dominated switching field-free [329]. As is discussed earlier in this perspective article, realizing field-free switching of SOT MRAM cell with perpendicular anisotropy is one of the important research directions [207], [208], [330], [331]. Since STT-induced switching in standard MTJs is already deterministic, adjusting the relative ratio between the two spin torques in the two-terminal device can lead to the optimal region where the advantages of low switching current and being field-free can be achieved simultaneously.

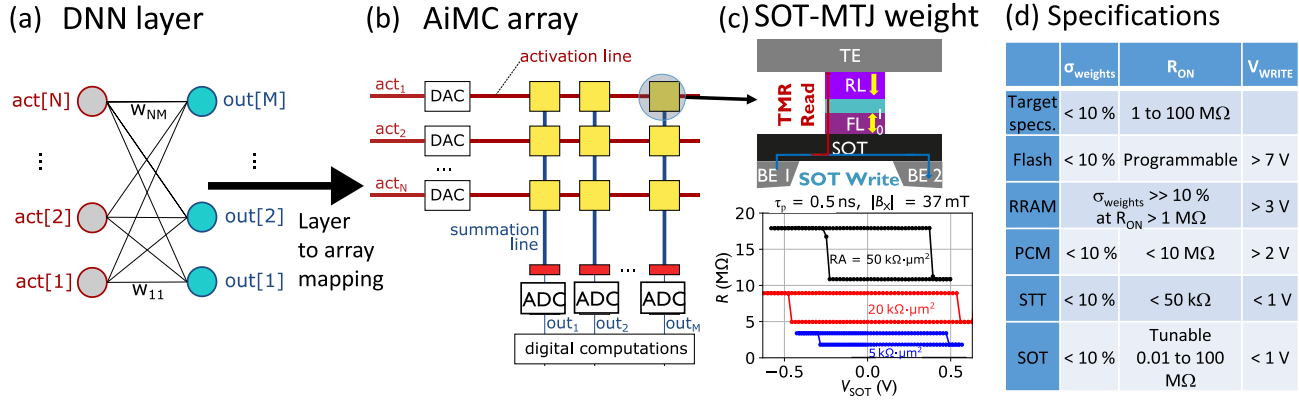


Fig. 13. (a) Deconvolutional neural network (DNN) layer implemented as (b) analog vector-matrix-multiply mapping array, and (c) SOT-MRAM cell used as highly resistive weight memory required for AiMC, where DAC and ADC are digital-to-analog and analog-to-digital converters, respectively. (d) Simplified comparison of different weight memories for analog DNN inference. Stated numbers represent typical operating conditions and are not fundamental lower limits.  $R_{\text{ON}}$  depends on AiMC size. RL: reference layer. FL: free layer. TE: top electrode. BE: bottom electrode. PCM: phase-change memory.

To predict the future research directions on two-terminal SOT devices, one important topic is to incorporate the newly discovered high-efficiency SOT materials into the two-terminal design. As is discussed in this perspective article, groups of materials with large effective SOT efficiency, including TIs [73], [124], [128], [136], semimetals [39], [122], 2-D materials [332], [333], and 2-D electron gas systems [143], [166], [334], have been identified recently. In principle, the switching current density can be significantly reduced via the use of these novel materials, which will minimize the needed tunneling current across the MTJ barrier and enlarge the gap between the writing voltage and breakdown voltage. One has to note that as the growth of high-quality MTJs usually requires certain seeding layers or specific crystalline textures [308], [335], [336], showing the compatibility of these novel materials with MTJ growth will be a critical step.

Besides further increasing the SOT efficiency with the usage of new materials and new mechanisms, realizing SOT-induced real “anti-damping” switching will be another important topic to visit in the study of two-terminal SOT devices. In most of the existing studies where SOT is employed to flip a perpendicularly magnetized free layer, the switching is known to be inefficient as the injected spins are orthogonal to the equilibrium orientation of magnetic moments. In this case, the threshold current is roughly proportional to the anisotropy field in the single-domain configuration [317],  $J_c \propto H_a$ . Therefore, under the requirement of high thermal stability ( $E \propto H_a$ ) for small MRAM cells, the needed switching current density is expected to be extremely large. As is discussed in this perspective article, a few recent experiments suggest that by harnessing the symmetry of certain crystals [39] or utilizing the magnetic moment-induced spin precession [43], one can generate spins at film surface which are orientated out of plane. This will finally enable “anti-damping” switching from SOT, where the threshold current is used to counterbalance the relatively smaller damping torque where  $J_c \propto \alpha H_a$ , instead of the torque from large anisotropy field [7], where  $\alpha$  is the

Gilbert damping coefficient. Since  $\alpha$  is usually smaller than 0.01, a reduction of more than 100 times can be expected in threshold current if the switching happens in the “anti-damping” regime.

Overall, two-terminal SOT devices combine the advantages of HD of traditional MRAM cells and high efficiency of SOT, providing a competitive solution for dense, low power, and non-volatile memory. The future development of this technology will integrate new SOT materials with MTJs, achieving effective SOT efficiency larger than one while maintaining the high tunneling magnetoresistance and strong magnetic anisotropy. Meanwhile, materials and mechanisms, which lead to out-of-plane spin generation, will give another large boost in the switching efficiency of two-terminal SOT devices.

### C. SOT Neuromorphic Devices and Circuits

Beside memory applications, spintronic devices can be used for in-memory and neuromorphic computing [337], [338]. It is interesting to note that standard three-terminal structures have a huge potential to be used in analog in-memory computing (AiMC) deep neural network applications [see Fig. 13(a) and (b)] [339], [340]. Indeed, deep neural network inference requires a massive amount of matrix-vector multiplications, which can be computed energy efficiently on memory arrays in an analog fashion. This approach, however, requires highly resistive memory device levels (greater than megaohm) with low cell-to-cell and time variability of device resistance and reading window to implement deep neural network weight memories. MRAM technology is among the most promising candidates fulfilling these requirements. However, STT cannot be used to switch high-resistance MTJs. Here, one can exploit the three-terminal geometry of SOT, where writing is not limited by the MTJ resistance level, as write and read paths are decoupled. Preliminary experimental and design works show [340] that SOT-MRAM is indeed an excellent candidate to implement ternary weights for inference accelerators running quantized deep neural networks,



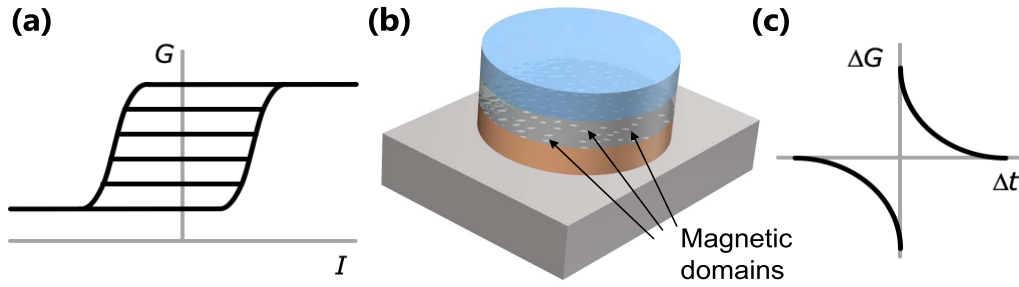


Fig. 14. Functions of SOT memristor. (a) Conductance  $G$  versus current  $I$  of analog memory. (b) Snapshot of fine ferromagnetic domains in an antiferromagnet/ferromagnet system. (c) Conductance change  $\Delta G$  versus timing difference between firing of post- and pre-neurons  $\Delta t$  for STDP synapse.

with MTJ resistance that can be tuned from 1 to  $>50 \text{ M}\Omega$  [Fig. 13(c)] with tight variability and no compromise on the write process. Design technology co-optimization study, where convolutional neural networks (for the MNIST [341] and CIFAR100 [342] databases) are trained and tested including resistance variation and the effect of wire inference read, shows that SOT-MRAM meets the derived specifications [see Fig. 13(d)]. Further progress will rely mostly on improving TMR and enabling multi-level cell solutions for denser array designs [337], [343], [344].

As an extension of digital memory, SOT-induced magnetization control can be applied to realize artificial synapses or memristors and neurons [337]. The basic concept of memristor was originally introduced by Chua [345] as the fourth circuit element following the resistor, inductor, and capacitor. Strukov *et al.* [346] pointed out that their  $\text{Pt/TiO}_{2-x}/\text{Pt}$  device functions as a memristor. In general, memristors represent devices whose conductance continuously changes with respect to the total amount of applied charge and which store the state in a long period, as shown in Fig. 14(a). The reason that the memristor has attracted great attention is its capability to be used in neuromorphic computing. While conventional computing hardware is an essential building block of today's information technology, it is recognized that there are several computational tasks such as cognition and inference that conventional computers cannot address efficiently. As a result, new computing hardware that is inspired by information processing in the human brain has been extensively explored. Fundamental units of the human brain are neurons and synapses that constitute a neural network. Memristors can be used as artificial synapses in artificial neural networks due to its similar functionality. Consequently, artificial synapses have been developed in various material systems, including resistance change systems, phase-change systems, ferroelectric systems, and spintronic systems [347].

Memristive function in SOT switching was found in an antiferromagnet/ferromagnet system, where field-free switching is realized due to the exchange bias [207], [209]. A subsequent study revealed that the memristive behavior originates from the fact that magnetization switching proceeds with a unit of fine ferromagnetic domains that have different exchange biases resulting in different switching currents with respect to each other [Fig. 14(b)] [348], [349]. Subsequently, similar memristive behavior was observed in  $\text{Ti/Mo/CoFeB}$  [129],

$\text{Ta/CoFeB/MgO}$  [350], and  $\text{Pt/ferromagnet/Ta/ferromagnet}$  systems [351]. Also, current-induced manipulation of the Néel vector through the spin-orbit interaction in pure antiferromagnetic materials such as  $\text{CuMnAs}$  mostly shows memristive behavior [216], [218], [219], [352]–[354]. Furthermore, spike-timing-dependent plasticity (STDP) [Fig. 14(c)], a dynamic property of biological synapse, was demonstrated in SOT memristors [351], [355], [356], showing promise for applications to asynchronous spiking neural networks.

Proof-of-concept demonstration of artificial neural networks using the SOT memristor as an artificial synapse was reported by Borders *et al.* [357]. They used  $\text{PtMn}/[\text{Co/Ni}]$  systems and demonstrated an associative memory operation based on the Hopfield model [358]. In the Hopfield-model-based associative memory, several patterns are memorized as a synaptic weight of the artificial synapses and, once an input is given, the closest pattern is associated. Because the artificial synapse is required to store analog synaptic weight and is updated many times during the learning process, the SOT memristor fits well with this application. Borders *et al.* [357] confirmed a learning ability of the artificial synapse made of  $\text{PtMn}/[\text{Co/Ni}]$  and demonstrated the fundamental operation of associative memory.

In order to make the SOT memristor a viable device in neuromorphic computers, one needs to substantially improve several device properties. One of the most important challenges is a reduction of device size while maintaining the memristive properties. As mentioned above, the memristive behavior of SOT devices is attributed to a separate switching of fine magnetic domains. Therefore, the reduction of device size in principle results in a decrease in the number of levels the device can show [348]. Meanwhile, in neuromorphic computing hardware, a large number of artificial synapses are required to be implemented, meaning that the memristor size is desired to be sufficiently small. To this end, the engineering of domain and DW structures is an important challenge. Also, to be used as artificial synapses, the resistance of MTJs should be sufficiently high, e.g., higher than megaohms, because multiply-accumulate operation is performed in most artificial neural networks where a large number of synapses are accessed simultaneously. In addition, most of the requirements for SOT-MRAM described earlier hold true for SOT memristor, including low critical current, large TMR ratio, high endurance, and compatibility with CMOS process. However,

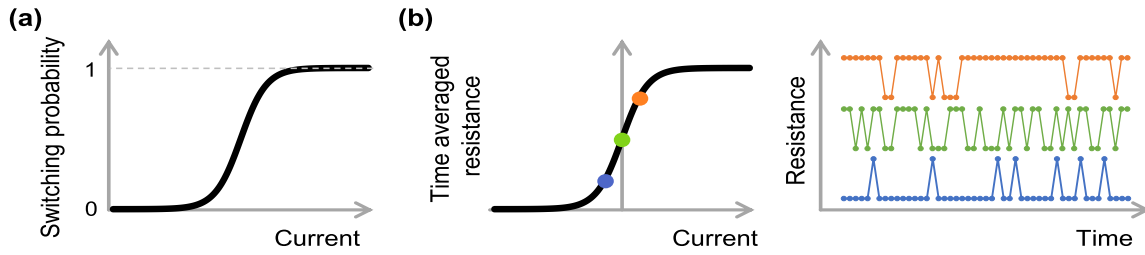


Fig. 15. Two approaches to utilize the stochastic behavior of SOT devices. (a) First approach, where the switching probability of binary devices is utilized. (b) Second approach, where the thermal fluctuation of superparamagnetic devices controlled by SOT is utilized. The right graph shows the temporal change of device resistance at three levels of applied current, indicated by closed circles with the same color in the left graph.

requirements for operation reliability are expected to be relaxed because artificial neural networks have redundancy to compensate for device unreliability.

Besides synapses, we also need the basic building blocks, neurons, for neuromorphic systems. A biological neuron resembles the leaky-integrate-fire dynamics, which accumulates the membrane potential as the input spikes arrive, with a leak factor. It has been shown that the magnetization dynamics in the SOT-MTJ, as well as the DW position in an SOT-based DW device, follow the leaky-integrate-fire behavior, thereby directly mapping the desired neuron characteristics to the device [355]. Interestingly, the same SOT-MTJ device can also be realized as a synapse, due to the inherent non-volatility of the magnetization. SOT-MTJs can be used as single-bit binary synapses, whereas SOT-based DW devices can store multiple bits per cell. The data can be written and read in the same fashion as in the memory application. However, connecting such SOT-MTJs in a crossbar-type fashion allows direct computation of the synaptic current, performing a highly parallel matrix-vector multiplication operation by applying a voltage corresponding to the input at the rows and accumulating the currents along the column. Recently, neurons' STDP function has also been experimentally demonstrated [Fig. 14(c)] [355].

While SOT-induced magnetization switching has been extensively studied in the deterministic regime, the stochastic regime also holds enormous potential for application in various fields, including neuromorphic systems, unconventional computing hardware, and information security. The usefulness of the stochastic nature of physical systems for computationally hard problems was pointed out by Feynman [359]. Recent studies have revealed the considerable potential of spintronic systems for this purpose due to their well-controllable stochasticity. For STT-MTJ devices, true random number generation [360], [361], population coding [362], combinatorial optimization [363], and invertible logic [363], [364] have been demonstrated. For SOT devices, device-level investigations have also been initiated and various application areas have been proposed, including true random number generator [365], [366], Bayesian networks [367], [368], invertible logic [369], hardware security [370], and artificial synapses [371].

There are two types of approaches to utilize stochasticity. The first approach [Fig. 15(a)] uses the probability of SOT-induced switching in binary devices, where the inherent time-varying thermal noise randomizes the magnetization

dynamics [367], [368], [371]. In the stochastic regime, when a current is passed through the HM, the magnet switches with some probability, which demonstrates a sigmoidal behavior as a function of the applied current. This stochastic switching can be leveraged to implement stochastic neurons and synapses, where analog information is encoded in probability, while the device itself is binary. The other approach [Fig. 15(b)] utilizes the superparamagnetic regime, where nanomagnetic devices designed to show fast thermal fluctuation between 0 and 1 states are employed [365], [372]. Here, SOT controls the ratio of time spent in the 0 and 1 states, allowing the devices to function as a binary stochastic neuron that is useful in stochastic neural networks and machine learning [373].

Several issues need to be addressed to effectively harness the stochastic behavior of SOT devices. First, physics to describe the probabilistic behavior under SOT should be accurately understood. While the probability of STT-induced magnetization switching has been well studied [266], [374], [375], a few studies focusing on the probabilistic behavior of the SOT-induced switching have been performed. Second, for the approach using superparamagnetic devices, acceleration of magnetization fluctuation is highly desirable to enhance the computational speed while maintaining reliability. For SOT devices, the fluctuation timescales reported so far range from milliseconds [372] to seconds [365], whereas the shortest timescale of STT-MTJs is 8 ns at the negligible field/current bias [376] and 2 ns at high current bias [377]. In addition, robustness against external field disturbance and countermeasures against device-to-device variability may pose an important challenge as the stochastic/probabilistic behavior of SOT devices is expected to be sensitive to these factors. Third, the low  $R_{\text{on}}/R_{\text{off}}$  ratio of these devices and process variations leading to reduced sense margins is still a challenge for implementing such primitives at scale, and the research is ongoing.

#### D. Field-Free Switching

Deterministic switching of perpendicular magnetization at zero external magnetic field is critical for SOT devices. In a typical SOT heterostructure, the spin polarization is in the in-plane direction. Therefore, it is applied to both up and down magnetization states of the magnetic memory layer symmetrically. In order to realize deterministic SOT switching of the magnetic layer, this symmetry needs to be

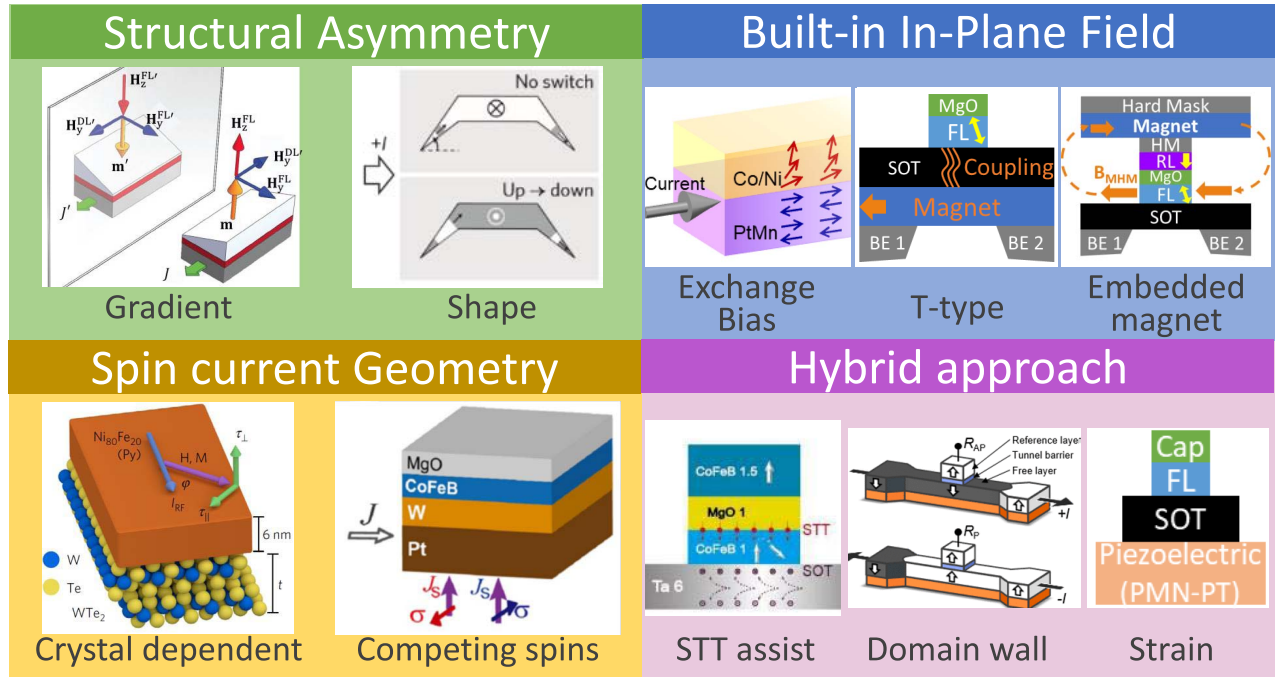


Fig. 16. Different approaches for field-free SOT switching: 1) structural asymmetry; 2) built-in in-plane fields; 3) out-of-plane spin polarization; and 4) hybrid approaches. Figures are adapted from [23], [39], [43], [207], [329], [330], [388], [389], and [407]. “Shape” figure is reprinted with permission from [388]. Copyright (2016) by the Springer Nature. “Crystal dependent” figure is reprinted with permission from [39]. Copyright (2017) by the Springer Nature. “Competing spins” figure is reprinted with permission from [407]. Copyright (2018) by the American Physical Society. “DW” figure is reprinted with permission from [389]. Copyright (2018) by the American Chemical Society.

broken. In the earlier works, this symmetry was broken by applying an in-plane magnetic field collinear with the current. However, the presence of an external field is not practical for applications as it adds to the complexity of the device structure and operation. In recent years, there have been many efforts to realize deterministic field-free SOT switching of perpendicular magnetization using various approaches. Here, we have grouped these efforts into four categories of symmetry breaking: 1) structural asymmetry; 2) built-in in-plane fields; 3) out-of-plane spin polarization; and 4) hybrid approaches (see Fig. 16).

**1) Structural Asymmetry:** This approach is based on introducing a lateral symmetry breaking in the device structure, typically achieved by using a wedge-shaped layer or by controlling the geometry of the magnetic layer. The wedge-shaped layer has been shown to induce either an effective out-of-plane field-like field [330], [378]–[383] or tilted anisotropy [384]–[386]. It has also been shown that out-of-plane field-like fields may even be present in the single-domain limit [383], which shows that this approach is potentially scalable. Furthermore, using structural asymmetry does not restrict the choice of material systems nor does it add to the thermal stability requirements. However, the fabrication of a reproducible wedge layer is more of a serious challenge in practical large wafer-scale fabrication and thus should be mitigated for its practical use. In a system with gradient magnetic properties, the chiral symmetry of the SOT-generated spin textures can be broken by the DMI and thus contributes to the deterministic field-free switching [387]. Alternatively, the controlled shape of the free layer relies on

creating specific deterministic nucleation centers allowing for bipolar switching [388]. This approach is a credible field-less solution, readily integrable, but that would, however, face lithography and scaling limitations. A field-free SOT switching can also be realized by exploiting the DW motion in a dumbbell-shaped Ta/CoFeB/MgO nanowire with perpendicular anisotropy [389]. Due to DMI, the SOT switching was initiated by reverse domain nucleation at one edge followed by domain expansion across the nanowire. It was known that SOT-induced DW motion does not require any external magnetic field in a nanowire with perpendicular magnetic anisotropy [390]–[393]. Such a simple Ta/CoFeB/MgO structure to realize the SOT-DW motion switching can be readily integrated with a conventional MTJ. The reliable and deterministic control of a single DW injection and DW displacement is obtained simply by sweeping currents, which enables a field-free SOT switching under repeated bipolar currents. The results are explained by the combination of the SOT-DW motion, the DMI [394], [395], and the geometric DW pinning due to surface tension [396]. The proposed scheme can be easily integrated into three-terminal memory devices.

**2) Built-in In-Plane Fields:** This method is based on replacing the external in-plane field for deterministic switching with a built-in in-plane field/magnetic layer. This can be achieved by either an in-plane exchange bias field (through an antiferromagnet interface) [207]–[210], [397], an additional in-plane magnetic layer [331], [398]–[401], or chiral coupling to an in-plane magnet [402]. One problem with the in-plane exchange bias approach is that the exchange bias field has a non-uniform distribution, which results in incomplete



magnetization switching [209]; reducing the device dimensions to single-domain scales may alleviate this issue [348]. Furthermore, it has been shown that exchange bias can be susceptible to current-induced Joule heating during the SOT switching process [397]. Another potential problem with this approach is that it limits the material choice to only a few antiferromagnets, which do not necessarily have high SOT efficiencies and often require larger thicknesses of the SOT channel, penalizing the write current. Using a built-in in-plane magnetic layer is a compact and straightforward solution. Still, it would impose a significantly larger write current as part of the current is shunted in the underneath in-plane magnetic layer. In addition, the torque applies to both magnetic layers causing a possible reversal of the in-plane ferromagnet and therefore high write error rates. Finally, having a separate in-plane magnet does not have these problems and is among the best potential candidates for practical applications as recently demonstrated [324], [403], [404]. The same performances as standard devices are kept, the in-plane field amplitude can be tuned independently of SOT-MTJ stack, and the scalability is similar to three-transistor (3T) standard cells. However, having an additional magnet will require precise control of its properties, orientation, and retention to avoid unintentional writing error rates.

3) *Out-of-Plane Spin Polarization*: Out-of-plane spin polarization can break the symmetry between the up/down magnetization states, resulting in field-free SOT switching. This has been achieved in: 1) crystalline  $\text{WTe}_2$  [61],  $\text{IrMn}_3$  [203],  $\text{Mu}_2\text{Au}$  [405], and  $\text{CuPt/CoPt}$  interface [406], using lack of lateral inversion symmetry in its crystal structure, where an out-of-plane spin polarization can be generated by the in-plane current; 2) an in-plane  $\text{CoFeB/Ti}$ /perpendicular  $\text{CoFeB}$  system, where the spin precession by the interfacial Rashba field induces the out-of-plane component of the spin polarization [43]; and 3) an HM bilayer with the opposite SOT efficiencies or spin Hall angles, where the competing spin currents generate an out-of-plane spin polarization [407]. Among these approaches, the HM bilayer system is potentially a practical solution for device applications with high energy efficiency, provided the confirmation and optimization of this mechanism.

4) *Hybrid Approaches*: SOTs can also be combined with other voltage- or current-induced effects for realizing field-free switching. Recently, field-free SOT switching has been realized in a ferroelectric/ferromagnetic structure using PMN-PT [23] and by combining STTs and SOTs [329]. The challenges for these approaches are that the addition of a ferroelectric layer adds to the stack complexity, and using STTs potentially limits the switching speed and device endurance.

We compare different aspects for all these schemes of field-free SOT switching in Table I.

### E. Terahertz Generation Using SOT

Since ultrafast demagnetization at the time scale of sub-picosecond was first observed using a femtosecond laser pulse in 1996 [410], the field of terahertz spintronics has raised a lot of interest not only in characterizing magnetic

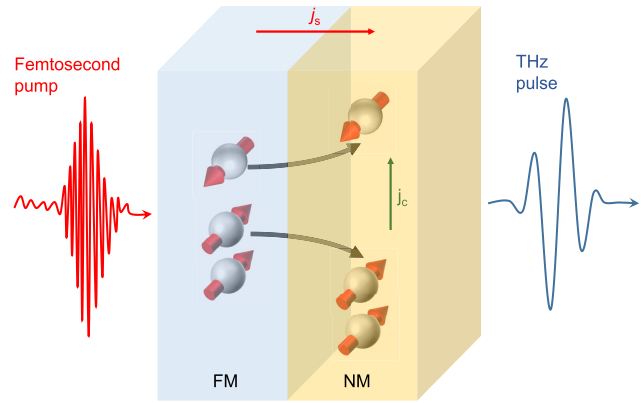


Fig. 17. Spintronic terahertz emitter.

materials [411], [412] but also in generating terahertz with spintronic devices [413], [414]. The lack of efficient, low-cost, and broadband terahertz sources is one of the bottlenecks of wide spreading terahertz technologies, especially for terahertz time-domain spectroscopy.

In the first demonstration of terahertz emission from the  $\text{Fe/Au}$  bilayer structure (see Fig. 17), a weak terahertz amplitude, 100-time smaller than a standard  $\text{ZnTe}$  terahertz emitter, was observed [414]. Such an FM/NM heterostructure needs to be excited by a femtosecond laser pulse. The laser pulse excites an ultrafast spin current in the ferromagnetic layer, which then diffuses to the NM layer. Transient charge current is then generated in the NM layer based on the inverse spin Hall effect or inverse Rashba effect, followed by the radiation of terahertz waves.

Since the first demonstration, ultrafast spin-to-charge conversion and the associated terahertz emission have been explored in various magnetic heterostructures [415]–[420]. Furthermore, recent unveiling of the ultrafast spin-to-charge conversion at the time scale of 0.12 ps in magnetic heterostructures opens up a route to potential spintronic devices manipulating spin currents on terahertz timescale [421]. Recent advances show that a low-cost magnetic thin film deposited by sputtering can generate broadband terahertz radiation with an intensity comparable or even stronger than the standard  $\text{ZnTe}$  terahertz emitters with a conversion efficiency  $> 10^{-4}$  [415]–[419]. Moreover, this efficient terahertz source can be noise resistive, magnetic field controllable, flexible, robust, and low-power fiber laser-driven [417]. These results pave the route for developing efficient terahertz sources based on magnetic heterostructures.

Terahertz emission from more complex magnetic heterostructures, including nearly compensated ferrimagnetic alloys or antiferromagnet layers, was studied. In previous studies utilizing FM/NM bilayer structures, the spin current generation is attributed to the net magnetization in the ferromagnetic layer [414], [417]. However, it is found that the emitted terahertz field is determined by the net spin polarization of the laser-induced spin currents rather than the net magnetization in ferrimagnetic layers [422], [423]. On the other hand, an antiferromagnetic layer plays a different

TABLE I  
COMPARISON BETWEEN VARIOUS SCHEMES TO ACHIEVE FIELD-FREE SOT SWITCHING

	Built-in in-plane field			Structural asymmetry		Hybrid approach			Spin Current Geometry		
	Embedded magnet	T-type or in-plane polarizer	AFM with EB	Shape	Gradient	STT assist (PMA free layer)	Domain wall	Strain	In-plane MTJ	Competing spin current	Crystal symmetry (include 2DM)
<b>Maturity</b>	IV: MTJ wafer scale	II: Micromagnet	II: Nanomagnet	II: Micromagnet	I: Hall bar	IV: MTJ wafer scale	I: Wire	II: Micromagnet	IV: MTJ wafer scale	I: Hall bar	II: Micromagnet
<b>Reported minimum free layer size</b>	60 nm (circular) [324]	4 $\mu\text{m} \times 4 \mu\text{m}$ [43]	50 nm (circular) [348]	$\approx 3 \mu\text{m} \times 1 \mu\text{m}$ (U or S shape) [388]	300 nm (channel width) [383]	57 nm (circular) [408]	5 $\mu\text{m}$ (channel width) [389]	3 $\mu\text{m}$ (circular) [23]	88 nm $\times$ 315 nm (XY-type) [325]	20 $\mu\text{m}$ (channel width) [407]	5 $\mu\text{m}$ (circular) [406]
<b>Reported minimum write pulse duration</b>	0.3 ns [324]	20 $\mu\text{s}$ [43]	1 ns [355]	35 ns [388]	10 ns [383]	10 ns [408]	1 ms [389]	1 s [23]	0.2 ns [409]	50 $\mu\text{s}$ [407]	30 $\mu\text{s}$ [406]
<b>Limitations</b>	Additional magnet	Current shunt; Coupling mechanism; Dynamic interplay IP/OOP layers	EB distribution; Thickness, EB vs. $T_b$	Scalability; patterning	Feasibility at nanoscale?	Endurance/reliability; Dominant mechanism; No R/W decoupling	Scalability; Controllability	Integration scheme; Cell size	Cell Size (ellipse)	$I_{sw}$ / Efficiency?; Further confirmations	Thickness, crystallinity control (substrate); 2DM: growth, transfer

Note: Maturity of research stage is defined as four levels, I: Hall bar or Wire (switching device), II: Nanomagnet or micromagnet (pattern on channel), III: MTJ, and IV: MTJ wafer scale. Examples of these schemes: embedded magnet [324], in-plane-polarizer [43] or T-type [401], antiferromagnet (AFM) with EB: exchange bias [207], [348], [355], shape [388], gradient [330], [383], STT assist [329], [408], domain wall [389], strain [23], in-plane MTJ [7], [325], [409], competing spin current [407], crystal symmetry (include 2DM: 2D materials) [39], [406].

role in terahertz emission. For example, antiferromagnetic material (e.g., IrMn) is not a good spin current generator by a femtosecond laser excitation, but it is a good detector [422]. These results not only suggest that a compensated magnet can be utilized for robust terahertz emission but also provide a new approach to study the magnetization dynamics, especially near the magnetization compensation point.

The nanometer thicknesses found in spintronic devices allow for easy phase matching with other terahertz emitters, and a hybrid terahertz emitter combined with semiconductor materials can be realized [424]. With a bias current, there is a contribution of terahertz emission from semiconductor materials, which can be constructively interfered with the terahertz signals generated from the magnetic heterostructures. Consequently, a two-to-three-order enhancement of the terahertz signals was achieved in a lower terahertz frequency range (0.1–0.5 THz), in which ferromagnetic/NM heterostructures show relatively poor performance. In addition, the performance of this hybrid emitter at higher frequencies is comparable to the FM/NM heterostructures. These findings push forward the utilization of spintronics-based terahertz generation devices for ultra-broadband terahertz applications.

In the future, terahertz time-domain spectroscopy can play an essential role in the characterizations of novel materials, especially ultrafast spin dynamics [425]. Recently, Weyl semi-metal materials (e.g., TaAs and WTe<sub>2</sub>) have emerged due to the intrinsic property of strong spin–orbital coupling, which is significant for the generation and detection of spin currents. Such exotic large spin–orbit coupled systems are interesting materials for ultrafast spintronic devices as well as terahertz generation devices [426].

#### F. SOT Nano-Oscillators

Spin Hall nano-oscillators (SHNOs) are microwave signal generation devices where a pure spin current from a material with SOT drives sustained auto-oscillations of the local magnetization of a nearby ferromagnetic layer [277]. SHNOs have been fabricated using a wide range of different layouts (see Fig. 18), such as ferromagnetic nano-pillars on extended HM films [427], extended HM/FM bilayers with Au nano-gap electrodes [428], [429], HM/FM nanowires—either uniform [430], tapered [431], or with thickness variations [432], and extended HM/FM films with lateral nano-constrictions [433]. Given sufficient intrinsic SOT of the ferromagnet or its interfaces to adjacent insulators, SHNOs have also been demonstrated without an HM layer. The presence and dynamics of an SOT-driven DW can also be used as an SHNO [434]. With the exception of nano-pillars, all SHNOs have easy optical access to the magnetodynamically active regions, which allows for direct microscopy using magneto-optical Kerr effect [435]–[437] and Brillouin light scattering microscopy [428], [437]. Nano-constriction SHNOs have been fabricated down to 20 nm [438], operated up to 26 GHz [439], and can be made on Si substrates and materials entirely compatible with CMOS [439]. They can also be frequency modulated via their drive current [440]. Depending on their layout, the choice of material properties, and the applied field direction and magnitude, a large number of auto-oscillating spin-wave modes have been observed. These include spin-wave bullets [428], magnetic droplets [441], edge modes [433], and propagating spin waves [432], [442]. The latter are realized using perpendicular magnetic anisotropy, and since this property can be voltage-controlled, gated SHNOs have been demonstrated with

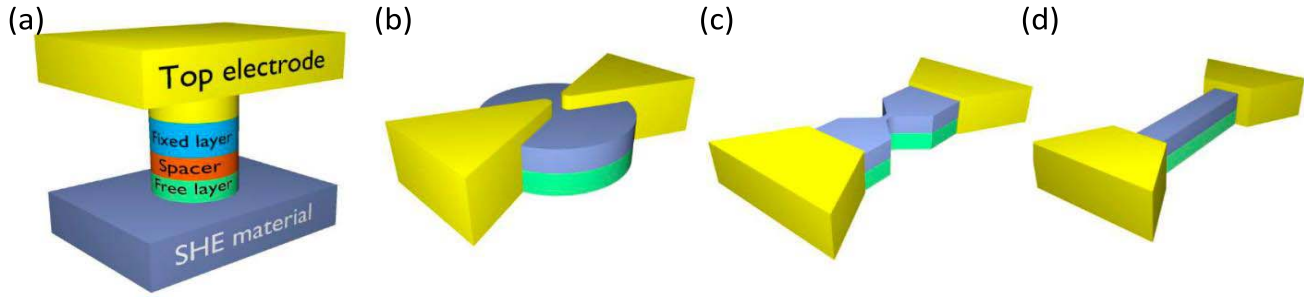


Fig. 18. Device schematics of SOT nano-oscillators. (a) Nano-pillar. (b) Nano-gap. (c) Nano-constriction. (d) Nanowire.

voltage-controlled auto-oscillation frequency [443]. Since the spin waves in such devices can be continuously tuned from a localized to a propagating mode, where the latter experiences dramatically increased dissipation from the radiated spin waves, even a modest frequency tunability can lead to a giant change of the effective SHNO damping and the threshold current, such that the voltage can be used to turn the SHNO on/off at constant drive current [443].

Nano-constriction SHNOs have very recently also shown a great propensity for mutual synchronization, both in 1-D chains [444], [445] and in 2-D arrays [446]. As predicted by theory [447], [448] and shown experimentally, the coherence of the microwave signal grows linearly with the number of mutually synchronized constrictions. As the phase noise is one of the main limiting factors for SHNO applications, the close to two orders of magnitude improvement in mutually synchronized arrays of 64 SHNOs shows great potential for the future. Mutual synchronization can also be used for different types of neuromorphic oscillator computing [449], including Ising machines [450], and 2-D SHNO networks appear to be ideally suited for such applications [446]. Using individually voltage-controlled SHNOs in large arrays, with the added functionality of integrated memristors, is one particularly promising route [451].

Future research into SHNOs and their networks should be carried out along a number of different dimensions such as power consumption, frequency range, output power, network size, network topologies [452], and improved local tunability of individual spin Hall nano-oscillators in large networks.

### G. SOTs With DWs and Skyrmions

*1) SOT-Driven Chiral DW Motions:* Magnetic domains are small magnets that are uniformly magnetized inside. When neighboring domains are magnetized in different orientations, there are boundaries between domains that are named magnetic DWs. Besides magnetic skyrmions [453], [454], DWs are topological objects such that they are topologically protected, thereby allowing domains to encode data in memory and logic. To access the data that are encoded by domains, the DWs must be moved, which can be achieved by electrical current pulses, thus showing a sharp contrast with field-driven DW motion. Electrical current pulses move the DWs along the electron flow direction by STT, irrespective of DW configurations, due to angular momentum conservation since the

spin current is repolarized in each domain. On the other hand, for the field-driven case, the DWs move in opposite directions depending on the DW configurations to minimize the Zeeman energy, thereby annihilating all data. Although STT-driven DW motion provides the fundamental mechanism for DW-based devices, the access time is limited by an intrinsic DW pinning [455], [456], Walker-breakdown [457], and low DW mobility [458].

Meanwhile, SOT [7], [8] has emerged as a possible route to resolve the limitation in STT-driven DW motions. In this scenario, the chiral DWs are stabilized by anti-symmetric exchange interaction—DMI [391], [392]. DMI is typically found in systems with broken inversion symmetry, such as interfaces. In addition, the interface-induced DMI favors Néel-type walls in which the DW magnetization is out of the wall plane. To stabilize Néel-type walls against Bloch-type walls that favor DW magnetization in the wall plane, the interface-induced DMI induces localized DMI fields oriented in opposite directions for the different DW configurations. The DMI fields act to move the chiral DWs as the SOT assists in rotating the magnetization away from the Néel wall direction, thereby giving rise to DW tilting. The SOT and interface-induced DMI determine the sign and strength of DW velocity significantly higher than STT exhibiting no Walker breakdown or intrinsic pinning. The chiral nature leads to the same velocity (sign and magnitude) for both DW configurations, while the signs of DW tilting angles are opposite. Note that the DW tilting decreases the efficiency of SOT-driven chiral DW motion. Hence, if the chiral DWs are injected into inversion symmetry broken wires such as Y-shaped [459] or curved ones [460], the DW displacement or velocity becomes asymmetric between the branches in the Y-shaped wire. The signs of curvature in the curved wire depend on DW configurations. This may potentially limit the increase in density of chiral DW-based memory.

The asymmetry of DW velocities between the DW configurations can also be induced by magnetic fields along the wire direction that is collinear with the DMI fields [392], [461]. The applied field compensates or adds to the DMI fields depending on the DW configurations with a given applied field. Consequently, the velocity versus field curve is mirror-symmetric with respect to zero fields for two DW configurations. This shows that the current-driven chiral DW motion is susceptible to possible external fields such as the stray field or Oersted field, thus limiting the development of robust chiral



DW-based devices. The solution to this challenge can be found from antiferromagnetically coupled composite chiral DWs as discussed next.

2) *Devices Based on SOT-Driven Chiral DWs:* The SOT-driven chiral DW motions have many advantages over the STT counterpart, such as high efficiency, tunability, and additional functionalities for applications. The chiral DW-based devices that may be of interest are RM, neuromorphic devices, and logic. The RM [2], [462], [463] breaks down into multi- and single-DW (1-bit) three-terminal RMs [464]–[466]. The multi-DW RM was proposed to replace hard-disk drives that require mechanical motion, thereby achieving a storage class memory with permanent endurance, large capacity, and high speed. A proof of principle for the multi-DW RM was previously demonstrated with shift register operation by current pulses [467], and later the multi-chiral DWs were shown to be moved by SOT [391], [392], [468], [469]. However, the 3-D integration of chiral DWs for further increase of the density faces some technical challenges, thus forming a long-term technology. On the other hand, the 1-bit three-terminal RM has risen to be a promising near-term non-volatile fast memory since it needs significantly less technical requirements than the multi-DW racetrack [389]. For example, the nucleation of a single DW in each device is required only once in a manufacturing step. Moreover, there is no worry about narrowing and securing wall-to-wall distances. The write speed in 1-bit three-terminal racetrack is determined by the DW velocity, while the ON–OFF ratio for read-out typically relies on the tunneling magnetoresistance in an MTJ, in which the DW track channel is used as a free layer for the data bit. Hence, both the SOT and DMI need to be increased to enhance the chiral DW velocity. The 1-bit three-terminal racetrack can be used for neuromorphic functionality [462].

One of the biggest challenges in 1-bit three-terminal racetrack is to reduce threshold current density  $J_C$  above which a chiral DW starts depinning. Typical  $J_C$  values, e.g., in Pt/Co, are in the order of  $10^7$  A/cm<sup>2</sup> [8], [458], which is required to be lowered by at least one order of magnitude for practical applications. The reduction of  $J_C$  is partly correlated with anisotropy and SOT and DMI strengths since the larger DW width and the stronger SOT and DMI make it easier for DWs to be depinned. Material exploration to achieve this has been extensively carried out. For example, recently metastable Pt assisted by Bi surfactant material has shown a dramatic decrease in  $J_C$  and an increase in the DW mobility with a given current density [470]. Thermal stability is another issue that can be a tradeoff with the reduction of  $J_C$  such as STT-MTJ. Engineering pinning potentials of DWs is required to lower  $J_C$  while maintaining high thermal stability, such as geometrical design of extrusion/constriction of racetrack wires. Synthetic antiferromagnets or ferrimagnets may be a good approach to resolve this challenge as discussed next.

The chiral nature of those DWs can be utilized for logic gate applications. Recently, all-electrical logic operations, such as R, and full ADDER, have been replicated using chiral DWs, which are based on the inversion of the DWs, i.e., NOT gate [402]. A key component in logic gates is the artificial chiral DW that is static and lithographically fabricated. As a

normal chiral DW is injected into the static DW region, the outgoing DW is inverted by the interplay of DW chirality with magnetostatics [471]. When NOT gates are combined to form a junction together with a bias, the output can be determined from the inputs according to the majority gate rule, thereby leading to NAND or NOR gate depending on the bias. Note that additional access to the bias allows the development of reconfigurable logic. However, there are technical challenges to commercialize the chiral DW logic chips, including issues of synchronization and feedback logic circuit.

3) *Current-Induced DW Dynamics of Antiferromagnetically Coupled Composite Chiral DWs:* We have discussed the limitation of the commercialization of chiral DW-based devices above. Meanwhile, it has been discovered that composite DWs can be moved much faster than single-layer and ferromagnetically coupled ones. The two chiral DWs are antiferromagnetically coupled across a spacer layer such as Ru via the Ruderman–Kittel–Kasuya–Yosida interaction, thus showing that the DW velocity is highly correlated with the exchange coupling sign [253]. The main driving force to move DWs turned out to be a powerful torque, exchange coupling torque that is effective only in the antiferromagnetically coupled case. Moreover, exchange coupling torque increases as the net magnetization becomes compensated, thereby forming a maximum velocity at zero net magnetization. Similarly, the enhancement of SOT was also observed in ferrimagnets near the compensation [245].

In contrast with the single-layer DW case, the velocity versus longitudinal field curves form a broad maximum around zero field in the fully compensated antiferromagnetic composite DWs, showing symmetry with respect to zero field [253], [461], [472]. In addition, the curves for two DW configurations are nearly identical exhibiting insensitivity of DW dynamics to DW configurations in the presence of external fields. Importantly, the DW tilting in antiferromagnetic composite DWs is found to be small. This is concluded from the observation that the asymmetries in antiferromagnetic composite DW displacement disappear when injected into Y-shaped and curved wires. This is due to the compensation of the DW tilting in each component DW. They allow the antiferromagnetic composite DWs to be even more useful for commercializing DW-based devices, as discussed next.

The antiferromagnetic composite DWs can be extended to ferrimagnetic chiral DWs that are typically formed from rare-earth and 3d transition-metal alloys or multilayers in which two networks (rare earth and 3d transition metal) are oriented in an anti-parallel way [472]. The net magnetization in such ferrimagnets is sensitive to the composition ratio and temperature since the magnetic moment per atom and Curie temperature for each network are different [239]. The difference in gyromagnetic ratios between rare earth and 3d transition metals gives rise to the disparity between angular momentum and moment compensations [245]. Interestingly, the current-driven DW dynamics turn out to rely on the angular momentum rather than the magnetic moment. Consequently, the DW velocity becomes maximized at the angular momentum compensation at which the exchange coupling torque

forms a maximum, while the other torques vanish. Since the exchange coupling in ferrimagnets is much larger than the synthetic antiferromagnets, the ferrimagnet DW velocity by the current can be higher than 1 km/s [185], [254].

When the exchange coupling strength in an AF composite DW is weak, while the positions of component DWs are tightly locked, an exotic DW dynamic can emerge [473]. Since the torques on component chiral DWs are not identical, the faster DW drags the slower one, which is namely chiral exchange drag. As the disparity of the velocities is larger than a threshold value, the energy to move the composite DW is converted into the one that precesses/oscillates DW magnetizations. Thus, they lead to a dramatic reduction of composite DW velocity, which corresponds to chiral exchange drag anomaly. Note that the precessions/oscillations of chiral DWs are all synchronized, and the frequency increases with the increasing disparity of velocities.

4) *Devices Based on Antiferromagnetically Coupled Composite and Ferrimagnetic Chiral DWs*: Antiferromagnetically composite DWs have many benefits compared with single-layer DWs for applications to RM and logic. First, more robust RM and logic are allowed since the antiferromagnetic composite DWs are significantly inert to possible external fields since the stray field is minimized. Second, the access and operation speeds are much higher due to the giant exchange coupling torque as the net magnetization is fully compensated. Third, the DW tilting and the asymmetries in DW velocity between two DW configurations by geometrical broken symmetries or external fields hinder the increase of density of RM as discussed above. Fourth, the ON-OFF ratio for read-out in an MTJ can be large since the magnetic layers that sandwich a tunnel barrier can have a large spin polarization. Fifth,  $J_C$  can be significantly reduced in antiferromagnetically coupled composite DWs, due to the absence of DW tilting, small net magnetization, and additional room to reduce anisotropy, while maintaining decent thermal stability.

The chiral exchange drag anomaly from the weakly coupled antiferromagnetic composite chiral DWs can be used to develop a gigahertz range of oscillators that is tunable by external fields [473].

We present a roadmap for DW-based SOT devices in Fig. 19.

5) *Skyrmions*: Another potential technology where SOTs play a crucial role is information storage and processing with magnetic skyrmions (see Fig. 20). Magnetic skyrmions are topologically stabilized spin textures that can be translated effectively using SOTs [476]–[481]. The prospect of using these magnetic structures in efficient RMs or for brain-inspired computing has sparked tremendous interest. Recently, it has been experimentally demonstrated that individual skyrmions can form at room temperature due to enhanced thermal stability in carefully designed magnetic superlattices, for instance, of Pt/CoFeB/MgO [478], Ir/Co/Pt [482], and Co/Pd [483] multilayers, where the stabilization of topological spin textures originates from the DMI.

Due to their non-trivial topology, skyrmions move under an angle with respect to the direction of the applied current [477], [479], [480]. The deflections from this skyrmion

Hall effect complicate the use of skyrmionic spin structures in racetrack devices, e.g., for logic functionalities. Shaping the complex trajectory of topological spin textures relies on our microscopic understanding of the interplay between spin topology, damping, and current-induced SOTs [484]. While the Thiele equation of motion [485], [486] accounts for this interplay, the corresponding treatment has led to the common perception that the field-like SOTs are irrelevant for describing the dynamical properties of rigid skyrmions as well as the skyrmion Hall effect. Recently, experiments and micromagnetic simulations have suggested that damping-like SOTs can induce skyrmion deformation and thus cause a large skyrmion Hall effect [487].

The non-trivial form of SOTs in magnetic multilayers requires an extension of this widely accepted picture. While the current-induced dynamics of skyrmions have been explained in terms of deformations of the spin texture [479], the anisotropy of SOTs plays an essential role in predicting and interpreting the dynamics of topological spin structures [488]. Recent results show that the coupling of magnetic textures to field-like torques that are higher order in the local magnetization can give large corrections to the skyrmion Hall effect. First-principles calculations and symmetry arguments quantify the relevance of these modifications for the dynamical properties of skyrmions and antiskyrmions in layered magnetic films of Ir/Co/Pt and Au/Co/Pt. They suggest that engineering the anisotropy of the SOTs provides a new perspective for controlling the skyrmion Hall effect and the motion of skyrmions or antiskyrmions in multilayer systems.

Recently, DMI and electronic signatures of skyrmions in MI-based heterostructures have been shown [184], [185], [489]. DWs and skyrmions in these MIs could promise even lower power dissipation of spintronic devices due to their low damping.

## H. Industrialization Considerations

Due to their superior scaling properties and non-volatility, STT-MRAMs are presently in the path of commercialization as a replacement for slow SRAMs and eFlash in embedded cache memories, with potential applications also as a persistent DRAM technology. Several integrated circuit companies as well as toolmakers are aggressively developing STT-MRAM technologies beyond the 22 nm node with chip capacities larger than 1 Gb. However, STT-MRAMs will be ultimately limited to the last level cache (L3/L4) due to the relatively large switching latency of STT and high currents required to reach nanosecond and sub-nanosecond switching times, which can damage the MTJ tunnel barrier. SOT-based MRAM allows for switching the free layer without passing a current through the tunnel barrier, thus minimizing the risk of voltage breakdown and offering unmatched switching speed and endurance compared to STT-MRAM. State-of-the-art experiments demonstrate reliable sub-nanosecond switching (300 ps) of three-terminal MTJs based on [Ta, Pt, W]/CoFeB/MgO with either perpendicular [324] or in-plane [325], [490], [491] magnetization in the complete absence of external fields, with low error rates ( $10^{-6}$ ) and high cycling capabilities  $> 10^{12}$ .

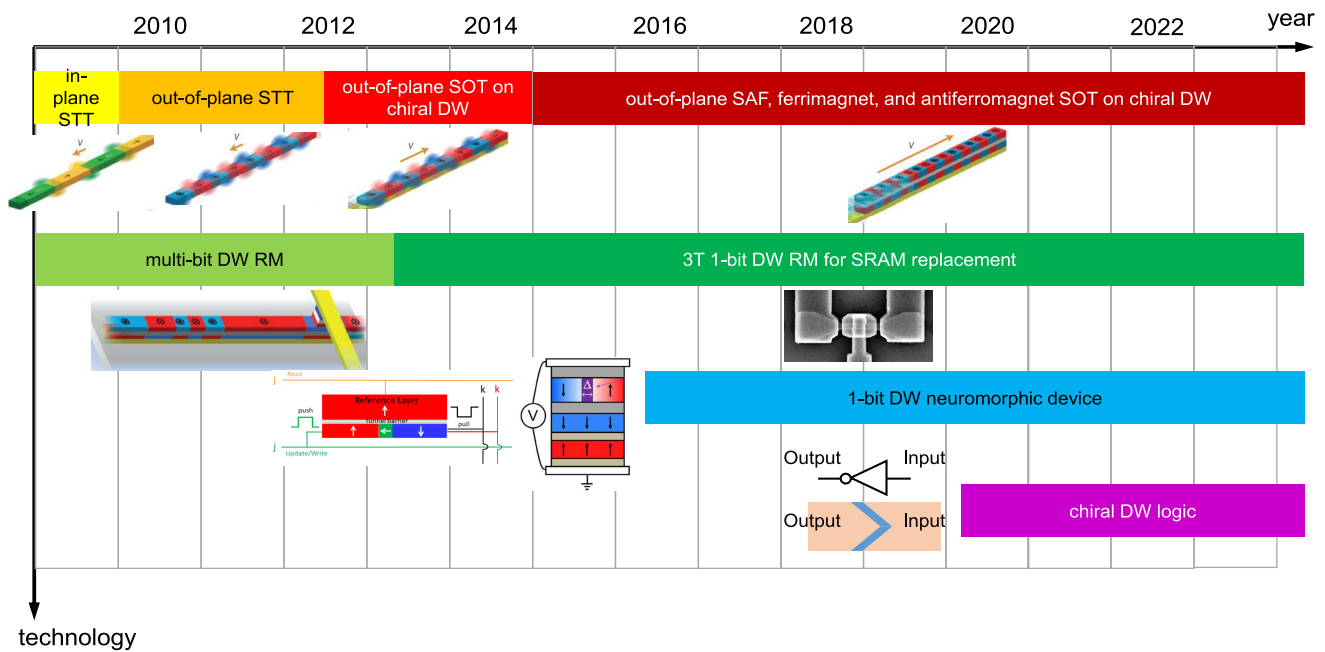


Fig. 19. Roadmap of DW-based device technologies. Top bars show the evolution of domain and DW types and torques. The second, third, and fourth bars from the top describe the RM, neuromorphic devices, and logic, respectively. The inserted figures are adapted from [463], [474], and [475].

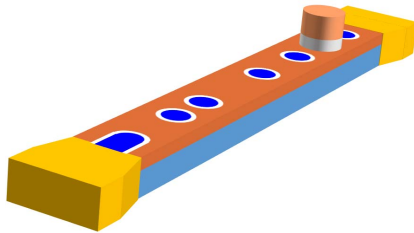


Fig. 20. Skyrmion RM. The blue dots represent skyrmions and the information readout is done through the MTJ on top of the skyrmion racetrack.

With these perspectives, SOT-MRAM applications are primarily oriented toward replacing high-performance (HP) and HD SRAM families. They are expected to cover registers to the L1–L3 level in central processing units and graphical processing units—while keeping in mind that commercial deployment of SOT-MRAM will rely on meeting requirements that are specific to a given technology.

Therefore, it is essential to consider the overall performances at the single-cell level and at the array size level, which includes the access lines resistance and capacitances parasitic of the control and sensing peripheries. Because the latter is extremely dependent on CMOS node and end-user targets, assessing the potential of SOT-MRAM with proper benchmarking against SRAM requires compact device models built from large-statistics experimental data and system-design power–performance–area–cost analysis. The main difficulty of this assessment is that today's SOT-MRAM is still in the early development phase; the outcomes are extremely dependent on SOT cell performances assumptions. In addition, the work carried out on SOT-RAM design is still very limited compared to STT-MRAM. The outcomes are extremely dependent on SOT cell performances assumptions. The future of SOT-MRAM manufacturability covers

etch challenges, stack performances for write, read, and retention optimization, and bit/array-cell design for density and system level. In the following, we provide a first-level analysis and project the potential of SOT-MRAM based on known silicon data and assumed material optimization.

*1) Integration Challenges:* SOT- and STT-MRAMs share the same technological platform, with two additional modules for SOT, such as forming and aligning the SOT channel. Typically, the main integration process steps consist of four main modules [9]: 1) via patterning to contact SOT track followed by SOT-MTJ stack deposition; 2) MTJ pillar definition using advanced lithography, e.g. 193 nm deep immersion, followed by ion beam etching and encapsulation; 3) SOT track definition module followed by ion beam etching; and 4) a Cu dual damascene process to interconnect top and bottom contacts for routing and testing. Each of these modules is typically followed by an oxide refill and chemical–mechanical planarization to flatten the surface at nanometer level, as well as open masks to align the different steps. Therefore, SOT can benefit from the established process learned from the development in foundries of STT-MRAM that are affecting both the device yield and device performances. They include high quality and homogeneous stack growth, morphology and etch impact on magnetic properties and TMR, and diffusion barriers to reach BEOL thermal budget (400 °C). Despite this advantage, SOT-MRAM is facing process challenges related to its three-terminal geometry. In STT, the free layer generally sits on top of the MTJ stack (bottom pinned stacks), and an overreach in oxide allows for good MgO sidewall cleaning limiting risks of defective (shorted) devices. In the case of SOT, the free layer is at the bottom (top pinned stack), and the etching of the MTJ has to be precise enough to stop on the thin SOT channel (typically <5 nm) without degrading



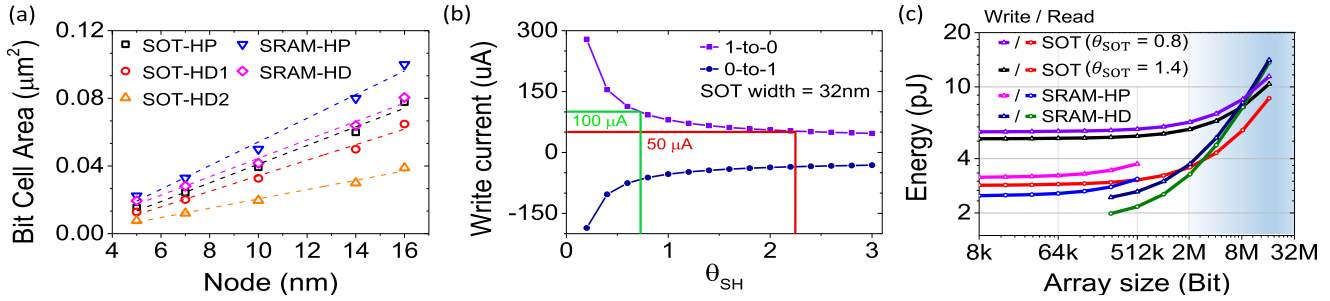


Fig. 21. (a) Bit cell area projection based on averaged foundries specs (SRAM), for three classes of SOT-MTJ design targeting HD and HP replacement of SRAM. (b) Critical switching current scaling as a function of spin all angle for a 32 nm width SOT track, 4 nm thick, and MTJ with  $B_K = 0.3$  T and  $B_X = 30$  mT. (c) Energy consumption including periphery versus array size at 5 nm node benchmarked against SRAM.

its conductivity nor causing vertical shorts due to metal re-deposition on tunnel barrier sidewalls [9], [491]. Meanwhile, scaling the density (typically targeting pitch  $< 100$  nm, MTJ  $\approx 30$  nm) tends to enhance the risk of metal re-deposition due to shadowing effects, calling for specific SOT-MTJ etch module development. Regarding the SOT track etch module, the major challenge is the alignment precision (ideally an auto-alignment) and the width minimization with respect to MTJ diameter in order to maximize the write efficiency and minimize the total charge current.

2) *Performance Challenges*: At the beginning of this article, we have provided some targets for future SOT-MRAM in Fig. 1. Here, we address the challenges in realizing these targets. The read and write latencies (including delay time in access lines) should be  $\approx 0.5$ –4 ns for the typical target applications (high performance (HP) versus HD). While the writing speed is largely matched, the latency is affected by density and routing parasitic effects. It will require low writing currents ( $< 100 \mu\text{A}$ ) and notably low access lines resistance, which makes it challenging to achieve the lowest technology nodes [10]. The reading latency is directly linked to the minimum current detectable by the periphery sense amplifiers, ON/OFF ratio (TMR target  $> 150\%$ ), resistance–area ( $RA \approx 4 \Omega \cdot \mu\text{m}^2$ ) product, and cell design (capacitance of the read bitline).

In addition, any technology suitable for embedded memory applications must be compatible with an advanced back-end line processing of CMOS chips, which typically requires deposition of the low- $k$  dielectric at  $400^\circ\text{C}$  for times varying from 30 min to hours. Hence, reaching these performances will demand strong stack engineering development efforts to reach a  $400^\circ\text{C}$  thermal budget while maintaining sufficient thermal stability of the free layers (from months to years) and reference layer (years) with new SOT materials (optimized SOT efficiency and conductivity). The TMR is already reaching its targets [11], [408] and should reach the typical target of 250% by improved MTJ tunnel barrier processing methods. Such progress would minimize read error rates and periphery area.

More critically, implementing commercial SOT-MRAMs requires the reduction of the critical switching current while preserving the device functionality and speed. The most straightforward approach is downscaling. A realistic cell dimension for a sub-28 nm node would consist of an MTJ

with a diameter of 30–35 nm placed on top of a nearly equal wide SOT-line (32–40 nm). State-of-the-art perpendicular magnetic anisotropy SOT-MTJ would require a critical current of  $\approx 250 \mu\text{A}$  at a nanosecond time scale with  $\theta_{\text{SOT}} \approx 0.4$  [319], [324], which is still insufficient. Based on simplified critical switching current assumptions [28] combined with experimental data, increasing  $\theta_{\text{SOT}} > 0.8$  is key to achieve sub-100  $\mu\text{A}$  currents [see Fig. 21(b)], calling for the introduction of new materials, as discussed in Section III. However, while any  $\theta_{\text{SOT}}$  gain will be beneficial, milestones of 1.4 seem already reasonable, noting that further increase will have lower impact because of the  $1/\theta_{\text{SOT}}$  scaling of critical current.

Care is required when discussing device characteristics before drawing conclusions at the circuit and especially at the application level. Researchers have explored different SOT materials for maximizing array-level read/write performance by considering the parasitic resistances and capacitances of the access lines [492]. This array-level work highlights the importance of improving  $\theta_{\text{SOT}}$  at the device level. At the system level, having a cache with a larger capacity (due to the better density of SOT-MRAM) in a hybrid SOT-MRAM/SRAM can achieve better performance than SRAM alone [310]. Future device-technology and device-algorithm co-optimizations require further exploration.

3) *Design and System Challenges*: In order to minimize footprint and be competitive with other technologies in terms of areal density, a three-terminal MTJ cell should match the power performances of a single CMOS transistor in terms of voltage and current delivery. Typically, a transistor in sub-28 nm nodes can deliver from 0.7 to 1.1 V, which is already largely achievable [11], [324], [408], and currents on the order of 150  $\mu\text{A}$ . Preliminary cell size analysis shows that standard SOT-MRAM designs are moderately competitive [see Fig. 21(a)] because of the overly large number of control terminals (five terminals) that are dominating the cell area. However, it is possible to reduce the number of terminals in an SOT bit cell by sharing some of them through smart designs or combined physics (e.g., SOT + STT write), leading to a cell that can be 40% denser than SRAM cells [10] (SOT-HD1). Yoda *et al.* [493] proposed to pattern multi-pillars on the same tracks to extend the density even further, with a bit selectivity operated by voltage-controlled magnetic anisotropy, bringing density close to that of STT (SOT-HD2), but impacting read speeds due to a larger RA product. Interestingly, a mix of

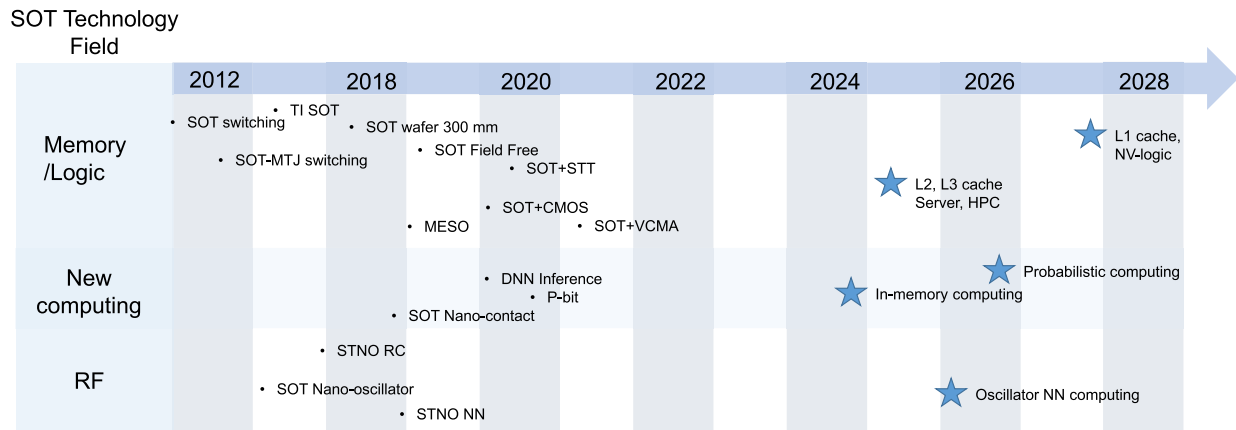


Fig. 22. Historical and potential developments in three SOT technology fields: memory/logic, new computing, and RF (radio frequency). MESO: magneto-electric spin-orbit (logic) [494]. VCMA: voltage-controlled magnetic anisotropy. HPC: high-performance computing. NV-logic: nonvolatile-logic. P-bit: probabilistic bit. RC: reservoir computing.

these designs could be combined on the same die, such as implementing HD and HP computing based on only SOT (and STT) MRAM.

Based on such assumptions, system-level evaluation at 5 nm node [10] shows that read/write in SOT-MRAM becomes more energy-efficient compared with HP-SRAM at 0.4 MB (max L1 capacity). It crosses HD-SRAM at 2/8 MB for read/write, due to the exponential increase of SRAM standby power with increasing capacity [see Fig. 21(c)]. In line with some foundries stopping the scaling race, working at higher technology node (typically 22 nm) would be more beneficial, as SOT-MTJ dimension could remain similar, but routing parasitics would need to be consequently reduced. One can expect that with recent large-scale processing developed by companies and research and development institutes [9], [11], [408], including co-integration with CMOS, more demonstration on the potential and performances of SOT for replacing SRAM will be shown in the near future.

## V. CONCLUSION

Overall, SOTs have proved to be an exciting new opportunity for efficient electrical control of magnetization states. We list a few points of historical and potential developments in Fig. 22. They present a surprisingly rich array of fundamental physics that encompasses bulk, interface, and intrinsic and extrinsic phenomena. At the same time, their basic properties are deeply rooted in the symmetry properties of the materials and systems. The materials palette for generating SOTs is rich and varied. It includes elemental metals and simple alloys, but it also builds on a wide variety of quantum materials, including TIs, Weyl semimetals, and 2-D van der Waals materials. At the same time, even magnetically ordered materials provide new perspectives for spin current generation. Just as varied as the available materials is the range of potential applications. The most immediate impact will most likely be for solid-state memory devices for conventional architectures and novel computational paradigms, which value a colocation of logic and data storage functionalities. However, even more, unusual applications may include the generation and detection of electromagnetic radiation ranging from microwaves up to the terahertz spectrum. If the past decade of explosive

research investigations is an indication of future scientific and engineering developments, then we can expect that spin-orbit coupling phenomena will continue to transform spintronic applications for sustainable new technologies.

## ACKNOWLEDGMENT

Qiming Shao, Peng Li, and Wei Zhang coordinated this roadmap. The work of Wei Zhang was supported by the National Science Foundation under Award ECCS-1941426. The work of Qiming Shao was supported by the Hong Kong Research Grants Council–Early Career Scheme under Grant 26200520. The work of Luqiao Liu was supported by the National Science Foundation under Award ECCS-1808826. The work of Hyunsoo Yang was supported in part by the Advanced Manufacturing and Engineering- Individual Research Grant (AME-IRG) through RIE2020 funds under Grant A1983c0037 and in part by the NUS Hybrid-Integrated Flexible Electronic Systems Program. The work of Shunsuke Fukami was supported in part by the Japan Society for the Promotion of Science (JSPS) Kakenhi under Grant 19H05622 and in part by JST-CREST under Grant JPMJCR19K3. The work of Frank Freimuth and Yuriy Mokrousov was supported by the Deutsche Forschungsgemeinschaft (DFG, German Research Foundation) under Grant TRR 173-268565370 (Project A11). The work of Axel Hoffmann and Mark Stiles were supported by Quantum Materials for Energy Efficient Neuromorphic Computing, an Energy Frontier Research Center funded by the U.S. DOE, Office of Science, under Award DE-SC0019273. The work of Kevin Garello was supported by the IMEC’s Industrialization Affiliation Program on magnetoresistive random-access memory (MRAM) devices. The authors would like to thank Laith Alahmed for his careful reading of the manuscript.

## REFERENCES

- [1] H.-S. P. Wong and S. Salahuddin, “Memory leads the way to better computing,” *Nature Nanotechnol.*, vol. 10, no. 3, p. 191, 2015, doi: [10.1038/nnano.2015.29](https://doi.org/10.1038/nnano.2015.29).
- [2] S. S. P. Parkin, M. Hayashi, and L. Thomas, “Magnetic domain-wall racetrack memory,” *Science*, vol. 320, no. 5873, pp. 190–194, Apr. 2008, doi: [10.1126/science.1145799](https://doi.org/10.1126/science.1145799).

- [3] A. D. Kent and D. C. Worledge, "A new spin on magnetic memories," *Nature Nanotechnol.*, vol. 10, no. 3, pp. 187–191, Mar. 2015, doi: [10.1038/nnano.2015.24](#).
- [4] K. L. Wang, J. G. Alzate, and P. K. Amiri, "Low-power non-volatile spintronic memory: STT-RAM and beyond," *J. Phys. D, Appl. Phys.*, vol. 46, no. 7, p. 74003, Feb. 2013, doi: [10.1088/0022-3727/46/7/074003](#).
- [5] I. Ahmed, Z. Zhao, M. G. Mankalale, S. S. Sapatnekar, J.-P. Wang, and C. H. Kim, "A comparative study between spin-transfer-torque and spin-Hall-effect switching mechanisms in PMTJ using SPICE," *IEEE J. Explor. Solid-State Comput. Devices Circuits*, vol. 3, pp. 74–82, Dec. 2017, doi: [10.1109/JXCDC.2017.2762699](#).
- [6] J. G. Alzate *et al.*, "2 MB array-level demonstration of STT-MRAM process and performance towards L4 cache applications," in *IEDM Tech. Dig.*, Dec. 2019, pp. 2.4.1–2.4.4, doi: [10.1109/IEDM19573.2019.8993474](#).
- [7] L. Liu, C.-F. Pai, Y. Li, H. W. Tseng, D. C. Ralph, and R. A. Buhrman, "Spin-torque switching with the giant spin Hall effect of tantalum," *Science*, vol. 336, no. 6081, pp. 555–558, May 2012, doi: [10.1126/science.1218197](#).
- [8] I. M. Miron *et al.*, "Perpendicular switching of a single ferromagnetic layer induced by in-plane current injection," *Nature*, vol. 476, no. 7359, pp. 189–193, Aug. 2011, doi: [10.1038/nature10309](#).
- [9] K. Garello *et al.*, "SOT-MRAM 300 MM integration for low power and ultrafast embedded memories," in *Proc. IEEE Symp. VLSI Circuits*, Jun. 2018, pp. 81–82, doi: [10.1109/VLSICircuits.2018.8502269](#).
- [10] M. Gupta *et al.*, "High-density SOT-MRAM technology and design specifications for the embedded domain at 5 nm node," in *IEDM Tech. Dig.*, Dec. 2020, pp. 24–25.
- [11] M. Natsui *et al.*, "Dual-port field-free SOT-MRAM achieving 90-MHz read and 60-MHz write operations under 55-nm CMOS technology and 1.2-V supply voltage," in *Proc. IEEE Symp. VLSI Circuits*, Jun. 2020, pp. 1–2, doi: [10.1109/VLSICircuits18222.2020.9162774](#).
- [12] M. I. Dyakonov and V. I. Perel, "Current-induced spin orientation of electrons in semiconductors," *Phys. Lett. A*, vol. 35, no. 6, pp. 459–460, Jul. 1971, doi: [10.1016/0375-9601\(71\)90196-4](#).
- [13] J. Sinova, S. O. Valenzuela, J. Wunderlich, C. H. H. Back, and T. Jungwirth, "Spin Hall effects," *Rev. Mod. Phys.*, vol. 87, no. 4, p. 1213, 2015, doi: [10.1103/RevModPhys.87.1213](#).
- [14] V. M. Edelstein, "Spin polarization of conduction electrons induced by electric current in two-dimensional asymmetric electron systems," *Solid State Commun.*, vol. 73, no. 3, pp. 233–235, Jan. 1990.
- [15] A. Manchon, H. C. Koo, J. Nitta, S. M. Frolov, and R. A. Duine, "New perspectives for Rashba spin-orbit coupling," *Nature Mater.*, vol. 14, no. 9, pp. 871–882, Sep. 2015, doi: [10.1038/nmat4360](#).
- [16] H. Kontani, T. Tanaka, D. S. Hirashima, K. Yamada, and J. Inoue, "Giant orbital Hall effect in transition metals: Origin of large spin and anomalous Hall effects," *Phys. Rev. Lett.*, vol. 102, no. 1, p. 16601, Jan. 2009.
- [17] D. Jo, D. Go, and H.-W. Lee, "Gigantic intrinsic orbital Hall effects in weakly spin-orbit coupled metals," *Phys. Rev. B, Condens. Matter*, vol. 98, no. 21, Dec. 2018, Art. no. 214405.
- [18] F. Freimuth, S. Blügel, and Y. Mokrousov, "The inverse thermal spin-orbit torque and the relation of the Dzyaloshinskii-Moriya interaction to ground-state energy currents," *J. Phys., Condens. Matter*, vol. 28, no. 31, Aug. 2016, Art. no. 316001.
- [19] G. Géranton, F. Freimuth, S. Blügel, and Y. Mokrousov, "Spin-orbit torques in L1<sub>0</sub>-FePt/Pt thin films driven by electrical and thermal currents," *Phys. Rev. B, Condens. Matter*, vol. 91, no. 1, p. 14417, Jan. 2015.
- [20] Y. Wang *et al.*, "Magnetization switching by magnon-mediated spin torque through an antiferromagnetic insulator," *Science*, vol. 366, no. 6469, pp. 1125–1128, Nov. 2019, doi: [10.1126/science.aav8076](#).
- [21] J. Han, P. Zhang, J. T. Hou, S. A. Siddiqui, and L. Liu, "Mutual control of coherent spin waves and magnetic domain walls in a magnonic device," *Science*, vol. 366, no. 6469, pp. 1121–1125, Nov. 2019, doi: [10.1126/science.aau2610](#).
- [22] Y. Fan *et al.*, "Electric-field control of spin-orbit torque in a magnetically doped topological insulator," *Nature Nanotechnol.*, vol. 11, no. 4, pp. 352–359, Apr. 2016, doi: [10.1038/nnano.2015.294](#).
- [23] K. Cai *et al.*, "Electric field control of deterministic current-induced magnetization switching in a hybrid ferromagnetic/ferroelectric structure," *Nature Mater.*, vol. 16, no. 7, pp. 712–716, Jul. 2017, doi: [10.1038/nmat4886](#).
- [24] M. Filianina *et al.*, "Electric-field control of spin-orbit torques in perpendicularly magnetized W/CoFeB/MgO films," *Phys. Rev. Lett.*, vol. 124, no. 21, May 2020, Art. no. 217701, doi: [10.1103/PhysRevLett.124.217701](#).
- [25] K. L. Wang *et al.*, "Electric-field control of spin-orbit interaction for low-power spintronics," *Proc. IEEE*, vol. 104, no. 10, pp. 1974–2008, Oct. 2016, doi: [10.1109/jproc.2016.2573836](#).
- [26] J.-P. Wang *et al.*, "A pathway to enable exponential scaling for the beyond-CMOS era," in *Proc. 54th Annu. Design Automat. Conf.*, Jun. 2017, pp. 1–6, doi: [10.1145/3061639.3072942](#).
- [27] N. Locatelli, V. Cros, and J. Grollier, "Spin-torque building blocks," *Nature Mater.*, vol. 13, no. 1, pp. 11–20, Jan. 2014, doi: [10.1038/nmat3823](#).
- [28] S.-W. Lee and K.-J. Lee, "Emerging three-terminal magnetic memory devices," *Proc. IEEE*, vol. 104, no. 10, pp. 1831–1843, Oct. 2016, doi: [10.1109/JPROC.2016.2543782](#).
- [29] A. Manchon and S. Zhang, "Theory of nonequilibrium intrinsic spin torque in a single nanomagnet," *Phys. Rev. B, Condens. Matter*, vol. 78, no. 21, Dec. 2008, Art. no. 212405, doi: [10.1103/PhysRevB.78.212405](#).
- [30] A. Qaiumzadeh, R. A. Duine, and M. Titov, "Spin-orbit torques in two-dimensional Rashba ferromagnets," *Phys. Rev. B, Condens. Matter*, vol. 92, no. 1, Jul. 2015, Art. no. 014402, doi: [10.1103/PhysRevB.92.014402](#).
- [31] T. Gao *et al.*, "Intrinsic spin-orbit torque arising from the berry curvature in a metallic-magnet/Cu-oxide interface," *Phys. Rev. Lett.*, vol. 121, no. 1, Jul. 2018, Art. no. 017202, doi: [10.1103/PhysRevLett.121.017202](#).
- [32] L. Liu, T. Moriyama, D. C. Ralph, and R. A. Buhrman, "Spin-torque ferromagnetic resonance induced by the spin Hall effect," *Phys. Rev. Lett.*, vol. 106, no. 3, p. 36601, Jan. 2011, doi: [10.1103/PhysRevLett.106.036601](#).
- [33] K. Ando *et al.*, "Electric manipulation of spin relaxation using the spin Hall effect," *Phys. Rev. Lett.*, vol. 101, no. 3, p. 36601, Jul. 2008, doi: [10.1103/PhysRevLett.101.036601](#).
- [34] H. Kurebayashi *et al.*, "An antidamping spin-orbit torque originating from the berry curvature," *Nature Nanotechnol.*, vol. 9, no. 3, pp. 211–217, Mar. 2014, doi: [10.1038/nnano.2014.15](#).
- [35] V. K. Kalevich and V. L. Korenev, "Effect of electric field on the optical orientation of 2D-electrons," *JETP Lett.*, vol. 52, pp. 230–235, Aug. 1990.
- [36] P. M. Haney, H.-W. Lee, K.-J. Lee, A. Manchon, and M. D. Stiles, "Current induced torques and interfacial spin-orbit coupling: Semi-classical modeling," *Phys. Rev. B, Condens. Matter*, vol. 87, no. 17, May 2013, Art. no. 174411.
- [37] K. Garello *et al.*, "Symmetry and magnitude of spin-orbit torques in ferromagnetic heterostructures," *Nature Nanotechnol.*, vol. 8, no. 8, p. 587, 2013.
- [38] K. D. Belashchenko, A. A. Kovalev, and M. van Schilfgaarde, "First-principles calculation of spin-orbit torque in a Co/Pt bilayer," *Phys. Rev. Mater.*, vol. 3, no. 1, p. 11401, Jan. 2019.
- [39] D. MacNeill, G. M. Stiehl, M. H. D. Guimarães, R. A. Buhrman, J. Park, and D. C. Ralph, "Control of spin-orbit torques through crystal symmetry in WTe<sub>2</sub>/ferromagnet bilayers," *Nature Phys.*, vol. 13, no. 3, pp. 300–305, Mar. 2017, doi: [10.1038/nphys3933](#).
- [40] T. Taniguchi, J. Grollier, and M. D. Stiles, "Spin-transfer torques generated by the anomalous Hall effect and anisotropic magnetoresistance," *Phys. Rev. A, Gen. Phys.*, vol. 3, no. 4, p. 44001, Apr. 2015, doi: [10.1103/PhysRevApplied.3.044001](#).
- [41] V. P. Amin and M. D. Stiles, "Spin transport at interfaces with spin-orbit coupling: Formalism," *Phys. Rev. B, Condens. Matter*, vol. 94, no. 10, Sep. 2016, Art. no. 104419, doi: [10.1103/PhysRevB.94.104419](#).
- [42] V. P. Amin and M. D. Stiles, "Spin transport at interfaces with spin-orbit coupling: Phenomenology," *Phys. Rev. B, Condens. Matter*, vol. 94, no. 10, Sep. 2016, Art. no. 104420, doi: [10.1103/PhysRevB.94.104420](#).
- [43] S.-H.-C. Back *et al.*, "Spin currents and spin-orbit torques in ferromagnetic trilayers," *Nature Mater.*, vol. 17, no. 6, pp. 509–513, Jun. 2018, doi: [10.1038/s41563-018-0041-5](#).
- [44] W. Wang *et al.*, "Anomalous spin-orbit torques in magnetic single-layer films," *Nature Nanotechnol.*, vol. 14, no. 9, pp. 819–824, Jul. 2019, doi: [10.1038/s41565-019-0504-0](#).
- [45] F. Freimuth, S. Blügel, and Y. Mokrousov, "Spin-orbit torques in Co/Pt(111) and Mn/W(001) magnetic bilayers from first principles," *Phys. Rev. B, Condens. Matter*, vol. 90, no. 17, Nov. 2014, Art. no. 174423.
- [46] L. Wang, R. J. H. Wesselink, Y. Liu, Z. Yuan, K. Xia, and P. J. Kelly, "Giant room temperature interface spin Hall and inverse spin Hall effects," *Phys. Rev. Lett.*, vol. 116, no. 19, May 2016, Art. no. 196602.
- [47] F. Mahfouzi and N. Kioussis, "First-principles study of the angular dependence of the spin-orbit torque in Pt/Co and Pd/Co bilayers," *Phys. Rev. B, Condens. Matter*, vol. 97, no. 22, Jun. 2018, Art. no. 224426.



- [48] K. D. Belashchenko, A. A. Kovalev, and M. van Schilfgaarde, "Interfacial contributions to spin-orbit torque and magnetoresistance in ferromagnet/heavy-metal bilayers," *Phys. Rev. B, Condens. Matter*, vol. 101, no. 2, p. 20407, Jan. 2020.
- [49] F. Mahfouzi, R. Mishra, P.-H. Chang, H. Yang, and N. Kioussis, "Microscopic origin of spin-orbit torque in ferromagnetic heterostructures: A first-principles approach," *Phys. Rev. B, Condens. Matter*, vol. 101, no. 6, p. 60405, Feb. 2020.
- [50] D. Go and H.-W. Lee, "Orbital torque: Torque generation by orbital current injection," *Phys. Rev. Res.*, vol. 2, no. 1, p. 13177, Feb. 2020.
- [51] D. Go *et al.*, "Theory of current-induced angular momentum transfer dynamics in spin-orbit coupled systems," *Phys. Rev. Res.*, vol. 2, no. 3, Sep. 2020, Art. no. 033401, doi: [10.1103/PhysRevResearch.2.033401](https://doi.org/10.1103/PhysRevResearch.2.033401).
- [52] S. Ding *et al.*, "Harnessing orbital-to-spin conversion of interfacial orbital currents for efficient spin-orbit torques," *Phys. Rev. Lett.*, vol. 125, no. 17, Oct. 2020, Art. no. 177201, doi: [10.1103/PhysRevLett.125.177201](https://doi.org/10.1103/PhysRevLett.125.177201).
- [53] G. E. W. Bauer, E. Saitoh, and B. J. van Wees, "Spin caloritronics," *Nature Mater.*, vol. 11, no. 5, pp. 391–399, May 2012, doi: [10.1038/nmat3301](https://doi.org/10.1038/nmat3301).
- [54] H. Yu, S. D. Brechet, and J.-P. Ansermet, "Spin caloritronics, origin and outlook," *Phys. Lett. A*, vol. 381, no. 9, pp. 825–837, Mar. 2017, doi: [10.1016/j.physleta.2016.12.038](https://doi.org/10.1016/j.physleta.2016.12.038).
- [55] V. Popescu *et al.*, "Spin caloric transport from density-functional theory," *J. Phys. D, Appl. Phys.*, vol. 52, no. 7, p. 73001, 2018.
- [56] S. Meyer *et al.*, "Observation of the spin Nernst effect," *Nature Mater.*, vol. 16, no. 10, pp. 977–981, Oct. 2017, doi: [10.1038/nmat4964](https://doi.org/10.1038/nmat4964).
- [57] J.-M. Kim *et al.*, "Observation of thermal spin-orbit torque in W/CoFeB/MgO structures," *Nano Lett.*, vol. 20, no. 11, pp. 7803–7810, Nov. 2020, doi: [10.1021/acs.nanolett.0c01702](https://doi.org/10.1021/acs.nanolett.0c01702).
- [58] C. Safranski *et al.*, "Spin caloritronic nano-oscillator," *Nature Commun.*, vol. 8, no. 1, p. 117, Dec. 2017, doi: [10.1038/s41467-017-00184-5](https://doi.org/10.1038/s41467-017-00184-5).
- [59] J. Wang, "Mechanical control of magnetic order: From phase transition to skyrmions," *Annu. Rev. Mater. Res.*, vol. 49, no. 1, pp. 361–388, Jul. 2019.
- [60] Q. Wang, J. Domann, G. Yu, A. Barra, K. L. Wang, and G. P. Carman, "Strain-mediated spin-orbit-torque switching for magnetic memory," *Phys. Rev. A, Gen. Phys.*, vol. 10, no. 3, Sep. 2018, Art. no. 034052, doi: [10.1103/PhysRevApplied.10.034052](https://doi.org/10.1103/PhysRevApplied.10.034052).
- [61] T. Nan *et al.*, "A strain-mediated magnetoelectric-spin-torque hybrid structure," *Adv. Funct. Mater.*, vol. 29, no. 6, Feb. 2019, Art. no. 1806371, doi: [10.1002/adfm.201806371](https://doi.org/10.1002/adfm.201806371).
- [62] X. Chen *et al.*, "Electric field control of Néel spin-orbit torque in an antiferromagnet," *Nature Mater.*, vol. 18, no. 9, pp. 931–935, Sep. 2019, doi: [10.1038/s41563-019-0424-2](https://doi.org/10.1038/s41563-019-0424-2).
- [63] J. C. Slonczewski, "Current-driven excitation of magnetic multilayers," *J. Magn. Magn. Mater.*, vol. 159, nos. 1–2, pp. L1–L7, 1996, doi: [10.1016/0304-8853\(96\)00062-5](https://doi.org/10.1016/0304-8853(96)00062-5).
- [64] L. Berger, "Emission of spin waves by a magnetic multilayer traversed by a current," *Phys. Rev. B, Condens. Matter*, vol. 54, no. 13, p. 9353, 1996, doi: [10.1103/PhysRevB.54.9353](https://doi.org/10.1103/PhysRevB.54.9353).
- [65] A. Brataas, A. D. Kent, and H. Ohno, "Current-induced torques in magnetic materials," *Nat. Mater.*, vol. 11, no. 5, p. 372, 2012, doi: [10.1038/nmat3311](https://doi.org/10.1038/nmat3311).
- [66] J. Bass and W. P. Pratt, "Spin-diffusion lengths in metals and alloys, and spin-flipping at metal/metal interfaces: An experimentalist's critical review," *J. Phys., Condens. Matter*, vol. 19, no. 18, May 2007, Art. no. 183201, doi: [10.1088/0953-8984/19/18/183201](https://doi.org/10.1088/0953-8984/19/18/183201).
- [67] A. V. Chumak, V. I. Vasyuchka, A. A. Serga, and B. Hillebrands, "Magnon spintronics," *Nature Phys.*, vol. 11, no. 6, p. 453, 2005, doi: [10.1038/nphys3347](https://doi.org/10.1038/nphys3347).
- [68] Y. Kajiwara *et al.*, "Transmission of electrical signals by spin-wave interconversion in a magnetic insulator," *Nature*, vol. 464, no. 7286, p. 262, 2010, doi: [10.1038/nature08876](https://doi.org/10.1038/nature08876).
- [69] L. J. Cornelissen, J. Liu, R. A. Duine, J. B. Youssef, and B. J. Van Wees, "Long-distance transport of magnon spin information in a magnetic insulator at room temperature," *Nature Phys.*, vol. 11, no. 12, p. 1022, 2015, doi: [10.1038/nphys3465](https://doi.org/10.1038/nphys3465).
- [70] W. Yuan *et al.*, "Experimental signatures of spin superfluid ground state in canted antiferromagnet Cr<sub>2</sub>O<sub>3</sub> via nonlocal spin transport," *Sci. Adv.*, vol. 4, no. 4, Apr. 2018, Art. no. eaat1098, doi: [10.1126/sciadv.aat1098](https://doi.org/10.1126/sciadv.aat1098).
- [71] R. Lebrun *et al.*, "Tunable long-distance spin transport in a crystalline antiferromagnetic iron oxide," *Nature*, vol. 561, no. 7722, p. 222, 2018, doi: [10.1038/s41586-018-0490-7](https://doi.org/10.1038/s41586-018-0490-7).
- [72] A. Barman *et al.*, "The 2021 magnonics roadmap," *J. Phys., Condens. Matter*, Mar. 2021, doi: [10.1088/1361-648X/abec1a](https://doi.org/10.1088/1361-648X/abec1a).
- [73] A. R. Mellnik *et al.*, "Spin-transfer torque generated by a topological insulator," *Nature*, vol. 511, no. 7510, pp. 449–451, Jul. 2014, doi: [10.1038/nature13534](https://doi.org/10.1038/nature13534).
- [74] Y. Wang *et al.*, "Topological surface states originated spin-orbit torques in Bi<sub>2</sub>Se<sub>3</sub>," *Phys. Rev. Lett.*, vol. 114, no. 25, Jun. 2015, Art. no. 257202, doi: [10.1103/PhysRevLett.114.257202](https://doi.org/10.1103/PhysRevLett.114.257202).
- [75] M. D'yakonov and V. Perel, "Possibility of orienting electron spins with current," *Sov. J. Exp. Theor. Phys. Lett.*, vol. 13, p. 467, Jun. 1971.
- [76] J. E. Hirsch, "Spin Hall effect," *Phys. Rev. Lett.*, vol. 83, no. 9, p. 1834, Aug. 1999, doi: [10.1103/PhysRevLett.83.1834](https://doi.org/10.1103/PhysRevLett.83.1834).
- [77] A. Hoffmann, "Spin Hall effects in metals," *IEEE Trans. Magn.*, vol. 49, no. 10, pp. 5172–5193, Oct. 2013, doi: [10.1109/tmag.2013.2262947](https://doi.org/10.1109/tmag.2013.2262947).
- [78] S. O. Valenzuela and M. Tinkham, "Direct electronic measurement of the spin Hall effect," *Nature*, vol. 442, no. 7099, pp. 176–179, Jul. 2006, doi: [10.1038/nature04937](https://doi.org/10.1038/nature04937).
- [79] E. Saitoh, M. Ueda, H. Miyajima, and G. Tatara, "Conversion of spin current into charge current at room temperature: Inverse spin-Hall effect," *Appl. Phys. Lett.*, vol. 88, no. 18, May 2006, Art. no. 182509, doi: [10.1063/1.2199473](https://doi.org/10.1063/1.2199473).
- [80] C.-F. Pai, L. Liu, Y. Li, H. W. Tseng, D. C. Ralph, and R. A. Buhrman, "Spin transfer torque devices utilizing the giant spin Hall effect of tungsten," *Appl. Phys. Lett.*, vol. 101, no. 12, Sep. 2012, Art. no. 122404, doi: [10.1063/1.4753947](https://doi.org/10.1063/1.4753947).
- [81] A. Manchon *et al.*, "Current-induced spin-orbit torques in ferromagnetic and antiferromagnetic systems," *Rev. Mod. Phys.*, vol. 91, no. 3, p. 35004, Sep. 2019, doi: [10.1103/RevModPhys.91.035004](https://doi.org/10.1103/RevModPhys.91.035004).
- [82] X. Qiu, Z. Shi, W. Fan, S. Zhou, and H. Yang, "Characterization and manipulation of spin orbit torque in magnetic heterostructures," *Adv. Mater.*, vol. 30, no. 17, Apr. 2018, Art. no. 1705699, doi: [10.1002/adma.201705699](https://doi.org/10.1002/adma.201705699).
- [83] V. P. Amin, J. Zemen, and M. D. Stiles, "Interface-generated spin currents," *Phys. Rev. Lett.*, vol. 121, no. 13, Sep. 2018, Art. no. 136805.
- [84] R. Ramaswamy, J. M. Lee, K. Cai, and H. Yang, "Recent advances in spin-orbit torques: Moving towards device applications," *Appl. Phys. Rev.*, vol. 5, no. 3, Sep. 2018, Art. no. 031107, doi: [10.1063/1.5041793](https://doi.org/10.1063/1.5041793).
- [85] O. Mosendz, J. E. Pearson, F. Y. Fradin, G. E. W. Bauer, S. D. Bader, and A. Hoffmann, "Quantifying spin Hall angles from spin pumping: Experiments and theory," *Phys. Rev. Lett.*, vol. 104, no. 4, p. 46601, Jan. 2010.
- [86] O. Mosendz *et al.*, "Detection and quantification of inverse spin Hall effect from spin pumping in permalloy/normal metal bilayers," *Phys. Rev. B, Condens. Matter*, vol. 82, no. 21, Dec. 2010, Art. no. 214403.
- [87] W. Zhang, V. Vlaminck, J. E. Pearson, R. Divan, S. D. Bader, and A. Hoffmann, "Determination of the Pt spin diffusion length by spin-pumping and spin Hall effect," *Appl. Phys. Lett.*, vol. 103, no. 24, Dec. 2013, Art. no. 242414.
- [88] M. Althammer *et al.*, "Quantitative study of the spin Hall magnetoresistance in ferromagnetic insulator/normal metal hybrids," *Phys. Rev. B, Condens. Matter*, vol. 87, no. 22, Jun. 2013, Art. no. 224401, doi: [10.1103/PhysRevB.87.224401](https://doi.org/10.1103/PhysRevB.87.224401).
- [89] M.-H. Nguyen, D. C. Ralph, and R. A. Buhrman, "Spin torque study of the spin Hall conductivity and spin diffusion length in platinum thin films with varying resistivity," *Phys. Rev. Lett.*, vol. 116, no. 12, Mar. 2016, Art. no. 126601, doi: [10.1103/PhysRevLett.116.126601](https://doi.org/10.1103/PhysRevLett.116.126601).
- [90] X. Fan *et al.*, "Quantifying interface and bulk contributions to spin-orbit torque in magnetic bilayers," *Nature Commun.*, vol. 5, no. 1, p. 3042, May 2014, doi: [10.1038/ncomms4042](https://doi.org/10.1038/ncomms4042).
- [91] Y. Wang, P. Deorani, X. Qiu, J. H. Kwon, and H. Yang, "Determination of intrinsic spin Hall angle in Pt," *Appl. Phys. Lett.*, vol. 105, no. 15, Oct. 2014, Art. no. 152412, doi: [10.1063/1.4898593](https://doi.org/10.1063/1.4898593).
- [92] X. Qiu *et al.*, "Angular and temperature dependence of current induced spin-orbit effective fields in Ta/CoFeB/MgO nanowires," *Sci. Rep.*, vol. 4, no. 1, p. 4491, May 2015, doi: [10.1038/srep04491](https://doi.org/10.1038/srep04491).
- [93] J. Yu, X. Qiu, W. Legrand, and H. Yang, "Large spin-orbit torques in Pt/Co-Ni/W heterostructures," *Appl. Phys. Lett.*, vol. 109, no. 4, Jul. 2016, Art. no. 042403, doi: [10.1063/1.5495958](https://doi.org/10.1063/1.5495958).
- [94] G. Y. Guo, S. Murakami, T.-W. Chen, and N. Nagaosa, "Intrinsic spin Hall effect in platinum: First-principles calculations," *Phys. Rev. Lett.*, vol. 100, no. 9, p. 96401, Mar. 2008, doi: [10.1103/PhysRevLett.100.096401](https://doi.org/10.1103/PhysRevLett.100.096401).
- [95] T. Tanaka *et al.*, "Intrinsic spin Hall effect and orbital Hall effect in 4d and 5d transition metals," *Phys. Rev. B, Condens. Matter*, vol. 77, no. 16, 2008, Art. no. 165117, doi: [10.1103/PhysRevB.77.165117](https://doi.org/10.1103/PhysRevB.77.165117).
- [96] M. Gradhand, D. V. Fedorov, P. Zahn, and I. Mertig, "Extrinsic spin Hall effect from first principles," *Phys. Rev. Lett.*, vol. 104, no. 18, May 2010, Art. no. 186403, doi: [10.1103/PhysRevLett.104.186403](https://doi.org/10.1103/PhysRevLett.104.186403).

- [97] M. Gradhand, D. V. Fedorov, P. Zahn, and I. Mertig, "Spin Hall angle versus spin diffusion length: Tailored by impurities," *Phys. Rev. B, Condens. Matter*, vol. 81, no. 24, Jun. 2010, Art. no. 245109, doi: [10.1103/PhysRevB.81.245109](https://doi.org/10.1103/PhysRevB.81.245109).
- [98] Y. Niimi *et al.*, "Giant spin Hall effect induced by skew scattering from bismuth impurities inside thin film CuBi alloys," *Phys. Rev. Lett.*, vol. 109, no. 15, Oct. 2012, doi: [10.1103/PhysRevLett.109.156602](https://doi.org/10.1103/PhysRevLett.109.156602).
- [99] Y. Niimi *et al.*, "Extrinsic spin Hall effects measured with lateral spin valve structures," *Phys. Rev. B, Condens. Matter*, vol. 89, no. 5, p. 54401, Feb. 2014.
- [100] R. Ramaswamy *et al.*, "Extrinsic spin Hall effect in  $\text{Cu}_{1-x}\text{Pt}_x$ ," *Phys. Rev. A, Gen. Phys.*, vol. 8, no. 2, Aug. 2017, Art. no. 024034, doi: [10.1103/PhysRevApplied.8.024034](https://doi.org/10.1103/PhysRevApplied.8.024034).
- [101] P. Laczowski *et al.*, "Large enhancement of the spin Hall effect in Au by side-jump scattering on Ta impurities," *Phys. Rev. B, Condens. Matter*, vol. 96, no. 14, Oct. 2017, Art. no. 140405.
- [102] P. Laczowski *et al.*, "Experimental evidences of a large extrinsic spin Hall effect in AuW alloy," *Appl. Phys. Lett.*, vol. 104, no. 14, Apr. 2014, Art. no. 142403.
- [103] M.-H. Nguyen, M. Zhao, D. C. Ralph, and R. A. Buhrman, "Enhanced spin Hall torque efficiency in  $\text{Pt}_{100-x}\text{Al}_x$  and  $\text{Pt}_{100-x}\text{Hf}_x$  alloys arising from the intrinsic spin Hall effect," *Appl. Phys. Lett.*, vol. 108, no. 24, Jun. 2016, Art. no. 242407.
- [104] K. Fritz, S. Wimmer, H. Ebert, and M. Meinert, "Large spin Hall effect in an amorphous binary alloy," *Phys. Rev. B, Condens. Matter*, vol. 98, no. 9, p. 94433, Sep. 2018.
- [105] L. Zhu, D. C. Ralph, and R. A. Buhrman, "Highly efficient spin-current generation by the spin Hall effect in  $\text{Au}_{1-x}\text{Pt}_x$ ," *Phys. Rev. A, Gen. Phys.*, vol. 10, no. 3, p. 31001, 2018.
- [106] A. Musha, Y. Kanno, and K. Ando, "Extrinsic-intrinsic crossover of the spin Hall effect induced by alloying," *Phys. Rev. Mater.*, vol. 3, no. 5, p. 54411, May 2019.
- [107] X. Sui *et al.*, "Giant enhancement of the intrinsic spin Hall conductivity in  $\beta$ -tungsten via substitutional doping," *Phys. Rev. B, Condens. Matter*, vol. 96, no. 24, Dec. 2017, Art. no. 241105.
- [108] E. Derunova, Y. Sun, C. Felser, S. S. P. Parkin, B. Yan, and M. N. Ali, "Giant intrinsic spin Hall effect in  $\text{W}_3\text{Ta}$  and other A15 superconductors," *Sci. Adv.*, vol. 5, no. 4, Apr. 2019, Art. no. eaav8575.
- [109] X. Qiu *et al.*, "Spin-orbit-torque engineering via oxygen manipulation," *Nature Nanotechnol.*, vol. 10, no. 4, pp. 333–338, Apr. 2015, doi: [10.1038/nnano.2015.18](https://doi.org/10.1038/nnano.2015.18).
- [110] K.-U. Demasius *et al.*, "Enhanced spin-orbit torques by oxygen incorporation in tungsten films," *Nature Commun.*, vol. 7, no. 1, pp. 1–7, Apr. 2016.
- [111] H. An, Y. Kanno, A. Asami, and K. Ando, "Giant spin-torque generation by heavily oxidized Pt," *Phys. Rev. B, Condens. Matter*, vol. 98, no. 1, Jul. 2018, Art. no. 014401, doi: [10.1103/PhysRevB.98.014401](https://doi.org/10.1103/PhysRevB.98.014401).
- [112] K. Hasegawa, Y. Hibino, M. Suzuki, T. Koyama, and D. Chiba, "Enhancement of spin-orbit torque by inserting  $\text{CoO}_x$  layer into Co/Pt interface," *Phys. Rev. B, Condens. Matter*, vol. 98, no. 2, p. 20405, Jul. 2018.
- [113] H. An *et al.*, "Current-induced magnetization switching using an electrically insulating spin-torque generator," *Sci. Adv.*, vol. 4, no. 2, Feb. 2018, Art. no. eaar2250.
- [114] L. Zhu, L. Zhu, S. Shi, M. Sui, D. C. Ralph, and R. A. Buhrman, "Enhancing spin-orbit torque by strong interfacial scattering from ultrathin insertion layers," *Phys. Rev. A, Gen. Phys.*, vol. 11, no. 6, p. 61004, Jun. 2019.
- [115] L. Zhu and R. A. Buhrman, "Maximizing spin-orbit-torque efficiency of Pt/Ti multilayers: Trade-off between intrinsic spin Hall conductivity and carrier lifetime," *Phys. Rev. A, Gen. Phys.*, vol. 12, no. 5, p. 51002, Nov. 2019.
- [116] N. P. Armitage, E. J. Mele, and A. Vishwanath, "Weyl and Dirac semimetals in three-dimensional solids," *Rev. Mod. Phys.*, vol. 90, no. 1, p. 15001, Jan. 2018.
- [117] D. Culcer and R. Winkler, "Generation of spin currents and spin densities in systems with reduced symmetry," *Phys. Rev. Lett.*, vol. 99, no. 22, Nov. 2007, Art. no. 226601.
- [118] J. Zhou, J. Qiao, A. Bournel, and W. Zhao, "Intrinsic spin Hall conductivity of the semimetals  $\text{MoTe}_2$  and  $\text{WTe}_2$ ," *Phys. Rev. B, Condens. Matter*, vol. 99, no. 6, p. 60408, Feb. 2019.
- [119] G. M. Stiehl *et al.*, "Layer-dependent spin-orbit torques generated by the centrosymmetric transition metal dichalcogenide  $\beta$ - $\text{MoTe}_2$ ," *Phys. Rev. B, Condens. Matter*, vol. 100, no. 18, Nov. 2019, Art. no. 184402, doi: [10.1103/PhysRevB.100.184402](https://doi.org/10.1103/PhysRevB.100.184402).
- [120] C. K. Safeer *et al.*, "Large multidirectional spin-to-charge conversion in low-symmetry semimetal  $\text{MoTe}_2$  at room temperature," *Nano Lett.*, vol. 19, no. 12, pp. 8758–8766, Dec. 2019, doi: [10.1021/acs.nanolett.9b03485](https://doi.org/10.1021/acs.nanolett.9b03485).
- [121] S. Liang *et al.*, "Spin-orbit torque magnetization switching in  $\text{MoTe}_2$ /permalloy heterostructures," *Adv. Mater.*, vol. 32, no. 37, Sep. 2020, Art. no. 2002799, doi: [10.1002/adma.202002799](https://doi.org/10.1002/adma.202002799).
- [122] S. Shi *et al.*, "All-electric magnetization switching and Dzyaloshinskii-Moriya interaction in  $\text{WTe}_2$ /ferromagnet heterostructures," *Nature Nanotechnol.*, vol. 14, no. 10, pp. 945–949, Oct. 2019, doi: [10.1038/s41565-019-0525-8](https://doi.org/10.1038/s41565-019-0525-8).
- [123] X. Li *et al.*, "Large and robust charge-to-spin conversion in sputtered conductive  $\text{WTe}_2$  with disorder," *Matter*, vol. 4, no. 5, pp. 1639–1653, Mar. 2021.
- [124] Y. Fan *et al.*, "Magnetization switching through giant spin-orbit torque in a magnetically doped topological insulator heterostructure," *Nature Mater.*, vol. 13, no. 7, pp. 699–704, Jul. 2014, doi: [10.1038/nmat3973](https://doi.org/10.1038/nmat3973).
- [125] P. Deorani *et al.*, "Observation of inverse spin Hall effect in bismuth selenide," *Phys. Rev. B, Condens. Matter*, vol. 90, no. 9, Sep. 2014, Art. no. 094403, doi: [10.1103/PhysRevB.90.094403](https://doi.org/10.1103/PhysRevB.90.094403).
- [126] Y. Shioimi *et al.*, "Spin-electricity conversion induced by spin injection into topological insulators," *Phys. Rev. Lett.*, vol. 113, no. 19, Nov. 2014, Art. no. 196601, doi: [10.1103/PhysRevLett.113.196601](https://doi.org/10.1103/PhysRevLett.113.196601).
- [127] M. Jamali *et al.*, "Giant spin pumping and inverse spin Hall effect in the presence of surface and bulk spin-orbit coupling of topological insulator  $\text{Bi}_2\text{Se}_3$ ," *Nano Lett.*, vol. 15, no. 10, pp. 7126–7132, Oct. 2015, doi: [10.1021/acs.nanolett.5b03274](https://doi.org/10.1021/acs.nanolett.5b03274).
- [128] J. Han, A. Richardella, S. A. Siddiqui, J. Finley, N. Samarth, and L. Liu, "Room-temperature spin-orbit torque switching induced by a topological insulator," *Phys. Rev. Lett.*, vol. 119, no. 7, p. 77702, Aug. 2017, doi: [10.1103/PhysRevLett.119.077702](https://doi.org/10.1103/PhysRevLett.119.077702).
- [129] Q. M. Shao *et al.*, "Room temperature highly efficient topological insulator/ $\text{Mo}/\text{CoFeB}$  spin-orbit torque memory with perpendicular magnetic anisotropy," in *IEDM Tech. Dig.*, Dec. 2018, pp. 36.3.1–36.3.4, doi: [10.1109/iedm.2018.8614499](https://doi.org/10.1109/iedm.2018.8614499).
- [130] H. Wu *et al.*, "Spin-orbit torque switching of a nearly compensated ferrimagnet by topological surface states," *Adv. Mater.*, vol. 31, no. 35, Aug. 2019, Art. no. 1901681, doi: [10.1002/adma.201901681](https://doi.org/10.1002/adma.201901681).
- [131] N. H. D. Khang, Y. Ueda, and P. N. Hai, "A conductive topological insulator with large spin Hall effect for ultralow power spin-orbit torque switching," *Nature Mater.*, vol. 17, no. 9, pp. 808–813, Sep. 2018, doi: [10.1038/s41563-018-0137-y](https://doi.org/10.1038/s41563-018-0137-y).
- [132] X. Che *et al.*, "Strongly surface state carrier-dependent spin-orbit torque in magnetic topological insulators," *Adv. Mater.*, vol. 32, no. 16, Apr. 2020, Art. no. 1907661, doi: [10.1002/adma.201907661](https://doi.org/10.1002/adma.201907661).
- [133] H. Wu *et al.*, "Room-temperature spin-orbit torque from topological surface states," *Phys. Rev. Lett.*, vol. 123, no. 20, Nov. 2019, Art. no. 207205, doi: [10.1103/PhysRevLett.123.207205](https://doi.org/10.1103/PhysRevLett.123.207205).
- [134] K. Yasuda *et al.*, "Current-nonlinear Hall effect and spin-orbit torque magnetization switching in a magnetic topological insulator," *Phys. Rev. Lett.*, vol. 119, no. 13, Sep. 2017, Art. no. 137204, doi: [10.1103/PhysRevLett.119.137204](https://doi.org/10.1103/PhysRevLett.119.137204).
- [135] M. De *et al.*, "Room-temperature high spin-orbit torque due to quantum confinement in sputtered  $\text{Bi}_x\text{Se}_{(1-x)}$  films," *Nature Mater.*, vol. 17, no. 9, pp. 800–807, Sep. 2018, doi: [10.1038/s41563-018-0136-z](https://doi.org/10.1038/s41563-018-0136-z).
- [136] Y. Wang *et al.*, "Room temperature magnetization switching in topological insulator-ferromagnet heterostructures by spin-orbit torques," *Nature Commun.*, vol. 8, no. 1, p. 1364, Dec. 2017, doi: [10.1038/s41467-017-01583-4](https://doi.org/10.1038/s41467-017-01583-4).
- [137] R. Ramaswamy, T. Dutta, S. Liang, G. Yang, M. S. M. Saifullah, and H. Yang, "Spin orbit torque driven magnetization switching with sputtered  $\text{Bi}_2\text{Se}_3$  spin current source," *J. Phys. D, Appl. Phys.*, vol. 52, no. 22, May 2019, Art. no. 224001, doi: [10.1088/1361-6463/ab0b96](https://doi.org/10.1088/1361-6463/ab0b96).
- [138] N. H. D. Khang, S. Nakano, T. Shirokura, Y. Miyamoto, and P. N. Hai, "Ultralow power spin-orbit torque magnetization switching induced by a non-epitaxial topological insulator on Si substrates," *Sci. Rep.*, vol. 10, no. 1, p. 12185, Dec. 2020, doi: [10.1038/s41598-020-69027-6](https://doi.org/10.1038/s41598-020-69027-6).
- [139] L. Zhu, K. Sobotkiewicz, X. Ma, X. Li, D. C. Ralph, and R. A. Buhrman, "Strong damping-like spin-orbit torque and tunable Dzyaloshinskii-Moriya interaction generated by low-resistivity  $\text{Pd}_{1-x}\text{Pt}_x$  alloys," *Adv. Funct. Mater.*, vol. 29, no. 16, Apr. 2019, Art. no. 1805822, doi: [10.1002/adfm.201805822](https://doi.org/10.1002/adfm.201805822).
- [140] X. Li *et al.*, "Large and robust charge-to-spin conversion in sputtered conductive  $\text{WTe}_2$  with disorder," *Matter*, vol. 4, no. 5, pp. 1639–1653, May 2021, doi: [10.1016/j.matt.2021.02.016](https://doi.org/10.1016/j.matt.2021.02.016).
- [141] C.-W. Peng, W.-B. Liao, T.-Y. Chen, and C.-F. Pai, "Efficient spin-orbit torque generation in semiconducting  $\text{WTe}_2$  with hopping transport," *ACS Appl. Mater. Interfaces*, vol. 13, no. 13, pp. 15950–15957, Apr. 2021, doi: [10.1021/acsami.1c03530](https://doi.org/10.1021/acsami.1c03530).



- [142] H. Xu *et al.*, "High spin Hall conductivity in large-area type-II dirac semimetal  $\text{PtTe}_2$ ," *Adv. Mater.*, vol. 32, no. 17, Apr. 2020, Art. no. 2000513, doi: [10.1002/adma.202000513](https://doi.org/10.1002/adma.202000513).
- [143] Y. Wang *et al.*, "Room-temperature giant charge-to-spin conversion at the  $\text{SrTiO}_3$ - $\text{LaAlO}_3$  oxide interface," *Nano Lett.*, vol. 17, no. 12, pp. 7659–7664, Dec. 2017, doi: [10.1021/acs.nanolett.7b03714](https://doi.org/10.1021/acs.nanolett.7b03714).
- [144] M. B. Jungfleisch *et al.*, "Interface-driven spin-torque ferromagnetic resonance by Rashba coupling at the interface between nonmagnetic materials," *Phys. Rev. B, Condens. Matter*, vol. 93, no. 22, Jun. 2016, Art. no. 224419, doi: [10.1103/PhysRevB.93.224419](https://doi.org/10.1103/PhysRevB.93.224419).
- [145] W. Zhang *et al.*, "All-electrical manipulation of magnetization dynamics in a ferromagnet by antiferromagnets with anisotropic spin Hall effects," *Phys. Rev. B, Condens. Matter*, vol. 92, no. 14, Oct. 2015, Art. no. 144405, doi: [10.1103/PhysRevB.92.144405](https://doi.org/10.1103/PhysRevB.92.144405).
- [146] W. Zhang *et al.*, "Giant facet-dependent spin-orbit torque and spin Hall conductivity in the triangular antiferromagnet  $\text{IrMn}_3$ ," *Sci. Adv.*, vol. 2, no. 9, Sep. 2016, Art. no. e1600759, doi: [10.1126/sciadv.1600759](https://doi.org/10.1126/sciadv.1600759).
- [147] W. Zhang *et al.*, "Research update: Spin transfer torques in permalloy on monolayer  $\text{MoS}_2$ ," *APL Mater.*, vol. 4, no. 3, p. 32302, 2016, doi: [10.1063/1.4943076](https://doi.org/10.1063/1.4943076).
- [148] M. H. D. Guimarães, G. M. Stiehl, D. MacNeill, N. D. Reynolds, and D. C. Ralph, "Spin-orbit torques in  $\text{NbSe}_2$ /permalloy bilayers," *Nano Lett.*, vol. 18, no. 2, pp. 1311–1316, Feb. 2018, doi: [10.1021/acs.nanolett.7b04993](https://doi.org/10.1021/acs.nanolett.7b04993).
- [149] Q. Shao *et al.*, "Strong Rashba-Edelstein effect-induced spin-orbit torques in monolayer transition metal dichalcogenide/ferromagnet bilayers," *Nano Lett.*, vol. 16, no. 12, pp. 7514–7520, Dec. 2016, doi: [10.1021/acs.nanolett.6b03300](https://doi.org/10.1021/acs.nanolett.6b03300).
- [150] P. Li *et al.*, "Spin-momentum locking and spin-orbit torques in magnetic nano-heterojunctions composed of Weyl semimetal  $\text{WTe}_2$ ," *Nature Commun.*, vol. 9, no. 1, p. 3990, Dec. 2018, doi: [10.1038/s41467-018-06518-1](https://doi.org/10.1038/s41467-018-06518-1).
- [151] Y. Liu and Q. Shao, "Two-dimensional materials for energy-efficient spin-orbit torque devices," *ACS Nano*, vol. 14, no. 8, pp. 9389–9407, Aug. 2020, doi: [10.1021/acsnano.0c04403](https://doi.org/10.1021/acsnano.0c04403).
- [152] A. A. Soluyanov *et al.*, "Type-II Weyl semimetals," *Nature*, vol. 527, no. 7579, pp. 495–498, Nov. 2015, doi: [10.1038/nature15768](https://doi.org/10.1038/nature15768).
- [153] Y. Fan and K. L. Wang, "Spintronics based on topological insulators," *SPIN*, vol. 6, no. 2, Jun. 2016, Art. no. 1640001, doi: [10.1142/s2010324716400014](https://doi.org/10.1142/s2010324716400014).
- [154] Y. Sun, Y. Zhang, C. Felser, and B. Yan, "Strong intrinsic spin Hall effect in the TaAs family of Weyl semimetals," *Phys. Rev. Lett.*, vol. 117, no. 14, Sep. 2016, Art. no. 146403, doi: [10.1103/PhysRevLett.117.146403](https://doi.org/10.1103/PhysRevLett.117.146403).
- [155] T.-Y. Chen *et al.*, "Efficient spin-orbit torque switching with nonperpendicular chalcogenide heterostructures," *ACS Appl. Mater. Interfaces*, vol. 12, no. 6, pp. 7788–7794, Feb. 2020, doi: [10.1021/acsaami.9b20844](https://doi.org/10.1021/acsaami.9b20844).
- [156] H. Kum *et al.*, "Epitaxial growth and layer-transfer techniques for heterogeneous integration of materials for electronic and photonic devices," *Nature Electron.*, vol. 2, no. 10, pp. 439–450, Oct. 2019, doi: [10.1038/s41928-019-0314-2](https://doi.org/10.1038/s41928-019-0314-2).
- [157] H. Y. Hwang, Y. Iwasa, M. Kawasaki, B. Keimer, N. Nagaosa, and Y. Tokura, "Emergent phenomena at oxide interfaces," *Nat. Mater.*, vol. 11, no. 2, p. 103, 2012.
- [158] N. Reyren *et al.*, "Superconducting interfaces between insulating oxides," *Science*, vol. 317, no. 5842, pp. 1196–1199, Aug. 2007.
- [159] A. Brinkman *et al.*, "Magnetic effects at the interface between non-magnetic oxides," *Nat. Mater.*, vol. 6, no. 7, p. 493, 2007.
- [160] A. Ohtomo and H. Y. Hwang, "A high-mobility electron gas at the  $\text{LaAlO}_3$ / $\text{SrTiO}_3$  heterointerface," *Nature*, vol. 427, no. 6973, pp. 423–426, Jan. 2004, doi: [10.1038/nature02308](https://doi.org/10.1038/nature02308).
- [161] A. D. Caviglia, M. Gabay, S. Gariglio, N. Reyren, C. Cancellieri, and J.-M. Triscone, "Tunable Rashba spin-orbit interaction at oxide interfaces," *Phys. Rev. Lett.*, vol. 104, no. 12, Mar. 2010, Art. no. 126803.
- [162] A. Joshua, S. Pecker, J. Ruhman, E. Altman, and S. Ilani, "A universal critical density underlying the physics of electrons at the  $\text{LaAlO}_3$ / $\text{SrTiO}_3$  interface," *Nature Commun.*, vol. 3, no. 1, p. 1129, Jan. 2012.
- [163] Z. Zhong, A. Tóth, and K. Held, "Theory of spin-orbit coupling at  $\text{LaAlO}_3$ / $\text{SrTiO}_3$  interfaces and  $\text{SrTiO}_3$  surfaces," *Phys. Rev. B, Condens. Matter*, vol. 87, no. 16, 2013, Art. no. 161102.
- [164] Y. A. Bychkov and E. I. Rashba, "Properties of a 2D electron gas with lifted spectral degeneracy," *J. Exp. Theor. Phys. Lett.*, vol. 39, no. 2, p. 78, 1984.
- [165] K. Narayanapillai *et al.*, "Current-driven spin orbit field in  $\text{LaAlO}_3$ / $\text{SrTiO}_3$  heterostructures," *Appl. Phys. Lett.*, vol. 105, no. 16, Oct. 2014, Art. no. 162405, doi: [10.1063/1.4899122](https://doi.org/10.1063/1.4899122).
- [166] E. Lesne *et al.*, "Highly efficient and tunable spin-to-charge conversion through Rashba coupling at oxide interfaces," *Nature Mater.*, vol. 15, no. 12, pp. 1261–1266, 2016. [Online]. Available: <http://www.nature.com/nmat/journal/v15/n12/abs/nmat4726.html#supplementary-information>, doi: [10.1038/nmat4726](https://doi.org/10.1038/nmat4726).
- [167] J.-Y. Chaudreau *et al.*, "Efficient spin-to-charge conversion in the 2D electron liquid at the  $\text{LaO}/\text{STO}$  interface," *Europhys. Lett.*, vol. 116, no. 1, p. 17006, Oct. 2016.
- [168] Q. Song *et al.*, "Observation of inverse Edelstein effect in Rashba-split 2DEG between  $\text{SrTiO}_3$  and  $\text{LaAlO}_3$  at room temperature," *Sci. Adv.*, vol. 3, no. 3, Mar. 2017, Art. no. e1602312. [Online]. Available: <http://advances.sciencemag.org/content/3/3/e1602312.abstract>
- [169] M.-J. Jin *et al.*, "Nonlocal spin diffusion driven by giant spin Hall effect at oxide heterointerfaces," *Nano Lett.*, vol. 17, no. 1, pp. 36–43, Jan. 2017.
- [170] R. Ohshima *et al.*, "Strong evidence for  $d$ -electron spin transport at room temperature at a  $\text{LaAlO}_3$ / $\text{SrTiO}_3$  interface," *Nature Mater.*, vol. 16, p. 609, Feb. 2017. [Online]. Available: <https://www.nature.com/articles/nmat4857#supplementary-information>, doi: [10.1038/nmat4857](https://doi.org/10.1038/nmat4857).
- [171] A. S. Patri, K. Hwang, H.-W. Lee, and Y. B. Kim, "Theory of large intrinsic spin Hall effect in iridate semimetals," *Sci. Rep.*, vol. 8, no. 1, pp. 1–10, Dec. 2018.
- [172] T. Nan *et al.*, "Anisotropic spin-orbit torque generation in epitaxial  $\text{SrIrO}_3$  by symmetry design," *Proc. Nat. Acad. Sci. USA*, vol. 116, no. 33, pp. 16186–16191, Aug. 2019.
- [173] A. S. Everhardt *et al.*, "Tunable charge to spin conversion in strontium iridate thin films," *Phys. Rev. Mater.*, vol. 3, no. 5, p. 51201, May 2019.
- [174] H. Wang *et al.*, "Large spin-orbit torque observed in epitaxial  $\text{SrIrO}_3$  thin films," *Appl. Phys. Lett.*, vol. 114, no. 23, Jun. 2019, Art. no. 232406.
- [175] L. Liu *et al.*, "Current-induced magnetization switching in all-oxide heterostructures," *Nature Nanotechnol.*, vol. 14, no. 10, pp. 939–944, Oct. 2019.
- [176] J.-C. Rojas-Sánchez *et al.*, "Spin to charge conversion at room temperature by spin pumping into a new type of topological insulator:  $\alpha$ -Sn films," *Phys. Rev. Lett.*, vol. 116, no. 9, p. 96602, Mar. 2016, doi: [10.1103/PhysRevLett.116.096602](https://doi.org/10.1103/PhysRevLett.116.096602).
- [177] J. Zhang, J. P. Velev, X. Dang, and E. Y. Tsymlar, "Band structure and spin texture of  $\text{Bi}_2\text{Se}_3$  3D ferromagnetic metal interface," *Phys. Rev. B, Condens. Matter*, vol. 94, no. 1, p. 14435, Jul. 2016.
- [178] C. O. Avci *et al.*, "Current-induced switching in a magnetic insulator," *Nature Mater.*, vol. 16, no. 3, pp. 309–314, Mar. 2017, doi: [10.1038/nmat4812](https://doi.org/10.1038/nmat4812).
- [179] P. Li *et al.*, "Spin-orbit torque-assisted switching in magnetic insulator thin films with perpendicular magnetic anisotropy," *Nature Commun.*, vol. 7, no. 1, p. 12688, Nov. 2016, doi: [10.1038/ncomms12688](https://doi.org/10.1038/ncomms12688).
- [180] Q. Shao *et al.*, "Role of dimensional crossover on spin-orbit torque efficiency in magnetic insulator thin films," *Nature Commun.*, vol. 9, no. 1, p. 3612, Dec. 2018, doi: [10.1038/s41467-018-06059-7](https://doi.org/10.1038/s41467-018-06059-7).
- [181] X. Jia, K. Liu, K. Xia, and G. E. W. Bauer, "Spin transfer torque on magnetic insulators," *Europhys. Lett.*, vol. 96, no. 1, p. 17005, Oct. 2011, doi: [10.1209/0295-5075/96/17005](https://doi.org/10.1209/0295-5075/96/17005).
- [182] P. Li *et al.*, "Magnetization switching using topological surface states," *Sci. Adv.*, vol. 5, no. 8, 2019, Art. no. eaaw3415.
- [183] M. Evelt *et al.*, "Spin Hall-induced auto-oscillations in ultrathin YIG grown on Pt," *Sci. Rep.*, vol. 8, no. 1, Dec. 2018, Art. no. 1269.
- [184] S. Vélez *et al.*, "High-speed domain wall racetracks in a magnetic insulator," *Nature Commun.*, vol. 10, no. 1, p. 4750, Dec. 2019, doi: [10.1038/s41467-019-12676-7](https://doi.org/10.1038/s41467-019-12676-7).
- [185] C. O. Avci *et al.*, "Interface-driven chiral magnetism and current-driven domain walls in insulating magnetic garnets," *Nature Nanotechnol.*, vol. 14, no. 6, pp. 561–566, Jun. 2019, doi: [10.1038/s41565-019-0421-2](https://doi.org/10.1038/s41565-019-0421-2).
- [186] W. Zhang *et al.*, "Spin Hall effects in metallic antiferromagnets," *Phys. Rev. Lett.*, vol. 113, no. 19, Nov. 2014, Art. no. 196602.
- [187] W. Zhang *et al.*, "All-electrical manipulation of magnetization dynamics in a ferromagnet by antiferromagnets with anisotropic spin Hall effects," *Phys. Rev. B, Condens. Matter*, vol. 92, no. 14, Oct. 2015, Art. no. 144405.
- [188] V. Tshitoyan *et al.*, "Electrical manipulation of ferromagnetic  $\text{NiFe}$  by antiferromagnetic  $\text{IrMn}$ ," *Phys. Rev. B, Condens. Matter*, vol. 92, no. 21, Dec. 2015, Art. no. 214406.
- [189] Y. Ou, S. Shi, D. C. Ralph, and R. A. Buhrman, "Strong spin Hall effect in the antiferromagnet  $\text{PtMn}$ ," *Phys. Rev. B, Condens. Matter*, vol. 93, no. 22, Jun. 2016, Art. no. 220405, doi: [10.1103/PhysRevB.93.220405](https://doi.org/10.1103/PhysRevB.93.220405).
- [190] W. Zhang *et al.*, "Giant facet-dependent spin-orbit torque and spin Hall conductivity in the triangular antiferromagnet  $\text{IrMn}_3$ ," *Sci. Adv.*, vol. 2, no. 9, Sep. 2016, Art. no. e1600759.



- [191] R. Winkler and U. Zülicke, "Collinear orbital antiferromagnetic order and magnetoelectricity in quasi-two-dimensional itinerant-electron paramagnets, ferromagnets, and antiferromagnets," *Phys. Rev. Res.*, vol. 2, no. 4, Oct. 2020, Art. no. 043060.
- [192] R. Shindou and N. Nagaosa, "Orbital ferromagnetism and anomalous Hall effect in antiferromagnets on the distorted fcc lattice," *Phys. Rev. Lett.*, vol. 87, no. 11, Aug. 2001, Art. no. 116801.
- [193] H. Chen, Q. Niu, and A. H. MacDonald, "Anomalous Hall effect arising from noncollinear antiferromagnetism," *Phys. Rev. Lett.*, vol. 112, no. 1, p. 17205, 2014.
- [194] J. Kübler and C. Felser, "Non-collinear antiferromagnets and the anomalous Hall effect," *Europhys. Lett.*, vol. 108, no. 6, p. 67001, Dec. 2014, doi: [10.1209/0295-5075/108/67001](https://doi.org/10.1209/0295-5075/108/67001).
- [195] Y. Zhang *et al.*, "Strong anisotropic anomalous Hall effect and spin Hall effect in the chiral antiferromagnetic compounds  $\text{Mn}_3\text{X}$  ( $\text{X} = \text{Ge}, \text{Sn}, \text{Ga}, \text{Ir}, \text{Rh}$ , and  $\text{Pt}$ )," *Phys. Rev. B, Condens. Matter*, vol. 95, no. 7, p. 75128, 2017.
- [196] S. Nakatsuji, N. Kiyohara, and T. Higo, "Large anomalous Hall effect in a non-collinear antiferromagnet at room temperature," *Nature*, vol. 527, no. 7577, pp. 212–215, Nov. 2015, doi: [10.1038/nature15723](https://doi.org/10.1038/nature15723).
- [197] A. K. Nayak *et al.*, "Large anomalous Hall effect driven by a non-vanishing berry curvature in the noncollinear antiferromagnet  $\text{Mn}_3\text{Ge}$ ," *Sci. Adv.*, vol. 2, no. 4, Apr. 2016, Art. no. e1501870, doi: [10.1126/sciadv.1501870](https://doi.org/10.1126/sciadv.1501870).
- [198] C. Qin, S. Chen, Y. Cai, F. Kandaz, and Y. Ji, "Nonlocal electrical detection of spin accumulation generated by anomalous Hall effect in mesoscopic  $\text{Ni}_{81}\text{Fe}_{19}$  films," *Phys. Rev. B, Condens. Matter*, vol. 96, no. 13, Oct. 2017, Art. no. 134418.
- [199] K. S. Das, W. Y. Schoemaker, B. J. van Wees, and I. J. Vera-Marun, "Spin injection and detection via the anomalous spin Hall effect of a ferromagnetic metal," *Phys. Rev. B, Condens. Matter*, vol. 96, no. 22, Dec. 2017, Art. no. 220408.
- [200] J. D. Gibbons, D. MacNeill, R. A. Buhrman, and D. C. Ralph, "Reorientable spin direction for spin current produced by the anomalous Hall effect," *Phys. Rev. A, Gen. Phys.*, vol. 9, no. 6, p. 64033, Jun. 2018.
- [201] M. Kimata *et al.*, "Magnetic and magnetic inverse spin Hall effects in a non-collinear antiferromagnet," *Nature*, vol. 565, no. 7741, pp. 627–630, Jan. 2019.
- [202] J. Holanda *et al.*, "Magnetic damping modulation in  $\text{IrMn}_3/\text{Ni}_{80}\text{Fe}_{20}$  via the magnetic spin Hall effect," *Phys. Rev. Lett.*, vol. 124, no. 8, p. 87204, 2020.
- [203] Y. Liu *et al.*, "Current-induced out-of-plane spin accumulation on the (001) surface of the  $\text{IrMn}_3$  antiferromagnet," *Phys. Rev. A, Gen. Phys.*, vol. 12, no. 6, p. 64046, Dec. 2019.
- [204] W. Zhang and K. M. Krishnan, "Epitaxial exchange-bias systems: From fundamentals to future spin-orbitronics," *Mater. Sci. Eng., R, Rep.*, vol. 105, pp. 1–20, Jul. 2016.
- [205] H. Saglam *et al.*, "Independence of spin-orbit torques from the exchange bias direction in  $\text{Ni}_{81}\text{Fe}_{19}/\text{IrMn}$  bilayers," *Phys. Rev. B, Condens. Matter*, vol. 98, no. 9, p. 94407, Sep. 2018.
- [206] B. Khodadadi *et al.*, "Spin decoherence independent of antiferromagnetic order in  $\text{IrMn}$ ," *Phys. Rev. B, Condens. Matter*, vol. 99, no. 2, p. 24435, Jan. 2019.
- [207] S. Fukami, C. Zhang, S. DuttaGupta, A. Kurenkov, and H. Ohno, "Magnetization switching by spin-orbit torque in an antiferromagnet-ferromagnet bilayer system," *Nature Mater.*, vol. 15, no. 5, pp. 535–541, May 2016, doi: [10.1038/nmat4566](https://doi.org/10.1038/nmat4566).
- [208] Y.-W. Oh *et al.*, "Field-free switching of perpendicular magnetization through spin-orbit torque in antiferromagnet/ferromagnet/oxide structures," *Nature Nanotechnol.*, vol. 11, no. 10, p. 878, 2016. [Online]. Available: <https://www.nature.com/articles/nnano.2016.109#supplementary-information>, doi: [10.1038/nnano.2016.109](https://doi.org/10.1038/nnano.2016.109).
- [209] A. van den Brink *et al.*, "Field-free magnetization reversal by spin-Hall effect and exchange bias," *Nature Commun.*, vol. 7, no. 1, pp. 1–6, 2016. [Online]. Available: <https://www.nature.com/articles/ncomms10854#supplementary-information>, doi: [10.1038/ncomms10854](https://doi.org/10.1038/ncomms10854).
- [210] W. J. Kong *et al.*, "Field-free spin Hall effect driven magnetization switching in  $\text{Pd}/\text{Co}/\text{IrMn}$  exchange coupling system," *Appl. Phys. Lett.*, vol. 109, no. 13, Sep. 2016, Art. no. 132402, doi: [10.1063/1.4963235](https://doi.org/10.1063/1.4963235).
- [211] J.-Y. Chen, M. De, D. Zhang, Z. Zhao, M. Li, and J.-P. Wang, "Field-free spin-orbit torque switching of composite perpendicular  $\text{CoFeB}/\text{Gd}/\text{CoFeB}$  layers utilized for three-terminal magnetic tunnel junctions," *Appl. Phys. Lett.*, vol. 111, no. 1, Jul. 2017, Art. no. 012402, doi: [10.1063/1.4990994](https://doi.org/10.1063/1.4990994).
- [212] P.-H. Lin *et al.*, "Manipulating exchange bias by spin-orbit torque," *Nature Mater.*, vol. 18, no. 4, pp. 335–341, Apr. 2019, doi: [10.1038/s41563-019-0289-4](https://doi.org/10.1038/s41563-019-0289-4).
- [213] A. B. Shick, S. Khmelevskiy, O. N. Mryasov, J. Wunderlich, and T. Jungwirth, "Spin-orbit coupling induced anisotropy effects in bimetallic antiferromagnets: A route towards antiferromagnetic spintronics," *Phys. Rev. B, Condens. Matter*, vol. 81, no. 21, Jun. 2010, Art. no. 212409.
- [214] V. M. T. S. Barthem, C. V. Colin, H. Mayaffre, M.-H. Julien, and D. Givord, "Revealing the properties of  $\text{Mn}_2\text{Au}$  for antiferromagnetic spintronics," *Nature Commun.*, vol. 4, no. 1, pp. 1–7, Dec. 2013.
- [215] J. Železný *et al.*, "Relativistic Néel-order fields induced by electrical current in antiferromagnets," *Phys. Rev. Lett.*, vol. 113, no. 15, Oct. 2014, Art. no. 157201.
- [216] P. Wadley *et al.*, "Electrical switching of an antiferromagnet," *Science*, vol. 351, no. 6273, pp. 587–590, Feb. 2016, doi: [10.1126/science.aab1031](https://doi.org/10.1126/science.aab1031).
- [217] T. Matalla-Wagner, M.-F. Rath, D. Graulich, J.-M. Schmalhorst, G. Reiss, and M. Meinert, "Electrical Néel-order switching in magnetron-sputtered  $\text{Cu Mn As}$  thin films," *Phys. Rev. A, Gen. Phys.*, vol. 12, no. 6, p. 64003, 2019.
- [218] S. Y. Bodnar *et al.*, "Writing and reading antiferromagnetic  $\text{Mn}_2\text{Au}$  by Néel spin-orbit torques and large anisotropic magnetoresistance," *Nature Commun.*, vol. 9, no. 1, p. 348, Dec. 2018, doi: [10.1038/s41467-017-02780-x](https://doi.org/10.1038/s41467-017-02780-x).
- [219] M. Meinert, D. Graulich, and T. Matalla-Wagner, "Electrical switching of antiferromagnetic  $\text{Mn}_2\text{Au}$  and the role of thermal activation," *Phys. Rev. A, Gen. Phys.*, vol. 9, no. 6, p. 64040, Jun. 2018.
- [220] M. J. Grzybowski *et al.*, "Imaging current-induced switching of antiferromagnetic domains in  $\text{CuMnAs}$ ," *Phys. Rev. Lett.*, vol. 118, no. 5, p. 57701, Jan. 2017, doi: [10.1103/PhysRevLett.118.057701](https://doi.org/10.1103/PhysRevLett.118.057701).
- [221] S. Y. Bodnar *et al.*, "Imaging of current induced Néel vector switching in antiferromagnetic  $\text{Mn}_2\text{Au}$ ," *Phys. Rev. B, Condens. Matter*, vol. 99, no. 14, 2019, Art. no. 140409.
- [222] C. C. Chiang, S. Y. Huang, D. Qu, P. H. Wu, and C. L. Chien, "Absence of evidence of electrical switching of the antiferromagnetic Néel vector," *Phys. Rev. Lett.*, vol. 123, no. 22, Nov. 2019, Art. no. 227203.
- [223] P. Zhang, J. Finley, T. Safi, and L. Liu, "Quantitative study on current-induced effect in an antiferromagnet insulator/Pt bilayer film," *Phys. Rev. Lett.*, vol. 123, no. 24, Dec. 2019, Art. no. 247206.
- [224] T. Matalla-Wagner, J.-M. Schmalhorst, G. Reiss, N. Tamura, and M. Meinert, "Resistive contribution in electrical-switching experiments with antiferromagnets," *Phys. Rev. Res.*, vol. 2, no. 3, Jul. 2020, Art. no. 033077.
- [225] Y. Cheng, S. Yu, M. Zhu, J. Hwang, and F. Yang, "Electrical switching of tristate antiferromagnetic Néel order in  $\alpha\text{-Fe}_2\text{O}_3$  epitaxial films," *Phys. Rev. Lett.*, vol. 124, no. 2, p. 27202, Jan. 2020.
- [226] A. Churikova *et al.*, "Non-magnetic origin of spin Hall magnetoresistance-like signals in Pt films and epitaxial  $\text{NiO}/\text{Pt}$  bilayers," *Appl. Phys. Lett.*, vol. 116, no. 2, p. 22410, 2020.
- [227] T. Jungwirth, X. Marti, P. Wadley, and J. Wunderlich, "Antiferromagnetic spintronics," *Nature Nanotechnol.*, vol. 11, no. 3, pp. 231–241, Mar. 2016, doi: [10.1038/nnano.2016.18](https://doi.org/10.1038/nnano.2016.18).
- [228] V. Baltz, A. Manchon, M. Tsoi, T. Moriyama, T. Ono, and Y. Tserkovnyak, "Antiferromagnetic spintronics," *Rev. Mod. Phys.*, vol. 90, no. 1, p. 15005, Feb. 2018, doi: [10.1103/RevModPhys.90.015005](https://doi.org/10.1103/RevModPhys.90.015005).
- [229] J. Železný, P. Wadley, K. Olejník, A. Hoffmann, and H. Ohno, "Spin transport and spin torque in antiferromagnetic devices," *Nature Phys.*, vol. 14, no. 3, pp. 220–228, Mar. 2018.
- [230] O. Gomonay, V. Baltz, A. Brataas, and Y. Tserkovnyak, "Antiferromagnetic spin textures and dynamics," *Nature Phys.*, vol. 14, no. 3, pp. 213–216, Mar. 2018.
- [231] K. H. J. Buschow, "Magnetic properties of amorphous rare-earth-cobalt alloys," *J. Appl. Phys.*, vol. 51, no. 5, pp. 2795–2798, 1980.
- [232] T. R. McGuire and R. J. Gambino, "Hall effect in amorphous Gd alloy films," *J. Magn. Magn. Mater.*, vols. 15–18, pp. 1401–1403, Jan. 1980.
- [233] N. Nagaosa, J. Sinova, S. Onoda, A. H. MacDonald, and N. P. Ong, "Anomalous Hall effect," *Rev. Mod. Phys.*, vol. 82, no. 2, p. 1539, 2010, doi: [10.1103/RevModPhys.82.1539](https://doi.org/10.1103/RevModPhys.82.1539).
- [234] T. Graf, C. Felser, and S. S. P. Parkin, "Simple rules for the understanding of Heusler compounds," *Prog. Solid State Chem.*, vol. 39, no. 1, pp. 1–50, May 2011.
- [235] H. Van Leuken and R. A. De Groot, "Half-metallic antiferromagnets," *Phys. Rev. Lett.*, vol. 74, no. 7, p. 1171, 1995.

- [236] H. V. Gomonay and V. M. Loktev, "Spin transfer and current-induced switching in antiferromagnets," *Phys. Rev. B, Condens. Matter*, vol. 81, no. 14, Apr. 2010, Art. no. 144427.
- [237] M. Binder *et al.*, "Magnetization dynamics of the ferrimagnet CoGd near the compensation of magnetization and angular momentum," *Phys. Rev. B, Condens. Matter*, vol. 74, no. 13, Oct. 2006, Art. no. 134404, doi: [10.1103/PhysRevB.74.134404](https://doi.org/10.1103/PhysRevB.74.134404).
- [238] C. D. Stanciu *et al.*, "Ultrafast spin dynamics across compensation points in ferrimagnetic GdFeCo: The role of angular momentum compensation," *Phys. Rev. B, Condens. Matter*, vol. 73, no. 22, Jun. 2006, Art. no. 220402, doi: [10.1103/PhysRevB.73.220402](https://doi.org/10.1103/PhysRevB.73.220402).
- [239] X. Jiang, L. Gao, J. Z. Sun, and S. S. P. Parkin, "Temperature dependence of current-induced magnetization switching in spin valves with a ferrimagnetic CoGd free layer," *Phys. Rev. Lett.*, vol. 97, no. 21, Nov. 2006, Art. no. 217202.
- [240] J. Finley and L. Liu, "Spin-orbit-torque efficiency in compensated ferrimagnetic cobalt-terbium alloys," *Phys. Rev. A, Gen. Phys.*, vol. 6, no. 5, p. 54001, Nov. 2016, doi: [10.1103/PhysRevApplied.6.054001](https://doi.org/10.1103/PhysRevApplied.6.054001).
- [241] N. Roschewsky *et al.*, "Spin-orbit torques in ferrimagnetic GdFeCo alloys," *Appl. Phys. Lett.*, vol. 109, no. 11, Sep. 2016, Art. no. 112403.
- [242] K. Ueda, M. Mann, P. W. P. de Brouwer, D. Bono, and G. S. D. Beach, "Temperature dependence of spin-orbit torques across the magnetic compensation point in a ferrimagnetic TbCo alloy film," *Phys. Rev. B, Condens. Matter*, vol. 96, no. 6, p. 64410, Aug. 2017.
- [243] W. S. Ham *et al.*, "Temperature dependence of spin-orbit effective fields in Pt/GdFeCo bilayers," *Appl. Phys. Lett.*, vol. 110, no. 24, Jun. 2017, Art. no. 242405.
- [244] N. Roschewsky, C.-H. Lambert, and S. Salahuddin, "Spin-orbit torque switching of ultrathin-thickness ferrimagnetic GdFeCo," *Phys. Rev. B, Condens. Matter*, vol. 96, no. 6, p. 64406, Aug. 2017, doi: [10.1103/PhysRevB.96.064406](https://doi.org/10.1103/PhysRevB.96.064406).
- [245] R. Mishra, J. Yu, X. Qiu, M. Motopothula, T. Venkatesan, and H. Yang, "Anomalous current-induced spin torques in ferrimagnets near compensation," *Phys. Rev. Lett.*, vol. 118, no. 16, Apr. 2017, Art. no. 167201, doi: [10.1103/PhysRevLett.118.167201](https://doi.org/10.1103/PhysRevLett.118.167201).
- [246] Z. Zhao, M. Jamali, A. K. Smith, and J.-P. Wang, "Spin Hall switching of the magnetization in Ta/TbFeCo structures with bulk perpendicular anisotropy," *Appl. Phys. Lett.*, vol. 106, no. 13, Mar. 2015, Art. no. 132404, doi: [10.1063/1.4916665](https://doi.org/10.1063/1.4916665).
- [247] T. Graf, S. S. P. Parkin, and C. Felser, "Heusler compounds—A material class with exceptional properties," *IEEE Trans. Magn.*, vol. 47, no. 2, pp. 367–373, Feb. 2011, doi: [10.1109/TMAG.2010.2096229](https://doi.org/10.1109/TMAG.2010.2096229).
- [248] J. Finley, C.-H. Lee, P. Y. Huang, and L. Liu, "Spin-orbit torque switching in a nearly compensated Heusler ferrimagnet," *Adv. Mater.*, vol. 31, no. 2, Jan. 2019, Art. no. 1805361.
- [249] C. Ciccarelli *et al.*, "Room-temperature spin-orbit torque in NiMnSb," *Nature Phys.*, vol. 12, no. 9, pp. 855–860, Sep. 2016.
- [250] L. M. Loong, P. Deorani, X. Qiu, and H. Yang, "Investigating and engineering spin-orbit torques in heavy metal/Co<sub>2</sub>FeAl<sub>0.5</sub>Si<sub>0.5</sub>/MgO thin film structures," *Appl. Phys. Lett.*, vol. 107, no. 2, Jul. 2015, Art. no. 022405, doi: [10.1063/1.4926926](https://doi.org/10.1063/1.4926926).
- [251] S. A. Siddiqui, J. Han, J. T. Finley, C. A. Ross, and L. Liu, "Current-induced domain wall motion in a compensated ferrimagnet," *Phys. Rev. Lett.*, vol. 121, no. 5, p. 57701, Jul. 2018, doi: [10.1103/PhysRevLett.121.057701](https://doi.org/10.1103/PhysRevLett.121.057701).
- [252] L. Caretta *et al.*, "Fast current-driven domain walls and small skyrmions in a compensated ferrimagnet," *Nature Nanotechnol.*, vol. 13, no. 12, pp. 1154–1160, Dec. 2018, doi: [10.1038/s41565-018-0255-3](https://doi.org/10.1038/s41565-018-0255-3).
- [253] S.-H. Yang, K.-S. Ryu, and S. Parkin, "Domain-wall velocities of up to 750 ms<sup>-1</sup> driven by exchange-coupling torque in synthetic antiferromagnets," *Nature Nanotechnol.*, vol. 10, no. 3, pp. 221–226, Mar. 2015, doi: [10.1038/nnano.2014.324](https://doi.org/10.1038/nnano.2014.324).
- [254] K. Cai *et al.*, "Ultrafast and energy-efficient spin-orbit torque switching in compensated ferrimagnets," *Nature Electron.*, vol. 3, pp. 1–6, Jan. 2020.
- [255] M. Nakayama *et al.*, "Spin transfer switching in TbCoFe/CoFeB/MgO/CoFeB/TbCoFe magnetic tunnel junctions with perpendicular magnetic anisotropy," *J. Appl. Phys.*, vol. 103, no. 7, 2008, Art. no. 07A710.
- [256] I. Galanakis, P. H. Dederichs, and N. Papanikolaou, "Slater–Pauling behavior and origin of the half-metallicity of the full-Heusler alloys," *Phys. Rev. B, Condens. Matter*, vol. 66, no. 17, Nov. 2002, Art. no. 174429.
- [257] M. Jourdan *et al.*, "Direct observation of half-metallicity in the Heusler compound Co<sub>2</sub>MnSi," *Nature Commun.*, vol. 5, no. 1, pp. 1–5, 2014.
- [258] H. Kurt *et al.*, "Cubic Mn<sub>2</sub>Ga thin films: Crossing the spin gap with ruthenium," *Phys. Rev. Lett.*, vol. 112, no. 2, p. 27201, 2014.
- [259] S. Tsunegi, Y. Sakuraba, M. Oogane, K. Takamashi, and Y. Ando, "Large tunnel magnetoresistance in magnetic tunnel junctions using a Co<sub>2</sub>MnSi Heusler alloy electrode and a MgO barrier," *Appl. Phys. Lett.*, vol. 93, no. 11, 2008, Art. no. 112506.
- [260] H.-X. Liu *et al.*, "Giant tunneling magnetoresistance in epitaxial Co<sub>2</sub>MnSi/MgO/Co<sub>2</sub>MnSi magnetic tunnel junctions by half-metallicity of Co<sub>2</sub>MnSi and coherent tunneling," *Appl. Phys. Lett.*, vol. 101, no. 13, Sep. 2012, Art. no. 132418, doi: [10.1063/1.4755773](https://doi.org/10.1063/1.4755773).
- [261] H.-A. Zhou *et al.*, "Compensated magnetic insulators for extremely fast spin-orbitronics," 2019, *arXiv:1912.01775*. [Online]. Available: <http://arxiv.org/abs/1912.01775>
- [262] J. Yu *et al.*, "Long spin coherence length and bulk-like spin-orbit torque in ferrimagnetic multilayers," *Nature Mater.*, vol. 18, no. 1, pp. 29–34, Jan. 2019.
- [263] K. Garello *et al.*, "Ultrafast magnetization switching by spin-orbit torques," *Appl. Phys. Lett.*, vol. 105, no. 21, Nov. 2014, Art. no. 212402, doi: [10.1063/1.4902443](https://doi.org/10.1063/1.4902443).
- [264] Y. Shiota *et al.*, "Reduction in write error rate of voltage-driven dynamic magnetization switching by improving thermal stability factor," *Appl. Phys. Lett.*, vol. 111, no. 2, 2017, Art. no. 022408.
- [265] T. Yamamoto *et al.*, "Improvement of write error rate in voltage-driven magnetization switching," *J. Phys. D, Appl. Phys.*, vol. 52, no. 16, Apr. 2019, Art. no. 164001.
- [266] J. J. Nowak *et al.*, "Demonstration of ultralow bit error rates for spin-torque magnetic random-access memory with perpendicular magnetic anisotropy," *IEEE Magn. Lett.*, vol. 2, 2011, Art. no. 3000204, doi: [10.1109/LMAG.2011.2155625](https://doi.org/10.1109/LMAG.2011.2155625).
- [267] S. Mizukami *et al.*, "Low damping constant for Co<sub>2</sub>FeAl Heusler alloy films and its correlation with density of states," *J. Appl. Phys.*, vol. 105, no. 7, 2009, Art. no. 07D306.
- [268] T. Kubota *et al.*, "Half-metallicity and Gilbert damping constant in Co<sub>2</sub>Fe<sub>x</sub>Mn<sub>1-x</sub>Si Heusler alloys depending on the film composition," *Appl. Phys. Lett.*, vol. 94, no. 12, Mar. 2009, Art. no. 122504.
- [269] D.-H. Kim *et al.*, "Low magnetic damping of ferrimagnetic GdFeCo alloys," *Phys. Rev. Lett.*, vol. 122, no. 12, Mar. 2019, Art. no. 127203, doi: [10.1103/PhysRevLett.122.127203](https://doi.org/10.1103/PhysRevLett.122.127203).
- [270] B. Heinrich, "Spin relaxation in magnetic metallic layers and multilayers," in *Ultrathin Magnetic Structures III*, J. A. C. Bland and B. Heinrich, Eds. Berlin, Germany: Springer-Verlag, 2005, pp. 143–210.
- [271] C. K. A. Mewes and T. Mewes, "Relaxation in magnetic materials for spintronics," in *Handbook of Nanomagnetism: Applications and Tools*. Singapore: Pan Stanford, 2015, pp. 71–95.
- [272] J.-G. Zhu, "Magnetization dynamics: Thermal-driven noise in magnetoresistive sensors," in *Handbook of Magnetism and Advanced Magnetic Materials*. Chichester, U.K.: Wiley, 2007.
- [273] W.-H. Hsu and R. H. Victora, "Spin-orbit torque switching in low-damping magnetic insulators: A micromagnetic study," *IEEE Magn. Lett.*, vol. 11, pp. 1–5, 2020, doi: [10.1109/LMAG.2020.2981283](https://doi.org/10.1109/LMAG.2020.2981283).
- [274] W. Bailey, P. Kabos, F. Mancoff, and S. Russek, "Control of magnetization dynamics in Ni<sub>81</sub>Fe<sub>19</sub> thin films through the use of rare-earth dopants," *IEEE Trans. Magn.*, vol. 37, no. 4, pp. 1749–1754, Jul. 2001, doi: [10.1109/20.950957](https://doi.org/10.1109/20.950957).
- [275] G. Woltersdorf, M. Kiessling, G. Meyer, J.-U. Thiele, and C. H. Back, "Damping by slow relaxing rare earth impurities in Ni<sub>80</sub>Fe<sub>20</sub>," *Phys. Rev. Lett.*, vol. 102, no. 25, Jun. 2009, Art. no. 257602, doi: [10.1103/PhysRevLett.102.257602](https://doi.org/10.1103/PhysRevLett.102.257602).
- [276] A. Hrabec *et al.*, "Spin-orbit interaction enhancement in permalloy thin films by Pt doping," *Phys. Rev. B, Condens. Matter*, vol. 93, no. 1, Jan. 2016, Art. no. 014432, doi: [10.1103/PhysRevB.93.014432](https://doi.org/10.1103/PhysRevB.93.014432).
- [277] T. Chen *et al.*, "Spin-torque and spin-Hall nano-oscillators," *Proc. IEEE*, vol. 104, no. 10, pp. 1919–1945, Oct. 2016, doi: [10.1109/jproc.2016.2554518](https://doi.org/10.1109/jproc.2016.2554518).
- [278] V. E. Demidov *et al.*, "Magnetization oscillations and waves driven by pure spin currents," *Phys. Rep.*, vol. 673, pp. 1–31, Feb. 2017, doi: [10.1016/j.physrep.2017.01.001](https://doi.org/10.1016/j.physrep.2017.01.001).
- [279] Y. Li *et al.*, "Strong coupling between magnons and microwave photons in on-chip ferromagnet-superconductor thin-film devices," *Phys. Rev. Lett.*, vol. 123, no. 10, Sep. 2019, Art. no. 107701, doi: [10.1103/PhysRevLett.123.107701](https://doi.org/10.1103/PhysRevLett.123.107701).
- [280] J. T. Hou and L. Liu, "Strong coupling between microwave photons and nanomagnet magnons," *Phys. Rev. Lett.*, vol. 123, no. 10, Sep. 2019, Art. no. 107702, doi: [10.1103/PhysRevLett.123.107702](https://doi.org/10.1103/PhysRevLett.123.107702).



- [281] K. Gilmore, Y. U. Idzerda, and M. D. Stiles, "Identification of the dominant precession-damping mechanism in Fe, Co, and Ni by first-principles calculations," *Phys. Rev. Lett.*, vol. 99, no. 2, Jul. 2007, Art. no. 027204, doi: [10.1103/PhysRevLett.99.027204](#).
- [282] S. Mankovsky, D. Ködderitzsch, G. Woltersdorf, and H. Ebert, "First-principles calculation of the Gilbert damping parameter via the linear response formalism with application to magnetic transition metals and alloys," *Phys. Rev. B, Condens. Matter*, vol. 87, no. 1, Jan. 2013, Art. no. 014430, doi: [10.1103/PhysRevB.87.014430](#).
- [283] Y. Tserkovnyak, A. Brataas, and G. E. W. Bauer, "Spin pumping and magnetization dynamics in metallic multilayers," *Phys. Rev. B, Condens. Matter*, vol. 66, no. 22, Dec. 2002, Art. no. 224403, doi: [10.1103/PhysRevB.66.224403](#).
- [284] J.-C. Rojas-Sánchez *et al.*, "Spin pumping and inverse spin Hall effect in platinum: The essential role of spin-memory loss at metallic interfaces," *Phys. Rev. Lett.*, vol. 112, no. 10, Mar. 2014, Art. no. 106602, doi: [10.1103/PhysRevLett.112.106602](#).
- [285] L. Zhu, D. C. Ralph, and R. A. Buhrman, "Effective spin-mixing conductance of heavy-metal-ferromagnet interfaces," *Phys. Rev. Lett.*, vol. 123, no. 5, Aug. 2019, Art. no. 057203, doi: [10.1103/PhysRevLett.123.057203](#).
- [286] R. D. McMichael, D. J. Twisselmann, and A. Kunz, "Localized ferromagnetic resonance in inhomogeneous thin films," *Phys. Rev. Lett.*, vol. 90, no. 22, Jun. 2003, Art. no. 227601, doi: [10.1103/PhysRevLett.90.227601](#).
- [287] P. Dürrenfeld *et al.*, "Tunable damping, saturation magnetization, and exchange stiffness of half-Heusler NiMnSb thin films," *Phys. Rev. B, Condens. Matter*, vol. 92, no. 21, Dec. 2015, Art. no. 214424, doi: [10.1103/PhysRevB.92.214424](#).
- [288] C. Guillemard *et al.*, "Ultralow magnetic damping in Co<sub>2</sub>Mn-based Heusler compounds: Promising materials for spintronics," *Phys. Rev. A, Gen. Phys.*, vol. 11, no. 6, Jun. 2019, Art. no. 064009, doi: [10.1103/PhysRevApplied.11.064009](#).
- [289] M. A. W. Schoen *et al.*, "Ultra-low magnetic damping of a metallic ferromagnet," *Nature Phys.*, vol. 12, p. 839, May 2016, doi: [10.1038/nphys3770](#).
- [290] A. J. Lee *et al.*, "Metallic ferromagnetic films with magnetic damping under  $1.4 \times 10^{-3}$ ," *Nature Commun.*, vol. 8, p. 234, Aug. 2017.
- [291] A. K. Srivastava *et al.*, "Angle dependence of the ferromagnetic resonance linewidth and two magnon losses in pulsed laser deposited films of yttrium iron garnet, MnZn ferrite, and NiZn ferrite," *J. Appl. Phys.*, vol. 85, no. 11, p. 7838, Jun. 1999, doi: [10.1063/1.370595](#).
- [292] N. Li, S. Schäfer, R. Datta, T. Mewes, T. M. Klein, and A. Gupta, "Microstructural and ferromagnetic resonance properties of epitaxial nickel ferrite films grown by chemical vapor deposition," *Appl. Phys. Lett.*, vol. 101, no. 13, Sep. 2012, Art. no. 132409, doi: [10.1063/1.4754847](#).
- [293] O. D. Kelly *et al.*, "Inverse spin Hall effect in nanometer-thick yttrium iron garnet/Pt system," *Appl. Phys. Lett.*, vol. 103, no. 8, 2013, Art. no. 082408, doi: [10.1063/1.4819157](#).
- [294] H. Chang *et al.*, "Nanometer-thick yttrium iron garnet films with extremely low damping," *IEEE Magn. Lett.*, vol. 5, pp. 1–4, 2014, doi: [10.1109/LMAG.2014.2350958](#).
- [295] M. C. Onbasli *et al.*, "Pulsed laser deposition of epitaxial yttrium iron garnet films with low Gilbert damping and bulk-like magnetization," *APL Mater.*, vol. 2, no. 10, Oct. 2014, Art. no. 106102, doi: [10.1063/1.4896936](#).
- [296] C. Du, H. Wang, P. C. Hammel, and F. Yang, "Y<sub>3</sub>Fe<sub>5</sub>O<sub>12</sub> spin pumping for quantitative understanding of pure spin transport and spin Hall effect in a broad range of materials (invited)," *J. Appl. Phys.*, vol. 117, no. 17, May 2015, Art. no. 172603, doi: [10.1063/1.4913813](#).
- [297] A. V. Singh *et al.*, "Bulk single crystal-like structural and magnetic characteristics of epitaxial spinel ferrite thin films with elimination of antiphase boundaries," *Adv. Mater.*, vol. 29, no. 30, Jun. 2017, Art. no. 1701222, doi: [10.1002/adma.201701222](#).
- [298] S. Emori *et al.*, "Ultralow damping in nanometer-thick epitaxial spinel ferrite thin films," *Nano Lett.*, vol. 18, no. 7, pp. 4273–4278, Jul. 2018.
- [299] R. D. McMichael and P. Krivosik, "Classical model of extrinsic ferromagnetic resonance linewidth in ultrathin films," *IEEE Trans. Magn.*, vol. 40, no. 1, pp. 2–11, Jan. 2004, doi: [10.1109/TMAG.2003.821564](#).
- [300] E. R. J. Edwards, H. T. Nembach, and J. M. Shaw, "Co<sub>25</sub>Fe<sub>75</sub> thin films with ultralow total damping of ferromagnetic resonance," *Phys. Rev. A, Gen. Phys.*, vol. 11, no. 5, May 2019, Art. no. 054036, doi: [10.1103/PhysRevApplied.11.054036](#).
- [301] M. A. W. Schoen *et al.*, "Magnetic properties of ultrathin 3D transition-metal binary alloys. I. Spin and orbital moments, anisotropy, and confirmation of Slater-Pauling behavior," *Phys. Rev. B, Condens. Matter*, vol. 95, no. 13, Apr. 2017, Art. no. 134410, doi: [10.1103/PhysRevB.95.134410](#).
- [302] C. Scheck, L. Cheng, I. Barsukov, Z. Frait, and W. E. Bailey, "Low relaxation rate in epitaxial vanadium-doped ultrathin iron films," *Phys. Rev. Lett.*, vol. 98, no. 11, Mar. 2007, Art. no. 117601, doi: [10.1103/PhysRevLett.98.117601](#).
- [303] D. A. Smith *et al.*, "Magnetic damping in epitaxial iron alloyed with vanadium and aluminum," *Phys. Rev. Appl.*, vol. 14, no. 3, Sep. 2020, Art. no. 034042, doi: [10.1103/PhysRevApplied.14.034042](#).
- [304] V. P. Amin, J. Li, M. D. Stiles, and P. M. Haney, "Intrinsic spin currents in ferromagnets," *Phys. Rev. B, Condens. Matter*, vol. 99, no. 22, Jun. 2019, Art. no. 220405, doi: [10.1103/PhysRevB.99.220405](#).
- [305] M. Tang *et al.*, "Bulk spin torque-driven perpendicular magnetization switching in L1<sub>0</sub> FePt single layer," *Adv. Mater.*, vol. 32, no. 31, Aug. 2020, Art. no. 2002607, doi: [10.1002/adma.202002607](#).
- [306] M. A. W. Schoen *et al.*, "Magnetic properties in ultrathin 3D transition-metal binary alloys. II. Experimental verification of quantitative theories of damping and spin pumping," *Phys. Rev. B, Condens. Matter*, vol. 95, no. 13, Apr. 2017, Art. no. 134411, doi: [10.1103/PhysRevB.95.134411](#).
- [307] S. J. Xu *et al.*, "Tuning of the intrinsic magnetic damping parameter in epitaxial CoNi(001) films: Role of the band-filling effect," *Phys. Rev. B, Condens. Matter*, vol. 100, no. 2, Jul. 2019, Art. no. 024403, doi: [10.1103/PhysRevB.100.024403](#).
- [308] S. Ikeda *et al.*, "A perpendicular-anisotropy CoFeB-MgO magnetic tunnel junction," *Nature Mater.*, vol. 9, no. 9, pp. 721–724, 2010, doi: [10.1038/nmat2804](#).
- [309] N. Sakimura *et al.*, "MRAM cell technology for over 500-MHz SoC," *IEEE J. Solid-State Circuits*, vol. 42, no. 4, pp. 830–838, Apr. 2007, doi: [10.1109/JSSC.2007.891665](#).
- [310] F. Oboril, R. Bishnoi, M. Ebrahimi, and M. B. Tahoori, "Evaluation of hybrid memory technologies using SOT-MRAM for on-chip cache hierarchy," *IEEE Trans. Comput.-Aided Design Integr. Circuits Syst.*, vol. 34, no. 3, pp. 367–380, Mar. 2015, doi: [10.1109/TCAD.2015.2391254](#).
- [311] N. Sakimura, T. Sugibayashi, R. Nebashi, and N. Kasai, "Non-volatile magnetic flip-flop for standby-power-free SoCs," *IEEE J. Solid-State Circuits*, vol. 44, no. 8, pp. 2244–2250, Aug. 2009, doi: [10.1109/JSSC.2009.2023192](#).
- [312] S. Fukami, T. Anekawa, C. Zhang, and H. Ohno, "A spin-orbit torque switching scheme with collinear magnetic easy axis and current configuration," *Nature Nanotechnol.*, vol. 11, no. 7, pp. 621–625, Jul. 2016, doi: [10.1038/nnano.2016.29](#).
- [313] S. Fukami, T. Anekawa, A. Ohkawara, C. Zhang, and H. Ohno, "A sub-ns three-terminal spin-orbit torque induced switching device," in *Proc. IEEE Symp. VLSI Technol.*, Jun. 2016, pp. T06–T05, doi: [10.1109/VLSIT.2016.7573379](#).
- [314] R. Nebashi, N. Sakimura, T. Sugibayashi, and N. Kasai, "A 4-Mb MRAM macro comprising shared write-selection transistor cells and using a leakage-replication read scheme," in *Proc. IEEE Asian Solid-State Circuits Conf.*, Nov. 2007, p. 220, doi: [10.1109/ASSCC.2007.4425770](#).
- [315] K.-S. Lee, S.-W. Lee, B.-C. Min, and K.-J. Lee, "Thermally activated switching of perpendicular magnet by spin-orbit spin torque," *Appl. Phys. Lett.*, vol. 104, no. 7, p. 72413, 2014, doi: [10.1063/1.4866186](#).
- [316] C. Zhang, S. Fukami, S. DuttaGupta, H. Sato, and H. Ohno, "Time and spatial evolution of spin-orbit torque-induced magnetization switching in W/CoFeB/MgO structures with various sizes," *Jpn. J. Appl. Phys.*, vol. 57, no. 4S, 2018, Art. no. 04FN02, doi: [10.7567/jjap.57.04fn02](#).
- [317] L. Liu, O. J. Lee, T. J. Gudmundsen, D. C. Ralph, and R. A. Buhrman, "Current-induced switching of perpendicularly magnetized magnetic layers using spin torque from the spin Hall effect," *Phys. Rev. Lett.*, vol. 109, no. 9, p. 96602, Aug. 2012, doi: [10.1103/PhysRevLett.109.096602](#).
- [318] Y. Takahashi, Y. Takeuchi, C. Zhang, B. Jinnai, S. Fukami, and H. Ohno, "Spin-orbit torque-induced switching of in-plane magnetized elliptical nanodot arrays with various easy-axis directions measured by differential planar Hall resistance," *Appl. Phys. Lett.*, vol. 114, no. 1, p. 12410, 2019, doi: [10.1063/1.5075542](#).
- [319] E. Grimaldi *et al.*, "Single-shot dynamics of spin-orbit torque and spin transfer torque switching in three-terminal magnetic tunnel junctions," *Nature Nanotechnol.*, vol. 15, no. 2, pp. 111–117, Feb. 2020, doi: [10.1038/s41565-019-0607-7](#).
- [320] M. Yamanouchi *et al.*, "Three terminal magnetic tunnel junction utilizing the spin Hall effect of iridium-doped copper," *Appl. Phys. Lett.*, vol. 102, no. 21, May 2013, Art. no. 212408, doi: [10.1063/1.4808033](#).
- [321] N. Sakimura *et al.*, "A 90 nm 20 MHz fully nonvolatile microcontroller for standby-power-critical applications," in *IEEE Int. Solid-State Circuits Conf. (ISSCC) Dig. Tech. Papers*, Feb. 2014, pp. 184–185, doi: [10.1109/ISSCC.2014.6757392](#).



- [322] M. Cubukcu *et al.*, "Spin-orbit torque magnetization switching of a three-terminal perpendicular magnetic tunnel junction," *Appl. Phys. Lett.*, vol. 104, no. 4, p. 42406, 2014, doi: [10.1063/1.4863407](#).
- [323] M. Cubukcu *et al.*, "Ultra-fast perpendicular spin-orbit torque MRAM," *IEEE Trans. Magn.*, vol. 54, no. 4, Apr. 2018, Art. no. 9300204, doi: [10.1109/TMAG.2017.2772185](#).
- [324] K. Garello *et al.*, "Manufacturable 300 nm platform solution for field-free switching SOT-MRAM," in *Proc. Symp. VLSI Technol.*, 2019, pp. T194–T195, doi: [10.23919/VLSIT.2019.8776537](#).
- [325] H. Honjo *et al.*, "First demonstration of field-free SOT-MRAM with 0.35 ns write speed and 70 thermal stability under 400°C thermal tolerance by canted SOT structure and its advanced patterning/SOT channel technology," in *IEDM Tech. Dig.*, Dec. 2019, pp. 28.5.1–28.5.4, doi: [10.1109/IEDM19573.2019.8993443](#).
- [326] J. K. De Brosse, L. Liu, and D. Worledge, "Spin Hall effect assisted spin transfer torque magnetic random access memory," U.S. Patent 8896041 B2, Nov. 25, 2014.
- [327] A. Van den Brink *et al.*, "Spin-Hall-assisted magnetic random access memory," *Appl. Phys. Lett.*, vol. 104, no. 1, p. 12403, 2014.
- [328] N. Sato, F. Xue, R. M. White, C. Bi, and S. X. Wang, "Two-terminal spin-orbit torque magnetoresistive random access memory," *Nature Electron.*, vol. 1, no. 9, pp. 508–511, Sep. 2018, doi: [10.1038/s41928-018-0131-z](#).
- [329] M. Wang *et al.*, "Field-free switching of a perpendicular magnetic tunnel junction through the interplay of spin-orbit and spin-transfer torques," *Nature Electron.*, vol. 1, no. 11, pp. 582–588, Nov. 2018.
- [330] G. Yu *et al.*, "Switching of perpendicular magnetization by spin-orbit torques in the absence of external magnetic fields," *Nature Nanotechnol.*, vol. 9, no. 7, pp. 548–554, Jul. 2014, doi: [10.1038/nnano.2014.94](#).
- [331] Y.-C. Lau, D. Betto, K. Rode, J. M. D. Coey, and P. Stamenov, "Spin-orbit torque switching without an external field using interlayer exchange coupling," *Nature Nanotechnol.*, vol. 11, no. 9, p. 758, 2016. [Online]. Available: <https://www.nature.com/articles/nnano.2016.84#supplementary-information>, doi: [10.1038/nnano.2016.84](#).
- [332] J. Balakrishnan, G. K. W. Koon, M. Jaiswal, A. H. C. Neto, and B. Özyilmaz, "Colossal enhancement of spin-orbit coupling in weakly hydrogenated graphene," *Nature Phys.*, vol. 9, no. 5, pp. 284–287, May 2013, doi: [10.1038/nphys2576](#).
- [333] J. Balakrishnan *et al.*, "Giant spin Hall effect in graphene grown by chemical vapour deposition," *Nature Commun.*, vol. 5, no. 1, pp. 1–7, Dec. 2014, doi: [10.1038/ncomms5748](#).
- [334] D. C. Vaz *et al.*, "Mapping spin-charge conversion to the band structure in a topological oxide two-dimensional electron gas," *Nature Mater.*, vol. 18, no. 11, pp. 1187–1193, 2019.
- [335] S. S. P. Parkin *et al.*, "Giant tunnelling magnetoresistance at room temperature with MgO (100) tunnel barriers," *Nature Mater.*, vol. 3, no. 12, pp. 862–867, Dec. 2004, doi: [10.1038/nmat1256](#).
- [336] S. Yuasa, T. Nagahama, A. Fukushima, Y. Suzuki, and K. Ando, "Giant room-temperature magnetoresistance in single-crystal Fe/MgO/Fe magnetic tunnel junctions," *Nature Mater.*, vol. 3, no. 12, pp. 868–871, Dec. 2004, doi: [10.1038/nmat1257](#).
- [337] J. Grollier, D. Querlioz, K. Y. Camsari, K. Everschor-Sitte, S. Fukami, and M. D. Stiles, "Neuromorphic spintronics," *Nature Electron.*, vol. 3, no. 7, pp. 360–370, Jul. 2020, doi: [10.1038/s41928-019-0360-9](#).
- [338] A. Sengupta and K. Roy, "Encoding neural and synaptic functionalities in electron spin: A pathway to efficient neuromorphic computing," *Appl. Phys. Rev.*, vol. 4, no. 4, Dec. 2017, Art. no. 041105, doi: [10.1063/1.5012763](#).
- [339] S. Cosemans *et al.*, "Towards 10000 TOPS/W DNN inference with analog in-memory computing—A circuit blueprint, device options and requirements," in *IEDM Tech. Dig.*, Dec. 2019, pp. 22.2.1–22.2.4, doi: [10.1109/IEDM19573.2019.8993599](#).
- [340] J. Doeveenspeck *et al.*, "SOT-MRAM based analog in-memory computing for DNN inference," in *Proc. Symp. VLSI Technol.*, 2020, pp. 1–2.
- [341] Y. LeCun. (1998). *The MNIST Database of Handwritten Digits*. [Online]. Available: <http://yann.lecun.com/exdb/mnist/>
- [342] K. Alex and G. Hinton, "Learning multiple layers of features from tiny images," Univ. Toronto, Toronto, ON, Canada, Tech. Rep., 2009.
- [343] I. Chakraborty, A. Jaiswal, A. K. Saha, S. K. Gupta, and K. Roy, "Pathways to efficient neuromorphic computing with non-volatile memory technologies," *Appl. Phys. Rev.*, vol. 7, no. 2, Jun. 2020, Art. no. 021308, doi: [10.1063/1.5113536](#).
- [344] A. Agrawal, C. Wang, T. Sharma, and K. Roy, "Magnetoresistive circuits and systems: Embedded non-volatile memory to crossbar arrays," *IEEE Trans. Circuits Syst. I, Reg. Papers*, early access, Apr. 6, 2021, doi: [10.1109/TCSI.2021.3069682](#).
- [345] L. O. Chua, "Memristor—The missing circuit element," *IEEE Trans. Circuit Theory*, vol. CT-18, no. 5, pp. 507–519, Sep. 1971, doi: [10.1109/TCT.1971.1083337](#).
- [346] D. B. Strukov, G. S. Snider, D. R. Stewart, and R. S. Williams, "The missing memristor found," *Nature*, vol. 453, no. 7191, pp. 80–83, May 2008, doi: [10.1038/nature06932](#).
- [347] S. Fukami and H. Ohno, "Perspective: Spintronic synapse for artificial neural network," *J. Appl. Phys.*, vol. 124, no. 15, Oct. 2018, Art. no. 151904, doi: [10.1063/1.5042317](#).
- [348] A. Kurenkov, C. Zhang, S. DuttaGupta, S. Fukami, and H. Ohno, "Device-size dependence of field-free spin-orbit torque induced magnetization switching in antiferromagnet/ferromagnet structures," *Appl. Phys. Lett.*, vol. 110, no. 9, p. 92410, 2017, doi: [10.1063/1.4977838](#).
- [349] G. Krishnaswamy *et al.*, "Multidomain memristive switching of Pt<sub>38</sub>Mn<sub>62</sub>/[Co/Ni]<sub>n</sub> multilayers," *Phys. Rev. A, Gen. Phys.*, vol. 14, no. 4, Oct. 2020, Art. no. 044036, doi: [10.1103/PhysRevApplied.14.044036](#).
- [350] S. Zhang *et al.*, "A spin-orbit-torque memristive device," *Adv. Electron. Mater.*, vol. 5, no. 4, Apr. 2019, Art. no. 1800782, doi: [10.1002/aeml.201800782](#).
- [351] Y. Cao, A. Rushforth, Y. Sheng, H. Zheng, and K. Wang, "Tuning a binary ferromagnet into a multistate synapse with spin-orbit-torque-induced plasticity," *Adv. Funct. Mater.*, vol. 29, no. 25, Jun. 2019, Art. no. 1808104, doi: [10.1002/adfm.201808104](#).
- [352] K. Olejník *et al.*, "Antiferromagnetic CuMnAs multi-level memory cell with microelectronic compatibility," *Nature Commun.*, vol. 8, no. 1, p. 15434, Aug. 2017, doi: [10.1038/ncomms15434](#).
- [353] X. Z. Chen *et al.*, "Antidamping-torque-induced switching in biaxial antiferromagnetic insulators," *Phys. Rev. Lett.*, vol. 120, no. 20, May 2018, Art. no. 207204, doi: [10.1103/PhysRevLett.120.207204](#).
- [354] T. Moriyama, K. Oda, T. Ohkoshi, M. Kimata, and T. Ono, "Spin torque control of antiferromagnetic moments in NiO," *Sci. Rep.*, vol. 8, no. 1, Dec. 2018, Art. no. 14167, doi: [10.1038/s41598-018-32508-w](#).
- [355] A. Kurenkov, S. DuttaGupta, C. Zhang, S. Fukami, Y. Horio, and H. Ohno, "Artificial neuron and synapse realized in an antiferromagnet/ferromagnet heterostructure using dynamics of spin-orbit torque switching," *Adv. Mater.*, vol. 31, no. 23, Jun. 2019, Art. no. 1900636, doi: [10.1002/adma.201900636](#).
- [356] R. Mishra, D. Kumar, and H. Yang, "Oxygen-migration-based spintronic device emulating a biological synapse," *Phys. Rev. A, Gen. Phys.*, vol. 11, no. 5, May 2019, Art. no. 054065, doi: [10.1103/PhysRevApplied.11.054065](#).
- [357] W. A. Borders *et al.*, "Analogue spin-orbit torque device for artificial-neural-network-based associative memory operation," *Appl. Phys. Exp.*, vol. 10, no. 1, p. 13007, 2017, doi: [10.7567/apex.10.013007](#).
- [358] J. J. Hopfield, "Neural networks and physical systems with emergent collective computational abilities," *Proc. Nat. Acad. Sci. USA*, vol. 79, no. 8, pp. 2554–2558, 1982. [Online]. Available: <http://www.pnas.org/content/79/8/2554.abstract>
- [359] R. P. Feynman, "Simulating physics with computers," *Int. J. Theor. Phys.*, vol. 21, nos. 6–7, pp. 467–488, Jun. 1982, doi: [10.1007/BF02650179](#).
- [360] A. Fukushima *et al.*, "Spin dice: A scalable truly random number generator based on spintronics," *Appl. Phys. Exp.*, vol. 7, no. 8, Aug. 2014, Art. no. 083001, doi: [10.7567/APEX.7.083001](#).
- [361] D. Vodenicarevic *et al.*, "Low-energy truly random number generation with superparamagnetic tunnel junctions for unconventional computing," *Phys. Rev. A, Gen. Phys.*, vol. 8, no. 5, Nov. 2017, Art. no. 054045, doi: [10.1103/PhysRevApplied.8.054045](#).
- [362] A. Mizrahi *et al.*, "Neural-like computing with populations of superparamagnetic basis functions," *Nature Commun.*, vol. 9, no. 1, p. 1533, Dec. 2018, doi: [10.1038/s41467-018-03963-w](#).
- [363] W. A. Borders, A. Z. Pervais, S. Fukami, K. Y. Camsari, H. Ohno, and S. Datta, "Integer factorization using stochastic magnetic tunnel junctions," *Nature*, vol. 573, no. 7774, pp. 390–393, Sep. 2019, doi: [10.1038/s41586-019-1557-9](#).
- [364] Y. Lv, R. P. Bloom, and J.-P. Wang, "Experimental demonstration of probabilistic spin logic by magnetic tunnel junctions," *IEEE Magn. Lett.*, vol. 10, pp. 1–5, 2019, doi: [10.1109/LMAG.2019.2957258](#).
- [365] V. Ostwal and J. Appenzeller, "Spin-orbit torque-controlled magnetic tunnel junction with low thermal stability for tunable random number generation," *IEEE Magn. Lett.*, vol. 10, pp. 1–5, 2019, doi: [10.1109/LMAG.2019.2912971](#).
- [366] Y. Kim, X. Fong, and K. Roy, "Spin-orbit-torque-based spin-dice: A true random-number generator," *IEEE Magn. Lett.*, vol. 6, pp. 1–4, 2015, doi: [10.1109/LMAG.2015.2496548](#).
- [367] Y. Shim, S. Chen, A. Sengupta, and K. Roy, "Stochastic spin-orbit torque devices as elements for Bayesian inference," *Sci. Rep.*, vol. 7, no. 1, Dec. 2017, Art. no. 14101, doi: [10.1038/s41598-017-14240-z](#).

- [368] P. Debashis, V. Ostwal, R. Faria, S. Datta, J. Appenzeller, and Z. Chen, "Hardware implementation of Bayesian network building blocks with stochastic spintronic devices," *Sci. Rep.*, vol. 10, no. 1, Dec. 2020, Art. no. 16002, doi: [10.1038/s41598-020-72842-6](https://doi.org/10.1038/s41598-020-72842-6).
- [369] K. Y. Camsari, R. Faria, B. M. Sutton, and S. Datta, "Stochastic p-bits for invertible logic," *Phys. Rev. X*, vol. 7, no. 3, Jul. 2017, Art. no. 031014, doi: [10.1103/PhysRevX.7.031014](https://doi.org/10.1103/PhysRevX.7.031014).
- [370] S. Patnaik, N. Rangarajan, J. Knechtel, O. Sinanoglu, and S. Rakheja, "Spin-orbit torque devices for hardware security: From deterministic to probabilistic regime," *IEEE Trans. Comput.-Aided Design Integr. Circuits Syst.*, vol. 39, no. 8, pp. 1591–1606, Aug. 2020, doi: [10.1109/TCAD.2019.2917856](https://doi.org/10.1109/TCAD.2019.2917856).
- [371] V. Ostwal, R. Zand, R. DeMara, and J. Appenzeller, "A novel compound synapse using probabilistic spin-orbit-torque switching for MTJ-based deep neural networks," *IEEE J. Explor. Solid-State Comput. Devices Circuits*, vol. 5, no. 2, pp. 182–187, Dec. 2019, doi: [10.1109/JXCD.2019.2956468](https://doi.org/10.1109/JXCD.2019.2956468).
- [372] P. Debashis, R. Faria, K. Y. Camsari, S. Datta, and Z. Chen, "Correlated fluctuations in spin orbit torque coupled perpendicular nanomagnets," *Phys. Rev. B, Condens. Matter*, vol. 101, no. 9, Mar. 2020, Art. no. 094405, doi: [10.1103/PhysRevB.101.094405](https://doi.org/10.1103/PhysRevB.101.094405).
- [373] D. H. Ackley, G. E. Hinton, and T. J. Sejnowski, "A learning algorithm for Boltzmann machines," *Cognit. Sci.*, vol. 9, no. 1, pp. 147–169, Mar. 1985, doi: [10.1016/S0364-0213\(85\)80012-4](https://doi.org/10.1016/S0364-0213(85)80012-4).
- [374] D. Bedau *et al.*, "Spin-transfer pulse switching: From the dynamic to the thermally activated regime," *Appl. Phys. Lett.*, vol. 97, no. 26, Dec. 2010, Art. no. 262502, doi: [10.1063/1.3532960](https://doi.org/10.1063/1.3532960).
- [375] T. Saino *et al.*, "Write-error rate of nanoscale magnetic tunnel junctions in the precessional regime," *Appl. Phys. Lett.*, vol. 115, no. 14, Sep. 2019, Art. no. 142406, doi: [10.1063/1.5121157](https://doi.org/10.1063/1.5121157).
- [376] K. Hayakawa *et al.*, "Nanosecond random telegraph noise in in-plane magnetic tunnel junctions," *Phys. Rev. Lett.*, vol. 126, no. 11, Mar. 2021, Art. no. 117202, doi: [10.1103/PhysRevLett.126.117202](https://doi.org/10.1103/PhysRevLett.126.117202).
- [377] C. Safranski, J. Kaiser, P. Trouilloud, P. Hashemi, G. Hu, and J. Z. Sun, "Demonstration of nanosecond operation in stochastic magnetic tunnel junctions," *Nano Lett.*, vol. 21, no. 5, pp. 2040–2045, Mar. 2021, doi: [10.1021/acs.nanolett.0c04652](https://doi.org/10.1021/acs.nanolett.0c04652).
- [378] G. Yu *et al.*, "Current-driven perpendicular magnetization switching in Ta/CoFeB/TaO<sub>x</sub> or MgO/TaO<sub>x</sub> films with lateral structural asymmetry," *Appl. Phys. Lett.*, vol. 105, no. 10, Sep. 2014, Art. no. 102411, doi: [10.1063/1.4895735](https://doi.org/10.1063/1.4895735).
- [379] G. Yu *et al.*, "Competing effect of spin-orbit torque terms on perpendicular magnetization switching in structures with multiple inversion asymmetries," *Sci. Rep.*, vol. 6, no. 1, Jul. 2016, Art. no. 23956, doi: [10.1038/srep23956](https://doi.org/10.1038/srep23956).
- [380] M. Akyol *et al.*, "Current-induced spin-orbit torque switching of perpendicularly magnetized Hf/CoFeB/MgO and Hf/CoFeB/TaO<sub>x</sub> structures," *Appl. Phys. Lett.*, vol. 106, no. 16, Apr. 2015, Art. no. 162409, doi: [10.1063/1.4919108](https://doi.org/10.1063/1.4919108).
- [381] C.-F. Pai, M. Mann, A. J. Tan, and G. S. D. Beach, "Determination of spin torque efficiencies in heterostructures with perpendicular magnetic anisotropy," *Phys. Rev. B, Condens. Matter*, vol. 93, no. 14, Apr. 2016, Art. no. 144409, doi: [10.1103/PhysRevB.93.144409](https://doi.org/10.1103/PhysRevB.93.144409).
- [382] B. Cui *et al.*, "Field-free spin-orbit torque switching of perpendicular magnetization by the Rashba interface," *ACS Appl. Mater. Interfaces*, vol. 11, no. 42, pp. 39369–39375, Oct. 2019, doi: [10.1021/acsami.9b13622](https://doi.org/10.1021/acsami.9b13622).
- [383] A. Razavi *et al.*, "Deterministic spin-orbit torque switching by a light-metal insertion," *Nano Lett.*, vol. 20, no. 5, pp. 3703–3709, May 2020, doi: [10.1021/acs.nanolett.0c00647](https://doi.org/10.1021/acs.nanolett.0c00647).
- [384] L. You *et al.*, "Switching of perpendicularly polarized nanomagnets with spin orbit torque without an external magnetic field by engineering a tilted anisotropy," *Proc. Nat. Acad. Sci. USA*, vol. 112, no. 33, p. 10310, 2015, doi: [10.1073/pnas.1507474112](https://doi.org/10.1073/pnas.1507474112).
- [385] J. Torrejon *et al.*, "Current-driven asymmetric magnetization switching in perpendicularly magnetized CoFeB/MgO heterostructures," *Phys. Rev. B, Condens. Matter*, vol. 91, no. 21, 2015, Art. no. 214434, doi: [10.1103/PhysRevB.91.214434](https://doi.org/10.1103/PhysRevB.91.214434).
- [386] V. Mohanan, K. R. Ganesh, and P. S. A. Kumar, "Spin Hall effect mediated current-induced deterministic switching in all-metallic perpendicularly magnetized PtCo/Pt trilayers," *Phys. Rev. B, Condens. Matter*, vol. 96, no. 10, Sep. 2017, Art. no. 104412, doi: [10.1103/PhysRevB.96.104412](https://doi.org/10.1103/PhysRevB.96.104412).
- [387] H. Wu *et al.*, "Chiral symmetry breaking for deterministic switching of perpendicular magnetization by spin-orbit torque," *Nano Lett.*, vol. 21, no. 1, pp. 515–521, 2021.
- [388] C. K. Safeer *et al.*, "Spin-orbit torque magnetization switching controlled by geometry," *Nature Nanotechnol.*, vol. 11, no. 2, pp. 143–146, Feb. 2016, doi: [10.1038/nnano.2015.252](https://doi.org/10.1038/nnano.2015.252).
- [389] J. M. Lee *et al.*, "Field-free spin-orbit torque switching from geometrical domain-wall pinning," *Nano Lett.*, vol. 18, no. 8, pp. 4669–4674, Aug. 2018, doi: [10.1021/acs.nanolett.8b00773](https://doi.org/10.1021/acs.nanolett.8b00773).
- [390] P. P. J. Haazen, E. Murè, J. H. Franken, R. Lavrijsen, H. J. M. Swagten, and B. Koopmans, "Domain wall depinning governed by the spin Hall effect," *Nature Mater.*, vol. 12, no. 4, pp. 299–303, Apr. 2013, doi: [10.1038/nmat3553](https://doi.org/10.1038/nmat3553).
- [391] S. Emori, U. Bauer, S.-M. M. Ahn, E. Martinez, and G. S. D. Beach, "Current-driven dynamics of chiral ferromagnetic domain walls," *Nature Mater.*, vol. 12, no. 7, p. 611, 2013. [Online]. Available: <https://www.nature.com/articles/nmat3675#supplementary-information>, doi: [10.1038/nmat3675](https://doi.org/10.1038/nmat3675).
- [392] K.-S. Ryu, L. Thomas, S.-H. Yang, and S. Parkin, "Chiral spin torque at magnetic domain walls," *Nature Nanotechnol.*, vol. 8, no. 7, pp. 527–533, Jul. 2013, doi: [10.1038/nnano.2013.102](https://doi.org/10.1038/nnano.2013.102).
- [393] R. P. del Real, V. Raposo, E. Martinez, and M. Hayashi, "Current-induced generation and synchronous motion of highly packed coupled chiral domain walls," *Nano Lett.*, vol. 17, no. 3, pp. 1814–1818, Mar. 2017, doi: [10.1021/acs.nanolett.6b05132](https://doi.org/10.1021/acs.nanolett.6b05132).
- [394] I. Dzyaloshinsky, "A thermodynamic theory of 'weak' ferromagnetism of antiferromagnetics," *J. Phys. Chem. Solids*, vol. 4, no. 4, pp. 241–255, 1958, doi: [10.1016/0022-3697\(58\)90076-3](https://doi.org/10.1016/0022-3697(58)90076-3).
- [395] T. Moriya, "New mechanism of anisotropic superexchange interaction," *Phys. Rev. Lett.*, vol. 4, no. 5, pp. 228–230, Mar. 1960. [Online]. Available: <https://link.aps.org/doi/10.1103/PhysRevLett.4.228>
- [396] X. Zhang *et al.*, "Direct observation of domain-wall surface tension by deflating or inflating a magnetic bubble," *Phys. Rev. A, Gen. Phys.*, vol. 9, no. 2, p. 24032, Feb. 2018, doi: [10.1103/PhysRevApplied.9.024032](https://doi.org/10.1103/PhysRevApplied.9.024032).
- [397] S. A. Razavi *et al.*, "Joule heating effect on field-free magnetization switching by spin-orbit torque in exchange-biased systems," *Phys. Rev. A, Gen. Phys.*, vol. 7, no. 2, p. 24023, Feb. 2017, doi: [10.1103/PhysRevApplied.7.024023](https://doi.org/10.1103/PhysRevApplied.7.024023).
- [398] W.-Y. Kwak, J.-H. Kwon, P. Grünberg, S. H. Han, and B. K. Cho, "Current-induced magnetic switching with spin-orbit torque in an interlayer-coupled junction with a Ta spacer layer," *Sci. Rep.*, vol. 8, no. 1, Dec. 2018, Art. no. 3826, doi: [10.1038/s41598-018-22122-1](https://doi.org/10.1038/s41598-018-22122-1).
- [399] H. Wu *et al.*, "Spin-orbit torque from a ferromagnetic metal," *Phys. Rev. B, Condens. Matter*, vol. 99, no. 18, May 2019, Art. no. 184403, doi: [10.1103/PhysRevB.99.184403](https://doi.org/10.1103/PhysRevB.99.184403).
- [400] X. Wang *et al.*, "Field-free programmable spin logics via chirality-reversible spin-orbit torque switching," *Adv. Mater.*, vol. 30, no. 31, Aug. 2018, Art. no. 1801318, doi: [10.1002/adma.201801318](https://doi.org/10.1002/adma.201801318).
- [401] W. J. Kong *et al.*, "Spin-orbit torque switching in a T-type magnetic configuration with current orthogonal to easy axes," *Nature Commun.*, vol. 10, no. 1, p. 233, Dec. 2019, doi: [10.1038/s41467-018-08181-y](https://doi.org/10.1038/s41467-018-08181-y).
- [402] Z. Luo *et al.*, "Chirally coupled nanomagnets," *Science*, vol. 363, no. 6434, pp. 1435–1439, Mar. 2019, doi: [10.1126/science.aau7913](https://doi.org/10.1126/science.aau7913).
- [403] V. Krizakova, K. Garello, E. Grimaldi, G. S. Kar, and P. Gambardella, "Field-free switching of magnetic tunnel junctions driven by spin-orbit torques at sub-ns timescales," *Appl. Phys. Lett.*, vol. 116, no. 23, Jun. 2020, Art. no. 232406, doi: [10.1063/5.0011433](https://doi.org/10.1063/5.0011433).
- [404] Z. Zhao, A. K. Smith, M. Jamali, and J. Wang, "External-field-free spin Hall switching of perpendicular magnetic nanopillar with a dipole-coupled composite structure," *Adv. Electron. Mater.*, vol. 6, no. 5, May 2020, Art. no. 1901368, doi: [10.1002/aelm.201901368](https://doi.org/10.1002/aelm.201901368).
- [405] X. Chen *et al.*, "Observation of the antiferromagnetic spin Hall effect," *Nature Mater.*, vol. 20, no. 6, pp. 800–804, Feb. 2021, doi: [10.1038/s41563-021-00946-z](https://doi.org/10.1038/s41563-021-00946-z).
- [406] L. Liu *et al.*, "Symmetry-dependent field-free switching of perpendicular magnetization," *Nature Nanotechnol.*, vol. 16, no. 3, pp. 277–282, Mar. 2021, doi: [10.1038/s41565-020-00826-8](https://doi.org/10.1038/s41565-020-00826-8).
- [407] Q. Ma, Y. Li, D. B. Gopman, Y. P. Kabanov, R. D. Shull, and C. L. Chien, "Switching a perpendicular ferromagnetic layer by competing spin currents," *Phys. Rev. Lett.*, vol. 120, no. 11, Mar. 2018, Art. no. 117703, doi: [10.1103/PhysRevLett.120.117703](https://doi.org/10.1103/PhysRevLett.120.117703).
- [408] N. Sato *et al.*, "CMOS compatible process integration of SOT-MRAM with heavy-metal bi-layer bottom electrode and 10ns field-free SOT switching with STT assist," in *Proc. Symp. VLSI Technol.*, 2020, pp. 1–2.
- [409] C. Zhang, Y. Takeuchi, S. Fukami, and H. Ohno, "Field-free and sub-ns magnetization switching of magnetic tunnel junctions by combining spin-transfer torque and spin-orbit torque," *Appl. Phys. Lett.*, vol. 118, no. 9, Mar. 2021, Art. no. 092406, doi: [10.1063/5.0039061](https://doi.org/10.1063/5.0039061).



- [410] E. Beaurepaire, J.-C. Merle, A. Daunois, and J.-Y. Bigot, "Ultrafast spin dynamics in ferromagnetic nickel," *Phys. Rev. Lett.*, vol. 76, no. 22, pp. 4250–4253, May 1996, doi: [10.1103/PhysRevLett.76.4250](https://doi.org/10.1103/PhysRevLett.76.4250).
- [411] Z. Jin *et al.*, "Accessing the fundamentals of magnetotransport in metals with terahertz probes," *Nature Phys.*, vol. 11, p. 761, Jul. 2015. [Online]. Available: <https://www.nature.com/articles/nphys3384#supplementary-information>, doi: [10.1038/nphys3384](https://doi.org/10.1038/nphys3384).
- [412] T. H. Kim *et al.*, "Magnetization states of canted antiferromagnetic YFeO<sub>3</sub> investigated by terahertz time-domain spectroscopy," *J. Appl. Phys.*, vol. 118, no. 23, Dec. 2015, Art. no. 233101, doi: [10.1063/1.4937158](https://doi.org/10.1063/1.4937158).
- [413] E. Beaurepaire, G. M. Turner, S. M. Harrel, M. C. Beard, J.-Y. Bigot, and C. A. Schmuttenmaer, "Coherent terahertz emission from ferromagnetic films excited by femtosecond laser pulses," *Appl. Phys. Lett.*, vol. 84, no. 18, pp. 3465–3467, May 2004, doi: [10.1063/1.1737467](https://doi.org/10.1063/1.1737467).
- [414] T. Kampfrath *et al.*, "Terahertz spin current pulses controlled by magnetic heterostructures," *Nature Nanotechnol.*, vol. 8, p. 256, Mar. 2013. [Online]. Available: <https://www.nature.com/articles/nnano.2013.43#supplementary-information>, doi: [10.1038/nnano.2013.43](https://doi.org/10.1038/nnano.2013.43).
- [415] T. Seifert *et al.*, "Efficient metallic spintronic emitters of ultrabroadband terahertz radiation," *Nature Photon.*, vol. 10, no. 7, p. 483, 2016. [Online]. Available: <https://www.nature.com/articles/nphoton.2016.91#supplementary-information>, doi: [10.1038/nphoton.2016.91](https://doi.org/10.1038/nphoton.2016.91).
- [416] D. Yang *et al.*, "Powerful and tunable THz emitters based on the Fe/Pt magnetic heterostructure," *Adv. Opt. Mater.*, vol. 4, no. 12, pp. 1944–1949, Dec. 2016, doi: [10.1002/adom.201600270](https://doi.org/10.1002/adom.201600270).
- [417] Y. Wu *et al.*, "High-performance THz emitters based on ferromagnetic/nonmagnetic heterostructures," *Adv. Mater.*, vol. 29, no. 4, Jan. 2017, Art. no. 1603031, doi: [10.1002/adma.201603031](https://doi.org/10.1002/adma.201603031).
- [418] C. Zhou *et al.*, "Broadband terahertz generation via the interface inverse Rashba–Edelstein effect," *Phys. Rev. Lett.*, vol. 121, no. 8, p. 86801, Aug. 2018, doi: [10.1103/PhysRevLett.121.086801](https://doi.org/10.1103/PhysRevLett.121.086801).
- [419] M. B. Jungfleisch *et al.*, "Control of terahertz emission by ultrafast spin-charge current conversion at Rashba interfaces," *Phys. Rev. Lett.*, vol. 120, no. 20, May 2018, Art. no. 207207, doi: [10.1103/PhysRevLett.120.207207](https://doi.org/10.1103/PhysRevLett.120.207207).
- [420] T. J. Huisman *et al.*, "Femtosecond control of electric currents in metallic ferromagnetic heterostructures," *Nature Nanotechnol.*, vol. 11, p. 455, Feb. 2016. [Online]. Available: <https://www.nature.com/articles/nnano.2015.331#supplementary-information>, doi: [10.1038/nnano.2015.331](https://doi.org/10.1038/nnano.2015.331).
- [421] X. Wang *et al.*, "Ultrafast spin-to-charge conversion at the surface of topological insulator thin films," *Adv. Mater.*, vol. 30, no. 52, Dec. 2018, Art. no. 1802356, doi: [10.1002/adma.201802356](https://doi.org/10.1002/adma.201802356).
- [422] M. Chen, R. Mishra, Y. Wu, K. Lee, and H. Yang, "Terahertz emission from compensated magnetic heterostructures," *Adv. Opt. Mater.*, vol. 6, no. 17, Sep. 2018, Art. no. 1800430, doi: [10.1002/adom.201800430](https://doi.org/10.1002/adom.201800430).
- [423] T. Seifert *et al.*, "Terahertz spin currents and inverse spin Hall effect in thin-film heterostructures containing complex magnetic compounds," *SPIN*, vol. 7, no. 3, Sep. 2017, Art. no. 1740010, doi: [10.1142/s2010324717400100](https://doi.org/10.1142/s2010324717400100).
- [424] M. Chen *et al.*, "Current-enhanced broadband THz emission from spintronic devices," *Adv. Opt. Mater.*, vol. 7, no. 4, Dec. 2018, Art. no. 1801608, doi: [10.1002/adom.201801608](https://doi.org/10.1002/adom.201801608).
- [425] L. Cheng *et al.*, "Far out-of-equilibrium spin populations trigger giant spin injection into atomically thin MoS<sub>2</sub>," *Nature Phys.*, vol. 15, no. 4, pp. 347–351, Apr. 2019, doi: [10.1038/s41567-018-0406-3](https://doi.org/10.1038/s41567-018-0406-3).
- [426] M. Chen *et al.*, "Anisotropic picosecond spin-photocurrent from Weyl semimetal WTe<sub>2</sub>," *ACS Nano*, vol. 14, no. 3, pp. 3539–3545, Mar. 2020, doi: [10.1021/acsnano.9b09828](https://doi.org/10.1021/acsnano.9b09828).
- [427] L. Liu, C.-F. Pai, D. C. Ralph, and R. A. Buhrman, "Magnetic oscillations driven by the spin Hall effect in 3-terminal magnetic tunnel junction devices," *Phys. Rev. Lett.*, vol. 109, no. 18, Oct. 2012, Art. no. 186602, doi: [10.1103/PhysRevLett.109.186602](https://doi.org/10.1103/PhysRevLett.109.186602).
- [428] V. E. Demidov *et al.*, "Magnetic nano-oscillator driven by pure spin current," *Nature Mater.*, vol. 11, no. 12, pp. 1028–1031, Dec. 2012.
- [429] M. Ranjbar *et al.*, "CoFeB-based spin Hall nano-oscillators," *IEEE Magn. Lett.*, vol. 5, pp. 1–4, 2014.
- [430] Z. Duan *et al.*, "Nanowire spin torque oscillator driven by spin orbit torques," *Nature Commun.*, vol. 5, no. 1, pp. 1–7, Dec. 2014.
- [431] K. Wagner *et al.*, "Injection locking of multiple auto-oscillation modes in a tapered nanowire spin Hall oscillator," *Sci. Rep.*, vol. 8, no. 1, pp. 1–9, Dec. 2018.
- [432] B. Divinskiy, V. E. Demidov, S. Urazhdin, R. Freeman, A. B. Rinkevich, and S. O. Demokritov, "Excitation and amplification of spin waves by spin-orbit torque," *Adv. Mater.*, vol. 30, no. 33, Aug. 2018, Art. no. 1802837.
- [433] V. E. Demidov, S. Urazhdin, A. Zholud, A. V. Sadovnikov, and S. O. Demokritov, "Nanoconstriction-based spin-Hall nano-oscillator," *Appl. Phys. Lett.*, vol. 105, no. 17, Oct. 2014, Art. no. 172410.
- [434] N. Sato *et al.*, "Domain wall based spin-Hall nano-oscillators," *Phys. Rev. Lett.*, vol. 123, no. 5, Aug. 2019, Art. no. 057204, doi: [10.1103/PhysRevLett.123.057204](https://doi.org/10.1103/PhysRevLett.123.057204).
- [435] T. M. Spicer *et al.*, "Spatial mapping of torques within a spin Hall nano-oscillator," *Phys. Rev. B, Condens. Matter*, vol. 98, no. 21, Dec. 2018, Art. no. 214438.
- [436] M. Dvornik, A. A. Awad, and J. Åkerman, "Origin of magnetization auto-oscillations in constriction-based spin Hall nano-oscillators," *Phys. Rev. A, Gen. Phys.*, vol. 9, no. 1, p. 14017, Jan. 2018.
- [437] T. Hache *et al.*, "Combined frequency and time domain measurements on injection-locked, constriction-based spin Hall nano-oscillators," *Appl. Phys. Lett.*, vol. 114, no. 10, Mar. 2019, Art. no. 102403.
- [438] P. Dürrenfeld, A. A. Awad, A. Houshang, R. K. Dumas, and J. Åkerman, "A 20 nm spin Hall nano-oscillator," *Nanoscale*, vol. 9, no. 3, pp. 1285–1291, 2017.
- [439] M. Zahedinejad *et al.*, "CMOS compatible W/CoFeB/MgO spin Hall nano-oscillators with wide frequency tunability," *Appl. Phys. Lett.*, vol. 112, no. 13, 2018, Art. no. 132404.
- [440] M. Zahedinejad *et al.*, "Current modulation of nanoconstriction spin-Hall nano-oscillators," *IEEE Magn. Lett.*, vol. 8, pp. 1–4, 2017.
- [441] B. Divinskiy *et al.*, "Magnetic droplet solitons generated by pure spin currents," *Phys. Rev. B, Condens. Matter*, vol. 96, no. 22, Dec. 2017, Art. no. 224419.
- [442] H. Fullara *et al.*, "Spin-orbit torque-driven propagating spin waves," *Sci. Adv.*, vol. 5, no. 9, 2019, Art. no. eaax8467.
- [443] H. Fullara *et al.*, "Giant voltage-controlled modulation of spin Hall nano-oscillator damping," *Nature Commun.*, vol. 11, no. 1, p. 4006, Dec. 2020, doi: [10.1038/s41467-020-17833-x](https://doi.org/10.1038/s41467-020-17833-x).
- [444] A. A. Awad *et al.*, "Long-range mutual synchronization of spin Hall nano-oscillators," *Nature Phys.*, vol. 13, no. 3, pp. 292–299, Mar. 2017.
- [445] T. Kendziorczyk and T. Kuhn, "Mutual synchronization of nanoconstriction-based spin Hall nano-oscillators through evanescent and propagating spin waves," *Phys. Rev. B, Condens. Matter*, vol. 93, no. 13, Apr. 2016, Art. no. 134413.
- [446] M. Zahedinejad *et al.*, "Two-dimensional mutually synchronized spin Hall nano-oscillator arrays for neuromorphic computing," *Nature Nanotechnol.*, vol. 15, no. 1, pp. 47–52, Jan. 2020.
- [447] J.-V. Kim, V. Tiberkevich, and A. N. Slavin, "Generation linewidth of an auto-oscillator with a nonlinear frequency shift: Spin-torque nano-oscillator," *Phys. Rev. Lett.*, vol. 100, no. 1, Jan. 2008, Art. no. 017207, doi: [10.1103/PhysRevLett.100.017207](https://doi.org/10.1103/PhysRevLett.100.017207).
- [448] A. Slavin and V. Tiberkevich, "Nonlinear auto-oscillator theory of microwave generation by spin-polarized current," *IEEE Trans. Magn.*, vol. 45, no. 4, pp. 1875–1918, Apr. 2009, doi: [10.1109/TMAG.2008.2009935](https://doi.org/10.1109/TMAG.2008.2009935).
- [449] M. Romera *et al.*, "Vowel recognition with four coupled spin-torque nano-oscillators," *Nature*, vol. 563, no. 7730, pp. 230–234, Nov. 2018, doi: [10.1038/s41586-018-0632-y](https://doi.org/10.1038/s41586-018-0632-y).
- [450] A. Houshang, M. Zahedinejad, S. Muralidhar, J. Checinski, A. A. Awad, and J. Åkerman, "A spin Hall izing machine," 2020, *arXiv:2006.02236*. [Online]. Available: <http://arxiv.org/abs/2006.02236>.
- [451] M. Zahedinejad *et al.*, "Memristive control of mutual SHNO synchronization for neuromorphic computing," 2020, *arXiv:2009.06594*. [Online]. Available: <http://arxiv.org/abs/2009.06594>.
- [452] J. Čećiniński, "Synchronization properties and reservoir computing capability of hexagonal spintronic oscillator arrays," *J. Magn. Magn. Mater.*, vol. 513, Nov. 2020, Art. no. 167251, doi: [10.1016/j.jmmm.2020.167251](https://doi.org/10.1016/j.jmmm.2020.167251).
- [453] C. Back *et al.*, "The 2020 skyrmionics roadmap," *J. Phys. D, Appl. Phys.*, vol. 53, no. 36, Sep. 2020, Art. no. 363001, doi: [10.1088/1361-6463/ab8418](https://doi.org/10.1088/1361-6463/ab8418).
- [454] N. Nagaosa and Y. Tokura, "Topological properties and dynamics of magnetic skyrmions," *Nature Nanotechnol.*, vol. 8, no. 12, pp. 899–911, Dec. 2013, doi: [10.1038/nnano.2013.243](https://doi.org/10.1038/nnano.2013.243).
- [455] S. Zhang and Z. Li, "Roles of nonequilibrium conduction electrons on the magnetization dynamics of ferromagnets," *Phys. Rev. Lett.*, vol. 93, no. 12, pp. 1–4, Sep. 2004, doi: [10.1103/PhysRevLett.93.127204](https://doi.org/10.1103/PhysRevLett.93.127204).
- [456] G. Tatara and H. Kohno, "Theory of current-driven domain wall motion: Spin transfer versus momentum transfer," *Phys. Rev. Lett.*, vol. 92, no. 8, pp. 1–4, Feb. 2004, doi: [10.1103/PhysRevLett.92.086601](https://doi.org/10.1103/PhysRevLett.92.086601).
- [457] A. Mougin, M. Cormier, J. P. Adam, P. J. Metaxas, and J. Ferré, "Domain wall mobility, stability and walker breakdown in magnetic nanowires," *Europhys. Lett.*, vol. 78, no. 5, p. 57007, Jun. 2007, doi: [10.1209/0295-5075/78/57007](https://doi.org/10.1209/0295-5075/78/57007).



- [458] S.-H. Yang and S. Parkin, "Novel domain wall dynamics in synthetic antiferromagnets," *J. Phys., Condens. Matter*, vol. 29, no. 30, Aug. 2017, Art. no. 303001, doi: [10.1088/1361-648X/aa752d](https://doi.org/10.1088/1361-648X/aa752d).
- [459] C. Garg *et al.*, "Highly asymmetric chiral domain-wall velocities in Y-shaped junctions," *Nano Lett.*, vol. 18, no. 3, pp. 1826–1830, Mar. 2018, doi: [10.1021/acs.nanolett.7b05086](https://doi.org/10.1021/acs.nanolett.7b05086).
- [460] C. Garg, S.-H. Yang, T. Phung, A. Pushp, and S. S. P. Parkin, "Dramatic influence of curvature of nanowire on chiral domain wall velocity," *Sci. Adv.*, vol. 3, no. 5, pp. 1–8, 2017, doi: [10.1126/sciadv.1602804](https://doi.org/10.1126/sciadv.1602804).
- [461] A. Cohen, A. Jonville, Z. Liu, C. Garg, P. C. Filippou, and S. H. Yang, "Current driven chiral domain wall motions in synthetic antiferromagnets with Co/Rh/Co," *J. Appl. Phys.*, vol. 128, no. 5, pp. 3–8, 2020, doi: [10.1063/5.0012453](https://doi.org/10.1063/5.0012453).
- [462] L. Thomas *et al.*, "Racetrack memory: A high-performance, low-cost, non-volatile memory based on magnetic domain walls," in *IEDM Tech. Dig.*, Dec. 2011, pp. 535–538, doi: [10.1109/IEDM.2011.6131603](https://doi.org/10.1109/IEDM.2011.6131603).
- [463] S. Parkin and S.-H. Yang, "Memory on the racetrack," *Nature Nanotechnol.*, vol. 10, no. 3, pp. 195–198, Mar. 2015, doi: [10.1038/nnano.2015.41](https://doi.org/10.1038/nnano.2015.41).
- [464] S. H. Yang, C. Garg, T. Phung, C. Rettner, and B. Hughes, "Spin-orbit torque driven one-bit magnetic racetrack devices-memory and neuromorphic applications," in *Proc. Int. Symp. VLSI Technol. Syst. Appl. (VLSI-TSA)*, 2019, pp. 2019–2020, doi: [10.1109/VLSI-TSA.2019.8804677](https://doi.org/10.1109/VLSI-TSA.2019.8804677).
- [465] V. Sverdlov, S. Fiorentini, J. Ender, W. Goes, R. L. de Orio, and S. Selberherr, "Emerging CMOS compatible magnetic memories and logic," in *Proc. IEEE Latin Amer. Electron. Devices Conf. (LAEDC)*, Feb. 2020, pp. 8–11, doi: [10.1109/LAEDC49063.2020.9073332](https://doi.org/10.1109/LAEDC49063.2020.9073332).
- [466] S. Fukami *et al.*, "High-speed and reliable domain wall motion device: Material design for embedded memory and logic application," in *Symp. VLSI Technol. Dig. Tech. Papar (VLSIT)*, Jun. 2012, pp. 61–62, doi: [10.1109/VLSIT.2012.6242461](https://doi.org/10.1109/VLSIT.2012.6242461).
- [467] M. Hayashi, L. Thomas, R. Moriya, C. Rettner, and S. S. P. Parkin, "Current-controlled magnetic domain-wall nanowire shift register," *Science*, vol. 320, no. 5873, pp. 209–211, Apr. 2008, doi: [10.1126/science.1154587](https://doi.org/10.1126/science.1154587).
- [468] K.-S. Ryu, S.-H. Yang, L. Thomas, and S. S. P. Parkin, "Chiral spin torque arising from proximity-induced magnetization," *Nature Commun.*, vol. 5, no. 1, pp. 1–8, Sep. 2014, doi: [10.1038/ncomms4910](https://doi.org/10.1038/ncomms4910).
- [469] K.-S. Ryu, L. Thomas, S.-H. Yang, and S. S. P. Parkin, "Current induced tilting of domain walls in high velocity motion along perpendicularly magnetized micron-sized Co/Ni/Co racetracks," *Appl. Phys. Exp.*, vol. 5, no. 9, Sep. 2012, Art. no. 093006, doi: [10.1143/APEX.5.093006](https://doi.org/10.1143/APEX.5.093006).
- [470] C. Garg *et al.*, "Efficient chiral-domain-Wall motion driven by spin-orbit torque in metastable platinum films," *Phys. Rev. A, Gen. Phys.*, vol. 14, no. 3, Sep. 2020, Art. no. 034052, doi: [10.1103/physrevapplied.14.034052](https://doi.org/10.1103/physrevapplied.14.034052).
- [471] S. Yang, "An electrically operated magnetic logic gate," *Nature*, vol. 579, no. 12, pp. 201–202, Mar. 2020.
- [472] R. Blasing *et al.*, "Exchange coupling torque in ferrimagnetic Co/Gd bilayer maximized near angular momentum compensation temperature," *Nature Commun.*, vol. 9, no. 1, pp. 1–8, Dec. 2018, doi: [10.1038/s41467-018-07373-w](https://doi.org/10.1038/s41467-018-07373-w).
- [473] S.-H. Yang, C. Garg, and S. S. P. Parkin, "Chiral exchange drag and chirality oscillations in synthetic antiferromagnets," *Nature Phys.*, vol. 15, no. 6, pp. 543–548, Jun. 2019, doi: [10.1038/s41567-019-0438-3](https://doi.org/10.1038/s41567-019-0438-3).
- [474] S. Lequeux *et al.*, "A magnetic synapse: Multilevel spin-torque memristor with perpendicular anisotropy," *Sci. Rep.*, vol. 6, no. 1, pp. 1–7, Nov. 2016, doi: [10.1038/srep31510](https://doi.org/10.1038/srep31510).
- [475] Z. Luo *et al.*, "Current-driven magnetic domain-wall logic," *Nature*, vol. 579, no. 7798, pp. 214–218, Mar. 2020, doi: [10.1038/s41586-020-2061-y](https://doi.org/10.1038/s41586-020-2061-y).
- [476] R. Tomasello, E. Martinez, R. Zivieri, L. Torres, M. Carpentieri, and G. Finocchio, "A strategy for the design of skyrmion racetrack memories," *Sci. Rep.*, vol. 4, no. 1, May 2015, Art. no. 6784.
- [477] W. Jiang *et al.*, "Blowing magnetic skyrmion bubbles," *Science*, vol. 349, no. 6245, pp. 283–286, Jul. 2015, doi: [10.1126/science.aaa1442](https://doi.org/10.1126/science.aaa1442).
- [478] S. Woo *et al.*, "Observation of room-temperature magnetic skyrmions and their current-driven dynamics in ultrathin metallic ferromagnets," *Nature Mater.*, vol. 15, no. 5, pp. 501–506, May 2016, doi: [10.1038/nmat4593](https://doi.org/10.1038/nmat4593).
- [479] K. Litzius *et al.*, "Skyrmion Hall effect revealed by direct time-resolved X-ray microscopy," *Nature Phys.*, vol. 13, no. 2, pp. 170–175, Feb. 2017, doi: [10.1038/nphys4000](https://doi.org/10.1038/nphys4000).
- [480] W. Jiang *et al.*, "Direct observation of the skyrmion Hall effect," *Nature Phys.*, vol. 13, no. 2, pp. 162–169, Feb. 2017, doi: [10.1038/nphys3883](https://doi.org/10.1038/nphys3883).
- [481] G. Yu *et al.*, "Room-temperature skyrmion shift device for memory application," *Nano Lett.*, vol. 17, no. 1, pp. 261–268, Jan. 2017, doi: [10.1021/acs.nanolett.6b04010](https://doi.org/10.1021/acs.nanolett.6b04010).
- [482] C. Moreau-Luchaire *et al.*, "Additive interfacial chiral interaction in multilayers for stabilization of small individual skyrmions at room temperature," *Nature Nanotechnol.*, vol. 11, no. 5, pp. 444–448, May 2016, doi: [10.1038/nnano.2015.313](https://doi.org/10.1038/nnano.2015.313).
- [483] S. D. Pollard, J. A. Garlow, J. Yu, Z. Wang, Y. Zhu, and H. Yang, "Observation of stable Néel skyrmions in cobalt/palladium multilayers with Lorentz transmission electron microscopy," *Nature Commun.*, vol. 8, no. 1, p. 14761, Apr. 2017, doi: [10.1038/ncomms14761](https://doi.org/10.1038/ncomms14761).
- [484] U. Ritzmann, S. von Malottki, J.-V. Kim, S. Heinze, J. Sinova, and B. Dupé, "Trochoidal motion and pair generation in skyrmion and antiskyrmion dynamics under spin-orbit torques," *Nature Electron.*, vol. 1, no. 8, pp. 451–457, Aug. 2018.
- [485] A. A. Thiele, "Steady-state motion of magnetic domains," *Phys. Rev. Lett.*, vol. 30, no. 6, p. 230, 1973.
- [486] D. J. Clarke, O. A. Tretiakov, G.-W. Chern, Y. B. Bazaliy, and O. Tchernyshyov, "Dynamics of a vortex domain wall in a magnetic nanostrip: Application of the collective-coordinate approach," *Phys. Rev. B, Condens. Matter*, vol. 78, no. 13, Oct. 2008, Art. no. 134412.
- [487] Q. Shao, "Skyrmions get pushed beyond the limit," *Nature Electron.*, vol. 3, no. 1, pp. 16–17, Jan. 2020, doi: [10.1038/s41928-019-0358-3](https://doi.org/10.1038/s41928-019-0358-3).
- [488] J.-P. Hanke, F. Freimuth, B. Dupé, J. Sinova, M. Kläui, and Y. Mokrousov, "Engineering the dynamics of topological spin textures by anisotropic spin-orbit torques," *Phys. Rev. B, Condens. Matter*, vol. 101, no. 1, p. 14428, Jan. 2020.
- [489] Q. Shao *et al.*, "Topological Hall effect at above room temperature in heterostructures composed of a magnetic insulator and a heavy metal," *Nature Electron.*, vol. 2, no. 5, pp. 182–186, May 2019, doi: [10.1038/s41928-019-0246-x](https://doi.org/10.1038/s41928-019-0246-x).
- [490] S. V. Aradhya, G. E. Rowlands, J. Oh, D. C. Ralph, and R. A. Buhrman, "Nanosecond-timescale low energy switching of in-plane magnetic tunnel junctions through dynamic oersted-field-assisted spin Hall effect," *Nano Lett.*, vol. 16, no. 10, pp. 5987–5992, Oct. 2016, doi: [10.1021/acs.nanolett.6b01443](https://doi.org/10.1021/acs.nanolett.6b01443).
- [491] S. Z. Rahaman *et al.*, "Pulse-width and temperature effect on the switching behavior of an etch-stop-on-MgO-barrier spin-orbit torque MRAM cell," *IEEE Electron Device Lett.*, vol. 39, no. 9, pp. 1306–1309, Sep. 2018, doi: [10.1109/LED.2018.2856518](https://doi.org/10.1109/LED.2018.2856518).
- [492] Y.-C. Liao *et al.*, "Spin-orbit-torque material exploration for maximum array-level read/write performance," in *IEDM Tech. Dig.*, Dec. 2020, pp. 13.6.1–13.6.4, doi: [10.1109/IEDM13553.2020.9371979](https://doi.org/10.1109/IEDM13553.2020.9371979).
- [493] H. Yoda *et al.*, "Voltage-control spintronics memory (VoCSM) having potentials of ultra-low energy-consumption and high-density," in *IEDM Tech. Dig.*, Dec. 2016, pp. 27.6.1–27.6.4, doi: [10.1109/IEDM.2016.7838495](https://doi.org/10.1109/IEDM.2016.7838495).
- [494] S. Manipatruni *et al.*, "Scalable energy-efficient magnetoelectric spin-orbit logic," *Nature*, vol. 565, no. 7737, pp. 35–42, Jan. 2019, doi: [10.1038/s41586-018-0770-2](https://doi.org/10.1038/s41586-018-0770-2).