

## MATERIALS SCIENCE

## Dissipation-enabled hydrodynamic conductivity in a tunable bandgap semiconductor

Cheng Tan<sup>1,2†</sup>, Derek Y. H. Ho<sup>3,4†</sup>, Lei Wang<sup>5,6,7</sup>, Jia I. A. Li<sup>8</sup>, Indra Yudhistira<sup>4,9</sup>, Daniel A. Rhodes<sup>1</sup>, Takashi Taniguchi<sup>10</sup>, Kenji Watanabe<sup>10</sup>, Kenneth Shepard<sup>2</sup>, Paul L. McEuen<sup>5,6</sup>, Cory R. Dean<sup>11</sup>, Shaffique Adam<sup>3,4,8,12\*</sup>, James Hone<sup>1\*</sup>

Electronic transport in the regime where carrier-carrier collisions are the dominant scattering mechanism has taken on new relevance with the advent of ultraclean two-dimensional materials. Here, we present a combined theoretical and experimental study of ambipolar hydrodynamic transport in bilayer graphene demonstrating that the conductivity is given by the sum of two Drude-like terms that describe relative motion between electrons and holes, and the collective motion of the electron-hole plasma. As predicted, the measured conductivity of gapless, charge-neutral bilayer graphene is sample- and temperature-independent over a wide range. Away from neutrality, the electron-hole conductivity collapses to a single curve, and a set of just four fitting parameters provides quantitative agreement between theory and experiment at all densities, temperatures, and gaps measured. This work validates recent theories for dissipation-enabled hydrodynamic conductivity and creates a link between semiconductor physics and the emerging field of viscous electronics.

## INTRODUCTION

More than 50 years ago, it was predicted that it was possible for electron transport to be described by macroscopic equations of motion similar to those in classical fluid mechanics (1, 2). This regime is of particular relevance to low-dimensional materials such as graphene, for which interactions are intrinsically strong and disorder can be low. Within this emerging class of hydrodynamic materials, ambipolar conductors with coexisting electrons and holes (such as semimetals or small-gap semiconductors at finite temperature) are of particular interest because electron-hole scattering does not conserve current. Therefore, ambipolar materials can, in principle, act as hydrodynamic conductors in which electron-hole scattering plays a dominant role in determining the conductivity, making them a promising platform for detailed experimental and theoretical exploration of hydrodynamic behavior. Such systems are predicted (3–7) to display rich new phenomena beyond the diffusive or ballistic transport of effectively independent carriers seen in most metals, have the potential for technological application [for example, in the generation of terahertz radiation (8)], and are a readily accessible bridge between strongly correlated quantum fluids observed in otherwise unrelated fields such as quark-gluon plasmas in ion colliders and ultracold atomic Fermi gasses in optical traps (9).

A notable prediction of theory is that, at precise charge neutrality, carrier-carrier collisions occur at a quantum critical (Planckian) rate  $k_B T/\hbar$  (10–12), which can lead to temperature-independent conductivity when electron-hole scattering is dominant. Planckian dissipation has recently been measured through terahertz spectroscopy of graphene (13), and temperature-independent conductivity has been observed in suspended bilayer graphene (14). However, the former study required optical excitation of carriers to observe dominant electron-hole scattering, while the latter yielded inconsistent results across samples and the temperature range was limited to 100 K and below. Therefore, there still exists no experimental platform that shows intrinsic hydrodynamic conductivity over a wide temperature range with sufficient repeatability to validate theoretical models.

The behavior of hydrodynamic conductors away from charge neutrality is less well understood. An observed scaling of conductivity with chemical potential in suspended bilayer graphene was initially interpreted as evidence of electron-hole-limited conductivity away from neutrality (14). However, from a first-principles viewpoint, electron-hole scattering cannot affect the net current away from perfect neutrality. Instead, more recent theory has pointed to the importance of interaction between electron-hole scattering and momentum-nonconserving (dissipative) scattering from defects and phonons. While these mechanisms might naively be expected to add independently to electron-hole scattering as encapsulated in Matthiessen's rule, theory instead predicts that a more complex interplay between these processes determines conductivity, in what has been described as a dissipation-enabled hydrodynamic regime (11, 12). This theory has not yet been experimentally tested. Last, we note that hydrodynamic conductivity is completely unexplored (theoretically or experimentally) for gapped materials.

## RESULTS AND DISCUSSION

Here, we adopt the two-fluid formalism of (12), which assumes that electrons and holes each form a fluid in local equilibrium, a condition that holds in the hydrodynamic regime. The two-fluid model

<sup>1</sup>Department of Mechanical Engineering, Columbia University, New York, NY 10027, USA. <sup>2</sup>Department of Electrical Engineering, Columbia University, New York, NY 10027, USA. <sup>3</sup>Yale-NUS College, 16 College Avenue West, Singapore 138614, Singapore. <sup>4</sup>Centre for Advanced 2D Materials and Graphene Research Centre, National University of Singapore, 6 Science Drive 2, Singapore 117546, Singapore. <sup>5</sup>Kavli Institute at Cornell for Nanoscale Science, Ithaca, NY 14853, USA. <sup>6</sup>Laboratory of Atomic and Solid State Physics, Cornell University, Ithaca, NY 14853, USA. <sup>7</sup>National Laboratory of Solid-State Microstructures, School of Physics, Nanjing University, Nanjing, 210093, China. <sup>8</sup>Department of Physics, Brown University, Providence, RI 02912, USA. <sup>9</sup>Department of Physics, National University of Singapore, 2 Science Drive 3, Singapore 117551, Singapore. <sup>10</sup>National Institute for Materials Science, 1-1 Namiki, Tsukuba 305-0044, Japan. <sup>11</sup>Department of Physics, Columbia University, New York, NY 10027, USA. <sup>12</sup>Department of Materials Science and Engineering, National University of Singapore, 9 Engineering Drive 1, Singapore 117575, Singapore. \*Corresponding author. Email: shaffique.adam@yale-nus.edu.sg (S.A.); jh2228@columbia.edu (J.H.)

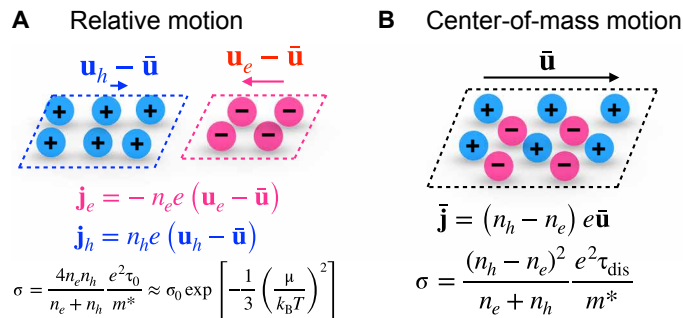
†These authors contributed equally to this work.

reproduces a numerical solution of the full quantum Boltzmann equation (15) and is largely in agreement with the three-mode ansatz of (11). For simplicity, we assume that the electron and hole bands are parabolic with the same effective mass—a standard approximation for many semimetals including bilayer graphene. While the conductivity predicted by this model is in general a complicated function of the carrier densities and relaxation times (see the Supplementary Materials), a simple picture emerges in the limit  $\tau_0 \ll \tau_{\text{dis}}$ , where  $\tau_0$  is the electron-hole relaxation time, and  $\tau_{\text{dis}}$  is the relaxation time from dissipative mechanisms. We find

$$\sigma = \frac{4n_e n_h}{(n_e + n_h)} \frac{e^2}{m^*} \tau_0 + \frac{(n_e - n_h)^2}{(n_e + n_h)} \frac{e^2}{m^*} \tau_{\text{dis}} \quad (1)$$

where  $n_e$  and  $n_h$  are the densities of thermally excited electrons and holes, and  $m^*$  is the effective mass.

As depicted in Fig. 1, this equation has a simple physical interpretation, in which the first and second terms describe the relative and center-of-mass motion, respectively, of the electrons and holes [we note that a similar decoupling between relative and center-of-mass motion was conjectured to explain the  $\sigma \sim T^2$  dependence of the bulk conductivity of titanium disulfide as a possible signature of electron-hole-dominated scattering (16); however, unlike the present case, the conductivity arising from the relative motion is neither temperature independent nor universal, and comparisons between theory and experiment are complicated by imperfect sample stoichiometry disagreeing by over an order of magnitude]. The conductivity due to relative motion is limited by Coulomb drag with relaxation time  $\tau_0$  and is maximized at charge neutrality ( $n_e = n_h$ ). Close to charge neutrality, this term can be expressed as  $\sigma_0 \exp[-(1/3)(\mu/(k_B T))^2]$ , where  $\mu$  is the chemical potential and  $k_B T$  is the product of the Boltzmann constant and temperature (see eq. S14 for the more general case). Here,  $\sigma_0 = (e^2/h) \times 8 \log(2)/\alpha_0$ , where  $h$  is Planck's constant and  $\alpha_0 \sim 0.2$  is a dimensionless constant that characterizes the electron-hole coupling strength (10–12). We highlight that this temperature-independent hydrodynamic conductivity  $\sigma_0$  not only is independent of the degree of disorder showing no



**Fig. 1. Schematic of dissipative hydrodynamics.** In the limit of strong Coulomb interactions  $\tau_0 \ll \tau_{\text{dis}}$ , the two-fluid model decomposes into two additive components (see Eq. 1). The relative motion between electrons and holes (A) is the universal Coulomb drag that dominates at charge neutrality. Away from neutrality, it decays as the number of minority carriers. The center-of-mass motion (B) is the nonuniversal linear response of the collective electron-hole plasma under an electric field and reduces to the usual Drude conductivity far from neutrality. Together, these two components fully describe the dissipation-enabled hydrodynamics, giving a smooth crossover from universal to nonuniversal behavior as carrier density is tuned away from neutrality.

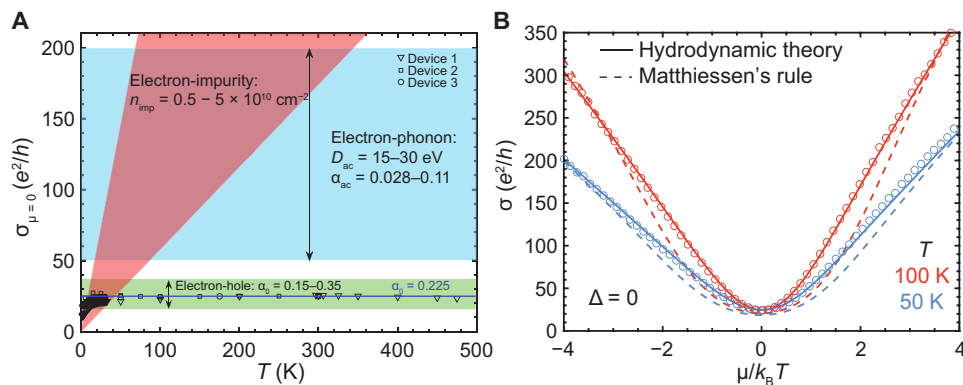
sample-to-sample variation [similar, e.g., to mesoscopic universal conductance fluctuations (17)] but also is insensitive to materials parameters such as  $m^*$  in the strongly interacting limit (see section S6 for detailed discussion).

The center-of-mass motion is described by a Drude model for a plasma with charge density  $-(n_e - n_h)e$ , mass density  $(n_e + n_h)m^*$ , and momentum-nonconserving scattering time  $\tau_{\text{dis}}$ . This term is zero at charge neutrality and equivalent to the conventional Drude conductivity in the unipolar regime. Together, Eq. 1 captures the full crossover from the universal behavior at charge neutrality to nonuniversal behavior away from charge neutrality.

We next establish that ultraclean bilayer graphene encapsulated in hexagonal boron nitride (hBN) can act as a model system to compare theory to experiment. Graphene has emerged in recent years as an excellent platform for the study of hydrodynamics (13, 18–20) due to its low disorder, weak electron-phonon coupling, and strong carrier-carrier interactions. Bilayer graphene has electron and hole bands that are well described by hyperbolic bands, with dispersion  $\epsilon_{\pm}(k) = \pm\sqrt{(\hbar^2 k^2/(2m^*))^2 + (\Delta/2)^2}$ , where  $\pm$  denotes the conduction and valence bands with effective mass  $m^* \approx 0.03 m_e$ , and a bandgap  $\Delta$  that is tunable by an out-of-plane electric field. It is even better suited for the study of hydrodynamic conductivity than monolayer: The hydrodynamic regime is 1000× less sensitive to disorder at low temperature and should exhibit no high-temperature cutoff due to weaker coupling between electrons and optical phonons (10). hBN encapsulation (21) provides disorder approaching that of suspended graphene while suppressing flexural phonons and providing a wider range of sample geometry. Dual-gated structures offer independent tuning of carrier density and bandgap.

For this study, five dual-gated devices with Hall bar geometry and channel size from 2 to 10  $\mu\text{m}$  were fabricated, all of which showed substantially identical behavior. Low-temperature conductivity and Hall effect measurements (fig. S2) were used to calibrate top and bottom capacitances, allowing calculation of  $\mu$  and  $\Delta$  as a function of the top and bottom gate voltages using the hyperbolic band structure (see Materials and Methods). Using this calibration, we measured the conductivity  $\sigma$  for gapless bilayer graphene as a function of temperature for  $\mu = 0$  and as a function of  $\mu$  at a series of fixed temperatures. This was then repeated for different values of  $\Delta$ .

Figure 2A compares experiment to literature estimates of hydrodynamic, phonon-limited, and impurity-limited conductivity for the gapless case ( $\Delta = 0$ ) at  $\mu = 0$ . At this point, the system is charge neutral ( $n_e = n_h$ ), and free carriers are generated solely by thermal excitation, with  $n_{e,h} \propto T$ . The temperature-independent hydrodynamic conductivity is given by  $\sigma_0$  as discussed above (where the range in values for  $\alpha_0$  in the theoretical literature does not arise from any expected variation in the experimental value but rather from the level of approximation in the calculation). The scattering time due to acoustic and substrate polar optical phonons has been calculated numerically using standard expressions available in the literature [e.g., (22, 23); see section S3.2]. Unlike the case of monolayer graphene, acoustic phonon scattering is dominant over optical phonons at all temperatures and leads to scattering time of  $\tau = (\alpha_{\text{ac}} k_B T)^{-1} \hbar$ , where  $\alpha_{\text{ac}}$  is the (temperature- and density-independent) bilayer graphene electron-phonon coupling strength (10) that varies as the square of the deformation potential  $D$ . The shaded region shows conductivity for the reported values of  $\alpha_{\text{ac}}$  in the literature that correspond to  $D$  between 15 and 30 eV. Scattering from charged impurities was calculated using the standard expression (24), yielding



**Fig. 2. Robust hydrodynamic conductivity in bilayer graphene.** (A) Measured charge neutral conductivity as a function of temperature for the gapless case for three devices (symbols). The green-shaded window shows the expectation from the theoretical literature for the electron-hole-limited conductivity  $0.15 < \alpha_0 < 0.35$  (10–12). Similarly, the blue region represents literature estimates of phonon-limited conductivity  $0.03 < \alpha_{ac} < 0.11$  (32–34), and red for impurity-limited conductivity  $0.8 \text{ ps} < \tau_{imp} < 8 \text{ ps}$ , corresponding to a charged impurity density range of  $(0.5 - 5) \times 10^{10} \text{ cm}^{-2}$  (18, 19, 35). The solid line is the best fit for the electron-hole-limited conductivity  $\alpha_0 = 0.225 \pm 0.002$ . (B) For a given temperature, the experimental data (symbols) can be fit using the dissipative hydrodynamic theory (Eq. 1, solid lines) where, to account for a slight electron and hole asymmetry in the data, we allow for  $\tau_{dis}$  to be different for electrons and holes. The dashed lines show a fit using a phenomenological “Matthiessen’s rule” where the resistance channels are added together in series. The disagreement with experiment shows that the momentum-conserving and momentum-nonconserving scattering do not act independently. In addition, the Matthiessen’s rule conductivity is below the experimentally observed values, which is unphysical.

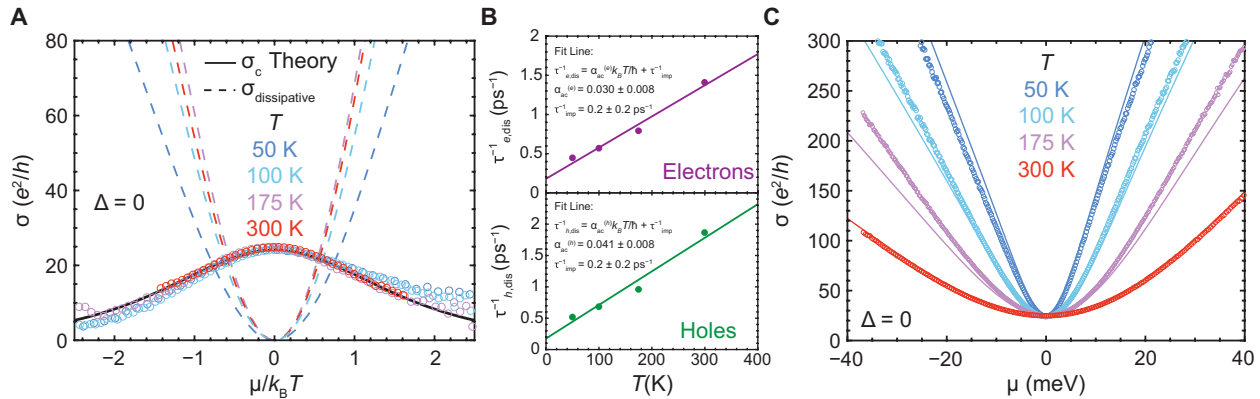
a scattering time  $\tau_{imp}$  that is nearly temperature and density independent (within 20%), leading to conductivity that increases linearly with temperature.  $\tau_{imp}$  is inversely proportional to the charged impurity density  $n_{imp}$ , which can be estimated from Hall effect measurements to fall within the range  $5 \times 10^9 \text{ cm}^{-2} < n_{imp} < 5 \times 10^{10} \text{ cm}^{-2}$ . See section S3 for a detailed discussion of all the relevant scattering mechanisms.

The solid points in Fig. 2A show data for three different devices. All show identical, constant conductivity with a best fit value of  $(24.7 \pm 0.2) e^2/h$  over a wide temperature range of 50 to 500 K, which falls within the range for electron-hole-limited conductivity. This finding confirms the earlier observation in suspended bilayer graphene and extends the temperature range by a factor of 5. The magnitude of the conductivity falls well outside the range for acoustic phonon scattering. Likewise, temperature-independent conductivity cannot be explained by charged impurity scattering; however, we note that the observed downturn in conductivity below 50 K is consistent with the calculated impurity-limited conductivity and that the conductivity at high density (shown below) matches predictions for acoustic phonon scattering. We thus conclude that, between 50 and 500 K, the charge-neutral conductivity is determined by electron-hole scattering, and we find experimentally that  $\alpha_0 = 0.225 \pm 0.002$ , indicated by the solid line in the figure.

We next consider the behavior away from charge neutrality by plotting  $\sigma(\mu)$  for two fixed temperatures (Fig. 2B). The dissipative hydrodynamic theory successfully describes the transition between the hydrodynamic regime near  $\mu = 0$  and the dissipative regime at large  $|\mu|$ . In contrast, combining electron-hole scattering with phonon/impurity scattering through Matthiessen’s rule underestimates the conductivity at intermediate  $\mu$ , which violates Kohler’s theorem (25); this discrepancy becomes stronger at higher temperature. This analysis already confirms that (i) gapless bilayer graphene at  $\mu = 0$  displays sample-independent hydrodynamic conductivity limited by electron-hole scattering at the Planckian rate  $1/\tau_0 = \alpha_0 k_B T/\hbar \sim k_B T/\hbar$  (26) over a wide temperature range up to and exceeding room temperature and (ii) its conductivity away from charge neutrality cannot be accounted for by pure electron-hole scattering or by including independent scattering from phonons/impurities.

We next extract universal Coulomb drag and dissipative contributions to the conductivity (Eq. 1) from the data. At any temperature, we can match the experimental data  $\sigma(\mu)$  using the previously determined value  $\alpha_0 = 0.225$  and two fitting parameters,  $\tau_{e,dis}$  and  $\tau_{h,dis}$ , which represent the dissipative (phonon + impurity) scattering time for electrons and holes, respectively. The observed electron-hole asymmetry in the conductivity data is consistent with previous experiments (27) and necessitates fitting separately for electrons and holes. Following Eq. 1, we can obtain the dissipative component (dashed lines in Fig. 3A). This dissipative component collapses onto a single curve when acoustic phonon scattering dominates over impurity scattering, as is seen above 100 K in these devices. This collapse was previously attributed to electron-hole scattering (14). We next subtract the dissipative component from the total measured conductivity. As seen in the figure, the subtracted experimental data collapse onto the theoretical curve, revealing the universal behavior of electron-hole Coulomb drag scattering as a function of carrier density and temperature. At high temperature where the hydrodynamics is stronger, the agreement is excellent. To our knowledge, this universal electron-hole scattering contribution to the hydrodynamic conductivity has not been demonstrated previously, in either the theoretical or experimental literature.

The extracted values of  $\tau_{dis}(T)$  can be used to separately determine the phonon and impurity contributions to the dissipative scattering. To do so, we plot  $\tau_{e/h,dis}^{-1}$  versus temperature (Fig. 3B). Because  $\tau_{dis}^{-1}(T) = \alpha_{ac} k_B T/\hbar + \tau_{imp}^{-1}$  (see the Supplementary Materials for details), a line fit yields  $\alpha_{ac}$  from the slope and  $\tau_{imp}$  from the intercept. Following this procedure, we obtain  $\alpha_{ac}^e = 0.030 \pm 0.008$ ,  $\alpha_{ac}^h = 0.041 \pm 0.008$ , and  $\tau_{imp}^{-1} = 0.2 \pm 0.2 \text{ ps}^{-1}$ . The derived parameters are consistent with theoretical calculations and other experimental estimates in the literature as well as other independent measurements on our samples (see section S4 for full details). The three parameters above, together with the value of  $\alpha_0 = 0.225$  determined earlier, are sufficient to reproduce the entire  $\sigma(\mu, T)$  dataset in the hydrodynamic regime. To illustrate this, Fig. 3C plots  $\sigma$  versus  $\mu/k_B T$  for four different temperatures. The solid curves, generated by using only these four global parameters, show excellent agreement with the data.



**Fig. 3. Ambipolar hydrodynamic conductivity comprises a universal and a dissipative contribution.** (A) The decay of the universal component of the hydrodynamic conductivity away from neutrality extracted from the experiment (symbols) agrees with the theoretical calculations (solid line). The nonuniversal dissipative contribution to the hydrodynamic conductivity is also shown (dashed lines). The sum of the universal and dissipative contributions gives the solid lines in Fig. 2B. (B) The dissipative scattering rates  $\tau_{e,h,dis}^{-1}$  extracted at different temperatures are used to obtain a single set of four global fit parameters [ $\alpha_0 = 0.225 \pm 0.002$  and  $\alpha_{ac} = 0.030 \pm 0.008$  for electrons,  $\alpha_{ac} = 0.041 \pm 0.008$  for holes, and  $\tau_{imp}^{-1} = (0.2 \pm 0.2) \text{ ps}^{-1}$ ]. These four fit parameters are used in the hydrodynamic theory lines in (C). (C) Zero-gap conductivity measurements (symbols) as a function of  $\mu$  (meV) for  $T = 50, 100, 175,$  and  $300 \text{ K}$ . The data are in excellent agreement with hydrodynamic theory developed in this work (solid lines). For the rest of this work, the same set of four global fit parameters mentioned in (B) is used consistently across the full range of carrier densities, temperature, and bandgaps.

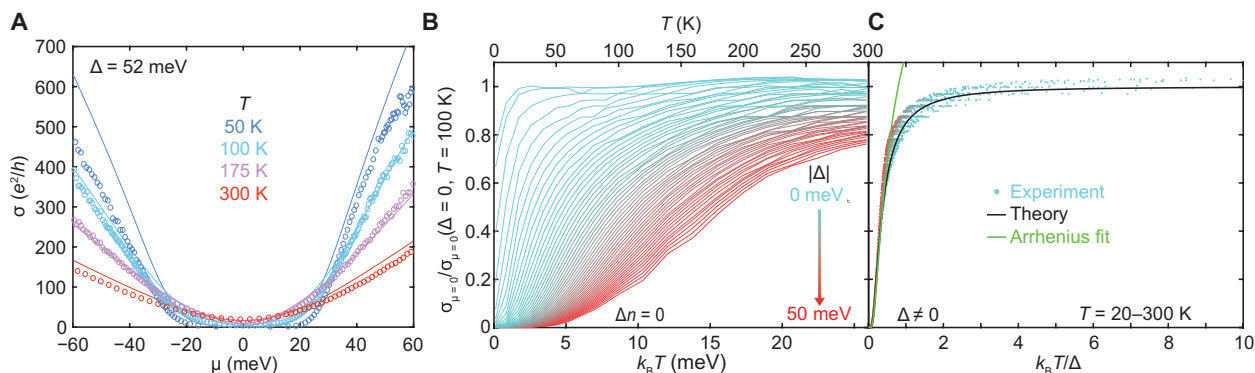
We now address the effect of a bandgap. We hypothesize that gap-induced changes in transport scattering times are dictated by changes to the carrier density and group velocity rather than changes to the universal electron-hole coupling strength  $\alpha_0$ . In this case, both terms in Eq. 1 are suitably modified. The thermally activated carrier densities  $n_e$  and  $n_h$  become functions of both  $\mu/k_B T$  and  $\Delta/k_B T$ , and we find that  $\tau(\Delta)$  is obtained from the gapless  $\tau$  by a multiplicative function of  $\Delta/k_B T$  (see section 5.3). Because for  $\mu = 0$ ,  $k_B T$  and  $\Delta$  are the only remaining energy scales [the Coulomb energy drops out because it is present in both  $\sigma_{eh}(\Delta)$  and  $\sigma_0$ ], the normalized conductivity for the model hyperbolic band structure collapses as a function of  $\Delta/k_B T$

$$\frac{\sigma_{eh}(\Delta)}{\sigma_0} = 1 + \frac{1}{\log(2)} \left[ \log \left( \cosh \left( \frac{\Delta}{4k_B T} \right) \right) - \frac{\Delta}{4k_B T} \tanh \left( \frac{\Delta}{4k_B T} \right) - \frac{1}{8} \left( \frac{\Delta}{k_B T} \right)^2 \exp \left( -\frac{5\Delta}{8k_B T} \right) \right] \quad (2)$$

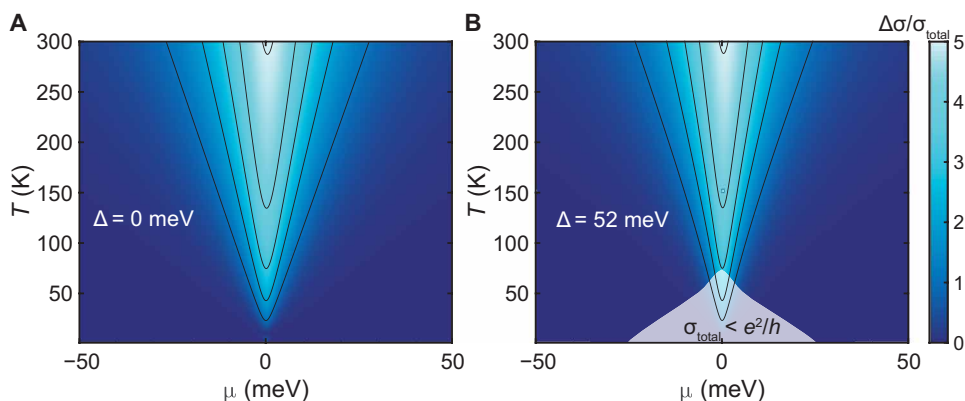
This temperature-mediated insulating-to-conducting crossover function is completely different from the usual Arrhenius behavior  $\sigma \sim \exp(-\Delta/2k_B T)$  seen in conventional disorder-limited semiconductors within the gap (although it mimics Arrhenius behavior at the lowest temperature). While this crossover function is specific to our model of two hyperbolic bands, it is only slightly modified for different band structures (see section S6.2 for details). Making use of the relationship between the top and bottom gates and  $\Delta$  (see Materials and Methods), we plot the resulting function of  $k_B T/\Delta$  (solid line) in Fig. 4C alongside the experimental data (dots) of Fig. 4B (omitting the  $T < 20 \text{ K}$  portion that lies in the impurity-limited regime) replotted as a function of  $k_B T/\Delta$ . As predicted, the experimental data collapse onto a single curve. The collapse of the experimental data validates our assumptions about  $\alpha_0$  and provides strong evidence that transport in bilayer graphene remains electron-hole-limited even as we move deep into the insulating regime.

Having validated the dissipative hydrodynamics model, it is now possible to quantitatively map out the phase space for hydrodynamic conductivity. To do this, we calculate the net effect of electron-hole scattering by subtracting the conductivity (Eq. 1) from the conductivity calculated with only phonon and impurity scattering. We plot the ratio of this value to the total conductivity in Fig. 5, for the zero-gap case and for the case with  $\Delta = 52 \text{ meV}$ . As expected, electron-hole interactions dominate transport near charge neutrality—even in the presence of a bandgap—with the regions of dominance expanding as temperature increases.

Our results confirm that an intuitive model (as captured in Eq. 1) provides a complete description of the conductivity of bilayer graphene over a wide range of temperatures, carrier densities, and gap sizes. Our ultraclean samples are dominated by electron-hole scattering achieving both the first room-temperature hydrodynamic conductor including confirmation of Planckian dissipation and the first realization of a hydrodynamic semiconductor whose properties do not depend on material-specific parameters like the effective mass. We emphasize that our hydrodynamic theory can be easily adapted to other systems with different band structures, electron-phonon coupling, or disorder. For example, we find that the hydrodynamic conductivity seen here is suppressed for  $n_{imp} = 10^{11} \text{ cm}^{-2}$  and disappears completely for  $n_{imp} = 10^{12} \text{ cm}^{-2}$ . The need for low disorder explains why the hydrodynamic regime went unexplored for so long: The required disorder level of  $n_{imp} \sim 10^{10} \text{ cm}^{-2}$  (i.e.,  $\tau_{dis} \sim 4 \text{ ps}$ ) is only achievable in suspended samples (dielectric constant  $\kappa \sim 1$ ) or hBN-encapsulated samples with graphite gates ( $\kappa \sim 4$ ). However, once strong hydrodynamics is achieved (i.e.,  $\tau_{dis} \gg \tau_0$  and  $m^*(e^2/\kappa)^2/T \gg 1$ ), then the hydrodynamic properties will be universal and material independent (see the Supplementary Materials). We therefore expect that these insights should be applicable to many ambipolar two-dimensional systems with low disorder and strong electron-hole interactions including gapped monolayer graphene, twisted bilayer graphene, narrow-gap semiconductors and semimetals, and optically excited electron-hole fluids.



**Fig. 4. Hydrodynamic semiconductor.** (A) Representative gapped conductivity measurements (symbols) as a function of  $\mu$  (meV) for  $T = 50, 100, 175,$  and  $300$  K. The data are in excellent agreement with hydrodynamic theory developed in this work (solid lines). The same set of four global fit parameters has been used consistently to fit the full range of carrier densities, temperature, and bandgaps (additional data for  $\Delta = 13, 28,$  and  $36$  meV are shown in the Supplementary Materials). (B) Normalized charge-neutral conductivity as a function of  $k_B T$  (lower x axis) and  $T$  (upper x axis) for varying  $\Delta$ . The color gradient denotes the magnitude of  $|\Delta|$ . (C) Normalized charge-neutral conductivity as a function of  $k_B T/\Delta$  for temperatures from 20 to 300 K. The data collapse onto a single curve are in agreement with the theoretical prediction (solid line) of Eq. 2. The color scale for the data in (C) matches that in (B).



**Fig. 5. Phase space for hydrodynamic conductivity.** Calculated ratio of  $\Delta\sigma = \sigma_{ac+i} - \sigma_{total}$  to  $\sigma_{total}$ , for  $\Delta = 0$  (A) and  $52$  meV (B). Contour lines demarcate integer values, incrementing from 1. The shaded area in (B) shows the insulating regime where  $\sigma_{total} < e^2/h$ . The degree to which electron-hole scattering dominates transport remains unchanged by the bandgap.

As a room-temperature hydrodynamic conductor, bilayer graphene is an ideal model system for studying more complex hydrodynamic behavior—including effects of viscosity, flow through constrictions, collective sound modes, high-frequency magnetotransport, and shockwaves in supersonic flow—via a variety of techniques. Specifically, our experimentally measured values for the electron-hole scattering allow us to conclude that this platform should host more than a factor of 2 larger violation of the Wiedemann-Franz law compared to monolayer graphene (19), a large frequency window where one might observe electron-hole sound waves at temperatures extending to room temperature and beyond (28), and an ideal system to explore the recently found hydrodynamic spin generation effect (29) for applications in semiconductor spintronics, thereby combining semiconductor physics with viscous electronics.

## MATERIALS AND METHODS

Heterostructure devices were fabricated with the van der Waals assembly technique (30). To briefly summarize, a transfer substrate of polypropylene carbonate-coated polydimethylsiloxane is used to pick up the top layer of exfoliated hBN, which is then used to pick

up the subsequent layers of the heterostructure. Once the heterostructure is assembled, it is transferred to the substrate of interest and annealed in vacuum ( $\sim 10^{-8}$  Torr) at  $350^\circ\text{C}$ . Depending on the gating and contact configurations of interest, different processing steps of electron beam lithography (NanoBeam nB4), etch, and electron beam evaporation are used to etch and define the heterostructure into a dual gated device with multiple terminals for Hall measurements, as outlined in the Supplementary Materials. Devices were then wire-bonded to a dual-inline package for measurement. An optical image of one device is shown in fig. S1.

Low-temperature to room-temperature measurements were measured in liquid helium cryogenic systems capable of temperatures as low as 1.2 K and magnetic fields as high as 14 T. High-temperature measurements were done in a cryostat with a heating stage for elevated temperatures. Device gates were biased with Keithley 2400 and Yokogawa GS200 DC source meters. The device current and voltages were measured with Stanford Research System 830 lock-in amplifiers. The conductivity measurements are performed at currents  $\sim 10$  to 100 nA, well within the range in which electrons may be considered to be in thermal equilibrium with the lattice even in the presence of strong electron-hole scattering (19).

For the dual-gated devices used in this study,  $\Delta$  and  $\mu$  can be independently controlled if the top and bottom gate capacitances are known. Therefore, we characterize the device by mapping the resistance as a function of top and bottom gate voltages (fig. S2A). The peak at  $\mu = 0$  follows a diagonal line whose slope is the ratio of the two capacitances. This is combined with Hall effect measurements to determine each capacitance individually, allowing us to define two experimental parameters: the interlayer potential energy difference  $\Delta_{\text{ext}}$ , which sets  $\Delta$ ; and an effective voltage  $V_{\text{eff}}$ , which tunes  $\mu$  at constant  $\Delta_{\text{ext}}$ . For the range considered in this work,  $\Delta_{\text{ext}} \approx 2.6\Delta$  as determined experimentally from Arrhenius fittings, in good agreement with tight-binding models (31). The inset in fig. S2D shows the induced carrier density  $\Delta n$  determined from low-temperature Hall effect measurements, taken along contours of fixed  $\Delta_{\text{ext}} = 0,150$  meV, as depicted in fig. S2C. These measurements confirm that (i)  $\Delta n$  increases linearly with  $V_{\text{eff}}$ ; (ii) the samples are in the low-disorder limit with charge disorder below  $\sim 3 \times 10^{10} \text{ cm}^{-2}$ ; and (iii) a gap opens between the electron and hole branches for nonzero  $\Delta_{\text{ext}}$ . At higher temperatures, the Hall data show thermal excitation of electrons and holes (fig. S8). Details of device characterization and determination of carrier density, chemical potential, and bandgap are provided in the Supplementary Materials (sections S5.1 and S5.2).

## SUPPLEMENTARY MATERIALS

Supplementary material for this article is available at <https://science.org/doi/10.1126/sciadv.abi8481>

## REFERENCES AND NOTES

- R. N. Gurzhi, Hydrodynamic effects in solids at low temperature. *Sov. Phys. Uspekhi* **11**, 255–270 (1968).
- B. N. Narozhny, I. V. Gornyi, M. Titov, M. Schütt, A. D. Mirlin, Hydrodynamics in graphene: Linear-response transport. *Phys. Rev. B* **91**, 035414 (2015).
- M. Dyakonov, Shallow water analogy for a ballistic field effect transistor: New mechanism of plasma wave generation by dc current. *Phys. Rev. Lett.* **71**, 2465–2468 (1993).
- H. Predel, H. Buhmann, L. W. Molenkamp, R. N. Gurzhi, A. N. Kalinenko, A. I. Kopeliovich, A. V. Yanovsky, Effects of electron-electron scattering on electron-beam propagation in a two-dimensional electron gas. *Phys. Rev. B* **62**, 2057–2064 (2000).
- A. O. Gorovov, J. J. Heremans, Hydrodynamic effects in interacting fermi electron jets. *Phys. Rev. Lett.* **92**, 026803 (2004).
- M. Müller, L. Fritz, S. Sachdev, Quantum-critical relativistic magnetotransport in graphene. *Phys. Rev. B* **78**, 115406 (2008).
- M. Müller, J. Schmalian, L. Fritz, Graphene: A nearly perfect fluid. *Phys. Rev. Lett.* **103**, 025301 (2009).
- C. B. Mendl, M. Polini, A. Lucas, Coherent terahertz radiation from a nonlinear oscillator of viscous electrons. *Appl. Phys. Lett.* **118**, 013105 (2021).
- J. Zaenen, Electrons go with the flow in exotic material systems. *Science* **351**, 1026–1027 (2016).
- D. Y. H. Ho, I. Yudhistira, N. Chakraborty, S. Adam, Theoretical determination of hydrodynamic window in monolayer and bilayer graphene from scattering rates. *Phys. Rev. B* **97**, 121404 (2018).
- M. Zarenia, T. B. Smith, A. Principi, G. Vignale, Breakdown of the Wiedemann-Franz law in AB-stacked bilayer graphene. *Phys. Rev. B* **99**, 161407 (2019).
- G. Wagner, D. X. Nguyen, S. H. Simon, Transport in bilayer graphene near charge neutrality: Which scattering mechanisms are important? *Phys. Rev. Lett.* **124**, 026601 (2020).
- P. Gallagher, C.-S. Yang, T. Lyu, F. Tian, R. Kou, H. Zhang, K. Watanabe, T. Taniguchi, F. Wang, Quantum-critical conductivity of the Dirac fluid in graphene. *Science* **364**, 158–162 (2019).
- Y. Nam, D.-K. Ki, D. Soler-Delgado, A. F. Morpurgo, Electron-hole collision limited transport in charge-neutral bilayer graphene. *Nat. Phys.* **13**, 1207–1214 (2017).
- D. X. Nguyen, G. Wagner, S. H. Simon, Quantum boltzmann equation for bilayer graphene. *Phys. Rev. B* **101**, 035117 (2020).
- C. A. Kukkonen, P. F. Maldague, Electron-hole scattering and the electrical resistivity of the semimetal  $\text{TiS}_2$ . *Phys. Rev. Lett.* **37**, 782–785 (1976).
- P. A. Lee, A. D. Stone, Universal conductance fluctuations in metals. *Phys. Rev. Lett.* **55**, 1622–1625 (1985).
- D. A. Bandurin, I. Torre, R. K. Kumar, M. B. Shalom, A. Tomadin, A. Principi, G. H. Auton, E. Khestanova, K. S. Novoselov, I. V. Grigorieva, L. A. Ponomarenko, A. K. Geim, M. Polini, Negative local resistance caused by viscous electron backflow in graphene. *Science* **351**, 1055–1058 (2016).
- J. Crossno, J. K. Shi, K. Wang, X. Liu, A. Harzheim, A. Lucas, S. Sachdev, P. Kim, T. Taniguchi, K. Watanabe, T. A. Ohki, K. C. Fong, Observation of the Dirac fluid and the breakdown of the Wiedemann-Franz law in graphene. *Science* **351**, 1058–1061 (2016).
- A. I. Berdyugin, S. G. Xu, F. M. D. Pellegrino, R. K. Kumar, A. Principi, I. Torre, M. B. Shalom, T. Taniguchi, K. Watanabe, I. V. Grigorieva, M. Polini, A. K. Geim, D. A. Bandurin, Measuring Hall viscosity of graphene's electron fluid. *Science* **364**, 162–165 (2019).
- C. R. Dean, A. F. Young, I. Meric, C. Lee, L. Wang, S. Sorgenfrei, K. Watanabe, T. Taniguchi, P. Kim, K. L. Shepard, J. Hone, Boron nitride substrates for high-quality graphene electronics. *Nat. Nanotechnol.* **5**, 722–726 (2010).
- J. K. Viljas, T. T. Heikkilä, Electron-phonon heat transfer in monolayer and bilayer graphene. *Phys. Rev. B* **81**, 245404 (2010).
- X. Li, K. M. Borysenko, M. B. Nardelli, K. W. Kim, Electron transport properties of bilayer graphene. *Phys. Rev. B* **84**, 195453 (2011).
- M. Lv, S. Wan, Screening-induced transport at finite temperature in bilayer graphene. *Phys. Rev. B* **81**, 195409 (2010).
- M. Kohler, Allgemeine theorie der abweichungen von der mathiessenschen regel. *Z. Phys.* **126**, 495–506 (1949).
- J. Zaenen, Why the temperature is high. *Nature* **430**, 512–513 (2004).
- K. Zou, X. Hong, J. Zhu, Effective mass of electrons and holes in bilayer graphene: Electron-hole asymmetry and electron-electron interaction. *Phys. Rev. B* **84**, 085408 (2011).
- T. V. Phan, J. C. W. Song, L. S. Levitov, Ballistic Heat Transfer and Energy Waves in an Electron System. arXiv:1306.4972 (2013).
- R. Takahashi, M. Matsuo, M. Ono, K. Harii, H. Chudo, S. Okayasu, J. Ieda, S. Takahashi, S. Maekawa, E. Saitoh, Spin hydrodynamic generation. *Nat. Phys.* **12**, 52–56 (2016).
- L. Wang, I. Meric, P. Y. Huang, Q. Gao, Y. Gao, H. Tran, T. Taniguchi, K. Watanabe, L. M. Campos, D. A. Muller, J. Guo, P. Kim, J. Hone, K. L. Shepard, C. R. Dean, One-dimensional electrical contact to a two-dimensional material. *Science* **342**, 614–617 (2013).
- E. McCann, Asymmetry gap in the electronic band structure of bilayer graphene. *Phys. Rev. B* **74**, 161403 (2006).
- K. M. Borysenko, J. T. Mullen, X. Li, Y. G. Semenov, J. M. Zavada, M. B. Nardelli, K. W. Kim, Electron-phonon interactions in bilayer graphene. *Phys. Rev. B* **83**, 161402 (2011).
- J. Huang, J. A. Alexander-Webber, T. J. B. M. Janssen, A. Tzalenchuk, T. Yager, S. Lara-Avila, S. Kubatkin, R. L. Myers-Ward, V. D. Wheeler, D. K. Gaskill, R. J. Nicholas, Hot carrier relaxation of dirac fermions in bilayer epitaxial graphene. *J. Phys. Condens. Matter* **27**, 164202 (2015).
- D. K. Efetov, P. Kim, Controlling electron-phonon interactions in graphene at ultrahigh carrier densities. *Phys. Rev. Lett.* **105**, 256805 (2010).
- S. Das Sarma, S. Adam, E. H. Hwang, E. Rossi, Electronic transport in two-dimensional graphene. *Rev. Mod. Phys.* **83**, 407–470 (2011).
- P. S. Alekseev, A. P. Dmitriev, I. V. Gornyi, V. Y. Kachorovskii, B. N. Narozhny, M. Schütt, M. Titov, Magnetoresistance of compensated semimetals in confined geometries. *Phys. Rev. B* **95**, 165410 (2017).
- E. McCann, M. Koshino, The electronic properties of bilayer graphene. *Rep. Prog. Phys.* **76**, 056503 (2013).
- E. McCann, V. I. Fal'ko, Landau-level degeneracy and quantum Hall effect in a graphite bilayer. *Phys. Rev. Lett.* **96**, 086805 (2006).
- H. Ochoa, E. V. Castro, M. I. Katsnelson, F. Guinea, Temperature-dependent resistivity in bilayer graphene due to flexural phonons. *Phys. Rev. B* **83**, 235416 (2011).
- D. Svinetsov, V. Vyurkov, S. Yurchenko, T. Otsuji, V. Ryzhii, Hydrodynamic model for electron-hole plasma in graphene. *J. Appl. Phys.* **111**, 083715 (2012).
- K. Kaasbjerg, K. S. Thygesen, K. W. Jacobsen, Unraveling the acoustic electron-phonon interaction in graphene. *Phys. Rev. B* **85**, 165440 (2012).
- T. Sohier, M. Calandra, C.-H. Park, N. Bonini, N. Marzari, F. Mauri, Phonon-limited resistivity of graphene by first-principles calculations: Electron-phonon interactions, strain-induced gauge field, and Boltzmann equation. *Phys. Rev. B* **90**, 125414 (2014).
- M. Combescot, R. Combescot, Conductivity relaxation time due to electron-hole collisions in optically excited semiconductors. *Phys. Rev. B* **35**, 7986–7992 (1987).
- J. Schiefele, F. Sols, F. Guinea, Temperature dependence of the conductivity of graphene on boron nitride. *Phys. Rev. B* **85**, 195420 (2012).
- S. Fratini, F. Guinea, Substrate-limited electron dynamics in graphene. *Phys. Rev. B* **77**, 195415 (2008).
- V. Perebeinos, P. Avouris, Inelastic scattering and current saturation in graphene. *Phys. Rev. B* **81**, 195442 (2010).
- M. Polini, G. Vignale, V. Pellegrini, J. K. Jain, The quasiparticle lifetime in a doped graphene sheet, in *No-Nonsense Physicist: An Overview of Gabriele Giuliani's Work and Life* (Scuola Normale Superiore, 2016), pp. 107–124.
- S. Adam, E. H. Hwang, V. M. Galitski, S. D. Sarma, A self-consistent theory for graphene transport. *Proc. Natl. Acad. Sci. U.S.A.* **104**, 18392–18397 (2007).
- D. Rhodes, S. H. Chae, R. Ribeiro-Palau, J. Hone, Disorder in van der waals heterostructures of 2d materials. *Nat. Mater.* **18**, 541–549 (2019).
- M. Müller, S. Sachdev, Collective cyclotron motion of the relativistic plasma in graphene. *Phys. Rev. B* **78**, 115419 (2008).

51. X.-F. Wang, T. Chakraborty, Coulomb screening and collective excitations in biased bilayer graphene. *Phys. Rev. B* **81**, 081402 (2010).
52. L. Jiang, Z. Shi, B. Zeng, S. Wang, J.-H. Kang, T. Joshi, C. Jin, L. Ju, J. Kim, T. Lyu, Y.-R. Shen, M. Crommie, H.-J. Gao, F. Wang, Soliton-dependent plasmon reflection at bilayer graphene domain walls. *Nat. Mater.* **15**, 840–844 (2016).
53. N. Ashcroft, N. Mermin, *Solid State Physics* (Saunders College, 1976).
54. K. von Klitzing, The quantized hall effect. *Rev. Mod. Phys.* **58**, 519–531 (1986).
55. B. L. Altshuler, A. G. Aronov, D. E. Khmelnitsky, Effects of electron-electron collisions with small energy transfers on quantum localisation. *J. Phys. C* **15**, 7367–7386 (1982).
56. A. K. Geim, K. S. Novoselov, The rise of graphene. *Nat. Mater.* **6**, 183–191 (2007).
57. J. A. N. Bruin, H. Sakai, R. S. Perry, A. P. Mackenzie, Similarity of scattering rates in metals showing T-linear resistivity. *Science* **339**, 804–807 (2013).
58. H.-Y. Xie, M. S. Foster, Transport coefficients of graphene: Interplay of impurity scattering, Coulomb interaction, and optical phonons. *Phys. Rev. B* **93**, 195103 (2016).

**Acknowledgments:** We acknowledge helpful discussions with M. Fuhrer, P. Ong, Y. Shao, O. Sushkov, J. Teherani, G. Vignale, G. Wagner, and M. Zarenia. **Funding:** The experimental work at Columbia was primarily supported by the National Science Foundation program for Emerging Frontiers in Research and Innovation (EFRI-1741660). The theoretical work in Singapore was supported by the Singapore Ministry of Education (MOE2017-T2-1-130) and the Singapore National Research Foundation Investigator Award (NRF-NRFI06-2020-0003). Measurements of gapped bilayer graphene (L.W., P.M.) were supported by the Cornell Center for Materials Research with funding from the NSF MRSEC program (DMR-1719875) and the

Kavli Institute at Cornell for Nanoscale Science. Hall effect measurements and analysis (J.I.A.L., C.D.) were supported by the National Science Foundation (NSF) MRSEC program through Columbia in the Center for Precision-Assembled Quantum Materials (DMR-2011738). Samples were fabricated at the Columbia Nano Initiative Shared Facilities. Growth of hexagonal boron nitride crystals (T.T., K.W.) was supported by the Elemental Strategy Initiative conducted by the MEXT, Japan, and the CREST (JPMJCR15F3), JST. We also acknowledge the use of the dedicated research computing resources at CA2DM. C.T. acknowledges support from a National Defense Science and Engineering Graduate (NDSEG) Fellowship (contract FA9550-11-C-0028), awarded by the U.S. Department of Defense. **Author contributions:** C.T., L.W., and J.H. conceptualized the experiment. D.Y.H.H., I.Y., and S.A. provided theoretical understanding for the experiment. C.T., L.W., and J.I.A.L. fabricated the devices and collected the data. C.T., D.Y.H.H., I.Y., D.A.R., S.A., and J.H. curated and analyzed the data. T.T. and K.W. synthesized hBN crystals. K.S., P.L.M., C.R.D., S.A., and J.H. supervised and provided resources for the project. C.T., D.Y.H.H., S.A., and J.H. wrote the original draft. All authors reviewed and edited this work. **Competing interests:** The authors declare that they have no competing interests. **Data and materials availability:** All data needed to evaluate the conclusions in the paper are present in the paper and/or the Supplementary Materials.

Submitted 4 April 2021

Accepted 25 February 2022

Published 15 April 2022

10.1126/sciadv.abi8481

## Dissipation-enabled hydrodynamic conductivity in a tunable bandgap semiconductor

Cheng TanDerek Y. H. HoLei WangJia I. A. LiIndra YudhistiraDaniel A. RhodesTakashi TaniguchiKenji WatanabeKenneth ShepardPaul L. McEuenCory R. DeanShaffique AdamJames Hone

*Sci. Adv.*, 8 (15), eabi8481. • DOI: 10.1126/sciadv.abi8481

### View the article online

<https://www.science.org/doi/10.1126/sciadv.abi8481>

### Permissions

<https://www.science.org/help/reprints-and-permissions>

Use of this article is subject to the [Terms of service](#)

---

*Science Advances* (ISSN ) is published by the American Association for the Advancement of Science. 1200 New York Avenue NW, Washington, DC 20005. The title *Science Advances* is a registered trademark of AAAS.

Copyright © 2022 The Authors, some rights reserved; exclusive licensee American Association for the Advancement of Science. No claim to original U.S. Government Works. Distributed under a Creative Commons Attribution License 4.0 (CC BY).