

Search for resonant pair production of Higgs bosons in the $b\bar{b}b\bar{b}$ final state using pp collisions at $\sqrt{s} = 13$ TeV with the ATLAS detector

G. Aad *et al.*^{*}
(ATLAS Collaboration)

 (Received 17 February 2022; accepted 15 March 2022; published 11 May 2022)

A search for resonant Higgs boson pair production in the $b\bar{b}b\bar{b}$ final state is presented. The analysis uses 126 fb^{-1} – 139 fb^{-1} of pp collision data at $\sqrt{s} = 13$ TeV collected with the ATLAS detector at the Large Hadron Collider. The analysis is divided into two channels, targeting Higgs boson decays which are reconstructed as pairs of small-radius jets or as individual large-radius jets. Spin-0 and spin-2 benchmark signal models are considered, both of which correspond to resonant HH production via gluon-gluon fusion. The data are consistent with Standard Model predictions. Upper limits are set on the production cross section times branching ratio to Higgs boson pairs of a new resonance in the mass range from 251 GeV to 5 TeV.

DOI: [10.1103/PhysRevD.105.092002](https://doi.org/10.1103/PhysRevD.105.092002)

I. INTRODUCTION

The discovery of the 125 GeV Higgs boson (H) [1–4] at the Large Hadron Collider (LHC) enables and motivates the search for resonances decaying into Higgs boson pairs (HH). Such searches have been carried out by the ATLAS and CMS collaborations in pp collisions at center-of-mass energies (\sqrt{s}) of both 8 TeV and 13 TeV. All of these have found results that are consistent with the Standard Model (SM) prediction that no such resonances exist. The ATLAS Collaboration has set constraints on resonant HH production via vector-boson fusion in the $b\bar{b}b\bar{b}$ final state [5] and via gluon-gluon fusion (ggF) in the boosted $b\bar{b}\tau^+\tau^-$ final state [6] using the full Run 2 dataset. It also searched for resonant HH production in the $b\bar{b}b\bar{b}$ decay mode via gluon-gluon fusion [7], in the $\gamma\gamma b\bar{b}$ [8], $b\bar{b}\tau^+\tau^-$ [9], $WWb\bar{b}$ [10], $WWWW$ [11], and $WW\gamma\gamma$ [12] decay modes, and in a combination [13], using up to 36.1 fb^{-1} of the Run 2 dataset at $\sqrt{s} = 13$ TeV. The CMS Collaboration has similarly set constraints in the $b\bar{b}b\bar{b}$ [14], $b\bar{b}\gamma\gamma$ [15], $b\bar{b}\tau^+\tau^-$ [16], $b\bar{b}\ell\ell\ell\ell$ [17], and $b\bar{b}ZZ$ [18] decay modes, and a combination of these [19], using 35.9 fb^{-1} of $\sqrt{s} = 13$ TeV data, as well as the $b\bar{b}\tau^+\tau^-$ [20] decay mode and final states with b -quarks and leptons [21] using the full Run 2 dataset.

This paper presents a search for resonant pair production of Higgs bosons via gluon-gluon fusion in the $b\bar{b}b\bar{b}$ final state, using the full LHC Run 2 dataset collected by ATLAS. The results are interpreted in terms of two representative benchmark models: a generic spin-0 boson, X (as, for example, predicted by two-Higgs-doublet models [22] such as the Minimal Supersymmetric Standard Model [23,24]), and a spin-2 Kaluza–Klein graviton, G_{KK}^* , in the context of the bulk Randall–Sundrum (RS) model [25–28]. In both cases, only the gluon-gluon fusion production mode is considered. No further assumptions are made on the signal models except for the spin hypothesis and generated resonance width. Example production diagrams for these signal models are shown in Fig. 1. Throughout this analysis, the nominal $H \rightarrow b\bar{b}$ branching ratio is taken to be 0.582, corresponding to the SM value at a Higgs boson mass of 125 GeV [29].

The analysis is divided into two complementary channels: *resolved*, in which each of the four b -quarks from the H decays leads to an individually reconstructed jet, and *boosted*, which targets the topology where each H is produced with large transverse momentum (p_T) and its decay products are reconstructed as a single large-radius jet. The resolved and boosted channels target low and high resonance masses, respectively. The resolved channel covers resonance masses from 251 GeV to 1.5 TeV, and the boosted channel covers resonance masses from 900 GeV to 5 TeV. The two channels are statistically combined in the mass range where they overlap.

In addition to utilizing the full Run 2 dataset and benefiting from progress in the ATLAS b -jet identification

^{*}Full author list given at the end of the article.

Published by the American Physical Society under the terms of the [Creative Commons Attribution 4.0 International license](https://creativecommons.org/licenses/by/4.0/). Further distribution of this work must maintain attribution to the author(s) and the published article's title, journal citation, and DOI. Funded by SCOAP³.

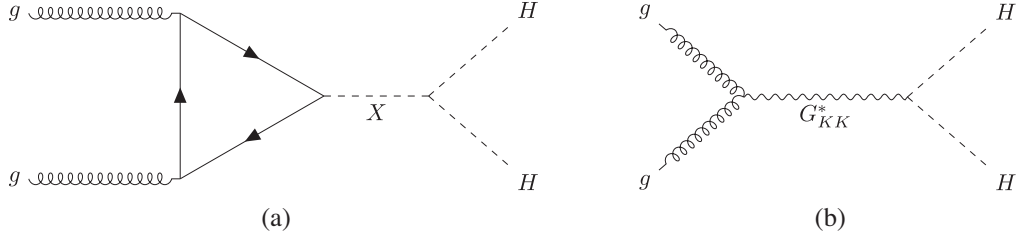


FIG. 1. Feynman diagrams for resonant Higgs boson pair production via gluon-gluon fusion in the two benchmark signal models: (a) a generic spin-0 boson, and (b) a Kaluza–Klein graviton.

algorithms, this analysis is improved over the previous ATLAS search [7] in several ways. In the resolved channel, a machine-learning algorithm is used to pair the jets into Higgs boson candidates and the fully data-driven background model is substantially improved with a neural-network-based reweighting procedure. In the boosted channel, variable-radius track jets are used for b -tagging to recover signal acceptance for the highest resonance masses, which fell in the previous analysis as the Higgs boson decay products became very collimated, and the search is extended to cover the previously unexplored resonance mass range between 3 TeV and 5 TeV. In both channels, the analysis uses a new neural-network-based b -tagging algorithm DL1r, which performs better than the older MV2 algorithm [30,31].

II. ATLAS DETECTOR

The ATLAS detector [32] at the LHC covers nearly the entire solid angle around the collision point.¹ It consists of an inner tracking detector surrounded by a thin superconducting solenoid, electromagnetic and hadron calorimeters, and a muon spectrometer incorporating three large superconducting air-core toroidal magnets.

The inner-detector (ID) system is immersed in a 2 T axial magnetic field and provides charged-particle tracking in the range $|\eta| < 2.5$. The high-granularity silicon pixel detector covers the vertex region and typically provides four space-point measurements per track, the first hit normally being in the insertable B-layer installed before Run 2 [33,34]. The next layer outward is the silicon microstrip tracker, which usually provides eight measurements per track. These silicon detectors are complemented by the transition radiation tracker, which enables radially extended track reconstruction up to $|\eta| = 2.0$.

¹ATLAS uses a right-handed coordinate system with its origin at the nominal interaction point (IP) in the center of the detector and the z -axis along the beam pipe. The x -axis points from the IP to the center of the LHC ring, and the y -axis points upwards. Cylindrical coordinates (r, ϕ) are used in the transverse plane, ϕ being the azimuthal angle around the z -axis. The pseudorapidity is defined in terms of the polar angle θ as $\eta = -\ln \tan(\theta/2)$. Angular distance is measured in units of $\Delta R \equiv \sqrt{(\Delta\eta)^2 + (\Delta\phi)^2}$.

The calorimeter system covers the pseudorapidity range $|\eta| < 4.9$. Within the region $|\eta| < 3.2$, electromagnetic calorimetry is provided by barrel and endcap high-granularity lead/liquid-argon (LAr) calorimeters, with an additional thin LAr presampler covering $|\eta| < 1.8$ to correct for energy loss in material upstream of the calorimeters. Hadron calorimetry is provided by the steel/scintillator-tile calorimeter, segmented into three barrel structures within $|\eta| < 1.7$, and two copper/LAr hadron endcap calorimeters. The solid angle coverage is completed with forward copper/LAr and tungsten/LAr calorimeter modules optimized for electromagnetic and hadronic energy measurements respectively.

The muon spectrometer (MS) comprises separate trigger and high-precision tracking chambers measuring the deflection of muons in a magnetic field generated by the superconducting air-core toroidal magnets. The field integral of the toroids ranges between 2.0 and 6.0 T · m across most of the detector. A set of precision chambers covers the region $|\eta| < 2.7$ with three layers of monitored drift tubes, complemented by cathode-strip chambers in the forward region, where the background is highest. The muon trigger system covers the range $|\eta| < 2.4$ with resistive-plate chambers in the barrel, and thin-gap chambers in the endcap regions.

Interesting events are selected by the first-level trigger system implemented in custom hardware, followed by selections made by algorithms implemented in software in the high-level trigger [35]. The first-level trigger accepts events from the 40 MHz bunch crossings at a rate below 100 kHz, which the high-level trigger further reduces in order to record events to disk at about 1 kHz.

An extensive software suite [36] is used in the reconstruction and analysis of real and simulated data, in detector operations, and in the trigger and data acquisition systems of the experiment.

III. DATA AND SIMULATED SAMPLES

A. Data sample

This analysis is performed using LHC pp collision data at $\sqrt{s} = 13$ TeV. Only data collected during stable beam conditions with all relevant detector systems functional are used [37]. The resolved (boosted) channel uses 126 fb⁻¹ (139 fb⁻¹) of data collected in 2016–2018 (2015–2018).

The triggers for both channels are based on jets reconstructed using the anti- k_t algorithm [38,39]. For the resolved (boosted) channel, the jets are clustered with a radius parameter of $R = 0.4$ ($R = 1.0$).

The resolved channel uses a combination of 12 triggers with various requirements on the transverse energy (E_T) and b -tagging status of the jets [40]. These include requirements on any one of four sets of objects:

- (a) two b -jets plus two additional jets ($2b + 2j$),
- (b) two b -jets plus one additional jet ($2b + 1j$),
- (c) a single high- $E_T b$ -jet, and
- (d) two b -jets plus a high H_T , defined as the scalar sum of all jets' E_T ($2b + H_T$).

The minimum E_T requirements on the jets are 35 GeV for the b -jets from the $2b + 2j$ triggers, 55 GeV for the b -jets from the $2b + H_T$ triggers, 100 to 150 GeV (depending on the year) for the additional jet used for the $2b + 1j$ triggers, and finally 225 GeV or 300 GeV for the single high- $E_T b$ -jet trigger. The minimum H_T requirement is 300 GeV for the triggers which include it. In the trigger, H_T is computed using all jets with $E_T \geq 30$ GeV. The efficiency of individual triggers varies from a few percent to up to 80% depending on the kinematic and b -tagging requirements of the trigger, and the signal hypothesis. The choice of triggers is optimized to maximize the signal efficiency over the full range of hypothesized resonance mass values. The set of triggers used depends on the data-taking year, and the triggers from each year have different effects on kinematic distributions. This results in a different signal-to-background ratio in each year's data. Therefore, the datasets from each year are treated independently until they are combined in the statistical analysis. During 2016 data taking, a fraction of the data (8.3 fb^{-1}) was affected by an inefficiency in the online vertex reconstruction, which reduced the efficiency of the algorithms used to identify b -jets; those events were not retained for further analysis. This results in an integrated luminosity of 24.6 fb^{-1} for the 2016 dataset in the resolved channel. The integrated luminosities of the 2017 and 2018 datasets are 43.7 fb^{-1} and 57.7 fb^{-1} , respectively.

In the boosted channel, events were selected from the 2015 dataset using a trigger that required a single jet, J , with $E_T > 360$ GeV. In 2016, 2017 and 2018 a similar trigger was used but requiring $E_T > 420$ GeV. The 2017 and 2018 triggers have additional requirements on the mass of the jet of $m_J > 40$ GeV and $m_J > 35$ GeV, respectively. The efficiency of these triggers is 98% for data passing the jet requirements described in Sec. VI, so the triggers do not significantly impact any relevant kinematic distributions and the datasets corresponding to each year are combined into one dataset.

B. Simulated samples

Monte Carlo (MC) simulation is used for the modeling of signal events and, in the case of the boosted channel, for the

modeling of the $t\bar{t}$ background. The ATLAS detector response is simulated with GEANT4 [41] for background samples, spin-0 signal samples with a resonance mass of 1 TeV or higher, and all spin-2 signal samples. AtlFastII [42], which utilizes a fast calorimeter simulation, is used for spin-0 signals with resonance masses below 1 TeV.

The signal processes for both benchmark models were simulated at leading order (LO) in α_s , using MadGraph5_aMC@NLO2.6.1 [43] for the spin-0 samples and MadGraph5_aMC@NLO2.2.2 for the spin-2 samples. For both cases, the NNPDF2.3LO [44] parton distribution function (PDF) set was used. Both resonances were produced via gluon–gluon fusion and were forced to decay into a pair of SM Higgs bosons, as indicated in Fig. 1. Signal samples were generated for resonance masses in a range from 251 GeV to 5 TeV, with increased spacing between the higher mass-points. The spacing becomes larger than the detector resolution at high masses. For the spin-0 model, interpolation methods [45] are used to estimate the mass distribution between the points above 2 TeV for which samples were simulated. The spin-2 resonance is wide compared to the mass spacing, so no interpolation is required.

For the spin-0 case, a two-Higgs-doublet model was used in the event generation, taking the heavy CP -even neutral scalar as the resonance of interest. Its width was set to be much smaller than the detector resolution, and the other non-SM particles in this model do not enter the generation (At LO in QCD, there are no Feynman diagrams for this process containing them). Hadronization and parton showering were modeled with HERWIG7.1.3 [46], using the MMHT2014LO [47] PDF set for the parton shower and EvtGen 1.6.0 [48] to model heavy-flavor decays. The HERWIG7.1 default set of tuned underlying-event parameters was used. No theoretical cross sections are required for this process; the simulated events are used purely to model the kinematics.

For the spin-2 case, a Kaluza–Klein graviton with $k/\bar{M}_{\text{Pl}} = 1$ is taken as the benchmark, where k is the curvature of the warped extra dimension and $\bar{M}_{\text{Pl}} = 2.4 \times 10^{18}$ GeV is the effective four-dimensional Planck scale. The generated width, based on the model prediction, ranges from 3% to 20% of the resonance mass, which is not negligible compared to the detector resolution. The hadronization and showering were modeled using PYTHIA8.186 [49] with EvtGen 1.2.0 for heavy-flavor decays. The A14 set of tuned underlying-event parameters [50] and the NNPDF2.3LO PDF set were used. The cross sections for this process are taken from Ref. [28]. They are used solely for setting limits on the graviton mass.

Top quark pair production ($t\bar{t}$) was simulated at next-to-leading order (NLO) in α_s using Powheg Box v2 [51–54]. Parton showering, hadronization, and the underlying event were modeled using PYTHIA8.230 with EvtGen 1.6.0 for heavy-flavor decays. The matrix element calculation uses

NNPDF3.0NLO [55] as the PDF set, while the parton shower and underlying-event modeling uses NNPDF2.3LO [44] and the A14 set of tuned parameters. The damping parameter h_{damp} , which effectively regulates radiation at high p_T , was set to 1.5 times the top quark mass. The $t\bar{t}$ simulation is normalized using the value of the inclusive cross section calculated with Top++ 2.0 [56,57]. This accounts for next-to-next-to-leading-order (NNLO) corrections in α_s , including next-to-next-to-leading logarithmic (NNLL) resummation of soft gluon terms.

Multijet background processes were modeled using PYTHIA8.235. This simulates pure quantum chromodynamics (QCD) 2-to-2 interactions at LO in α_s . Events were showered using the parton shower native to PYTHIA, which includes radiation and splitting that can result in additional jets, along with EvtGen 1.6.0 for heavy-flavor decays. The A14 set of tuned underlying-event parameters and the NNPDF2.3LO PDF set were used.

Other background processes, such as SM H , HH , and electroweak diboson production, have been estimated to give negligible contributions to the selected event yields and are therefore not included.

The effect of multiple interactions in the same and neighboring bunch crossings (pileup) was modeled by overlaying each simulated hard-scattering event with inelastic proton-proton (pp) events generated with PYTHIA8.186 using the NNPDF2.3LO PDF and the A3 set of tuned parameters [58].

IV. OBJECT RECONSTRUCTION

Primary vertices from proton-proton interactions are reconstructed using at least two charged-particle tracks with $p_T > 500$ MeV measured with the ID [59]. The vertex which has the largest sum of squared track momenta ($\sum p_T^2$) is selected as the hard-scatter primary vertex.

Hadronic jets are reconstructed using the anti- k_t algorithm [38,39]. Depending on the use case, different input objects and radius parameters R are used.

For the resolved channel, *small- R jets* are clustered using $R = 0.4$ with particle-flow objects as inputs [60]. Particle-flow objects are charged-particle tracks matched to the hard-scatter vertex and calorimeter energy clusters following an energy subtraction algorithm that removes the calorimeter deposits associated with good-quality tracks from any vertex. The tracking information is used to improve the clusters' energy resolutions. The momenta of these jets are calibrated in a multistep procedure [61]. Jets with $p_T < 60$ GeV and $|\eta| < 2.4$ must also satisfy a requirement based on the output of the multivariate “jet vertex tagger” (JVT) algorithm, which is used to identify and reject jets in which much of the energy originates from pileup interactions [62]. The “Tight” working point, corresponding to an average signal efficiency of 96%, is used and jets failing this requirement are discarded. All small- R jets are required to have $p_T > 40$ GeV and $|\eta| < 2.5$. Any

jets failing these requirements are discarded and not used further, except where stated explicitly.

Additional small- R jets are reconstructed from topological clusters of energy deposits in the calorimeter [63] instead of particle-flow objects. These jets are used exclusively for the purpose of applying quality criteria to identify events which are consistent with noise in the calorimeter or noncollision background [64]. They are calibrated in the same way as the small- R jets reconstructed from particle-flow objects. If an event contains at least one jet which has $p_T > 20$ GeV, passes the JVT, and fails to meet these quality criteria, the event is rejected.

For the boosted channel, *large- R jets* are clustered using $R = 1.0$ with topological clusters of energy deposits in calorimeter cells as the input. The clusters are locally calibrated [65] before being combined into jets. After these large- R jets are created, a trimming procedure [66] is applied to mitigate the effects of pileup: the constituents are reclustered into “subjects” using the k_t algorithm [67] with $R = 0.2$, and any of these subjects with less than 5% of the large- R jet's p_T are removed. The large- R jets are calibrated following a procedure similar to that for the small- R jets; however, there is no area-based pileup subtraction step or global sequential calibration [68]. Additionally, the mass of each large- R jet is calibrated using both calorimeter and track information [69].

The boosted channel also makes use of *track-jets* to identify individual b -hadron decays within the large- R jet. ID tracks are clustered using the anti- k_t algorithm with a variable radius. The effective radius R is inversely proportional to the p_T of the constituent(s) in question: $R = \rho/p_T$. Here, a value of $\rho = 30$ GeV is used. Minimum and maximum values of this effective radius are set at $R_{\text{min}} = 0.02$ and $R_{\text{max}} = 0.4$. Track jets do not have a dedicated calibration; their momenta are taken to be the vector sum of the momenta of their constituent tracks. After being reconstructed, these track jets are exclusively matched to large- R jets using the ghost association method [70].

A b -tagging algorithm [30,31] is applied to both the small- R jets and the track jets to identify those which are likely to have originated from a b -quark. The DL1r algorithm is used, at a working point chosen to have 77% efficiency on average for jets associated with true b -hadrons in simulated $t\bar{t}$ events. This is a multivariate algorithm which uses a selection of inputs including information about the impact parameters of ID tracks, the presence of displaced secondary vertices, and the reconstructed flight paths of b - and c -hadrons inside the jet [71]. At the chosen working point, the light-jet (charm-jet) rejection measured in $t\bar{t}$ MC simulation is about a factor of 130 (4.9) on average for small- R jets. The training and calibration of this algorithm is performed separately for each jet type [72,73]. Correction factors are applied to the simulated samples to compensate for differences between the b -tagging efficiencies in data and simulation.

Muons are reconstructed by matching ID tracks with either MS tracks or aligned individual hits in the MS and performing a combined track fit. They are required to have $p_T > 4$ GeV and $|\eta| < 2.5$, and to satisfy “Medium” identification criteria based on track-quality variables [74]. Muons are used only to apply corrections to jet momenta.

A momentum correction is applied to b -tagged small- R jets to account for energy lost to soft out-of-cone radiation and to muons and neutrinos in semileptonic b -hadron decays. This correction follows the procedure used in Ref. [75] and consists of two parts. For the first, if any muon is within $\Delta R = 0.4$ of a b -tagged small- R jet, the four-momentum of the muon is added to that of the jet. Any energy deposited in the calorimeter by the muon is then subtracted from the jet to prevent double counting; this is computed according to the description in Ref. [76]. In the second step a global scale factor is applied to each b -tagged small- R jet based on its p_T and whether or not it has a muon within $\Delta R = 0.4$ of the jet axis. These scale factors are derived from simulation.

To account for energy lost in semileptonic b -hadron decays, a similar muon-in-jet correction is applied to large- R jets. If a muon is matched within a distance of $\Delta R = \min(0.4, 0.04 + 10 \text{ GeV}/p_T^{\text{muon}})$ to one of the two leading track jets associated with the large- R jet, and if the track jet is b -tagged, the muon is considered part of the large- R jet. Again, any energy deposited in the calorimeter by the muon is subtracted from the jet to prevent double counting. The muon four-momentum is then added to the calorimeter-based component of the large- R jet four-momentum, and the jet mass is recalculated [77].

V. RESOLVED CHANNEL

A. Event selection

To be considered for analysis, events must pass the trigger requirements specified in Sec. III A. To simplify the modeling of trigger efficiencies, events are sorted into exactly one of four classes based on offline kinematic quantities, each of which requires one specific type of trigger to be passed. In decreasing order of priority, these are as follows:

- (i) If the leading jet has $p_T > 325$ GeV and is b -tagged, the trigger requiring one high- E_T b -jet is used.
- (ii) If the leading jet has $p_T > 170$ GeV and is not b -tagged, the trigger requiring two b -jets and one additional jet is used.
- (iii) If the H_T in the event (computed using all jets with $p_T > 25$ GeV and $|\eta| < 2.5$) is greater than 900 GeV, the trigger requiring a high H_T is used.
- (iv) For all remaining events, the trigger requiring two b -jets and two additional jets is used.

The definitions of these classes are the result of a dedicated sensitivity optimization intended to minimize the expected

limits on the signal cross section. Following the trigger selection, events are required to have at least four small- R jets. Events are then divided into two categories, “ $2b$ ” (where exactly two jets are b -tagged) and “ $4b$ ” (where at least four jets are b -tagged). Exactly four jets are selected to construct the two H candidates. For $4b$ events, the four b -tagged jets with the highest p_T are selected. For $2b$ events, the two b -tagged jets and the two untagged jets with the highest p_T are selected. The $2b$ events are needed to construct the background model for the $4b$ category. This selection of untagged jets can introduce a kinematic bias with respect to the $4b$ category, but this is accounted for by the reweighting function described in Sec. VB.

After the four jets are chosen, there are three possible combinations for pairing them into H candidates. For a given pairing, the four-momentum of the H candidate is defined as the sum of the four-momenta of the jets used to construct it. The pairing is chosen using a boosted decision tree (BDT). This is trained using LightGBM [78] to classify each of the three possible pairings in a signal event as either correct or incorrect. The correct pairing is defined by using the generator’s decay record to match jets to the parton-level b -quarks which result immediately from the H decay. The classifier assigns each of the three candidate pairings a score, and the pairing with the highest score is chosen. The input variables to the BDT are the separations in pseudorapidity, azimuthal angle, and their quadratic sum ($\Delta\eta$, $\Delta\phi$, and ΔR , respectively) between the two jets in each pair. Although the same information is contained in $\Delta\eta$ and $\Delta\phi$ alone, additional use of a precalculated ΔR leads to improved performance. The BDT is also parametrized in the invariant mass of the four identified b -jets [$m(4b)$], which is included as an additional input feature. However, $m(4b)$ cannot itself be used to discriminate between correct and incorrect pairings as it is independent of the pairing. Its inclusion as a parameter serves the purpose of ensuring optimal performance for all resonance masses. The BDT is trained on a sample consisting of one quarter of the simulated spin-0 signal events, across the full range of resonance masses considered in the resolved channel. A further selection on training events is applied, requiring them to contain at least four jets with $p_T > 35$ GeV, each of which is within $\Delta R = 0.4$ of a true b -quark, defined at parton level and originating from a Higgs boson decay. This p_T requirement is loosened relative to the nominal selection in order to increase the number of selected events with low $m(4b)$. The events entering this training are not used anywhere else in the analysis. This technique results in less background in the signal region (defined below) compared to the strategy used in the previous ATLAS search [7], which was based on minimizing the difference between the two dijet invariant masses. The BDT algorithm finds the correct pairing in at least 65% of signal events. This efficiency is lowest for low resonance masses, but reaches almost 100% for resonance masses of 600 GeV

and higher. This is a significant improvement with respect to the efficiency of the previous method, especially at low resonance masses.

After the H candidates are formed, they are ordered by the scalar sum of the p_T of their constituent jets: H_1 and H_2 denote the leading and subleading H candidates, respectively. A pseudorapidity separation between the two H candidates of $|\Delta\eta_{HH}| < 1.5$ is required in order to reduce the multijet background. Additionally, a “top veto” is applied, to reduce the background from hadronic top quark decays. This is defined by combining every possible pair of jets with $p_T > 40$ GeV and $|\eta| < 2.5$, including those that were not selected for the H candidates, to form “ W candidates”. “Top quark candidates” are built by pairing W candidates with each remaining jet that was selected for H candidates. Events are rejected if any top quark candidate satisfies $X_{Wt} < 1.5$, where the discriminant X_{Wt} is defined as

$$X_{Wt} = \sqrt{\left(\frac{m(W) - m_{SM}(W)}{0.1 \times m(W)}\right)^2 + \left(\frac{m(t) - m_{SM}(t)}{0.1 \times m(t)}\right)^2}.$$

Here, $m(W)$ and $m(t)$ denote the masses of the candidates under consideration, while $m_{SM}(W)$ and $m_{SM}(t)$ denote the measured masses of these particles (80.4 GeV and 172.5 GeV, respectively [79]). The denominators in the expression for X_{Wt} represent the approximate mass resolution of the detector.

Finally, events are sorted into three kinematic regions based on the invariant masses of the H candidates. The first of these is the *signal region* (SR), defined by requiring $X_{HH} < 1.6$, where

$$X_{HH} = \sqrt{\left(\frac{m(H_1) - 120 \text{ GeV}}{0.1 \times m(H_1)}\right)^2 + \left(\frac{m(H_2) - 110 \text{ GeV}}{0.1 \times m(H_2)}\right)^2}.$$

$$R_{HH}^{VR} \equiv \sqrt{(m(H_1) - 1.03 \times 120 \text{ GeV})^2 + (m(H_2) - 1.03 \times 110 \text{ GeV})^2} < 30 \text{ GeV}.$$

Finally, the *control region* (CR) contains the events not in the SR or VR which satisfy the condition

$$R_{HH}^{CR} \equiv \sqrt{(m(H_1) - 1.05 \times 120 \text{ GeV})^2 + (m(H_2) - 1.05 \times 110 \text{ GeV})^2} < 45 \text{ GeV}.$$

The centers of the VR and CR are shifted relative to that of the SR to ensure that the mean H candidate masses are equal in the three regions. The shapes of these regions in the $m(H_1)$ – $m(H_2)$ plane are shown with the $2b$ data in Fig. 2.

After the full selection, the final discriminating variable “corrected $m(HH)$ ” is constructed. This is obtained by rescaling the four-momenta of the H candidates such that $m(H_1) = m(H_2) = 125$ GeV. The corrected $m(HH)$ is

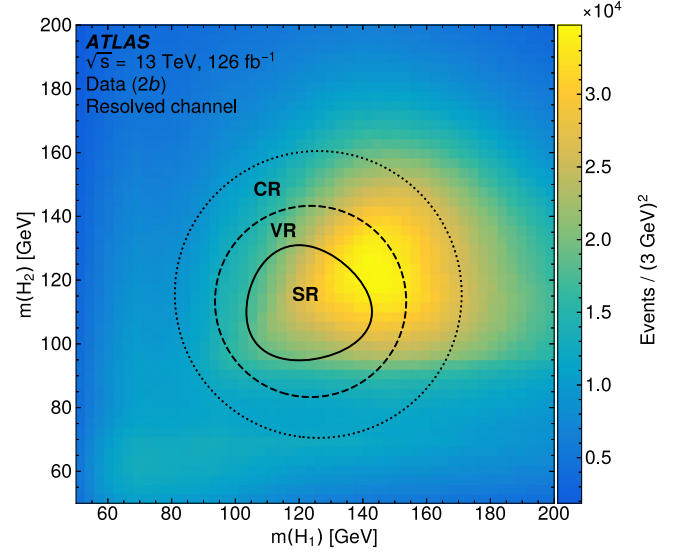


FIG. 2. Kinematic region definitions superimposed on the resolved $2b$ data for the full 2016–2018 dataset. H_1 and H_2 are the reconstructed Higgs boson candidates, sorted by their p_T .

The shape of the SR in the $m(H_1)$ – $m(H_2)$ plane is chosen to optimize the signal significance. The mass values of 120 GeV and 110 GeV correspond to the position of the peaks of the simulated signal $m(H_1)$ and $m(H_2)$ distributions. The deviations from the measured Higgs boson mass of 125 GeV [79] are due to detector effects, as well as energy lost to neutrinos from the b -hadron decays and to out-of-cone radiation. Jets which lose energy give rise to lower mass in their H candidate. Since these jets are more likely to compose H_2 by definition, this results in a slightly lower mass for H_2 than H_1 on average. The *validation region* (VR) contains the events not in the SR which satisfy the condition

then the invariant mass of the sum of the two resulting four-momenta. This procedure improves the scale and resolution of the reconstructed signal mass distribution by correcting for detector effects and physical processes such as radiative emission outside the jet cones. This correction improves the signal mass resolution by up to 25% and shifts the mean of the mass distribution closer to the true value. It also modifies the background shape, but

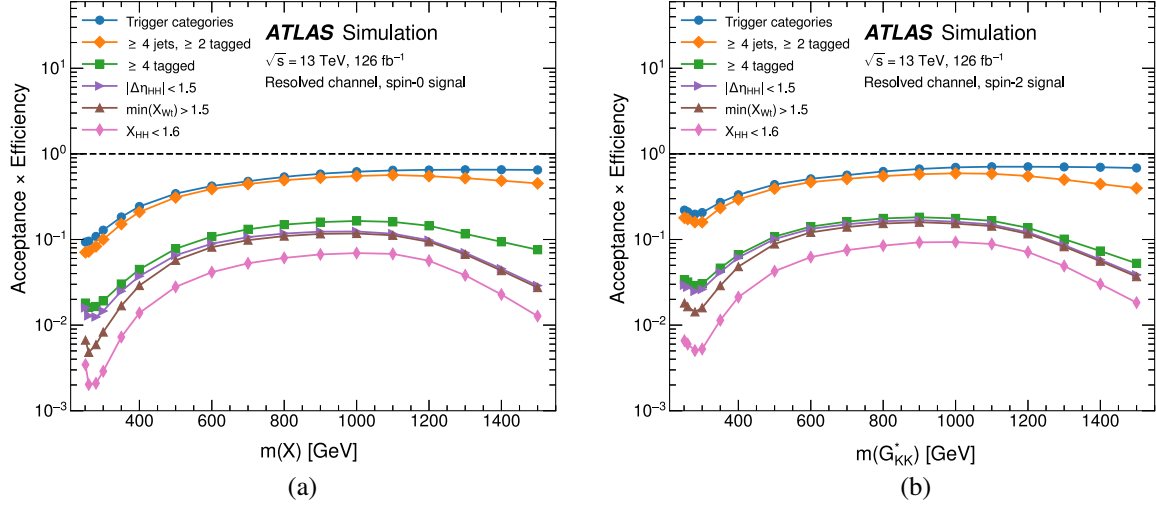


FIG. 3. Cumulative acceptance times efficiency as a function of resonance mass for each event selection step in the resolved channel for (a) the spin-0 and (b) the spin-2 signal models. The local maximum at 251 GeV is a consequence of the near-threshold kinematics.

does not introduce any signal-like features. The signal efficiency times acceptance for the various event selection steps is shown in Fig. 3. The efficiency at low resonance masses is mainly limited by the trigger. At high resonance masses the jets start to merge together and the reconstruction and b -tagging efficiencies decrease. The efficiency is substantially larger for the spin-2 model than for the spin-0 model because the corrected $m(HH)$ distribution of the spin-2 model is much broader. This has an especially large effect at the lowest resonance masses, where the shape of the corrected $m(HH)$ distribution is distorted toward higher values. This is a result of both the $m(HH)$ correction and the natural mass shape of the graviton resonance near the production threshold.

B. Background estimation

After the selection described above, the background is dominated by pure QCD multijet processes (excluding top-quark production), with the approximately 5% remainder almost entirely composed of $t\bar{t}$. This background composition was determined by comparing $t\bar{t}$ MC simulation to the total background estimate in the SR; it is purely meant to be indicative and is not used in the statistical treatment. The background is modeled using a purely data-driven technique; the only MC simulation used is for the signal.

The background shape in the $4b$ SR is estimated from data in the $2b$ regions and the $4b$ CR. The signal contamination in the $2b$ dataset is evaluated and found to be negligible compared to the background uncertainties. The signal-to-background ratio in the $4b$ CR depends on the signal hypothesis and ranges from 10% to 25% of that in the SR. However, the impact on the analysis results was studied and found negligible. This was determined by injecting various signals into the CR (and VR) data

using cross sections corresponding to existing experimental upper limits.

The event kinematics in the $2b$ and $4b$ regions are not expected to be identical, so a reweighting function which maps the $2b$ kinematic distributions onto the $4b$ distributions is derived,

$$w(\vec{x}) = \frac{p_{4b}(\vec{x})}{p_{2b}(\vec{x})}, \quad (1)$$

where $p_{2b}(\vec{x})$ and $p_{4b}(\vec{x})$ are the probability density functions for $2b$ and $4b$ data, respectively, over a set of kinematic variables \vec{x} . This function is derived in the CR and then applied to the $2b$ SR in order to produce a model of the background in the $4b$ SR. It can also be applied more generally to any $2b$ region to produce a background model for the corresponding $4b$ region.

The computation of $w(\vec{x})$ is a density ratio estimation problem, for which a variety of approaches exist. The method employed in this analysis is modified from Refs. [80,81] and makes use of an artificial neural network (NN). This NN is trained on $2b$ and $4b$ CR data to minimize the loss function,

$$\mathcal{L}(w(\vec{x})) = \int d\vec{x} [\sqrt{w(\vec{x})} p_{2b}(\vec{x}) + \frac{1}{\sqrt{w(\vec{x})}} p_{4b}(\vec{x})].$$

The function in Eq. (1) optimizes this loss by equalizing the contributions from the two terms.

The kinematic variables used to make up \vec{x} are chosen to be sensitive to the differences between the $2b$ and $4b$ events. These are:

- (1) $\log(p_T)$ of the selected jet with the second-highest p_T ,

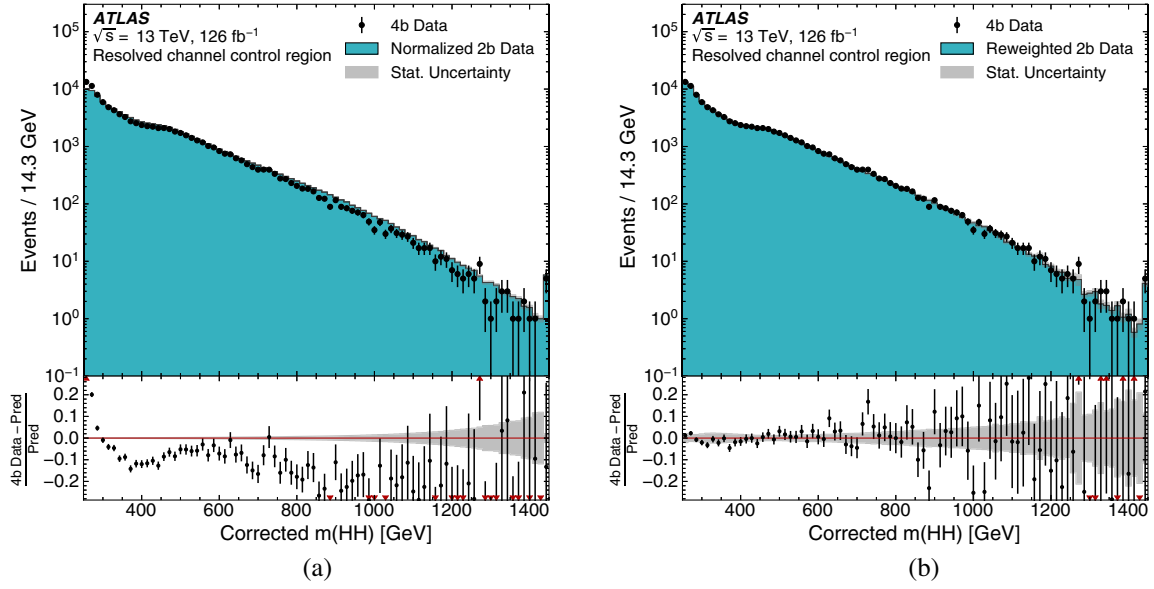


FIG. 4. Corrected $m(HH)$ distributions for the $2b$ control region (teal histogram) and $4b$ control region (dots) in the resolved channel. The statistical uncertainty in the $2b$ control region is represented by the gray band. The error bars on the $4b$ points represent the Poisson uncertainties corresponding to their event yields. The $2b$ data are shown (a) before and (b) after the kinematic reweighting procedure. In both cases the $2b$ distributions are normalized to the $4b$ event yields for a pure shape comparison. The final bin of each distribution includes overflow. The bottom panel shows the difference between the $4b$ and $2b$ distributions, relative to the $2b$ distribution.

- (2) $\log(p_T)$ of the selected jet with the fourth-highest p_T ,
- (3) $\log(\Delta R)$ between the two selected jets with the smallest ΔR ,
- (4) $\log(\Delta R)$ between the other two selected jets,
- (5) the average $|\eta|$ of selected jets,
- (6) $\log(p_T)$ of the HH system,
- (7) ΔR between the two H candidates,
- (8) $\Delta\phi$ between the jets making up H_1 ,
- (9) $\Delta\phi$ between the jets making up H_2 ,
- (10) $\log(\min(X_{W_i}))$, and
- (11) the number of jets in the event with $p_T > 40$ GeV and $|\eta| < 2.5$, including jets that are not selected.

Here, “selected” jets refer to the four jets which are used to construct the H candidates. The variables to which the reweighting is most sensitive are the jet multiplicity, ΔR between the two H candidates, and $\log(p_T)$ of the HH system. The NN has three densely connected hidden layers of 50 nodes, each with a rectified linear unit activation function [82], and a single-node linear output.

The training of the NN is subject to variation due to initial conditions and the limited size of the training samples. To account for these effects, the bootstrap resampling technique is used [83]. This entails constructing a set of training samples by sampling with replacement from the original. The NN is trained independently on each element of this set, using different initial conditions each time. This results in an ensemble of background estimates. Since the original training sample is large, the resulting background estimate in each bin can be approximated as being Gaussian

distributed. Additionally, this sampling-with-replacement procedure can be approximated by applying a randomly distributed integer weight to each event, drawn from a Poisson distribution with a mean of 1. Both of these approximations are used in order to reduce the computational complexity of the problem. These “bootstrap weights” are independent of $w(\vec{x})$, which reweights the nominal $2b$ kinematic distributions to the nominal $4b$ kinematic distributions. To increase the stability of the background estimate, the median value of $w(\vec{x})$ for each event is calculated across the ensemble and used as the nominal background estimate. This ensemble of weights is also used to evaluate the uncertainty due to the finite training sample, as detailed in Sec. VC.

The effect of applying this reweighting to the CR, where it is derived, is shown in Fig. 4. The output of this procedure is an estimate of the corrected $m(HH)$ distribution in the $4b$ SR, which is then used as input to the statistical procedure detailed in Sec. VII. The optimization of the bin width of the corrected $m(HH)$ distribution is based on the detector resolution at low masses. The performance of this reweighting outside of the region where it is derived is checked using the VR. The scaling of the $2b$ distribution to the $4b$ sample size is always derived from the two respective CRs, as part of the reweighting procedure. The data are found to be compatible with the background model in the VR, as shown in Fig. 5. Residual differences between the CR and VR are used to estimate a systematic uncertainty as described in Sec. VC.

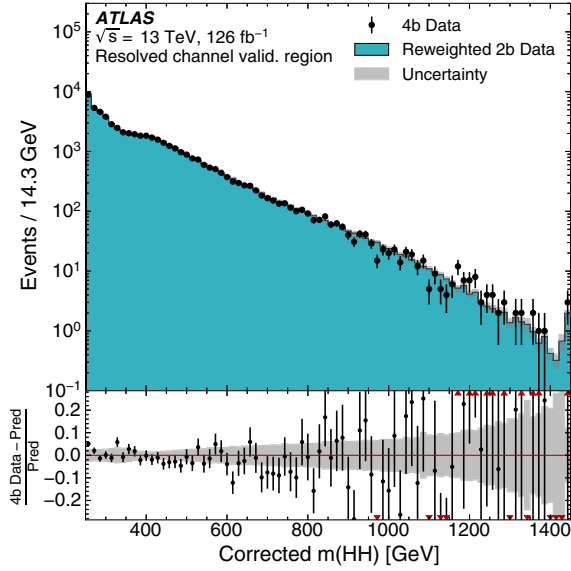


FIG. 5. Corrected $m(HH)$ distribution in the resolved $4b$ validation region (dots), compared with the reweighted distribution in $2b$ validation region (teal histogram). The error bars on the $4b$ points represent the Poisson uncertainties corresponding to their event yields. The final bin includes overflow. The background uncertainty (gray band) is computed by adding all individual components in quadrature. The bottom panel shows the difference between the $4b$ and reweighted $2b$ distributions, relative to the $2b$ distribution.

C. Systematic uncertainties

The most limiting uncertainties in the resolved channel are those arising from the data-driven background estimate which is derived in the CR and applied in the SR. There are two main sources: uncertainties from the limited sample size in the CR, and physical differences between the CR and SR.

The limited sample size in the CR can lead to a random bias in the reweighting function $w(\vec{x})$. Ideally, this effect would be evaluated using the event-level covariance matrix between all bootstrap weights; however, this is computationally intractable in practice. Instead, an approximation is computed using the interquartile range (IQR) of each event's weight distribution as well as the IQR of the normalization factor $\alpha^{(j)}$ for each bootstrap training j , which is defined as

$$\alpha^{(j)} = \frac{n_{4b}}{\sum_{i \in 2b} w_i^{(j)}},$$

where n_{4b} is the number of $4b$ events, $w_i^{(j)}$ is the weight for event i from the bootstrap resampling j , and the $2b$ and $4b$ datasets are restricted to the region in which the reweighting NNs are trained. Varied distributions are constructed by assigning each event a weight which is varied to the upper boundary of the event-level weight IQR. These varied

distributions are then scaled to have the same normalization as the nominal distribution, multiplied by the ratio of the upper boundary value of the IQR of $\alpha^{(j)}$ to its nominal value. These rescaled varied distributions form an envelope around the nominal one, which specifies the size of this uncertainty in each corrected $m(HH)$ bin. As this uncertainty is statistical in origin, it is uncorrelated across $m(HH)$ bins.

Uncertainties in the background estimate also arise from kinematic differences between the CR and the SR. To evaluate these effects, an alternative background model is derived in the VR instead of the CR. The difference between the corrected $m(HH)$ distributions from the nominal and alternative background models is used to estimate the uncertainty in the shape of the $m(HH)$ distribution in the SR. To allow sufficient flexibility in the model, this uncertainty is parametrized in terms of two components: low- H_T and high- H_T , where H_T now denotes the scalar sum of the p_T of the four jets constituting the H candidates. This variable is chosen because it is correlated with $m(HH)$, but does not introduce a discontinuity in the $m(HH)$ spectrum when the two components are varied separately. The boundary between low- H_T and high- H_T events is chosen to be 300 GeV. Each of these two components is symmetrized around the nominal shape to construct a two-sided uncertainty. These uncertainties are taken to be uncorrelated across the different years to accommodate differences due to the varying triggers and run conditions.

Several detector modeling uncertainties are evaluated and included. These affect only the signal description, as the background is estimated entirely from data. Uncertainties in the jet energy scale and resolution are treated according to the prescription in Ref. [61]. Uncertainties in the b -tagging efficiency are treated according to the prescription in Ref. [30]. Uncertainties in the trigger efficiencies are evaluated from measurements of per-jet online efficiencies for both jet reconstruction and b -tagging, which are used to compute event-level uncertainties. These are then applied to the simulated events as overall weight variations. The uncertainty in the total integrated luminosity used in this analysis is 1.7% [84], obtained using the LUCID-2 detector for the primary luminosity measurements [85].

Several sources of theoretical uncertainty affecting the signal models were considered and are described as follows. Uncertainties due to modeling of the parton shower and underlying event are evaluated by comparing results between two generators for these parts of the calculation: the nominal HERWIG7.1.3 and the alternative PYTHIA8.235. This is found to have a 5% effect on the signal acceptance and a negligible impact on the $m(HH)$ distribution, independently of the resonance mass. Uncertainties in the matrix element calculation are evaluated by raising and lowering the factorization and renormalization scales used in the generator by a factor of two,

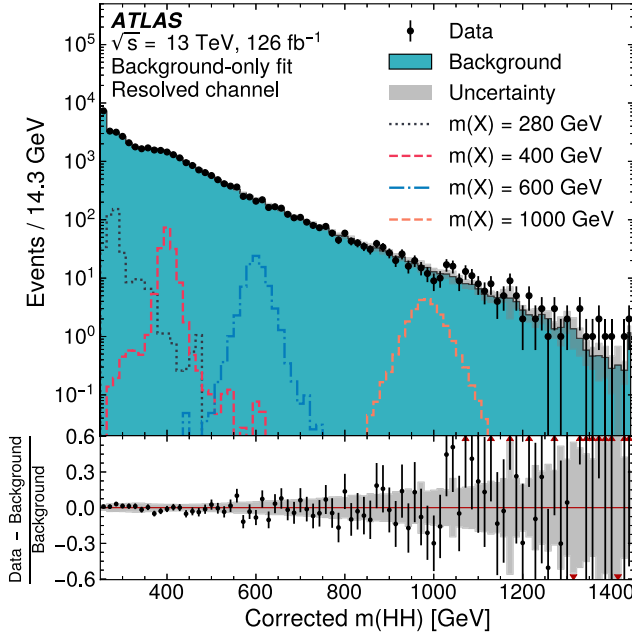


FIG. 6. Corrected $m(HH)$ distribution in the resolved $4b$ signal region (dots), after the fit under the background-only hypothesis. The error bars on the $4b$ points represent the Poisson uncertainties corresponding to their event yields. The background model (teal histogram) is shown with its total post-fit uncertainty (gray band). The final bin includes overflow. Representative spin-0 signal hypotheses (dashed, dotted, and dashed-dotted lines) are overlaid, normalized to the overall expected limits on their cross sections. The bottom panel shows the difference between the $4b$ distribution and the background model, relative to the background model. No significant excess of data relative to the SM background is observed.

both independently and simultaneously. This results in an effect smaller than 1% for all variations and all masses; the impact of such uncertainties is therefore neglected. PDF uncertainties are evaluated using the PDF4LHC_NLO_MC set [86] by calculating the signal acceptance for each replica and taking the standard deviation. In all cases, these result in a less than 1% uncertainty in the signal acceptance, and therefore these are also neglected. Theoretical uncertainties in the $H \rightarrow b\bar{b}$ branching ratio [29] are included; they amount to a 2.5% overall uncertainty on the signal normalization.

D. Results

The corrected $m(HH)$ distributions for data and the estimated background after the fit to data described in Sec. VII are shown in Fig. 6. The data agree well with the background prediction and no significant excess is observed. The event yields for data, background, and several signal hypotheses are presented in Tables I and II. These are integrated over windows in the corrected $m(HH)$ spectrum containing approximately 90% of the signal in each case. These windows are defined such that their first and last bins contain the 5th and 95th percentile of the distribution, respectively. This range is larger for the spin-2 signal because the benchmark model predicts a wider resonance. The statistical interpretation of the data is discussed in Sec. VII.

VI. BOOSTED CHANNEL

A. Event selection

After passing the trigger requirement, each event is required to contain at least two large- R jets with

TABLE I. Resolved $4b$ signal region data, estimated background, and signal event yields in corrected $m(HH)$ windows containing roughly 90% of each signal, for representative spin-0 mass hypotheses. The signal is normalized to the overall expected limit on its cross section; its uncertainties are evaluated by adding all individual components in quadrature. The background yields and uncertainties are evaluated after a background-only fit to the data.

$m(X)$ [GeV]	Corrected $m(HH)$ range [GeV]	Data	Background model	Spin-0 signal model
260	[250, 321]	18554	18300 ± 110	503 ± 43
500	[464, 536]	2827	2866 ± 22	105.4 ± 5.7
800	[750, 850]	358	366.2 ± 7.3	37.7 ± 1.7
1200	[1079, 1250]	68	52.6 ± 1.7	11.71 ± 0.62

TABLE II. Resolved $4b$ signal region data, estimated background, and signal event yields in corrected $m(HH)$ windows containing roughly 90% of each signal, for representative spin-2 mass hypotheses. The signal is normalized to the overall expected limit on its cross section; its uncertainties are evaluated by adding all individual components in quadrature. The background yields and uncertainties are evaluated after a background-only fit to the data.

$m(G_{KK}^*)$ [GeV]	Corrected $m(HH)$ range [GeV]	Data	Background model	Spin-2 signal model
260	[250, 393]	26775	26650 ± 130	368 ± 25
500	[464, 636]	4655	4719 ± 37	138.6 ± 5.7
800	[707, 950]	795	811 ± 13	52.1 ± 1.9
1200	[993, 1279]	146	120.6 ± 2.8	14.45 ± 0.67

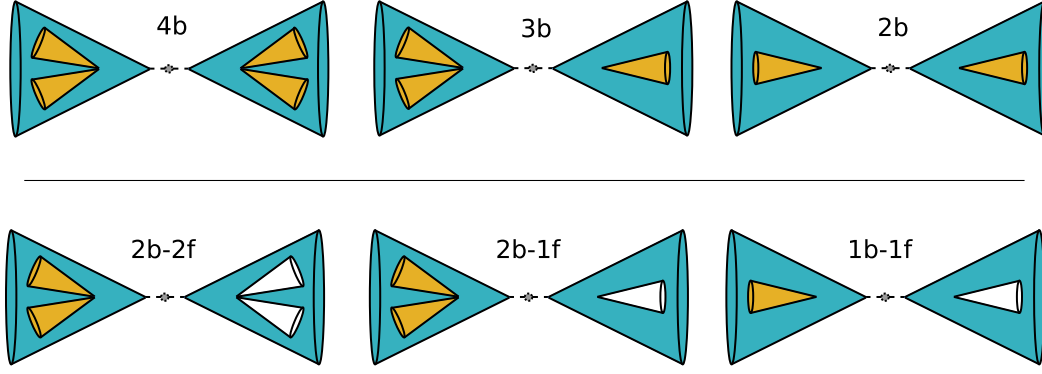


FIG. 7. Illustration of the three high-tag categories ($4b$, $3b$, and $2b$) with the corresponding low-tag categories used to estimate the multijet background ($2b-2f$, $2b-1f$, and $1b-1f$). Teal cones represent large- R jets, yellow cones represent associated b -tagged track-jets, and white cones represent associated untagged track-jets. For H candidates with more than two associated track-jets, only the two with the highest p_T are considered.

$p_T > 250$ GeV. The two highest- p_T jets are selected as the H candidates. The leading and subleading H candidates ordered by p_T are denoted by H_1 and H_2 , respectively. Each H candidate is required to have $|\eta| < 2.0$, $m(H) > 50$ GeV, and at least one associated track jet. Additionally, at least one H candidate must have $p_T > 450$ GeV, which is driven by the trigger threshold. In order to further reduce the background, an additional requirement of $|\Delta\eta_{HH}| < 1.3$ is placed on the H candidates.

Events are then categorized according to the multiplicity and b -tagging status of the track jets associated with each of the two H candidates. For H candidates with more than two associated track-jets, only the two with the highest p_T are considered.

Since track-jets have a variable radius, it is possible for a high- p_T jet to be contained completely within the catchment area of another low- p_T jet. This can lead to a pathological case in which the low- p_T jet's axis is also contained within the high- p_T jet. This can result in misassignment of tracks to jets by the b -tagging algorithm (which is based purely on proximity to the jet axis). To avoid any degradation in performance resulting from this, events containing such collinear track-jets are vetoed from the boosted channel.

Three signal-enriched categories with four or fewer b -tagged track-jets are defined:

- (a) Events in the “ $4b$ ” category have two b -tagged track-jets associated with each H candidate.
- (b) Events in the “ $3b$ ” category have two b -tagged track-jets associated with one H candidate and exactly one b -tagged track-jet associated with the other H candidate.
- (c) Events in the “ $2b$ ” category have exactly one b -tagged track-jet associated with each H candidate.

These are collectively labeled as the *high-tag* categories. Including events with less than four b -tagged track-jets increases the sensitivity of the search especially for high resonance masses, where, due to the large boost, track-jets can become so close that they are often not reconstructed individually.

Additional *low-tag* categories with track-jets that fail the b -tagging requirement are also defined in order to estimate the background.

- (a) Events in the “ $2b-2f$ ” category (for modeling $4b$) have one H candidate with two or more associated b -tagged track-jets and the other H candidate with no b -tagged track-jets but two or more untagged track-jets.
- (b) Events in the “ $2b-1f$ ” category (for modeling $3b$) have one H candidate with two or more associated b -tagged track-jets and the other H candidate with no b -tagged track jets but one or more untagged track jets. Events in the “ $1b-1f$ ” category (for modeling $2b$) have one H candidate with exactly one associated b -tagged track jet and the other H candidate with no b -tagged track jets but one or more untagged track jets.

In these low-tag categories, the H candidate that has no b -tagged track jets is also referred to as *untagged*, while the other one is labeled as *tagged*. The untagged H candidate in the $2b-1f$ region is allowed to have more than one track-jet because requiring exactly one would result in a very small number of events in this category. A diagram of events in these high-tag and low-tag categories is shown in Fig. 7.

Events satisfying the $2b-2f$ criteria also necessarily satisfy the $2b-1f$ criteria. To avoid overlap between the two categories, these events are distributed randomly between them, with 80% allocated as $2b-1f$ events and the remaining 20% allocated as $2b-2f$ events. This corresponds roughly to the ratio of background events present in the two categories.

Similarly to the resolved channel, events are sorted into signal, validation, and control regions based on the invariant masses of the H candidates. The SR is defined by requiring $X_{HH} < 1.6$, where

$$X_{HH} = \sqrt{\left(\frac{m(H_1) - 124 \text{ GeV}}{0.1 \times m(H_1)}\right)^2 + \left(\frac{m(H_2) - 115 \text{ GeV}}{0.1 \times m(H_2)}\right)^2}.$$

This definition, as well as those of the validation and control regions, slightly differs from that in the resolved

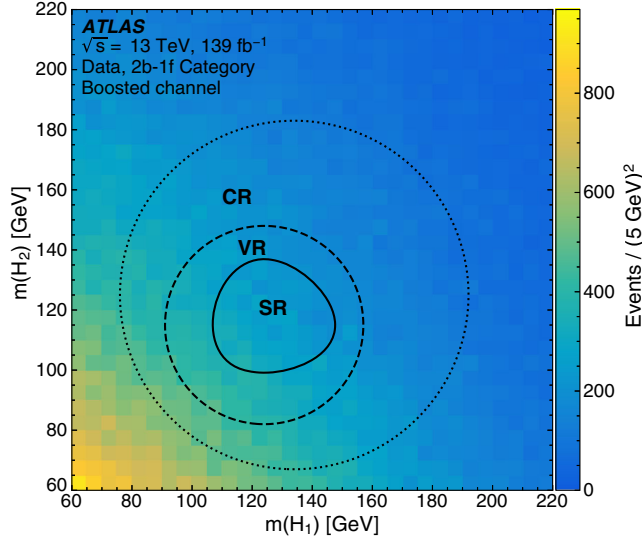


FIG. 8. Kinematic region definitions superimposed on the data in the $2b-1f$ category. H_1 and H_2 are the reconstructed Higgs boson candidates, sorted by p_T .

channel. This is due to the different energy scale of the boosted jet reconstruction and the different background distribution. The VR contains the events not in the SR which satisfy the condition

$$R_{HH}^{VR} \equiv \sqrt{(m(H_1) - 124 \text{ GeV})^2 + (m(H_2) - 115 \text{ GeV})^2} < 33 \text{ GeV}.$$

Finally, the CR contains the events not in the SR or VR which satisfy the condition

$$R_{HH}^{CR} \equiv \sqrt{(m(H_1) - 134 \text{ GeV})^2 + (m(H_2) - 125 \text{ GeV})^2} < 58 \text{ GeV}.$$

The CR is shifted to higher masses relative to the signal and validation regions in order to maximize the number of selected events while avoiding the low-mass peak of the multijet background distribution. The definition of these regions in the $m(H_1)$ — $m(H_2)$ plane are shown with the $2b-1f$ data in Fig. 8.

In order to ensure orthogonality between the resolved and boosted channels, any events passing the resolved signal region selection are vetoed from the boosted channel. This priority choice results in the best signal sensitivity.

The signal acceptance times efficiency for various steps of the selection is shown in Fig. 9.

B. Background estimation

As in the resolved channel, the background in the boosted channel is dominated by QCD-induced jet production, which is separated into multijet (light quark) and $t\bar{t}$ production. The fractions of $t\bar{t}$ relative to the total

background are 10%, 15%, and 30% for the $4b$, $3b$, and $2b$ regions, respectively. Other background sources, such as single Higgs boson production, SM HH production, $(Z \rightarrow b\bar{b}) + \text{jets}$, and $ZZ \rightarrow b\bar{b}b\bar{b}$ account for $\leq 1\%$ of the total and are neglected.

A data-driven method is used to estimate the multijet background in each of the $4b$, $3b$, and $2b$ signal regions. The $t\bar{t}$ background is estimated from MC simulation, with corrections derived from data applied in the $3b$ and $2b$ regions.

The overall normalization of the multijet and $t\bar{t}$ estimates are obtained from a fit to the CR data in each category. Two normalization parameters μ_{MJ} and $\alpha_{t\bar{t}}$ per b -tagging category (here denoted n_b) are introduced as follows:

$$N_{i,\text{data}}^{\text{hi}} = \mu_{MJ}^{n_b} (N_{i,\text{data}}^{\text{lo}} - N_{i,\bar{t}\bar{t}}^{\text{lo}}) + \alpha_{t\bar{t}}^{n_b} N_{i,\bar{t}\bar{t}}^{\text{hi}}.$$

Here, N_i^{hi} and N_i^{lo} denote the number of events in bin i of the H_1 mass distribution in the high-tag and corresponding low-tag regions, respectively. The parameter μ_{MJ} scales the multijet background from the low-tag CR to the high-tag CR, and $\alpha_{t\bar{t}}$ corrects the MC estimate in the high-tag region. The values of μ_{MJ} and $\alpha_{t\bar{t}}$ are determined using a maximum-likelihood fit to the mass of the leading H candidate after the kinematic reweighting is applied. The mass of the leading H candidate discriminates between the two background processes, as shown in Fig. 10. The data in the control regions of the $4b$, $3b$, and $2b$ categories are fitted separately, and therefore a total of six floating normalization factors are obtained. However, the value of $\alpha_{t\bar{t}}$ in the $4b$ region is fixed to 1, since the fit is insensitive to the $t\bar{t}$ MC normalization with the available dataset and therefore cannot constrain it. The results of these normalization fits are summarized in Table III. It is assumed that these values of μ_{MJ} and $\alpha_{t\bar{t}}$ are also applicable in the VR and SR; potential deviations from this assumption are accounted for by systematic uncertainties. The fact that $\mu_{MJ} \ll 1$ implies that the background is much larger in the low-tag categories than in the high-tag categories. As a result, any potential bias in the high-tag background estimate due to signal contamination in the low-tag categories is much smaller than the signal contribution itself in the high-tag regions.

For $3b$ and $2b$, a kinematic reweighting procedure is applied to each corresponding low-tag category, analogous to the resolved channel. For the $4b$ category, no kinematic reweighting is applied. This is because the effect of mismodelings due to b -tagging is small compared to the size of statistical uncertainties in this category. Instead of an NN for constructing the reweighting function, an iterative spline method based on the one used in Ref. [7] is implemented here.

The difference between these low-tag and high-tag regions is that the low-tag events have an untagged H candidate (no b -tagged track jets), while high-tag events instead have a tagged H candidate (exactly one b -tagged track jet, since only the $3b$ and $2b$ categories are considered here). Therefore, the reweighting applied to low-tag events

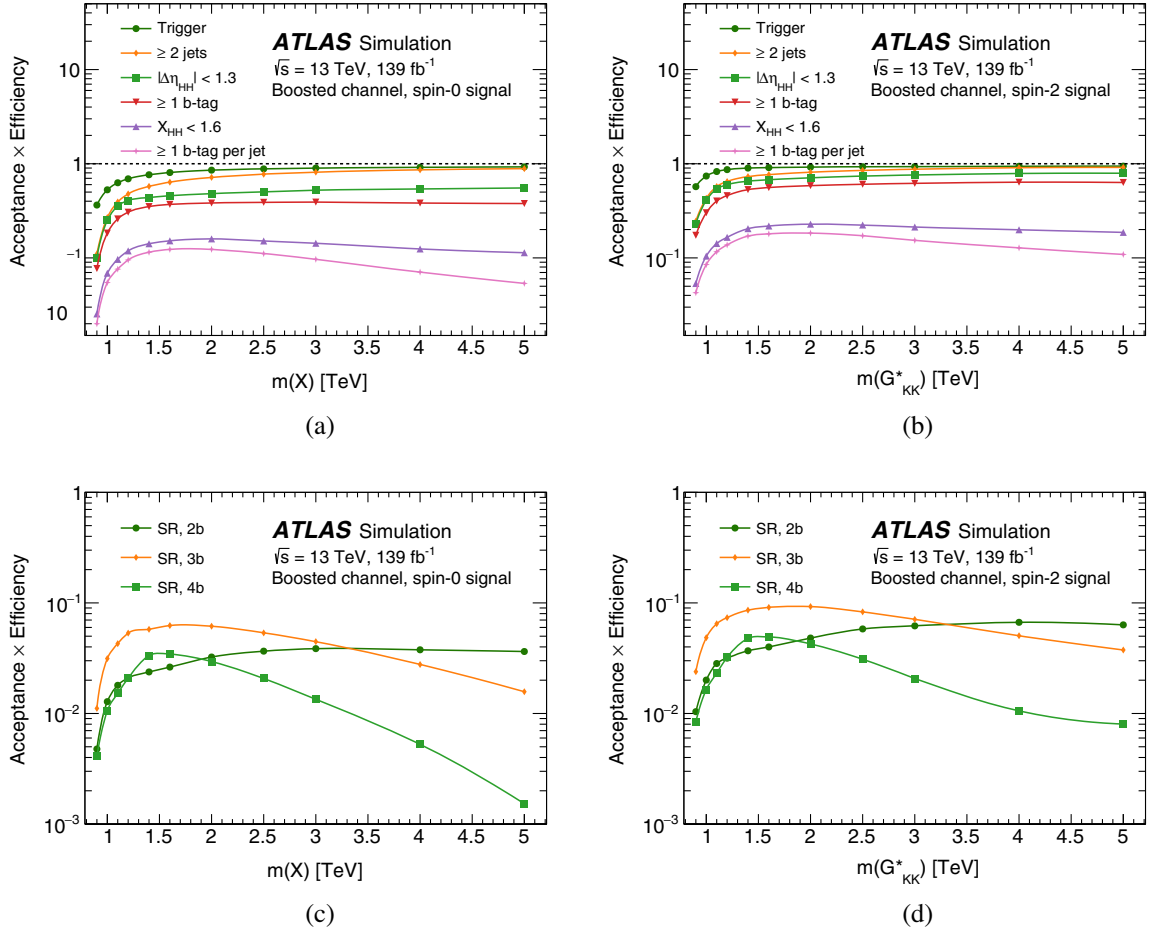


FIG. 9. Cumulative signal acceptance times efficiency as a function of the resonance mass for various selection steps in the boosted channel. The steps up to the b -tag categorization are shown for (a) the spin-0 and (b) the spin-2 signal models. The efficiencies of the three b -tag categories are shown for (c) the spin-0 and (d) the spin-2 scenarios; this efficiency is obtained after the other selection steps including the SR definition. The signal efficiency in the $4b$ region has a maximum around 1.5 TeV. Above that value the track jets start to merge together, and for the highest resonance masses the $2b$ category becomes the most efficient.

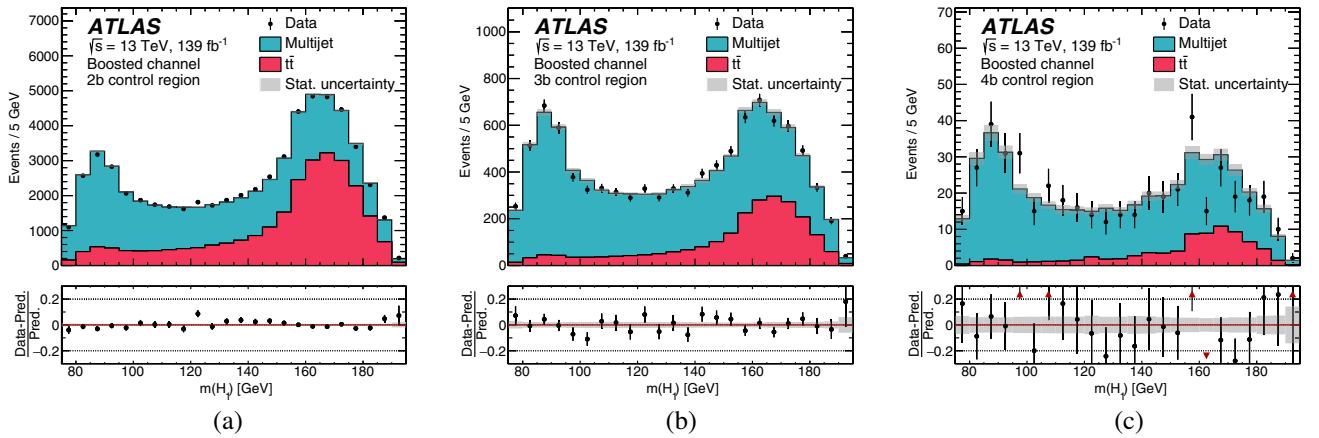


FIG. 10. Reconstructed mass distributions of the leading H candidate for the data (dots) and the background model (stacked histograms) in the (a) $2b$, (b) $3b$, and (c) $4b$ control regions. The error bars on the data points represent the Poisson uncertainties corresponding to their event yields. The statistical uncertainty of the background model is represented by the gray band. This distribution is used to normalize the multijet and $t\bar{t}$ background components. The enhanced event rates at low and high masses are due to the geometry of the CR. The bottom panel shows the difference between the data and the background model, normalized to the background model.

TABLE III. Best-fit values for μ_{MJ} and $\alpha_{\bar{t}\bar{t}}$, with their statistical uncertainties. The linear correlation coefficient between the two parameters is also given. The value of $\alpha_{\bar{t}\bar{t}}$ in the $4b$ region is fixed to 1, since the data are unable to constrain it significantly.

Region	$2b$	$3b$	$4b$
μ_{MJ}	0.05435 ± 0.00056	0.1204 ± 0.0023	0.0272 ± 0.0015
$\alpha_{\bar{t}\bar{t}}$	0.863 ± 0.011	0.786 ± 0.042	1
Correlation	-0.74	-0.74	0

is based on their untagged H candidates, with the aim of matching the kinematics of the tagged H candidates in high-tag events. This reweighting is derived purely in the low-tag regions; the tagged H candidates in the $1b - 1f$ category are used to define the target.

The following kinematic distributions are used to construct the reweighting, for which leading and subleading refer to an ordering in p_T :

- (1) p_T of the H candidate,
- (2) p_T of the chosen track-jet,
- (3) η of the chosen track-jet, and
- (4) ΔR between the leading and subleading track-jets (for H candidates with at least two track-jets).

The “chosen” track jet is the b -tagged one for tagged H candidates and a random one for untagged H candidates. In tagged H candidates with two track-jets, the leading and subleading track jets have roughly equal probabilities to be the b -tagged one, so this random selection does not introduce a significant bias. Separate distributions are constructed for leading and subleading H candidates, as well as for leading and subleading track jets.

At each iteration i , cubic splines are fitted to the ratios of tagged to untagged distributions, and the weights are updated according to

$$w_i(\vec{x}) = w_{i-1}(\vec{x}) \times \left[\left(\prod_j f_{ij}(x_j) - 1 \right) \times r_i + 1 \right],$$

where j indexes the different reweighting variables x_j , f_{ij} denotes the spline functions, and the “learning rate” r_i controls how much the weight can change with each iteration. This is set to $r_i = 1 - 0.5^i$, and ten iterations are used, after which convergence is observed. Suppressing the learning rate for early iterations is intended to avoid instabilities. This reweighting function is applied to the low-tag data sample which contains multijet and $\bar{t}\bar{t}$ events. In order to obtain the multijet model, the $\bar{t}\bar{t}$ contribution is subtracted from data, and for that purpose the $\bar{t}\bar{t}$ events in the low-tag regions are therefore also reweighted. The $\bar{t}\bar{t}$ distributions in the high-tag regions are not reweighted.

In order to reduce the effect of statistical fluctuations in the background at high $m(HH)$, the following function is fitted to the reweighted multijet and $\bar{t}\bar{t}$ distributions for $m(HH) \geq 1200$ GeV,

$$f(x) = \frac{e^{-p_0}}{x^2} (1-x)^{p_1-p_2 \ln x}, \quad (2)$$

where the p_i are dimensionless free parameters and $x \equiv m(HH)/\sqrt{s}$. This function and similar ones have been used to fit falling dijet and multijet spectra in similar analyses (e.g., Refs. [7,87]). The results of these smoothing fits for the multijet background model are shown in Fig. 11. Due to the small number of events in the $4b$ category, the shape of the $\bar{t}\bar{t}$ distribution in this region is taken from the

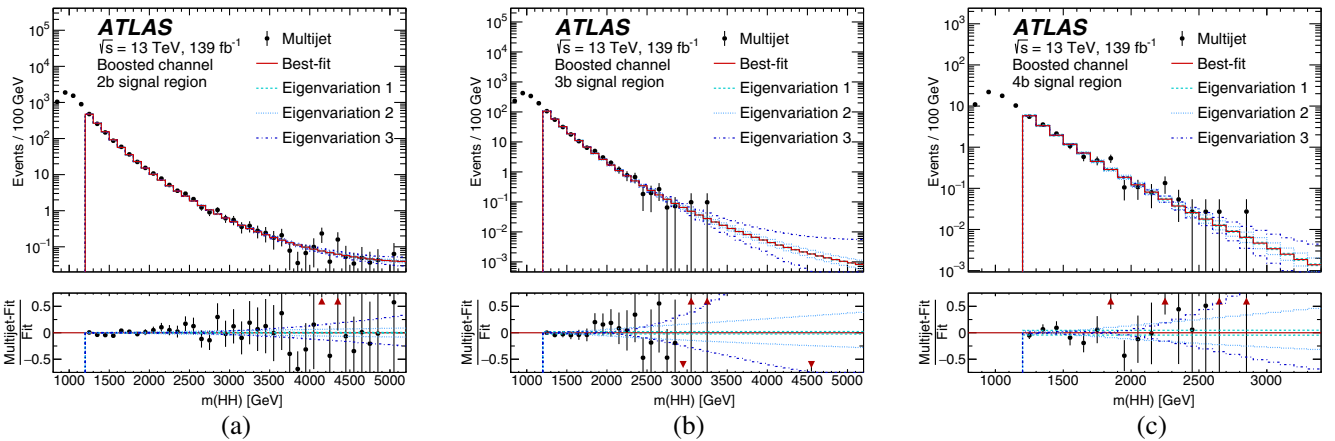


FIG. 11. Smoothing fit (solid line) applied to the HH invariant mass spectrum of the multijet background estimate (dots with error bars) in the (a) $2b$, (b) $3b$, and (c) $4b$ signal regions. The effects of the fit function parameter eigenvariations (dashed and dashed-dotted lines) are also shown, indicating the effective statistical uncertainties. The bottom panel shows the difference between the unsmoothed and smoothed multijet background estimates, normalized to the smoothed estimate.

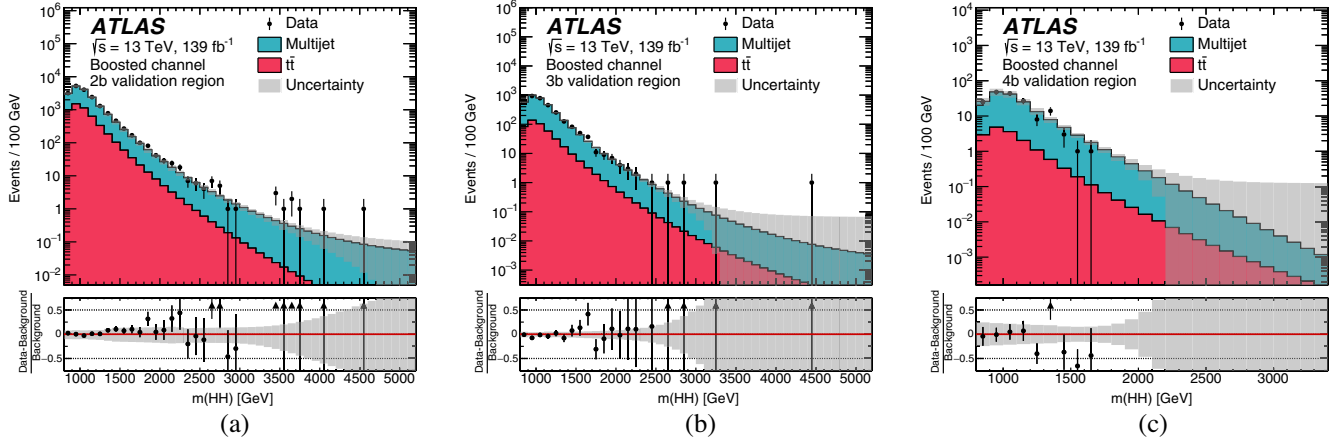


FIG. 12. Comparison of the background model (stacked histograms) with data (dots) in the (a) $2b$, (b) $3b$, and (c) $4b$ validation regions. The error bars on the data points represent the Poisson uncertainties corresponding to their event yields. The background uncertainty (gray band) is computed by adding all individual components in quadrature and is not allowed to extend below zero. The bottom panel shows the difference between the data and the background model, normalized to the background model.

$3b$ category and scaled to the yield in the $4b$ category. This is found to be consistent with the shape in the $4b$ category within statistical uncertainties.

The background model outside the region where it is derived is checked using the VR, as shown in Fig. 12. Good agreement between the background model and the data in the VR is observed; residual differences between the CR and VR are used to estimate a systematic uncertainty as described in Sec. VIC.

C. Systematic uncertainties

The boosted channel is generally limited by statistical uncertainties, especially for higher resonance masses. Systematic uncertainties in the background and hypothesized signals are nonetheless fully accounted for and described here.

The uncertainty in the data-driven background estimate is split into three normalization components and five shape components. Each of these components is evaluated separately for the $t\bar{t}$ background (from simulation) and the multijet background.

The first normalization component is associated with the assumption that the normalization factor μ_{MJ} derived in the CR is also applicable in the SR. To evaluate this uncertainty, a Gaussian process technique [88] is used to interpolate the multijet contribution in the SR. First, a fit is performed on the two-dimensional $m(H_1)$ – $m(H_2)$ distribution, with the SR data removed, to determine the parameters for a Gaussian two-point correlation function in each of the low-tag and high-tag regions. The correlation scales are optimized as part of the fit and are found to be >100 GeV in all cases, so the interpolation is able to smoothly fit across the SR. Second, the resulting correlation function is used to construct an estimate for all points in the $m(H_1)$ – $m(H_2)$ plane. Event yields in each region, in particular the SR, are determined

from this result. The uncertainty is finally defined as the difference of high-tag to low-tag yield ratio between the SR and the CR. This is applied only to the multijet component of the background; the $t\bar{t}$ estimate from MC is subtracted from the data when deriving it.

The second normalization component is associated with the choice of control region. The suitability of this choice is validated by comparing the background model with data in signal-depleted regions; however, a small dependence of the background estimate on this choice remains. This is accounted for by defining slightly different CRs and rederiving the background model from each of them. The largest difference between any of these and the nominal background model is taken as a normalization uncertainty. The alternative CRs are defined by raising or lowering the values of $m(H_1)$ and $m(H_2)$ by 3 GeV (independently, for four variations). Additional variations are defined by increasing or decreasing the value of the R_{HH}^{CR} requirement by 3 GeV while applying the opposite change to the R_{HH}^{VR} requirement, effectively making the CR thicker or thinner in the $m(H_1)$ – $m(H_2)$ plane. In all cases, a veto on the SR is maintained. This procedure results in uncertainties of 0.9%, 1.6%, and 6.0% for the $2b$, $3b$, and $4b$ regions, respectively.

The third component of the background normalization uncertainty is associated with the statistical uncertainty of the normalization fit. The best-fit values of μ_{MJ} and $\alpha_{t\bar{t}}$ are varied along the eigenvectors of their covariance matrix. The varied values are propagated through the background estimation procedure to evaluate the resulting effect. Since $\alpha_{t\bar{t}}$ is fixed to a value of 1 for the $4b$ category, only one variation is performed in that case, corresponding to μ_{MJ} . This variation changes the normalizations of the individual background components, resulting in different total background shapes.

The first component of the background shape uncertainty comes from the limited sample size used to fit the smoothing function in Eq. (2). This is taken into account by an eigenvariation method using the covariance matrix of the function parameters. Function variations are defined by varying the best-fit parameters according to the eigenvectors, scaled to the square root of the corresponding eigenvalues. These varied functions are then treated as components of the uncertainty in the background shape. Three variations are used for each of the multijet and $t\bar{t}$ background components.

Two further components of the shape uncertainty in the background model are associated with choosing the fit function that is used in Eq. (2). As the function and fit range are arbitrary and chosen based only on empirical results from the CR and VR, both are varied. Seven alternative functional forms are used, based on the scheme from Ref. [87]. The nominal fit is compared with the other seven, and those which differ the most from the nominal one in each direction are used to define an envelope for the shape uncertainty. The result of this procedure is shown in Fig. 11. The fit range is also varied by changing its upper and lower bounds by 100 GeV in each direction. Again, the results which differ the most from the nominal one are used to construct an envelope, defining another shape uncertainty. In cases where all variations fall on one side of the nominal result, an envelope is constructed by symmetrization.

The fourth component of the shape uncertainty is the “residual” one, associated with shape differences between the CR and SR. This is associated only with the multijet background, as direct simulation of the SR is used for the $t\bar{t}$ background shape. This uncertainty is evaluated by comparing the multijet background model with the data in the VR, after subtracting the $t\bar{t}$ component determined from simulation. Since the events in the VR are kinematically closer to the SR than events in the CR are, this comparison of the background models covers residual mismodeling connected to the extrapolation over the regions. The multijet models agree within statistical uncertainties for the $3b$ and $4b$ regions, so this uncertainty is only derived for $2b$ events. The shape of the uncertainty is defined as the ratio of the multijet background model to the $t\bar{t}$ -subtracted VR data. Empty bins and bins with relative statistical uncertainty over 50% are discarded to suppress unphysical effects from statistical fluctuations, and the remainder are smoothed and symmetrized to obtain the final shape.

The fifth component of the shape uncertainty is associated with the nonclosure of the background estimation method itself. This is evaluated by running the full background estimation procedure on multijet MC simulation. The reweighting is derived in the CR and applied to the low-tag events in both the VR and SR, which are summed into a single region for the purpose of evaluating this uncertainty. The ratio of the resulting estimate to the actual

MC prediction in that summed region is determined as a function of $m(HH)$. A linear function is fitted to this set of ratios in each high-tag category, in order to mitigate the effects of statistical fluctuations. The result is then symmetrized to form an envelope, which defines this component of the shape uncertainty. It is applied only to the multijet component of the background. For $2b$ and $3b$ categories, the relative size of this uncertainty is 5% or less for $m(HH) < 2$ TeV, ranging up to about 15% for the largest values of $m(HH)$. For the $4b$ category, the relative size of this uncertainty is less than 15% over the whole $m(HH)$ range.

Several experimental uncertainties are considered. These affect only the signal and $t\bar{t}$ background models directly, as the multijet background is estimated from data alone. However, they have indirect effects on the multijet background model due to the $t\bar{t}$ subtraction applied in the data-driven procedure. These are accounted for by propagating the corresponding variations through the background estimation procedure. Uncertainties in the jet energy and mass scales and resolutions are treated according to the prescriptions in Refs. [89,90]. Uncertainties in the b -tagging efficiency are treated according to the prescription in Ref. [30]; this follows exactly the same procedure as in the resolved channel. Unlike in the resolved channel, no trigger efficiency uncertainties are required; no b -tagging is done at trigger level and the jet p_T requirement is high enough that the triggers are fully efficient. As in the resolved channel, the uncertainty in the total integrated luminosity is 1.7% [84], obtained using the LUCID-2 detector [85].

Theory uncertainties in the $t\bar{t}$ background model are evaluated for the matrix element and parton shower parts of the calculation. Matrix element uncertainties are computed by raising and lowering the factorization and renormalization scales by a factor of two. The Powheg damping parameter h_{damp} is also varied upwards by a factor of two. Additionally, a comparison with an alternative matrix element generator, MadGraph5_aMC@NLO2.6.0, is performed and the difference is taken as an uncertainty component. Uncertainties in the initial-state and final-state radiation modeling are evaluated using both scale variations and eigenvariations of the A14 tune [50]. Parton shower uncertainties are obtained by generating alternative samples which are showered using HERWIG7.1.3 instead of PYTHIA8.230 and taking the difference between the resulting $m(HH)$ distributions. The effects of PDF uncertainties are evaluated by comparing the nominal $m(HH)$ distribution with those obtained from a set of 100 weight variations, but are found to be much smaller than the statistical uncertainty and are therefore neglected.

Theory uncertainties in the signal models are evaluated using exactly the same method as for the resolved channel. Here, the parton shower and underlying event are found to have a 10% effect on the signal acceptance, independently

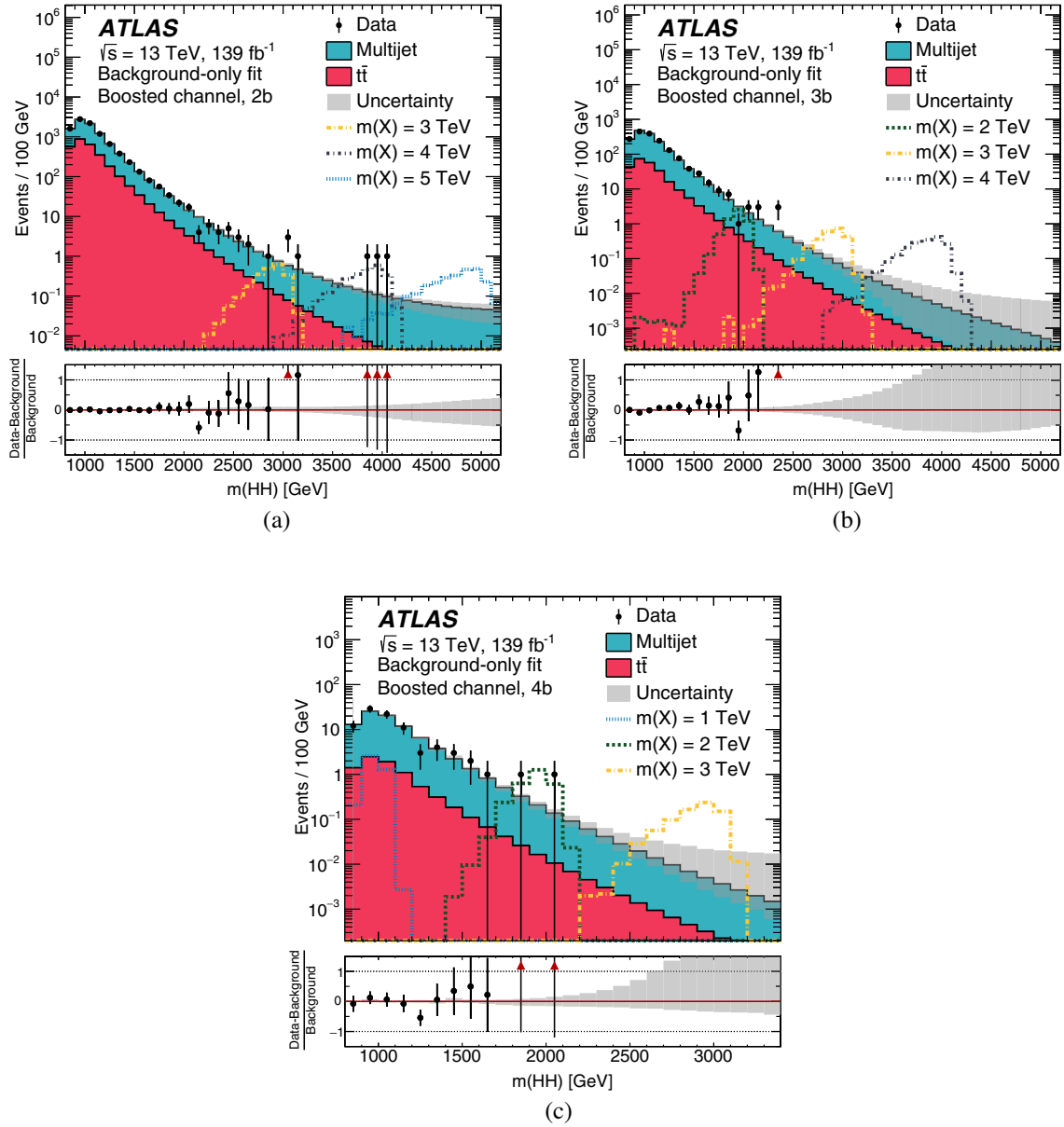


FIG. 13. The $m(HH)$ distributions in the boosted (a) 2b, (b) 3b, and (c) 4b signal regions (dots), after the fit under the background-only hypothesis. The error bars on the data points represent the Poisson uncertainties corresponding to their event yields. The background model (stacked histogram) is shown with its total post-fit uncertainty (gray band). The uncertainty bands are defined using an ensemble of curves constructed by sampling a multivariate Gaussian probability density function built from the covariance matrix of the fit. Representative spin-0 signal hypotheses (dashed and dashed-dotted lines) are overlaid, normalized to the overall expected limits on their cross sections. The bottom panel shows the difference between the data and the background model, normalized to the background model. No significant excess of data relative to the SM background is observed.

of the resonance mass. Uncertainties in the matrix element calculation are again found to be negligible, and are not included in the statistical interpretation.

D. Results

The $m(HH)$ distributions for data and the estimated background are shown in Fig. 13 for the three categories. The data agree well with the background and no significant

excess is observed. The numbers of events for data, background, and several signal hypotheses are presented in Tables IV and V. These event yields are integrated over a set of $m(HH)$ bins containing approximately 90% of the signal in each case. These windows are defined such that their first and last bins contain the 5th and 95th percentile of the distribution, respectively. This range is larger for the spin-2 signal because the benchmark model predicts a wider

TABLE IV. Boosted signal region data, estimated background, and signal event yields in $m(HH)$ windows containing roughly 90% of each signal, for representative spin-0 mass hypotheses. The signal is normalized to the overall expected limit on its cross section; its uncertainties are evaluated by adding all individual components in quadrature. The background yields and uncertainties are evaluated after a background-only fit to the data. The $4b$ category is not used for $m(X) > 3$ TeV and the $2b$ category is not used for $m(X) < 2$ TeV.

$m(X)$ [GeV]	Category	$m(HH)$ range [GeV]	Data	Background model	Spin-0 signal model
1000	$3b$	[900, 1200]	1076	1109 ± 28	11.2 ± 2.0
	$4b$	[900, 1200]	62	58.4 ± 5.8	3.85 ± 0.67
2000	$2b$	[1800, 2200]	77	77.8 ± 3.5	2.69 ± 0.92
	$3b$	[1800, 2200]	14	11.47 ± 0.76	5.2 ± 1.6
	$4b$	[1800, 2200]	2	0.76 ± 0.11	2.5 ± 1.1
3000	$2b$	[2600, 3200]	7	5.78 ± 0.45	2.01 ± 0.84
	$3b$	[2600, 3200]	0	0.61 ± 0.16	2.37 ± 0.76
	$4b$	[2600, 3200]	0	0.042 ± 0.055	0.72 ± 0.35
5000	$2b$	[4100, 5200]	0	0.65 ± 0.23	2.5 ± 1.1
	$3b$	[4200, 5200]	0	0.012 ± 0.034	1.09 ± 0.29

TABLE V. Boosted signal region data, estimated background, and signal event yields in $m(HH)$ windows containing roughly 90% of each signal, for representative spin-2 mass hypotheses. The signal is normalized to the overall expected limit on its cross section; its uncertainties are evaluated by adding all individual components in quadrature. The background yields and uncertainties are evaluated after a background-only fit to the data. The $4b$ category is not used for $m(G_{KK}^*) > 3$ TeV and the $2b$ category is not used for $m(G_{KK}^*) < 2$ TeV.

$m(G_{KK}^*)$ [GeV]	Category	$m(HH)$ range [GeV]	Data	Background model	Spin-2 signal model
1000	$3b$	[900, 1400]	1282	1298 ± 29	12.0 ± 2.1
	$4b$	[900, 1500]	72	71.0 ± 6.9	4.14 ± 0.80
2000	$2b$	[1600, 2400]	223	221.0 ± 8.4	3.7 ± 1.2
	$3b$	[1600, 2300]	38	33.5 ± 1.7	7.1 ± 2.1
	$4b$	[1600, 2300]	3	2.15 ± 0.26	3.2 ± 1.3
3000	$2b$	[2300, 3400]	19	16.5 ± 1.2	2.44 ± 0.93
	$3b$	[2200, 3300]	3	2.81 ± 0.42	2.79 ± 0.78
	$4b$	[1900, 3300]	1	0.63 ± 0.17	0.82 ± 0.39
5000	$2b$	[2400, 5300]	18	13.6 ± 1.1	3.5 ± 1.4
	$3b$	[1600, 5200]	41	35.5 ± 1.9	2.06 ± 0.54

resonance. The statistical interpretation of the data is discussed in Sec. VII.

VII. COMBINED RESULTS AND INTERPRETATIONS

For each signal model, the hypothesis of the presence of a signal is tested using a profile likelihood ratio [91]. The likelihood fit is carried out in bins of corrected $m(HH)$ for the resolved channel and in bins of $m(HH)$ for the boosted channel. In the resolved channel, data from 2016, 2017, and 2018 are included separately in a simultaneous fit. In the boosted channel, data from the $2b$, $3b$, and $4b$ signal regions are included separately in a simultaneous fit. The relative contribution of each b -tagging category to the sensitivity varies significantly with the resonance mass. At very high masses, the track-jets associated with one Higgs boson candidate tend to be highly boosted and are often not reconstructed as individual jets. Therefore, the $4b$ category is used only for signal hypotheses with

$m(X/G_{KK}^*) \leq 3$ TeV, and the $2b$ category is used only for signal hypotheses with $m(X/G_{KK}^*) \geq 2$ TeV. For resonance masses in the range 900 GeV–1.5 TeV, the resolved and boosted channels are fitted simultaneously.

The likelihood function used to construct the test statistic has a standard form, consisting of a product of Poisson distributions for the yields in each bin and constraint functions for nuisance parameters describing systematic uncertainties. For uncertainties due to the limited sample size in data or MC simulation, the constraint is a Poisson distribution. For all other systematic uncertainties, the constraint is a Gaussian distribution. Any systematic uncertainty which is treated as uncorrelated between different regions or bins has a separate independent nuisance parameter for each of them. Uncertainties in the luminosity and signal modeling are treated as fully correlated between the resolved and boosted channels. All other uncertainties in the background model are treated as uncorrelated between the resolved and boosted channels. The statistical model is implemented using HistFactory [92].

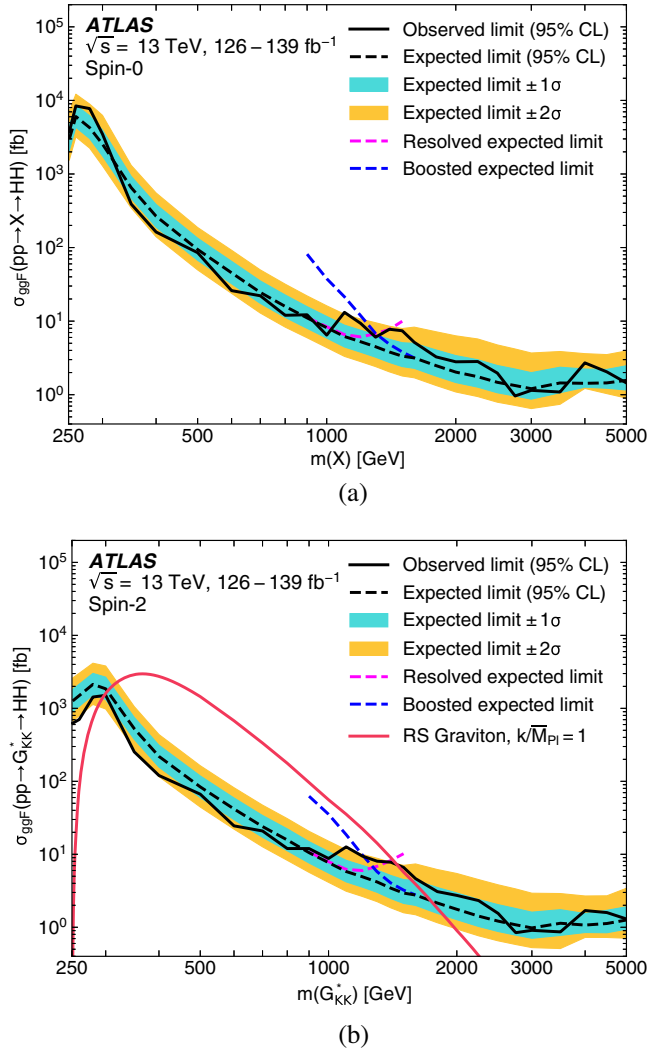


FIG. 14. Expected (dashed black lines) and observed (solid black lines) 95% C.L. upper limits on the cross section of resonant HH production in the (a) spin-0 and (b) spin-2 signal models. The $\pm 1\sigma$ and $\pm 2\sigma$ uncertainty ranges for the expected limits (colored bands) are shown. Expected limits using each of the resolved and boosted channels individually (dashed colored lines) are shown. The theoretical prediction for the bulk RS model with $k/\bar{M}_{\text{Pl}} = 1$ [28] (solid red line) is shown; the decrease below 350 GeV is due to a sharp reduction in the $G_{KK}^* \rightarrow HH$ branching ratio. The nominal $H \rightarrow b\bar{b}$ branching ratio is taken as 0.582.

The global significance is evaluated according to the procedure detailed in Ref. [93]. Pseudoexperiments are generated from the background-only model that was fitted to data, and used to construct a local p -value distribution as a function of the resonance mass. The number of level crossings below a reference level of $p = 0.5$ is used together with the local p -value to compute a global p -value. The most significant excess is found for a signal mass of 1100 GeV. The local significance of this excess is 2.3σ for the spin-0 signal model and 2.5σ for the spin-2

TABLE VI. Impacts of the main systematic uncertainties on the expected 95% C.L. upper limits on the signal cross section for four illustrative values of $m(X)$. These are defined as the relative decrease in the expected limit when each relevant nuisance parameter is held fixed to its best-fit value instead of being assigned an uncertainty. The spin-0 signal model is used here.

Uncertainty category	Relative impact [%]			
	280 GeV	600 GeV	1600 GeV	4000 GeV
Background	12.5	8.7	1.1	1.0
$m(HH)$ shape				
Jet momentum/mass scale	0.6	0.1	1.2	1.7
Jet momentum/mass resolution	2.1	1.5	7.1	7.8
b -tagging calibration	0.7	0.4	2.1	7.0
Theory (signal)	0.6	0.6	1.4	1.2
Theory ($t\bar{t}$ background)	N/A	N/A	0.5	0.2
All systematic uncertainties	15.9	10.9	13.4	15.6

signal model. Its global significance is 0.4σ for the spin-0 signal model and 0.8σ for the spin-2 signal model.

Upper limits on the cross section of resonant Higgs boson pair production via gluon–gluon fusion (σ_{ggF}) are set in each of the benchmark models. These are based on the CL(s) method [94], where a cross-section value is considered excluded at the 95% confidence level (C.L.) when CL(s) is less than 0.05. For signal masses up to 3 TeV, the limits are computed using asymptotic formulae [91]. At higher masses, the asymptotic approximation is inaccurate, so the limits are instead computed by sampling pseudoexperiments. The results are shown in Fig. 14. The theoretical prediction for the bulk RS model with $k/\bar{M}_{\text{Pl}} = 1$ is also shown; this is taken from Ref. [28]. This model is excluded for masses between 298 GeV and 1460 GeV. The expected mass exclusion range is from 304 GeV to 1740 GeV. The difference between the limits on the spin-0 and spin-2 signal models at low mass is primarily due to the fact that the spin-2 model predicts a much broader corrected $m(HH)$ distribution. In particular, the spin-2 signals with masses below 300 GeV are sensitive to a small deficit in the data between 350 GeV and 400 GeV, while the spin-0 signals with masses below 300 GeV are not.

The impacts of the most important systematic uncertainties are shown in Table VI. In order to compute these numbers, the limit-setting procedure is repeated, but with the nuisance parameters in question held fixed to their best-fit values instead of being allowed to vary within an uncertainty. The resulting expected limit is an approximation of how much the sensitivity of the search would be improved if the “true values” of those parameters were known exactly. Uncertainties originating from the limited sample size in any data region are not considered

“systematic” for the purposes of this evaluation, and no corresponding fit parameters are held fixed. For all signal mass hypotheses, statistical uncertainties are dominant. At low masses, uncertainties in the shape of the background $m(HH)$ distribution from the data-driven estimate also contribute significantly. These uncertainties get considerably constrained (typically by a factor of 2–3) by the fit. Detector and theoretical uncertainties have only a very small impact on the sensitivity of the search.

VIII. CONCLUSION

A search for resonant pair production of Higgs bosons in the $b\bar{b}b\bar{b}$ final state was carried out using up to 139 fb^{-1} of LHC pp collision data collected by the ATLAS detector at $\sqrt{s} = 13\text{ TeV}$. Results are reported for the resolved channel, where each \bar{b} pair is reconstructed as two separate small- R jets, and the boosted channel, where each \bar{b} pair is reconstructed as a single large- R jet. The sensitivity of this analysis is improved relative to previous searches by using more sophisticated background modeling techniques, machine-learning methods, and variable-radius track-jets with optimized b -tagging in addition to the full ATLAS Run 2 dataset. The expected upper limits on the cross section are reduced relative to the previous ATLAS search in this final state by approximately 20% at low resonance masses and more than 80% at high masses. This search also covers resonance masses in the range from 3 TeV to 5 TeV for the first time.

No significant evidence of a signal is observed. Upper limits are set on the cross section of resonant Higgs boson pair production for two benchmark models: a generic narrow spin-0 resonance, and a spin-2 graviton in the context of a bulk Randall–Sundrum model with $k/\bar{M}_{\text{Pl}} = 1$, both of which are assumed to be produced via gluon-gluon fusion. The bulk Randall–Sundrum model is excluded for graviton masses between 298 GeV and 1460 GeV.

ACKNOWLEDGMENTS

We thank CERN for the very successful operation of the LHC, as well as the support staff from our institutions without whom ATLAS could not be operated efficiently.

We acknowledge the support of ANPCyT, Argentina; YerPhI, Armenia; ARC, Australia; BMWFW and FWF, Austria; ANAS, Azerbaijan; SSTC, Belarus; CNPq and FAPESP, Brazil; NSERC, NRC and CFI, Canada; CERN; ANID, Chile; CAS, MOST and NSFC, China; Minciencias, Colombia; MEYS CR, Czech Republic; DNRF and DNSRC, Denmark; IN2P3-CNRS and CEA-DRF/IRFU, France; SRNSFG, Georgia; BMBF, HGF and MPG, Germany; GSRI, Greece; RGC and Hong Kong SAR, China; ISF and Benozziyo Center, Israel; INFN, Italy; MEXT and JSPS, Japan; CNRST, Morocco; NWO, Netherlands; RCN, Norway; MEiN, Poland; FCT, Portugal; MNE/IFA, Romania; JINR; MES of Russia and NRC KI, Russian Federation; MESTD, Serbia; MSSR, Slovakia; ARRS and MIZŠ, Slovenia; DSI/NRF, South Africa; MICINN, Spain; SRC and Wallenberg Foundation, Sweden; SERI, SNSF and Cantons of Bern and Geneva, Switzerland; MOST, Taiwan; TAEK, Turkey; STFC, United Kingdom; DOE and NSF, United States of America. In addition, individual groups and members have received support from BCKDF, CANARIE, Compute Canada and CRC, Canada; COST, ERC, ERDF, Horizon 2020 and Marie Skłodowska-Curie Actions, European Union; Investissements d’Avenir Labex, Investissements d’Avenir Idex and ANR, France; DFG and AvH Foundation, Germany; Herakleitos, Thales and Aristeia programmes co-financed by EU-ESF and the Greek NSRF, Greece; BSF-NSF and GIF, Israel; Norwegian Financial Mechanism 2014-2021, Norway; NCN and NAWA, Poland; La Caixa Banking Foundation, CERCA Programme Generalitat de Catalunya and PROMETEO and GenT Programmes Generalitat Valenciana, Spain; Göran Gustafssons Stiftelse, Sweden; The Royal Society and Leverhulme Trust, United Kingdom. The crucial computing support from all WLCG partners is acknowledged gratefully, in particular from CERN, the ATLAS Tier-1 facilities at TRIUMF (Canada), NDGF (Denmark, Norway, Sweden), CC-IN2P3 (France), KIT/GridKA (Germany), INFN-CNAF (Italy), NL-T1 (Netherlands), PIC (Spain), ASGC (Taiwan), RAL (UK) and BNL (USA), the Tier-2 facilities worldwide and large non-WLCG resource providers. Major contributors of computing resources are listed in Ref. [95].

-
- [1] ATLAS Collaboration, Observation of a new particle in the search for the Standard Model Higgs boson with the ATLAS detector at the LHC, *Phys. Lett. B* **716**, 1 (2012).
 - [2] CMS Collaboration, Observation of a new boson at a mass of 125 GeV with the CMS experiment at the LHC, *Phys. Lett. B* **716**, 30 (2012).

- [3] ATLAS Collaboration, Observation of $H \rightarrow b\bar{b}$ decays and VH production with the ATLAS detector, *Phys. Lett. B* **786**, 59 (2018).
- [4] CMS Collaboration, Observation of Higgs Boson Decay to Bottom Quarks, *Phys. Rev. Lett.* **121**, 121801 (2018).

- [5] ATLAS Collaboration, Search for the $HH \rightarrow b\bar{b}b\bar{b}$ process via vector-boson fusion production using proton–proton collisions at $\sqrt{s} = 13$ TeV with the ATLAS detector, *J. High Energy Phys.* **07** (2020) 108; **05** (2021) 207(E).
- [6] ATLAS Collaboration, Reconstruction and identification of boosted di- τ systems in a search for Higgs boson pairs using 13 TeV proton–proton collision data in ATLAS, *J. High Energy Phys.* **11** (2020) 163.
- [7] ATLAS Collaboration, Search for pair production of Higgs bosons in the $b\bar{b}b\bar{b}$ final state using proton–proton collisions at $\sqrt{s} = 13$ TeV with the ATLAS detector, *J. High Energy Phys.* **01** (2019) 030.
- [8] ATLAS Collaboration, Search for Higgs boson pair production in the $\gamma\gamma b\bar{b}$ final state with 13 TeV pp collision data collected by the ATLAS experiment, *J. High Energy Phys.* **11** (2018) 040.
- [9] ATLAS Collaboration, Search for Resonant and Nonresonant Higgs Boson Pair Production in the $b\bar{b}\tau^+\tau^-$ Decay Channel in pp Collisions at $\sqrt{s} = 13$ TeV with the ATLAS Detector, *Phys. Rev. Lett.* **121**, 191801 (2018); **122**, 089901 (E) (2019).
- [10] ATLAS Collaboration, Search for Higgs boson pair production in the $b\bar{b}WW^*$ decay mode at $\sqrt{s} = 13$ TeV with the ATLAS detector, *J. High Energy Phys.* **04** (2019) 092.
- [11] ATLAS Collaboration, Search for Higgs boson pair production in the $WW^{(*)}WW^{(*)}$ decay channel using ATLAS data recorded at $\sqrt{s} = 13$ TeV, *J. High Energy Phys.* **05** (2019) 124.
- [12] ATLAS Collaboration, Search for Higgs boson pair production in the $\gamma\gamma WW^*$ channel using pp collision data recorded at $\sqrt{s} = 13$ TeV with the ATLAS detector, *Eur. Phys. J. C* **78**, 1007 (2018).
- [13] ATLAS Collaboration, Combination of searches for Higgs boson pairs in pp collisions at $\sqrt{s} = 13$ TeV with the ATLAS detector, *Phys. Lett. B* **800**, 135103 (2020).
- [14] CMS Collaboration, Search for resonant pair production of Higgs bosons decaying to bottom quark-antiquark pairs in proton–proton collisions at 13 TeV, *J. High Energy Phys.* **08** (2018) 152.
- [15] CMS Collaboration, Search for Higgs boson pair production in the $\gamma\gamma b\bar{b}$ final state in pp collisions at $\sqrt{s} = 13$ TeV, *Phys. Lett. B* **788**, 7 (2019).
- [16] CMS Collaboration, Search for Higgs boson pair production in events with two bottom quarks and two tau leptons in proton–proton collisions at $\sqrt{s} = 13$ TeV, *Phys. Lett. B* **778**, 101 (2018).
- [17] CMS Collaboration, Search for resonant and nonresonant Higgs boson pair production in the $b\bar{b}\ell\nu\ell\nu$ final state in proton–proton collisions at $\sqrt{s} = 13$ TeV, *J. High Energy Phys.* **01** (2018) 054.
- [18] CMS Collaboration, Search for resonant pair production of Higgs bosons in the $b\bar{b}ZZ$ channel in proton–proton collisions at $\sqrt{s} = 13$ TeV, *Phys. Rev. D* **102**, 032003 (2020).
- [19] CMS Collaboration, Combination of Searches for Higgs Boson Pair Production in Proton–Proton Collisions at $\sqrt{s} = 13$ TeV, *Phys. Rev. Lett.* **122**, 121803 (2019).
- [20] CMS Collaboration, Search for a heavy Higgs boson decaying into two lighter Higgs bosons in the $\tau\tau b\bar{b}$ final state at 13 TeV, *J. High Energy Phys.* **11** (2021) 057.
- [21] CMS Collaboration, Search for heavy resonances decaying to a pair of Lorentz-boosted Higgs bosons in final states with leptons and a bottom quark pair at $\sqrt{s} = 13$ TeV, [arXiv:2112.03161](https://arxiv.org/abs/2112.03161).
- [22] G. Branco, P. M. Ferreira, L. Lavoura, M. N. Rebelo, M. Sher, and J. P. Silva, Theory and phenomenology of two-Higgs-doublet models, *Phys. Rep.* **516**, 1 (2012).
- [23] A. Djouadi and J. Quevillon, The MSSM Higgs sector at a high M_{SUSY} : reopening the low $\tan\beta$ regime and heavy Higgs searches, *J. High Energy Phys.* **10** (2013) 028.
- [24] A. Djouadi, L. Maiani, G. Moreau, A. Polosa, J. Quevillon, and V. Riquer, The post-Higgs MSSM scenario: Habemus MSSM?, *Eur. Phys. J. C* **73**, 2650 (2013).
- [25] L. Randall and R. Sundrum, Large Mass Hierarchy from a Small Extra Dimension, *Phys. Rev. Lett.* **83**, 3370 (1999).
- [26] K. Agashe, H. Davoudiasl, G. Perez, and A. Soni, Warped gravitons at the CERN LHC and beyond, *Phys. Rev. D* **76**, 036006 (2007).
- [27] A. Fitzpatrick, J. Kaplan, L. Randall, and L.-T. Wang, Searching for the Kaluza-Klein graviton in bulk RS models, *J. High Energy Phys.* **09** (2007) 013.
- [28] A. Carvalho, Gravity particles from Warped Extra Dimensions, predictions for LHC, [arXiv:1404.0102](https://arxiv.org/abs/1404.0102).
- [29] D. de Florian *et al.*, Handbook of LHC Higgs Cross Sections: 4. Deciphering the Nature of the Higgs Sector (2016), [10.23731/CYRM-2017-002](https://arxiv.org/abs/10.23731/CYRM-2017-002).
- [30] ATLAS Collaboration, ATLAS b -jet identification performance and efficiency measurement with $t\bar{t}$ events in pp collisions at $\sqrt{s} = 13$ TeV, *Eur. Phys. J. C* **79**, 970 (2019).
- [31] ATLAS Collaboration, Optimisation and performance studies of the ATLAS b -tagging algorithms for the 2017-18 LHC run, Report No. ATL-PHYS-PUB-2017-013, 2017, <https://cds.cern.ch/record/2273281>.
- [32] ATLAS Collaboration, The ATLAS experiment at the CERN large hadron collider, *J. Instrum.* **3**, S08003 (2008).
- [33] ATLAS Collaboration, ATLAS insertable B-layer: Technical design report, Report No. ATLAS-TDR-19; Report No. CERN-LHCC-2010-013, 2010, <https://cds.cern.ch/record/1291633>; Addendum: Report No. ATLAS-TDR-19-ADD-1; Report No. CERN-LHCC-2012-009, 2012, <https://cds.cern.ch/record/1451888>.
- [34] B. Abbott *et al.*, Production and integration of the ATLAS insertable B-layer, *J. Instrum.* **13**, T05008 (2018).
- [35] ATLAS Collaboration, Performance of the ATLAS trigger system in 2015, *Eur. Phys. J. C* **77**, 317 (2017).
- [36] ATLAS Collaboration, The ATLAS Collaboration software and firmware, Report No. ATL-SOFT-PUB-2021-001, 2021, <https://cds.cern.ch/record/2767187>.
- [37] ATLAS Collaboration, ATLAS data quality operations and performance for 2015–2018 data-taking, *J. Instrum.* **15**, P04003 (2020).
- [38] M. Cacciari, G. P. Salam, and G. Soyez, The anti- k_t jet clustering algorithm, *J. High Energy Phys.* **04** (2008) 063.
- [39] M. Cacciari, G. P. Salam, and G. Soyez, FastJet user manual, *Eur. Phys. J. C* **72**, 1896 (2012).
- [40] ATLAS Collaboration, Configuration and performance of the ATLAS b -jet triggers in Run 2, *Eur. Phys. J. C* **81**, 1087 (2021).

- [41] S. Agostinelli *et al.* (GEANT4 Collaboration), GEANT4—a simulation toolkit, *Nucl. Instrum. Methods Phys. Res., Sect. A* **506**, 250 (2003).
- [42] ATLAS Collaboration, The ATLAS simulation infrastructure, *Eur. Phys. J. C* **70**, 823 (2010).
- [43] J. Alwall, R. Frederix, S. Frixione, V. Hirschi, F. Maltoni, O. Mattelaer, H.-S. Shao, T. Stelzer, P. Torrielli, and M. Zaro, The automated computation of tree-level and next-to-leading order differential cross sections, and their matching to parton shower simulations, *J. High Energy Phys.* **07** (2014) 079.
- [44] R. D. Ball *et al.*, Parton distributions with LHC data, *Nucl. Phys.* **B867**, 244 (2013).
- [45] M. Baak, S. Gadatsch, R. Harrington, and W. Verkerke, Interpolation between multi-dimensional histograms using a new non-linear moment morphing method, *Nucl. Instrum. Methods Phys. Res., Sect. A* **771**, 39 (2015).
- [46] J. Bellm *et al.*, HERWIG7.1 release note, [arXiv:1705.06919](https://arxiv.org/abs/1705.06919).
- [47] L. A. Harland-Lang, A. D. Martin, P. Motylinski, and R. S. Thorne, Parton distributions in the LHC era: MMHT 2014 PDFs, *Eur. Phys. J. C* **75**, 204 (2015).
- [48] D. J. Lange, The EvtGen particle decay simulation package, *Nucl. Instrum. Methods Phys. Res., Sect. A* **462**, 152 (2001).
- [49] T. Sjöstrand, S. Ask, J. R. Christiansen, R. Corke, N. Desai, P. Ilten, S. Mrenna, S. Prestel, C. O. Rasmussen, and P. Z. Skands, An introduction to PYTHIA8.2, *Comput. Phys. Commun.* **191**, 159 (2015).
- [50] ATLAS Collaboration, ATLAS PYTHIA8 tunes to 7 TeV data, Report No. ATL-PHYS-PUB-2014-021, 2014, <https://cds.cern.ch/record/1966419>.
- [51] P. Nason, A new method for combining NLO QCD with shower Monte Carlo algorithms, *J. High Energy Phys.* **11** (2004) 040.
- [52] S. Frixione, P. Nason, and C. Oleari, Matching NLO QCD computations with parton shower simulations: The Powheg method, *J. High Energy Phys.* **11** (2007) 070.
- [53] S. Alioli, P. Nason, C. Oleari, and E. Re, A general framework for implementing NLO calculations in shower Monte Carlo programs: The POWHEG BOX, *J. High Energy Phys.* **06** (2010) 043.
- [54] J. M. Campbell, R. K. Ellis, P. Nason, and E. Re, Top-pair production and decay at NLO matched with parton showers, *J. High Energy Phys.* **04** (2015) 114.
- [55] R. D. Ball *et al.*, Parton distributions for the LHC run II, *J. High Energy Phys.* **04** (2015) 040.
- [56] M. Czakon and A. Mitov, Top++: A program for the calculation of the top-pair cross-section at hadron colliders, *Comput. Phys. Commun.* **185**, 2930 (2014).
- [57] ATLAS Collaboration, Improvements in $t\bar{t}$ modelling using NLO + PS Monte Carlo generators for Run 2, Report No. ATL-PHYS-PUB-2018-009, 2018, <https://cds.cern.ch/record/2630327>.
- [58] ATLAS Collaboration, The PYTHIA8 A3 tune description of ATLAS minimum bias and inelastic measurements incorporating the Donnachie–Landshoff diffractive model, Report No. ATL-PHYS-PUB-2016-017, 2016, <https://cds.cern.ch/record/2206965>.
- [59] ATLAS Collaboration, Reconstruction of primary vertices at the ATLAS experiment in Run 1 proton–proton collisions at the LHC, *Eur. Phys. J. C* **77**, 332 (2017).
- [60] ATLAS Collaboration, Jet reconstruction and performance using particle flow with the ATLAS Detector, *Eur. Phys. J. C* **77**, 466 (2017).
- [61] ATLAS Collaboration, Jet energy scale and resolution measured in proton–proton collisions at $\sqrt{s} = 13$ TeV with the ATLAS detector, *Eur. Phys. J. C* **81**, 689 (2020).
- [62] ATLAS Collaboration, Performance of pile-up mitigation techniques for jets in pp collisions at $\sqrt{s} = 8$ TeV using the ATLAS detector, *Eur. Phys. J. C* **76**, 581 (2016).
- [63] ATLAS Collaboration, Topological cell clustering in the ATLAS calorimeters and its performance in LHC Run 1, *Eur. Phys. J. C* **77**, 490 (2017).
- [64] ATLAS Collaboration, Selection of jets produced in 13 TeV proton–proton collisions with the ATLAS detector, Report No. ATLAS-CONF-2015-029, 2015, <https://cds.cern.ch/record/2037702>.
- [65] ATLAS Collaboration, Jet energy measurement with the ATLAS detector in proton–proton collisions at $\sqrt{s} = 7$ TeV, *Eur. Phys. J. C* **73**, 2304 (2013).
- [66] D. Krohn, J. Thaler, and L.-T. Wang, Jet trimming, *J. High Energy Phys.* **02** (2010) 084.
- [67] S. D. Ellis and D. E. Soper, Successive combination jet algorithm for hadron collisions, *Phys. Rev. D* **48**, 3160 (1993).
- [68] ATLAS Collaboration, Performance of jet substructure techniques for large- R jets in proton–proton collisions at $\sqrt{s} = 7$ TeV using the ATLAS detector, *J. High Energy Phys.* **09** (2013) 076.
- [69] ATLAS Collaboration, Jet mass reconstruction with the ATLAS Detector in early Run 2 data, Report No. ATLAS-CONF-2016-035, 2016, <https://cds.cern.ch/record/2200211>.
- [70] M. Cacciari and G. P. Salam, Pileup subtraction using jet areas, *Phys. Lett. B* **659**, 119 (2008).
- [71] ATLAS Collaboration, Identification of jets containing b-hadrons with recurrent neural networks at the ATLAS experiment, Report No. ATL-PHYS-PUB-2017-003, 2017, <https://cds.cern.ch/record/2255226>.
- [72] ATLAS Collaboration, Measurement of b -tagging efficiency of c -jets in $t\bar{t}$ events using a likelihood approach with the ATLAS detector, Report No. ATLAS-CONF-2018-001, 2018, <https://cds.cern.ch/record/2306649>.
- [73] ATLAS Collaboration, Calibration of light-flavour b -jet mistagging rates using ATLAS proton–proton collision data at $\sqrt{s} = 13$ TeV, Report No. ATLAS-CONF-2018-006, 2018, <https://cds.cern.ch/record/2314418>.
- [74] ATLAS Collaboration, Muon reconstruction and identification efficiency in ATLAS using the full Run 2 pp collision data set at $\sqrt{s} = 13$ TeV, *Eur. Phys. J. C* **81**, 578 (2020).
- [75] ATLAS Collaboration, Evidence for the $H \rightarrow b\bar{b}$ decay with the ATLAS detector, *J. High Energy Phys.* **12** (2017) 024.
- [76] ATLAS Collaboration, Muon reconstruction performance of the ATLAS detector in proton–proton collision data at $\sqrt{s} = 13$ TeV, *Eur. Phys. J. C* **76**, 292 (2016).
- [77] ATLAS Collaboration, Identification of boosted Higgs bosons decaying into b -quark pairs with the ATLAS detector at 13 TeV, *Eur. Phys. J. C* **79**, 836 (2019).
- [78] G. Ke *et al.*, LightGBM: A highly efficient gradient boosting decision tree, *Advances in Neural Information Processing Systems 30*, edited by I. Guyon *et al.* (Curran

- Associates, Inc., 2017), p. 3146, <http://papers.nips.cc/paper/6907-lightgbm-a-highly-efficient-gradient-boosting-decision-tree.pdf>.
- [79] P. Zyla *et al.*, Review of particle physics, *Prog. Theor. Exp. Phys.* **2020**, 083C01 (2020).
- [80] G. V. Moustakides and K. Basioti, Training neural networks for likelihood/density ratio estimation, *arXiv:1911.00405*.
- [81] T. Kanamori, S. Hido, and M. Sugiyama, A least-squares approach to direct importance estimation, *J. Mach. Learn. Res.* **10**, 1391 (2009), <https://www.jmlr.org/papers/v10/kanamori09a.html>.
- [82] V. Nair and G. E. Hinton, Rectified linear units improve restricted Boltzmann machines, *Proceedings of the 27th International Conference on International Conference on Machine Learning, ICML'10* (Omni Press, Haifa, Israel, 2010), p. 807 ISBN: 9781605589077.
- [83] B. Efron, Bootstrap methods: Another look at the Jackknife, *Ann. Statist.* **7**, 1 (1979).
- [84] ATLAS Collaboration, Luminosity determination in pp collisions at $\sqrt{s} = 13$ TeV using the ATLAS detector at the LHC, Report No. ATLAS-CONF-2019-021, 2019, <https://cds.cern.ch/record/2677054>.
- [85] G. Avoni *et al.*, The new LUCID-2 detector for luminosity measurement and monitoring in ATLAS, *J. Instrum.* **13**, P07017 (2018).
- [86] J. Butterworth *et al.*, PDF4LHC recommendations for LHC Run II, *J. Phys. G* **43**, 023001 (2016).
- [87] ATLAS Collaboration, Search for low-scale gravity signatures in multi-jet final states with the ATLAS detector at $\sqrt{s} = 8$ TeV, *J. High Energy Phys.* **07** (2015) 032.
- [88] C. E. Rasmussen and C. K. I. Williams, *Gaussian Processes for Machine Learning* (MIT Press, Cambridge, MA, 2006), ISBN: 026218253X.
- [89] ATLAS Collaboration, In situ calibration of large-radius jet energy and mass in 13 TeV proton–proton collisions with the ATLAS detector, *Eur. Phys. J. C* **79**, 135 (2019).
- [90] ATLAS Collaboration, In-situ measurements of the ATLAS large-radius jet response in 13 TeV pp collisions, Report No. ATLAS-CONF-2017-063, 2017, <https://cds.cern.ch/record/2275655>.
- [91] G. Cowan, K. Cranmer, E. Gross, and O. Vitells, Asymptotic formulae for likelihood-based tests of new physics, *Eur. Phys. J. C* **71**, 1554 (2011).
- [92] K. Cranmer *et al.*, HistFactory: A tool for creating statistical models for use with RooFit and RooStats, Report No. CERN-OPEN-2012-016, 2012, <https://cds.cern.ch/record/1456844>.
- [93] E. Gross and O. Vitells, it Trial factors for the look elsewhere effect in high energy physics, *Eur. Phys. J. C* **70**, 525 (2010).
- [94] A. L. Read, Presentation of search results: The CL_s technique, *J. Phys. G* **28**, 2693 (2002).
- [95] ATLAS Collaboration, ATLAS computing acknowledgements, Report No. ATL-SOFT-PUB-2021-003, <https://cds.cern.ch/record/2776662>.

G. Aad,⁹⁹ B. Abbott,¹²⁴ D. C. Abbott,¹⁰⁰ A. Abed Abud,³⁴ K. Abeling,⁵¹ D. K. Abhayasinghe,⁹¹ S. H. Abidi,²⁷ H. Abramowicz,¹⁵⁷ H. Abreu,¹⁵⁶ Y. Abulaiti,⁵ A. C. Abusleme Hoffman,^{142a} B. S. Acharya,^{64a,64b} B. Achkar,⁵¹ L. Adam,⁹⁷ C. Adam Bourdarios,⁴ L. Adamczyk,^{81a} L. Adamek,¹⁶² S. V. Addepalli,²⁴ J. Adelman,¹¹⁷ A. Adiguzel,^{11c} S. Adorni,⁵² T. Adye,¹³⁹ A. A. Affolder,¹⁴¹ Y. Afik,¹⁵⁶ C. Agapopoulou,⁶² M. N. Agaras,¹² J. Agarwala,^{68a,68b} A. Aggarwal,¹¹⁵ C. Agheorghiesei,^{25c} J. A. Aguilar-Saavedra,^{135f,135a,d} A. Ahmad,³⁴ F. Ahmadov,⁷⁷ W. S. Ahmed,¹⁰¹ X. Ai,⁴⁴ G. Aielli,^{71a,71b} I. Aizenberg,¹⁷⁵ S. Akatsuka,⁸³ M. Akbiyik,⁹⁷ T. P. A. Åkesson,⁹⁴ A. V. Akimov,¹⁰⁸ K. Al Khoury,³⁷ G. L. Alberghi,^{21b} J. Albert,¹⁷¹ P. Albicocco,⁴⁹ M. J. Alconada Verzini,⁸⁶ S. Alderweireldt,⁴⁸ M. Aleksa,³⁴ I. N. Aleksandrov,⁷⁷ C. Alexa,^{25b} T. Alexopoulos,⁹ A. Alfonsi,¹¹⁶ F. Alfonsi,^{21b} M. Alhroob,¹²⁴ B. Ali,¹³⁷ S. Ali,¹⁵⁴ M. Aliev,¹⁶¹ G. Alimonti,^{66a} C. Allaire,³⁴ B. M. M. Allbrooke,¹⁵² P. P. Allport,¹⁹ A. Aloisio,^{67a,67b} F. Alonso,⁸⁶ C. Alpigiani,¹⁴⁴ E. Alunno Camelia,^{71a,71b} M. Alvarez Estevez,⁹⁶ M. G. Alvigi,^{67a,67b} Y. Amaral Coutinho,^{78b} A. Ambler,¹⁰¹ L. Ambroz,¹³⁰ C. Amelung,³⁴ D. Amidei,¹⁰³ S. P. Amor Dos Santos,^{135a} S. Amoroso,⁴⁴ C. S. Amrouche,⁵² C. Anastopoulos,¹⁴⁵ N. Andari,¹⁴⁰ T. Andeen,¹⁰ J. K. Anders,¹⁸ S. Y. Andrian,^{43a,43b} A. Andreazza,^{66a,66b} S. Angelidakis,⁸ A. Angerami,³⁷ A. V. Anisenkov,^{118b,118a} A. Annovi,^{69a} C. Antel,⁵² M. T. Anthony,¹⁴⁵ E. Antipov,¹²⁵ M. Antonelli,⁴⁹ D. J. A. Antrim,¹⁶ F. Anulli,^{70a} M. Aoki,⁷⁹ J. A. Aparisi Pozo,¹⁶⁹ M. A. Aparo,¹⁵² L. Aperio Bella,⁴⁴ N. Aranzabal,³⁴ V. Araujo Ferraz,^{78a} C. Arcangeletti,⁴⁹ A. T. H. Arce,⁴⁷ E. Arena,⁸⁸ J-F. Arguin,¹⁰⁷ S. Argyropoulos,⁵⁰ J.-H. Arling,⁴⁴ A. J. Armbruster,³⁴ A. Armstrong,¹⁶⁶ O. Arnaez,¹⁶² H. Arnold,³⁴ Z. P. Arrubarrena Tame,¹¹¹ G. Artoni,¹³⁰ H. Asada,¹¹³ K. Asai,¹²² S. Asai,¹⁵⁹ N. A. Asbah,⁵⁷ E. M. Asimakopoulou,¹⁶⁷ L. Asquith,¹⁵² J. Assahsah,^{33d} K. Assamagan,²⁷ R. Astalos,^{26a} R. J. Atkin,^{31a} M. Atkinson,¹⁶⁸ N. B. Atlay,¹⁷ H. Atmani,^{58b} P. A. Atmasiddha,¹⁰³ K. Augsten,¹³⁷ S. Auricchio,^{67a,67b} V. A. Austrup,¹⁷⁷ G. Avner,¹⁵⁶ G. Avolio,³⁴ M. K. Ayoub,^{13c} G. Azuelos,^{107e} D. Babal,^{26a} H. Bachacou,¹⁴⁰ K. Bachas,¹⁵⁸ A. Bachi,³² F. Backman,^{43a,43b} A. Badea,⁵⁷ P. Bagnaia,^{70a,70b} H. Bahrasemani,¹⁴⁸ A. J. Bailey,¹⁶⁹ V. R. Bailey,¹⁶⁸ J. T. Baines,¹³⁹ C. Bakalis,⁹ O. K. Baker,¹⁷⁸ P. J. Bakker,¹¹⁶ E. Bakos,¹⁴ D. Bakshi Gupta,⁷ S. Balaji,¹⁵³ R. Balasubramanian,¹¹⁶ E. M. Baldin,^{118b,118a} P. Balek,¹³⁸ E. Ballabene,^{66a,66b} F. Balli,¹⁴⁰ W. K. Balunas,¹³⁰ J. Balz,⁹⁷ E. Banas,⁸² M. Bandieramonte,¹³⁴ A. Bandyopadhyay,¹⁷ S. Bansal,²² L. Barak,¹⁵⁷ E. L. Barberio,¹⁰² D. Barberis,^{53b,53a} M. Barbero,⁹⁹ G. Barbour,⁹² K. N. Barends,^{31a} T. Barillari,¹¹²

M-S. Barisits,³⁴ J. Barkeloo,¹²⁷ T. Barklow,¹⁴⁹ B. M. Barnett,¹³⁹ R. M. Barnett,¹⁶ A. Baroncelli,^{58a} G. Barone,²⁷ A. J. Barr,¹³⁰ L. Barranco Navarro,^{43a,43b} F. Barreiro,⁹⁶ J. Barreiro Guimarães da Costa,^{13a} U. Barron,¹⁵⁷ S. Barsov,¹³³ F. Bartels,^{59a} R. Bartoldus,¹⁴⁹ G. Bartolini,⁹⁹ A. E. Barton,⁸⁷ P. Bartos,^{26a} A. Basalaeu,⁴⁴ A. Basan,⁹⁷ I. Bashta,^{72a,72b} A. Bassalat,^{62,f} M. J. Basso,¹⁶² C. R. Basson,⁹⁸ R. L. Bates,⁵⁵ S. Batlamous,^{33e} J. R. Batley,³⁰ B. Batool,¹⁴⁷ M. Battaglia,¹⁴¹ M. Baue,^{70a,70b} F. Bauer,^{140,a} P. Bauer,²² H. S. Bawa,²⁹ A. Bayirli,^{11c} J. B. Beacham,⁴⁷ T. Beau,¹³¹ P. H. Beauchemin,¹⁶⁵ F. Becherer,⁵⁰ P. Bechtel,²² H. P. Beck,^{18,g} K. Becker,¹⁷³ C. Becot,⁴⁴ A. J. Beddall,^{11a} V. A. Bednyakov,⁷⁷ C. P. Bee,¹⁵¹ T. A. Beermann,¹⁷⁷ M. Begalli,^{78b} M. Begel,²⁷ A. Behera,¹⁵¹ J. K. Behr,⁴⁴ C. Beirao Da Cruz E Silva,³⁴ J. F. Beirer,^{51,34} F. Beisiegel,²² M. Belfkir,⁴ G. Bella,¹⁵⁷ L. Bellagamba,^{21b} A. Bellerive,³² P. Bellos,¹⁹ K. Beloborodov,^{118b,118a} K. Belotskiy,¹⁰⁹ N. L. Belyaev,¹⁰⁹ D. Benckekroun,^{33a} Y. Benhammou,¹⁵⁷ D. P. Benjamin,²⁷ M. Benoit,²⁷ J. R. Bensinger,²⁴ S. Bentvelsen,¹¹⁶ L. Beresford,³⁴ M. Beretta,⁴⁹ D. Berge,¹⁷ E. Bergeas Kuutmann,¹⁶⁷ N. Berger,⁴ B. Bergmann,¹³⁷ L. J. Bergsten,²⁴ J. Beringer,¹⁶ S. Berlendis,⁶ G. Bernardi,¹³¹ C. Bernius,¹⁴⁹ F. U. Bernlochner,²² T. Berry,⁹¹ P. Berta,¹³⁸ A. Berthold,⁴⁶ I. A. Bertram,⁸⁷ O. Bessidskaia Bylund,¹⁷⁷ S. Bethke,¹¹² A. Betti,⁴⁰ A. J. Bevan,⁹⁰ S. Bhatta,¹⁵¹ D. S. Bhattacharya,¹⁷² P. Bhattarai,²⁴ V. S. Bhopatkar,⁵ R. Bi,¹³⁴ R. M. Bianchi,¹³⁴ O. Biebel,¹¹¹ R. Bielski,¹²⁷ N. V. Biesuz,^{69a,69b} M. Biglietti,^{72a} T. R. V. Billoud,¹³⁷ M. Bindi,⁵¹ A. Bingul,^{11d} C. Bini,^{70a,70b} S. Biondi,^{21b,21a} A. Biondini,⁸⁸ C. J. Birch-sykes,⁹⁸ G. A. Bird,^{19,139} M. Birman,¹⁷⁵ T. Bisanz,³⁴ J. P. Biswal,² D. Biswas,^{176,h} A. Bitadze,⁹⁸ C. Bittrich,⁴⁶ K. Björke,¹²⁹ I. Bloch,⁴⁴ C. Blocker,²⁴ A. Blue,⁵⁵ U. Blumenschein,⁹⁰ J. Blumenthal,⁹⁷ G. J. Bobbink,¹¹⁶ V. S. Bobrovnikov,^{118b,118a} M. Boehler,⁵⁰ D. Bogavac,¹² A. G. Bogdanchikov,^{118b,118a} C. Bohm,^{43a} V. Boisvert,⁹¹ P. Bokan,⁴⁴ T. Bold,^{81a} M. Bomben,¹³¹ M. Bona,⁹⁰ M. Boonekamp,¹⁴⁰ C. D. Booth,⁹¹ A. G. Borbély,⁵⁵ H. M. Borecka-Bielska,¹⁰⁷ L. S. Borgna,⁹² G. Borissov,⁸⁷ D. Bortoletto,¹³⁰ D. Boscherini,^{21b} M. Bosman,¹² J. D. Bossio Sola,³⁴ K. Bouaouda,^{33a} J. Boudreau,¹³⁴ E. V. Bouhova-Thacker,⁸⁷ D. Boumediene,³⁶ R. Bouquet,¹³¹ A. Boveia,¹²³ J. Boyd,³⁴ D. Boye,²⁷ I. R. Boyko,⁷⁷ A. J. Bozson,⁹¹ J. Bracinik,¹⁹ N. Brahimi,^{58d,58c} G. Brandt,¹⁷⁷ O. Brandt,³⁰ F. Braren,⁴⁴ B. Brau,¹⁰⁰ J. E. Brau,¹²⁷ W. D. Breaden Madden,⁵⁵ K. Brendlinger,⁴⁴ R. Brenner,¹⁷⁵ L. Brenner,³⁴ R. Brenner,¹⁶⁷ S. Bressler,¹⁷⁵ B. Brickwedde,⁹⁷ D. L. Briglin,¹⁹ D. Britton,⁵⁵ D. Britzger,¹¹² I. Brock,²² R. Brock,¹⁰⁴ G. Brooijmans,³⁷ W. K. Brooks,^{142d} E. Brost,²⁷ P. A. Bruckman de Renstrom,⁸² B. Brüers,⁴⁴ D. Bruncko,^{26b} A. Bruni,^{21b} G. Bruni,^{21b} M. Bruschi,^{21b} N. Bruscino,^{70a,70b} L. Bryngemark,¹⁴⁹ T. Buanes,¹⁵ Q. Buat,¹⁵¹ P. Buchholz,¹⁴⁷ A. G. Buckley,⁵⁵ I. A. Budagov,⁷⁷ M. K. Bugge,¹²⁹ O. Bulekov,¹⁰⁹ B. A. Bullard,⁵⁷ T. J. Burch,¹¹⁷ S. Burdin,⁸⁸ C. D. Burgard,⁴⁴ A. M. Burger,¹²⁵ B. Burghgrave,⁷ J. T. P. Burr,⁴⁴ C. D. Burton,¹⁰ J. C. Burzynski,¹⁰⁰ V. Büscher,⁹⁷ P. J. Bussey,⁵⁵ J. M. Butler,²³ C. M. Buttar,⁵⁵ J. M. Butterworth,⁹² W. Buttinger,¹³⁹ C. J. Buxo Vazquez,¹⁰⁴ A. R. Buzykaev,^{118b,118a} G. Cabras,^{21b} S. Cabrera Urbán,¹⁶⁹ D. Caforio,⁵⁴ H. Cai,¹³⁴ V. M. M. Cairo,¹⁴⁹ O. Kadir,^{3a} N. Calace,³⁴ P. Calafiura,¹⁶ G. Calderini,¹³¹ P. Calfayan,⁶³ G. Callea,⁵⁵ L. P. Caloba,^{78b} S. Calvente Lopez,⁹⁶ D. Calvet,³⁶ S. Calvet,³⁶ T. P. Calvet,⁹⁹ M. Calvetti,^{69a,69b} R. Camacho Toro,¹³¹ S. Camarda,³⁴ D. Camarero Munoz,⁹⁶ P. Camarri,^{71a,71b} M. T. Camerlingo,^{72a,72b} D. Cameron,¹²⁹ C. Camincher,¹⁷¹ M. Campanelli,⁹² A. Camplani,³⁸ V. Canale,^{67a,67b} A. Canesse,¹⁰¹ M. Cano Bret,⁷⁵ J. Cantero,¹²⁵ Y. Cao,¹⁶⁸ F. Capocasa,²⁴ M. Capua,^{39b,39a} A. Carbone,^{66a,66b} R. Cardarelli,^{71a} J. C. J. Cardenas,⁷ F. Cardillo,¹⁶⁹ G. Carducci,^{39b,39a} T. Carli,³⁴ G. Carlino,^{67a} B. T. Carlson,¹³⁴ E. M. Carlson,^{171,163a} L. Carminati,^{66a,66b} M. Carnesale,^{70a,70b} R. M. D. Carney,¹⁴⁹ S. Caron,¹¹⁵ E. Carquin,^{142d} S. Carrá,⁴⁴ G. Carratta,^{21b,21a} J. W. S. Carter,¹⁶² T. M. Carter,⁴⁸ D. Casadei,^{31c} M. P. Casado,^{12,i} A. F. Casha,¹⁶² E. G. Castiglia,¹⁷⁸ F. L. Castillo,^{59a} L. Castillo Garcia,¹² V. Castillo Gimenez,¹⁶⁹ N. F. Castro,^{135a,135e} A. Catinaccio,³⁴ J. R. Catmore,¹²⁹ A. Cattai,³⁴ V. Cavaliere,²⁷ N. Cavalli,^{21b,21a} V. Cavasinni,^{69a,69b} E. Celebi,^{11b} F. Celli,¹³⁰ M. S. Centonze,^{65a,65b} K. Cerny,¹²⁶ A. S. Cerqueira,^{78a} A. Cerri,¹⁵² L. Cerrito,^{71a,71b} F. Cerutti,¹⁶ A. Cervelli,^{21b} S. A. Cetin,^{11b} Z. Chadi,^{33a} D. Chakraborty,¹¹⁷ M. Chala,^{135f} J. Chan,¹⁷⁶ W. S. Chan,¹¹⁶ W. Y. Chan,⁸⁸ J. D. Chapman,³⁰ B. Chargeishvili,^{155b} D. G. Charlton,¹⁹ T. P. Charman,⁹⁰ M. Chatterjee,¹⁸ S. Chekanov,⁵ S. V. Chekulaev,^{163a} G. A. Chelkov,^{77,j} A. Chen,¹⁰³ B. Chen,¹⁵⁷ C. Chen,^{58a} C. H. Chen,⁷⁶ H. Chen,^{13c} H. Chen,²⁷ J. Chen,^{58c} J. Chen,²⁴ S. Chen,¹³² S. J. Chen,^{13c} X. Chen,^{58c} X. Chen,^{13b} Y. Chen,^{58a} Y-H. Chen,⁴⁴ C. L. Cheng,¹⁷⁶ H. C. Cheng,^{60a} A. Cheplakov,⁷⁷ E. Cheremushkina,⁴⁴ E. Cherepanova,⁷⁷ R. Cherkaoui El Moursli,^{33e} E. Cheu,⁶ K. Cheung,⁶¹ L. Chevalier,¹⁴⁰ V. Chiarella,⁴⁹ G. Chiarelli,^{69a} G. Chiodini,^{65a} A. S. Chisholm,¹⁹ A. Chitan,^{25b} Y. H. Chiu,¹⁷¹ M. V. Chizhov,^{77,k} K. Choi,¹⁰ A. R. Chomont,^{70a,70b} Y. Chou,¹⁰⁰ Y. S. Chow,¹¹⁶ L. D. Christopher,^{31f} M. C. Chu,^{60a} X. Chu,^{13a,13d} J. Chudoba,¹³⁶ J. J. Chwastowski,⁸² D. Cieri,¹¹² K. M. Ciesla,⁸² V. Cindro,⁸⁹ I. A. Cioară,^{25b} A. Ciochio,¹⁶ F. Ciotto,^{67a,67b} Z. H. Citron,^{175,l} M. Citterio,^{66a} D. A. Ciubotaru,^{25b} B. M. Ciungu,¹⁶² A. Clark,⁵² P. J. Clark,⁴⁸ J. M. Clavijo Columbie,⁴⁴ S. E. Clawson,⁹⁸ C. Clement,^{43a,43b} L. Clissa,^{21b,21a} Y. Coadou,⁹⁹ M. Cobal,^{64a,64c} A. Coccoaro,^{53b} J. Cochran,⁷⁶ R. F. Coelho Barrue,^{135a} R. Coelho Lopes De Sa,¹⁰⁰ S. Coelli,^{66a} H. Cohen,¹⁵⁷ A. E. C. Coimbra,³⁴ B. Cole,³⁷ J. Collot,⁵⁶ P. Conde Muño, ^{135a,135h}

S. H. Connell,^{31c} I. A. Connolly,⁵⁵ E. I. Conroy,¹³⁰ F. Conventi,^{67a,m} H. G. Cooke,¹⁹ A. M. Cooper-Sarkar,¹³⁰ F. Cormier,¹⁷⁰ L. D. Corpe,³⁴ M. Corradi,^{70a,70b} E. E. Corrigan,⁹⁴ F. Corriveau,^{101,n} M. J. Costa,¹⁶⁹ F. Costanza,⁴ D. Costanzo,¹⁴⁵ B. M. Cote,¹²³ G. Cowan,⁹¹ J. W. Cowley,³⁰ K. Cranmer,¹²¹ S. Crépé-Renaudin,⁵⁶ F. Crescioli,¹³¹ M. Cristinziani,¹⁴⁷ M. Cristoforetti,^{73a,73b,o} V. Croft,¹⁶⁵ G. Crosetti,^{39b,39a} A. Cueto,³⁴ T. Cuhadar Donszelmann,¹⁶⁶ H. Cui,^{13a,13d} A. R. Cukierman,¹⁴⁹ W. R. Cunningham,⁵⁵ P. Czodrowski,³⁴ M. M. Czurylo,^{59b} M. J. Da Cunha Sargedas De Sousa,^{58a} J. V. Da Fonseca Pinto,^{78b} C. Da Via,⁹⁸ W. Dabrowski,^{81a} T. Dado,⁴⁵ S. Dahbi,^{31f} T. Dai,¹⁰³ C. Dallapiccola,¹⁰⁰ M. Dam,³⁸ G. D'amen,²⁷ V. D'Amico,^{72a,72b} J. Damp,⁹⁷ J. R. Dandoy,¹³² M. F. Daneri,²⁸ M. Danninger,¹⁴⁸ V. Dao,³⁴ G. Darbo,^{53b} S. Darmora,⁵ A. Dattagupta,¹²⁷ S. D'Auria,^{66a,66b} C. David,^{163b} T. Davidek,¹³⁸ D. R. Davis,⁴⁷ B. Davis-Purcell,³² I. Dawson,⁹⁰ K. De,⁷ R. De Asmundis,^{67a} M. De Beurs,¹¹⁶ S. De Castro,^{21b,21a} N. De Groot,¹¹⁵ P. de Jong,¹¹⁶ H. De la Torre,¹⁰⁴ A. De Maria,^{13c} D. De Pedis,^{70a} A. De Salvo,^{70a} U. De Sanctis,^{71a,71b} M. De Santis,^{71a,71b} A. De Santo,¹⁵² J. B. De Vivie De Regie,⁵⁶ D. V. Dedovich,⁷⁷ J. Degen,¹¹⁶ A. M. Deiana,⁴⁰ J. Del Peso,⁹⁶ Y. Delabat Diaz,⁴⁴ F. Deliot,¹⁴⁰ C. M. Delitzsch,⁶ M. Della Pietra,^{67a,67b} D. Della Volpe,⁵² A. Dell'Acqua,³⁴ L. Dell'Asta,^{66a,66b} M. Delmastro,⁴ P. A. Delsart,⁵⁶ S. Demers,¹⁷⁸ M. Demichev,⁷⁷ S. P. Denisov,¹¹⁹ L. D'Eramo,¹¹⁷ D. Derendarz,⁸² J. E. Derkaoui,^{33d} F. Derue,¹³¹ P. Dervan,⁸⁸ K. Desch,²² K. Dette,¹⁶² C. Deutsch,²² P. O. Deviveiros,³⁴ F. A. Di Bello,^{70a,70b} A. Di Ciaccio,^{71a,71b} L. Di Ciaccio,⁴ C. Di Donato,^{67a,67b} A. Di Girolamo,³⁴ G. Di Gregorio,^{69a,69b} A. Di Luca,^{73a,73b} B. Di Micco,^{72a,72b} R. Di Nardo,^{72a,72b} C. Diaconu,⁹⁹ F. A. Dias,¹¹⁶ T. Dias Do Vale,^{135a} M. A. Diaz,^{142a} F. G. Diaz Capriles,²² J. Dickinson,¹⁶ M. Didenko,¹⁶⁹ E. B. Diehl,¹⁰³ J. Dietrich,¹⁷ S. Díez Cornell,⁴⁴ C. Díez Pardos,¹⁴⁷ A. Dimitrievska,¹⁶ W. Ding,^{13b} J. Dingfelder,²² I.-M. Dinu,^{25b} S. J. Dittmeier,^{59b} F. Dittus,³⁴ F. Djama,⁹⁹ T. Djobava,^{155b} J. I. Djuvsland,¹⁵ M. A. B. Do Vale,¹⁴³ D. Dodsworth,²⁴ C. Doglioni,⁹⁴ J. Dolejsi,¹³⁸ Z. Dolezal,¹³⁸ M. Donadelli,^{78c} B. Dong,^{58c} J. Donini,³⁶ A. D'onofrio,^{13c} M. D'Onofrio,⁸⁸ J. Dopke,¹³⁹ A. Doria,^{67a} M. T. Dova,⁸⁶ A. T. Doyle,⁵⁵ E. Drechsler,¹⁴⁸ E. Dreyer,¹⁴⁸ T. Dreyer,⁵¹ A. S. Drobac,¹⁶⁵ D. Du,^{58b} T. A. du Pree,¹¹⁶ F. Dubinin,¹⁰⁸ M. Dubovsky,^{26a} A. Dubreuil,⁵² E. Duchovni,¹⁷⁵ G. Duckeck,¹¹¹ O. A. Ducu,^{34,25b} D. Duda,¹¹² A. Dudarev,³⁴ M. D'uffizi,⁹⁸ L. Duflot,⁶² M. Dührssen,³⁴ C. Dülse,¹⁷⁷ A. E. Dumitriu,^{25b} M. Dunford,^{59a} S. Dungs,⁴⁵ K. Dunne,^{43a,43b} A. Duperrin,⁹⁹ H. Duran Yildiz,^{3a} M. Düren,⁵⁴ A. Durglishvili,^{155b} B. Dutta,⁴⁴ B. L. Dwyer,¹¹⁷ G. I. Dyckes,¹³² M. Dyndal,^{81a} S. Dysch,⁹⁸ B. S. Dziedzic,⁸² B. Eckerova,^{26a} M. G. Eggleston,⁴⁷ E. Egidio Purcino De Souza,^{78b} L. F. Ehrke,⁵² T. Eifert,⁷ G. Eigen,¹⁵ K. Einsweiler,¹⁶ T. Ekelof,¹⁶⁷ Y. El Ghazali,^{33b} H. El Jarrari,^{33e} A. El Moussaouy,^{33a} V. Ellajosyula,¹⁶⁷ M. Ellert,¹⁶⁷ F. Ellinghaus,¹⁷⁷ A. A. Elliot,⁹⁰ N. Ellis,³⁴ J. Elmsheuser,²⁷ M. Elsing,³⁴ D. Emelianov,¹³⁹ A. Emerman,³⁷ Y. Enari,¹⁵⁹ J. Erdmann,⁴⁵ A. Ereditato,¹⁸ P. A. Erland,⁸² M. Errenst,¹⁷⁷ M. Escalier,⁶² C. Escobar,¹⁶⁹ O. Estrada Pastor,¹⁶⁹ E. Etzion,¹⁵⁷ G. Evans,^{135a} H. Evans,⁶³ M. O. Evans,¹⁵² A. Ezhilov,¹³³ F. Fabbri,⁵⁵ L. Fabbri,^{21b,21a} V. Fabiani,¹¹⁵ G. Facini,¹⁷³ V. Fadeyev,¹⁴¹ R. M. Fakhrtudinov,¹¹⁹ S. Falciano,^{70a} P. J. Falke,²² S. Falke,³⁴ J. Faltova,¹³⁸ Y. Fan,^{13a} Y. Fang,^{13a} Y. Fang,^{13a} G. Fanourakis,⁴² M. Fanti,^{66a,66b} M. Faraj,^{58c} A. Farbin,⁷ A. Farilla,^{72a} E. M. Farina,^{68a,68b} T. Farooque,¹⁰⁴ S. M. Farrington,⁴⁸ P. Farthouat,³⁴ F. Fassi,^{33e} D. Fassouliotis,⁸ M. Fauci Giannelli,^{71a,71b} W. J. Fawcett,³⁰ L. Fayard,⁶² O. L. Fedin,^{133,p} M. Feickert,¹⁶⁸ L. Feligioni,⁹⁹ A. Fell,¹⁴⁵ C. Feng,^{58b} M. Feng,^{13b} M. J. Fenton,¹⁶⁶ A. B. Fenyuk,¹¹⁹ S. W. Ferguson,⁴¹ J. Ferrando,⁴⁴ A. Ferrari,¹⁶⁷ P. Ferrari,¹¹⁶ R. Ferrari,^{68a} D. Ferrere,⁵² C. Ferretti,¹⁰³ F. Fiedler,⁹⁷ A. Filipčič,⁸⁹ F. Filthaut,¹¹⁵ M. C. N. Fiolhais,^{135a,135c,q} L. Fiorini,¹⁶⁹ F. Fischer,¹⁴⁷ W. C. Fisher,¹⁰⁴ T. Fitschen,¹⁹ I. Fleck,¹⁴⁷ P. Fleischmann,¹⁰³ T. Flick,¹⁷⁷ B. M. Flierl,¹¹¹ L. Flores,¹³² L. R. Flores Castillo,^{60a} F. M. Follega,^{73a,73b} N. Fomin,¹⁵ J. H. Foo,¹⁶² B. C. Forland,⁶³ A. Formica,¹⁴⁰ F. A. Förster,¹² A. C. Forti,⁹⁸ E. Fortin,⁹⁹ M. G. Foti,¹³⁰ L. Fountas,⁸ D. Fournier,⁶² H. Fox,⁸⁷ P. Francavilla,^{69a,69b} S. Francescato,⁵⁷ M. Franchini,^{21b,21a} S. Franchino,^{59a} D. Francis,³⁴ L. Franco,⁴ L. Franconi,¹⁸ M. Franklin,⁵⁷ G. Frattari,^{70a,70b} A. C. Freegard,⁹⁰ P. M. Freeman,¹⁹ W. S. Freund,^{78b} E. M. Freundlich,⁴⁵ D. Froidevaux,³⁴ J. A. Frost,¹³⁰ Y. Fu,^{58a} M. Fujimoto,¹²² E. Fullana Torregrosa,¹⁶⁹ J. Fuster,¹⁶⁹ A. Gabrielli,^{21b,21a} A. Gabrielli,³⁴ P. Gadow,⁴⁴ G. Gagliardi,^{53b,53a} L. G. Gagnon,¹⁶ G. E. Gallardo,¹³⁰ E. J. Gallas,¹³⁰ B. J. Gallop,¹³⁹ R. Gamboa Goni,⁹⁰ K. K. Gan,¹²³ S. Ganguly,¹⁷⁵ J. Gao,^{58a} Y. Gao,⁴⁸ Y. S. Gao,^{29,r} F. M. Garay Walls,^{142a} C. García,¹⁶⁹ J. E. García Navarro,¹⁶⁹ J. A. García Pascual,^{13a} M. Garcia-Sciveres,¹⁶ R. W. Gardner,³⁵ D. Garg,⁷⁵ S. Gargiulo,⁵⁰ C. A. Garner,¹⁶² V. Garonne,¹²⁹ S. J. Gasiorowski,¹⁴⁴ P. Gaspar,^{78b} G. Gaudio,^{68a} P. Gauzzi,^{70a,70b} I. L. Gavrilenko,¹⁰⁸ A. Gavrilyuk,¹²⁰ C. Gay,¹⁷⁰ G. Gaycken,⁴⁴ E. N. Gazis,⁹ A. A. Geanta,^{25b} C. M. Gee,¹⁴¹ C. N. P. Gee,¹³⁹ J. Geisen,⁹⁴ M. Geisen,⁹⁷ C. Gemme,^{53b} M. H. Genest,⁵⁶ S. Gentile,^{70a,70b} S. George,⁹¹ W. F. George,¹⁹ T. Gerasis,⁴² L. O. Gerlach,⁵¹ P. Gessinger-Befurt,³⁴ M. Ghasemi Bostanabad,¹⁷¹ M. Ghneimat,¹⁴⁷ A. Ghosh,¹⁶⁶ A. Ghosh,⁷⁵ B. Giacobbe,^{21b} S. Giagu,^{70a,70b} N. Giangiacomi,¹⁶² P. Giannetti,^{69a} A. Giannini,^{67a,67b} S. M. Gibson,⁹¹ M. Gignac,¹⁴¹ D. T. Gil,^{81b} B. J. Gilbert,³⁷ D. Gillberg,³² G. Gilles,¹¹⁶ N. E. K. Gillwald,⁴⁴ D. M. Gingrich,^{2,e} M. P. Giordani,^{64a,64c} P. F. Giraud,¹⁴⁰ G. Giugliarelli,^{64a,64c} D. Giugni,^{66a}

F. Giuli,^{71a,71b} I. Gkialas,^{8,s} P. Gkoutoumis,⁹ L. K. Gladilin,¹¹⁰ C. Glasman,⁹⁶ G. R. Gledhill,¹²⁷ M. Glisic,¹²⁷ I. Gnesi,^{39b,t} M. Goblirsch-Kolb,²⁴ D. Godin,¹⁰⁷ S. Goldfarb,¹⁰² T. Golling,⁵² D. Golubkov,¹¹⁹ J. P. Gombas,¹⁰⁴ A. Gomes,^{135a,135b} R. Goncalves Gama,⁵¹ R. Gonalo,^{135a,135c} G. Gonella,¹²⁷ L. Gonella,¹⁹ A. Gongadze,⁷⁷ F. Gonnella,¹⁹ J. L. Gonski,³⁷ S. Gonz lez de la Hoz,¹⁶⁹ S. Gonzalez Fernandez,¹² R. Gonzalez Lopez,⁸⁸ C. Gonzalez Renteria,¹⁶ R. Gonzalez Suarez,¹⁶⁷ S. Gonzalez-Sevilla,⁵² G. R. Gonz lvo Rodriguez,¹⁶⁹ R. Y. Gonz lez Andana,^{142a} L. Goossens,³⁴ N. A. Gorasia,¹⁹ P. A. Gorbounov,¹²⁰ H. A. Gordon,²⁷ B. Gorini,³⁴ E. Gorini,^{65a,65b} A. Gorišek,⁸⁹ A. T. Goshaw,⁴⁷ M. I. Gostkin,⁷⁷ C. A. Gottardo,¹¹⁵ M. Gouighri,^{33b} V. Goumarre,⁴⁴ A. G. Goussiou,¹⁴⁴ N. Govender,^{31c} C. Goy,⁴ I. Grabowska-Bold,^{81a} K. Graham,³² E. Gramstad,¹²⁹ S. Grancagnolo,¹⁷ M. Grandi,¹⁵² V. Gratchev,¹³³ P. M. Gravila,^{25f} F. G. Gravili,^{65a,65b} H. M. Gray,¹⁶ C. Grefe,²² I. M. Gregor,⁴⁴ P. Grenier,¹⁴⁹ K. Grevtsov,⁴⁴ C. Grieco,¹² N. A. Grieser,¹²⁴ A. A. Grillo,¹⁴¹ K. Grimm,^{29,u} S. Grinstein,^{12,v} J.-F. Grivaz,⁶² S. Groh,⁹⁷ E. Gross,¹⁷⁵ J. Grosse-Knetter,⁵¹ C. Grud,¹⁰³ A. Grummer,¹¹⁴ J. C. Grundy,¹³⁰ L. Guan,¹⁰³ W. Guan,¹⁷⁶ C. Gubbels,¹⁷⁰ J. Guenther,³⁴ J. G. R. Guerrero Rojas,¹⁶⁹ F. Guescini,¹¹² D. Guest,¹⁷ R. Gugel,⁹⁷ A. Guida,⁴⁴ T. Guillemin,⁴ S. Guindon,³⁴ J. Guo,^{58c} L. Guo,⁶² Y. Guo,¹⁰³ R. Gupta,⁴⁴ S. Gurbuz,²² G. Gustavino,¹²⁴ M. Guth,⁵² P. Gutierrez,¹²⁴ L. F. Gutierrez Zagazeta,¹³² C. Gutsche,⁹² C. Guyot,¹⁴⁰ C. Gwenlan,¹³⁰ C. B. Gwilliam,⁸⁸ E. S. Haaland,¹²⁹ A. Haas,¹²¹ M. Habedank,¹⁷ C. Haber,¹⁶ H. K. Hadavand,⁷ A. Hadeef,⁹⁷ S. Hadzic,¹¹² M. Haleem,¹⁷² J. Haley,¹²⁵ J. J. Hall,¹⁴⁵ G. Halladjian,¹⁰⁴ G. D. Hallowell,⁹⁹ L. Halser,¹⁸ K. Hamano,¹⁷¹ H. Hamdaoui,^{33e} M. Hamer,²² G. N. Hamity,⁴⁸ K. Han,^{58a} L. Han,^{13c} L. Han,^{58a} S. Han,¹⁶ Y. F. Han,¹⁶² K. Hanagaki,^{79,w} M. Hance,¹⁴¹ M. D. Hank,³⁵ R. Hankache,⁹⁸ E. Hansen,⁹⁴ J. B. Hansen,³⁸ J. D. Hansen,³⁸ M. C. Hansen,²² P. H. Hansen,³⁸ K. Hara,¹⁶⁴ T. Harenberg,¹⁷⁷ S. Harkusha,¹⁰⁵ Y. T. Harris,¹³⁰ P. F. Harrison,¹⁷³ N. M. Hartman,¹⁴⁹ N. M. Hartmann,¹¹¹ Y. Hasegawa,¹⁴⁶ A. Hasib,⁴⁸ S. Hassani,¹⁴⁰ S. Haug,¹⁸ R. Hauser,¹⁰⁴ M. Havranek,¹³⁷ C. M. Hawkes,¹⁹ R. J. Hawkings,³⁴ S. Hayashida,¹¹³ D. Hayden,¹⁰⁴ C. Hayes,¹⁰³ R. L. Hayes,¹⁷⁰ C. P. Hays,¹³⁰ J. M. Hays,⁹⁰ H. S. Hayward,⁸⁸ S. J. Haywood,¹³⁹ F. He,^{58a} Y. He,¹⁶⁰ Y. He,¹³¹ M. P. Heath,⁴⁸ V. Hedberg,⁹⁴ A. L. Heggelund,¹²⁹ N. D. Hehir,⁹⁰ C. Heidegger,⁵⁰ K. K. Heidegger,⁵⁰ W. D. Heidorn,⁷⁶ J. Heilman,³² S. Heim,⁴⁴ T. Heim,¹⁶ B. Heinemann,^{44,x} J. G. Heinlein,¹³² J. J. Heinrich,¹²⁷ L. Heinrich,³⁴ J. Hejbal,¹³⁶ L. Helary,⁴⁴ A. Held,¹²¹ S. Hellesund,¹²⁹ C. M. Helling,¹⁴¹ S. Hellman,^{43a,43b} C. Helsens,³⁴ R. C. W. Henderson,⁸⁷ L. Henkelmann,³⁰ A. M. Henriques Correia,³⁴ H. Herde,¹⁴⁹ Y. Hern andez Jim nez,¹⁵¹ H. Herr,⁹⁷ M. G. Herrmann,¹¹¹ T. Herrmann,⁴⁶ G. Herten,⁵⁰ R. Hertenberger,¹¹¹ L. Hervas,³⁴ N. P. Hessey,^{163a} H. Hibi,⁸⁰ S. Higashino,⁷⁹ E. Hig n-Rodr guez,¹⁶⁹ K. K. Hill,²⁷ K. H. Hiller,⁴⁴ S. J. Hillier,¹⁹ M. Hils,⁴⁶ I. Hinchliffe,¹⁶ F. Hinterkeuser,²² M. Hirose,¹²⁸ S. Hirose,¹⁶⁴ D. Hirschbuehl,¹⁷⁷ B. Hiti,⁸⁹ O. Hladik,¹³⁶ J. Hobbs,¹⁵¹ R. Hobincu,^{25e} N. Hod,¹⁷⁵ M. C. Hodgkinson,¹⁴⁵ B. H. Hodgkinson,³⁰ A. Hoecker,³⁴ J. Hofer,⁴⁴ D. Hohn,⁵⁰ T. Holm,²² T. R. Holmes,³⁵ M. Holzbock,¹¹² L. B. A. H. Hommels,³⁰ B. P. Honan,⁹⁸ J. Hong,^{58c} T. M. Hong,¹³⁴ J. C. Honig,⁵⁰ A. H nle,¹¹² B. H. Hooberman,¹⁶⁸ W. H. Hopkins,⁵ Y. Horii,¹¹³ L. A. Horyn,³⁵ S. Hou,¹⁵⁴ J. Howarth,⁵⁵ J. Hoya,⁸⁶ M. Hrabovsky,¹²⁶ A. Hrynevich,¹⁰⁶ T. Hryn'ova,⁴ P. J. Hsu,⁶¹ S.-C. Hsu,¹⁴⁴ Q. Hu,³⁷ S. Hu,^{58c} Y. F. Hu,^{13a,13d,y} D. P. Huang,⁹² X. Huang,^{13c} Y. Huang,^{58a} Y. Huang,^{13a} Z. Hubacek,¹³⁷ F. Hubaut,⁹⁹ M. Huebner,²² F. Huegging,²² T. B. Huffman,¹³⁰ M. Huhtinen,³⁴ R. Hulsken,⁵⁶ N. Huseynov,^{77,z} J. Huston,¹⁰⁴ J. Huth,⁵⁷ R. Hyneman,¹⁴⁹ S. Hyrych,^{26a} G. Iacobucci,⁵² G. Iakovidis,²⁷ I. Ibragimov,¹⁴⁷ L. Iconomidou-Fayard,⁶² P. Iengo,³⁴ R. Iguchi,¹⁵⁹ T. Iizawa,⁵² Y. Ikegami,⁷⁹ A. Ilg,¹⁸ N. Ilic,¹⁶² H. Imam,^{33a} T. Ingebreten Carlson,^{43a,43b} G. Introzzi,^{68a,68b} M. Iodice,^{72a} V. Ippolito,^{70a,70b} M. Ishino,¹⁵⁹ W. Islam,¹²⁵ C. Issever,^{17,44} S. Istin,^{11c,aa} J. M. Iturbe Ponce,^{60a} R. Iuppa,^{73a,73b} A. Ivina,¹⁷⁵ J. M. Izen,⁴¹ V. Izzo,^{67a} P. Jacka,¹³⁶ P. Jackson,¹ R. M. Jacobs,⁴⁴ B. P. Jaeger,¹⁴⁸ C. S. Jagfeld,¹¹¹ G. J kel,¹⁷⁷ K. Jakobs,⁵⁰ T. Jakoubek,¹⁷⁵ J. Jamieson,⁵⁵ K. W. Janas,^{81a} G. Jarlskog,⁹⁴ A. E. Jaspan,⁸⁸ N. Javadov,^{77,z} T. Jav rek,³⁴ M. Javurkova,¹⁰⁰ F. Jeanneau,¹⁴⁰ L. Jeanty,¹²⁷ J. Jejelava,^{155a,b} P. Jenni,^{50,cc} S. J z quel,⁴ J. Jia,¹⁵¹ Z. Jia,^{13c} Y. Jiang,^{58a} S. Jiggins,⁵⁰ J. Jimenez Pena,¹¹² S. Jin,^{13c} A. Jinari,^{25b} O. Jinnouchi,¹⁶⁰ H. Jivan,^{31f} P. Johansson,¹⁴⁵ K. A. Johns,⁶ C. A. Johnson,⁶³ D. M. Jones,³⁰ E. Jones,¹⁷³ R. W. L. Jones,⁸⁷ T. J. Jones,⁸⁸ J. Jovicevic,⁵¹ X. Ju,¹⁶ J. J. Junggeburth,³⁴ A. Juste Rozas,^{12,v} S. Kabana,^{142c} A. Kaczmarzka,⁸² M. Kado,^{70a,70b} H. Kagan,¹²³ M. Kagan,¹⁴⁹ A. Kahn,³⁷ C. Kahra,⁹⁷ T. Kaji,¹⁷⁴ E. Kajomovitz,¹⁵⁶ C. W. Kalderon,²⁷ A. Kamenshchikov,¹¹⁹ M. Kaneda,¹⁵⁹ N. J. Kang,¹⁴¹ S. Kang,⁷⁶ Y. Kano,¹¹³ J. Kanzaki,⁷⁹ D. Kar,^{31f} K. Karava,¹³⁰ M. J. Kareem,^{163b} I. Karkanas,¹⁵⁸ S. N. Karpov,⁷⁷ Z. M. Karpova,⁷⁷ V. Kartvelishvili,⁸⁷ A. N. Karyukhin,¹¹⁹ E. Kasimi,¹⁵⁸ C. Kato,^{58d} J. Katzy,⁴⁴ K. Kawade,¹⁴⁶ K. Kawagoe,⁸⁵ T. Kawaguchi,¹¹³ T. Kawamoto,¹⁴⁰ G. Kawamura,⁵¹ E. F. Kay,¹⁷¹ F. I. Kaya,¹⁶⁵ S. Kazakov,¹² V. F. Kazanin,^{118b,118a} Y. Ke,¹⁵¹ J. M. Keaveney,^{31a} R. Keeler,¹⁷¹ J. S. Keller,³² D. Kelsey,¹⁵² J. J. Kempster,¹⁹ J. Kendrick,¹⁹ K. E. Kennedy,³⁷ O. Kepka,¹³⁶ S. Kersten,¹⁷⁷ B. P. Ker evan,⁸⁹ S. Ketabchi Haghighat,¹⁶² M. Khandoga,¹³¹ A. Khanov,¹²⁵ A. G. Kharlamov,^{118b,118a} T. Kharlamova,^{118b,118a} E. E. Khoda,¹⁴⁴ T. J. Khoo,¹⁷ G. Khoriauli,¹⁷² E. Khramov,⁷⁷ J. Khubua,^{155b} S. Kido,⁸⁰ M. Kiehn,³⁴ A. Kilgallon,¹²⁷ E. Kim,¹⁶⁰ Y. K. Kim,³⁵ N. Kimura,⁹² A. Kirchhoff,⁵¹ D. Kirchmeier,⁴⁶ C. Kirfel,²²

J. Kirk,¹³⁹ A. E. Kiryunin,¹¹² T. Kishimoto,¹⁵⁹ D. P. Kisliuk,¹⁶² V. Kitai,⁴⁴ C. Kitsaki,⁹ O. Kivernyk,²²
T. Klapdor-Kleingrothaus,⁵⁰ M. Klassen,^{59a} C. Klein,³² L. Klein,¹⁷² M. H. Klein,¹⁰³ M. Klein,⁸⁸ U. Klein,⁸⁸ P. Klimek,³⁴
A. Klimentov,²⁷ F. Klimpel,³⁴ T. Klingl,²² T. Klioutchnikova,³⁴ F. F. Klitzner,¹¹¹ P. Kluit,¹¹⁶ S. Kluth,¹¹² E. Kneringer,⁷⁴
T. M. Knight,¹⁶² A. Knue,⁵⁰ D. Kobayashi,⁸⁵ M. Kobel,⁴⁶ M. Kocian,¹⁴⁹ T. Kodama,¹⁵⁹ P. Kodys,¹³⁸ D. M. Koeck,¹⁵²
P. T. Koenig,²² T. Koffas,³² N. M. Köhler,³⁴ M. Kolb,¹⁴⁰ I. Koletsou,⁴ T. Komarek,¹²⁶ K. Köneke,⁵⁰ A. X. Y. Kong,¹
T. Kono,¹²² V. Konstantinides,⁹² N. Konstantinidis,⁹² B. Konya,⁹⁴ R. Kopeliansky,⁶³ S. Koperny,^{81a} K. Korcyl,⁸²
K. Kordas,¹⁵⁸ G. Koren,¹⁵⁷ A. Korn,⁹² S. Korn,⁵¹ I. Korolkov,¹² E. V. Korolkova,¹⁴⁵ N. Korotkova,¹¹⁰ B. Kortman,¹¹⁶
O. Kortner,¹¹² S. Kortner,¹¹² W. H. Kostecka,¹¹⁷ V. V. Kostyukhin,^{145,161} A. Kotskechagia,⁶² A. Kotwal,⁴⁷ A. Koulouris,³⁴
A. Kourkumeli-Charalampidi,^{68a,68b} C. Kourkumelis,⁸ E. Kourlitis,⁵ O. Kovanda,¹⁵² R. Kowalewski,¹⁷¹ W. Kozanecki,¹⁴⁰
A. S. Kozhin,¹¹⁹ V. A. Kramarenko,¹¹⁰ G. Kramberger,⁸⁹ D. Krasnopevtsev,^{58a} M. W. Krasny,¹³¹ A. Krasznahorkay,³⁴
J. A. Kremer,⁹⁷ J. Kretschmar,⁸⁸ K. Kreul,¹⁷ P. Krieger,¹⁶² F. Krieter,¹¹¹ S. Krishnamurthy,¹⁰⁰ A. Krishnan,^{59b} M. Krivos,¹³⁸
K. Krizka,¹⁶ K. Kroeninger,⁴⁵ H. Kroha,¹¹² J. Kroll,¹³⁶ J. Kroll,¹³² K. S. Krowpman,¹⁰⁴ U. Kruchonak,⁷⁷ H. Krüger,²²
N. Krumnack,⁷⁶ M. C. Kruse,⁴⁷ J. A. Krzysiak,⁸² A. Kubota,¹⁶⁰ O. Kuchinskaia,¹⁶¹ S. Kuday,^{3b} D. Kuechler,⁴⁴
J. T. Kuechler,⁴⁴ S. Kuehn,³⁴ T. Kuhl,⁴⁴ V. Kukhtin,⁷⁷ Y. Kulchitsky,^{105,dd} S. Kuleshov,^{142b} M. Kumar,^{31f} N. Kumari,⁹⁹
M. Kuna,⁵⁶ A. Kupco,¹³⁶ T. Kupfer,⁴⁵ O. Kuprash,⁵⁰ H. Kurashige,⁸⁰ L. L. Kurchaninov,^{163a} Y. A. Kurochkin,¹⁰⁵
A. Kurova,¹⁰⁹ M. G. Kurth,^{13a,13d} E. S. Kuwertz,³⁴ M. Kuze,¹⁶⁰ A. K. Kvam,¹⁴⁴ J. Kvita,¹²⁶ T. Kwan,¹⁰¹ K. W. Kwok,^{60a}
C. Lacasta,¹⁶⁹ F. Lacava,^{70a,70b} H. Lackner,¹⁷ D. Lacour,¹³¹ N. N. Lad,⁹² E. Ladygin,⁷⁷ R. Lafaye,⁴ B. Laforge,¹³¹
T. Lagouri,^{142c} S. Lai,⁵¹ I. K. Lakomic,^{81a} N. Lalloue,⁵⁶ J. E. Lambert,¹²⁴ S. Lammers,⁶³ W. Lampl,⁶ C. Lampoudis,¹⁵⁸
E. Lançon,²⁷ U. Landgraf,⁵⁰ M. P. J. Landon,⁹⁰ V. S. Lang,⁵⁰ J. C. Lange,⁵¹ R. J. Langenberg,¹⁰⁰ A. J. Lankford,¹⁶⁶
F. Lanni,²⁷ K. Lantzsch,²² A. Lanza,^{68a} A. Lapertosa,^{53b,53a} J. F. Laporte,¹⁴⁰ T. Lari,^{66a} F. Lasagni Manghi,^{21b} M. Lassnig,³⁴
V. Latonova,¹³⁶ T. S. Lau,^{60a} A. Laudrain,⁹⁷ A. Laurier,³² M. Lavorgna,^{67a,67b} S. D. Lawlor,⁹¹ Z. Lawrence,⁹⁸
M. Lazzaroni,^{66a,66b} B. Le,⁹⁸ B. Leban,⁸⁹ A. Lebedev,⁷⁶ M. LeBlanc,³⁴ T. LeCompte,⁵ F. Ledroit-Guillon,⁵⁶ A. C. A. Lee,⁹²
G. R. Lee,¹⁵ L. Lee,⁵⁷ S. C. Lee,¹⁵⁴ S. Lee,⁷⁶ L. L. Leeuw,^{31c} B. Lefebvre,^{163a} H. P. Lefebvre,⁹¹ M. Lefebvre,¹⁷¹ C. Leggett,¹⁶
K. Lehmann,¹⁴⁸ N. Lehmann,¹⁸ G. Lehmann Miotto,³⁴ W. A. Leight,⁴⁴ A. Leisos,^{158,ee} M. A. L. Leite,^{78c} C. E. Leitegeb,⁴⁴
R. Leitner,¹³⁸ K. J. C. Leney,⁴⁰ T. Lenz,²² S. Leone,^{69a} C. Leonidopoulos,⁴⁸ A. Leopold,¹³¹ C. Leroy,¹⁰⁷ R. Les,¹⁰⁴
C. G. Lester,³⁰ M. Levchenko,¹³³ J. Levêque,⁴ D. Levin,¹⁰³ L. J. Levinson,¹⁷⁵ D. J. Lewis,¹⁹ B. Li,^{13b} B. Li,^{58b} C. Li,^{58a}
C-Q. Li,^{58c,58d} H. Li,^{58a} H. Li,^{58b} H. Li,^{58b} J. Li,^{58c} K. Li,¹⁴⁴ L. Li,^{58c} M. Li,^{13a,13d} Q. Y. Li,^{58a} S. Li,^{58d,58c,ff} T. Li,^{58b} X. Li,⁴⁴
Y. Li,⁴⁴ Z. Li,^{58b} Z. Li,¹³⁰ Z. Li,¹⁰¹ Z. Li,⁸⁸ Z. Liang,^{13a} M. Liberatore,⁴⁴ B. Liberti,^{71a} K. Lie,^{60c} K. Lin,¹⁰⁴ R. A. Linck,⁶³
R. E. Lindley,⁶ J. H. Lindon,² A. Linss,⁴⁴ E. Lipeles,¹³² A. Lipniacka,¹⁵ T. M. Liss,^{168,gg} A. Lister,¹⁷⁰ J. D. Little,⁷ B. Liu,^{13a}
B. X. Liu,¹⁴⁸ J. B. Liu,^{58a} J. K. K. Liu,³⁵ K. Liu,^{58d,58c} M. Liu,^{58a} M. Y. Liu,^{58a} P. Liu,^{13a} X. Liu,^{58a} Y. Liu,⁴⁴ Y. Liu,^{13c,13d}
Y. L. Liu,¹⁰³ Y. W. Liu,^{58a} M. Livan,^{68a,68b} A. Lleres,⁵⁶ J. Llorente Merino,¹⁴⁸ S. L. Lloyd,⁹⁰ E. M. Lobodzinska,⁴⁴ P. Loch,⁶
S. Loffredo,^{71a,71b} T. Lohse,¹⁷ K. Lohwasser,¹⁴⁵ M. Lokajicek,¹³⁶ J. D. Long,¹⁶⁸ I. Longarini,^{70a,70b} L. Longo,³⁴ R. Longo,¹⁶⁸
I. Lopez Paz,¹² A. Lopez Solis,⁴⁴ J. Lorenz,¹¹¹ N. Lorenzo Martinez,⁴ A. M. Lory,¹¹¹ A. Lösle,⁵⁰ X. Lou,^{43a,43b} X. Lou,^{13a}
A. Lounis,⁶² J. Love,⁵ P. A. Love,⁸⁷ J. J. Lozano Bahilo,¹⁶⁹ G. Lu,^{13a} M. Lu,^{58a} S. Lu,¹³² Y. J. Lu,⁶¹ H. J. Lubatti,¹⁴⁴
C. Luci,^{70a,70b} F. L. Lucio Alves,^{13c} A. Lucotte,⁵⁶ F. Luehring,⁶³ I. Luise,¹⁵¹ L. Luminari,^{70a} O. Lundberg,¹⁵⁰
B. Lund-Jensen,¹⁵⁰ N. A. Luongo,¹²⁷ M. S. Lutz,¹⁵⁷ D. Lynn,²⁷ H. Lyons,⁸⁸ R. Lysak,¹³⁶ E. Lytken,⁹⁴ F. Lyu,^{13a}
V. Lyubushkin,⁷⁷ T. Lyubushkina,⁷⁷ H. Ma,²⁷ L. L. Ma,^{58b} Y. Ma,⁹² D. M. Mac Donell,¹⁷¹ G. Maccarrone,⁴⁹
C. M. Macdonald,¹⁴⁵ J. C. MacDonald,¹⁴⁵ R. Madar,³⁶ W. F. Mader,⁴⁶ M. Madugoda Ralalage Don,¹²⁵ N. Madysa,⁴⁶
J. Maeda,⁸⁰ T. Maeno,²⁷ M. Maerker,⁴⁶ V. Magerl,⁵⁰ J. Magro,^{64a,64c} D. J. Mahon,³⁷ C. Maidantchik,^{78b} A. Maio,^{135a,135b,135d}
K. Maj,^{81a} O. Majersky,^{26a} S. Majewski,¹²⁷ N. Makovec,⁶² B. Malaescu,¹³¹ Pa. Malecki,⁸² V. P. Maleev,¹³³ F. Malek,⁵⁶
D. Malito,^{39b,39a} U. Mallik,⁷⁵ C. Malone,³⁰ S. Maltezos,⁹ S. Malyukov,⁷⁷ J. Mamuzic,¹⁶⁹ G. Mancini,⁴⁹ J. P. Mandalia,⁹⁰
I. Mandić,⁸⁹ L. Manhaes de Andrade Filho,^{78a} I. M. Maniatis,¹⁵⁸ M. Manisha,¹⁴⁰ J. Manjarres Ramos,⁴⁶ K. H. Mankinen,⁹⁴
A. Mann,¹¹¹ A. Manousos,⁷⁴ B. Mansoulie,¹⁴⁰ I. Manthos,¹⁵⁸ S. Manzoni,¹¹⁶ A. Marantis,^{158,ee} G. Marchiori,¹³¹
M. Marcisovsky,¹³⁶ L. Marcoccia,^{71a,71b} C. Marcon,⁹⁴ M. Marjanovic,¹²⁴ Z. Marshall,¹⁶ S. Marti-Garcia,¹⁶⁹ T. A. Martin,¹⁷³
V. J. Martin,⁴⁸ B. Martin dit Latour,¹⁵ L. Martinelli,^{70a,70b} M. Martinez,^{12,v} P. Martinez Agullo,¹⁶⁹
V. I. Martinez Outschoorn,¹⁰⁰ S. Martin-Haugh,¹³⁹ V. S. Martoiu,^{25b} A. C. Martyniuk,⁹² A. Marzin,³⁴ S. R. Maschek,¹¹²
L. Masetti,⁹⁷ T. Mashimo,¹⁵⁹ J. Masik,⁹⁸ A. L. Maslennikov,^{118b,118a} L. Massa,^{21b} P. Massarotti,^{67a,67b} P. Mastrandrea,^{69a,69b}
A. Mastroberardino,^{39b,39a} T. Masubuchi,¹⁵⁹ D. Matakias,²⁷ T. Mathisen,¹⁶⁷ A. Matic,¹¹¹ N. Matsuzawa,¹⁵⁹ J. Maurer,^{25b}
B. Maček,⁸⁹ D. A. Maximov,^{118b,118a} R. Mazini,¹⁵⁴ I. Maznas,¹⁵⁸ S. M. Mazza,¹⁴¹ C. Mc Ginn,²⁷ J. P. Mc Gowan,¹⁰¹

S. P. Mc Kee,¹⁰³ T. G. McCarthy,¹¹² W. P. McCormack,¹⁶ E. F. McDonald,¹⁰² A. E. McDougall,¹¹⁶ J. A. Mcfayden,¹⁵² G. Mchedlidze,^{155b} M. A. McKay,⁴⁰ K. D. McLean,¹⁷¹ S. J. McMahon,¹³⁹ P. C. McNamara,¹⁰² R. A. McPherson,^{171,n} J. E. Mdhluli,^{31f} Z. A. Meadows,¹⁰⁰ S. Meehan,³⁴ T. Megy,³⁶ S. Mehlhase,¹¹¹ A. Mehta,⁸⁸ B. Meirose,⁴¹ D. Melini,¹⁵⁶ B. R. Mellado Garcia,^{31f} A. H. Melo,⁵¹ F. Meloni,⁴⁴ A. Melzer,²² E. D. Mendes Gouveia,^{135a} A. M. Mendes Jacques Da Costa,¹⁹ H. Y. Meng,¹⁶² L. Meng,³⁴ S. Menke,¹¹² M. Mentink,³⁴ E. Meoni,^{39b,39a} C. Merlassino,¹³⁰ P. Mermod,^{52,a} L. Merola,^{67a,67b} C. Meroni,^{66a} G. Merz,¹⁰³ O. Meshkov,^{110,108} J. K. R. Meshreki,¹⁴⁷ J. Metcalfe,⁵ A. S. Mete,⁵ C. Meyer,⁶³ J.-P. Meyer,¹⁴⁰ M. Michetti,¹⁷ R. P. Middleton,¹³⁹ L. Mijović,⁴⁸ G. Mikenberg,¹⁷⁵ M. Mikestikova,¹³⁶ M. Mikuž,⁸⁹ H. Mildner,¹⁴⁵ A. Milic,¹⁶² C. D. Milke,⁴⁰ D. W. Miller,³⁵ L. S. Miller,³² A. Milov,¹⁷⁵ D. A. Milstead,^{43a,43b} T. Min,^{13c} A. A. Minaenko,¹¹⁹ I. A. Minashvili,^{155b} L. Mince,⁵⁵ A. I. Mincer,¹²¹ B. Mindur,^{81a} M. Mineev,⁷⁷ Y. Minegishi,¹⁵⁹ Y. Mino,⁸³ L. M. Mir,¹² M. Miralles Lopez,¹⁶⁹ M. Mironova,¹³⁰ T. Mitani,¹⁷⁴ V. A. Mitsou,¹⁶⁹ M. Mittal,^{58c} O. Miu,¹⁶² P. S. Miyagawa,⁹⁰ Y. Miyazaki,⁸⁵ A. Mizukami,⁷⁹ J. U. Mjörnmark,⁹⁴ T. Mkrtchyan,^{59a} M. Mlynarikova,¹¹⁷ T. Moa,^{43a,43b} S. Mobius,⁵¹ K. Mochizuki,¹⁰⁷ P. Moder,⁴⁴ P. Mogg,¹¹¹ A. F. Mohammed,^{13a} S. Mohapatra,³⁷ G. Mokgatitswane,^{31f} B. Mondal,¹⁴⁷ S. Mondal,¹³⁷ K. Mönig,⁴⁴ E. Monnier,⁹⁹ A. Montalbano,¹⁴⁸ J. Montejo Berlingen,³⁴ M. Montella,¹²³ F. Monticelli,⁸⁶ N. Morange,⁶² A. L. Moreira De Carvalho,^{135a} M. Moreno Llacer,¹⁶⁹ C. Moreno Martinez,¹² P. Morettini,^{53b} M. Morgenstern,¹⁵⁶ S. Morgenstern,¹⁷³ D. Mori,¹⁴⁸ M. Morii,⁵⁷ M. Morinaga,¹⁵⁹ V. Morisbak,¹²⁹ A. K. Morley,³⁴ A. P. Morris,⁹² L. Morvaj,³⁴ P. Moschovakos,³⁴ B. Moser,¹¹⁶ M. Mosidze,^{155b} T. Moskalets,⁵⁰ P. Moskvitina,¹¹⁵ J. Moss,^{29,hh} E. J. W. Moyse,¹⁰⁰ S. Muanza,⁹⁹ J. Mueller,¹³⁴ R. Mueller,¹⁸ D. Muenstermann,⁸⁷ G. A. Mullier,⁹⁴ J. J. Mullin,¹³² D. P. Mungo,^{66a,66b} J. L. Munoz Martinez,¹² F. J. Munoz Sanchez,⁹⁸ M. Murin,⁹⁸ P. Murin,^{26b} W. J. Murray,^{173,139} A. Murrone,^{66a,66b} J. M. Muse,¹²⁴ M. Muškinja,¹⁶ C. Mwewa,²⁷ A. G. Myagkov,^{119,j} A. J. Myers,⁷ A. A. Myers,¹³⁴ G. Myers,⁶³ M. Myska,¹³⁷ B. P. Nachman,¹⁶ O. Nackenhorst,⁴⁵ A. Nag Nag,⁴⁶ K. Nagai,¹³⁰ K. Nagano,⁷⁹ J. L. Nagle,²⁷ E. Nagy,⁹⁹ A. M. Nairz,³⁴ Y. Nakahama,¹¹³ K. Nakamura,⁷⁹ H. Nanjo,¹²⁸ F. Napolitano,^{59a} R. Narayan,⁴⁰ I. Naryshkin,¹³³ M. Naseri,³² C. Nass,²² T. Naumann,⁴⁴ G. Navarro,^{20a} J. Navarro-Gonzalez,¹⁶⁹ R. Nayak,¹⁵⁷ P. Y. Nechaeva,¹⁰⁸ F. Nechansky,⁴⁴ T. J. Neep,¹⁹ A. Negri,^{68a,68b} M. Negrini,^{21b} C. Nellist,¹¹⁵ C. Nelson,¹⁰¹ K. Nelson,¹⁰³ S. Nemecek,¹³⁶ M. Nessi,^{34,ii} M. S. Neubauer,¹⁶⁸ F. Neuhaus,⁹⁷ J. Neundorff,⁴⁴ R. Newhouse,¹⁷⁰ P. R. Newman,¹⁹ C. W. Ng,¹³⁴ Y. S. Ng,¹⁷ Y. W. Y. Ng,¹⁶⁶ B. Ngair,^{33e} H. D. N. Nguyen,⁹⁹ R. B. Nickerson,¹³⁰ R. Nicolaidou,¹⁴⁰ D. S. Nielsen,³⁸ J. Nielsen,¹⁴¹ M. Niemeyer,⁵¹ N. Nikiforou,¹⁰ V. Nikolaenko,^{119,j} I. Nikolic-Audit,¹³¹ K. Nikolopoulos,¹⁹ P. Nilsson,²⁷ H. R. Nindhito,⁵² A. Nisati,^{70a} N. Nishu,² R. Nisius,¹¹² T. Nitta,¹⁷⁴ T. Nobe,¹⁵⁹ D. L. Noel,³⁰ Y. Noguchi,⁸³ I. Nomidis,¹³¹ M. A. Nomura,²⁷ M. B. Norfolk,¹⁴⁵ R. R. B. Norisam,⁹² J. Novak,⁸⁹ T. Novak,⁴⁴ O. Novgorodova,⁴⁶ L. Novotny,¹³⁷ R. Novotny,¹¹⁴ L. Nozka,¹²⁶ K. Ntekas,¹⁶⁶ E. Nurse,⁹² F. G. Oakham,^{32,e} J. Ocariz,¹³¹ A. Ochi,⁸⁰ I. Ochoa,^{135a} J. P. Ochoa-Ricoux,^{142a} S. Oda,⁸⁵ S. Odaka,⁷⁹ S. Oerdek,¹⁶⁷ A. Ogrodnik,^{81a} A. Oh,⁹⁸ C. C. Ohm,¹⁵⁰ H. Oide,¹⁶⁰ R. Oishi,¹⁵⁹ M. L. Ojeda,¹⁶² Y. Okazaki,⁸³ M. W. O'Keefe,⁸⁸ Y. Okumura,¹⁵⁹ A. Olariu,^{25b} L. F. Oleiro Seabra,^{135a} S. A. Olivares Pino,^{142c} D. Oliveira Damazio,²⁷ D. Oliveira Goncalves,^{78a} J. L. Oliver,¹⁶⁶ M. J. R. Olsson,¹⁶⁶ A. Olszewski,⁸² J. Olszowska,⁸² Ö. O. Öncel,²² D. C. O'Neil,¹⁴⁸ A. P. O'Neill,¹³⁰ A. Onofre,^{135a,135e} P. U. E. Onyisi,¹⁰ R. G. Oreamuno Madriz,¹¹⁷ M. J. Oreglia,³⁵ G. E. Orellana,⁸⁶ D. Orestano,^{72a,72b} N. Orlando,¹² R. S. Orr,¹⁶² V. O'Shea,⁵⁵ R. Ospanov,^{58a} G. Otero y Garzon,²⁸ H. Otono,⁸⁵ P. S. Ott,^{59a} G. J. Ottino,¹⁶ M. Ouchrif,^{33d} J. Ouellette,²⁷ F. Ould-Saada,¹²⁹ A. Ouraou,^{140,a} Q. Ouyang,^{13a} M. Owen,⁵⁵ R. E. Owen,¹³⁹ K. Y. Oyulmaz,^{11c} V. E. Ozcan,^{11c} N. Ozturk,⁷ S. Ozturk,^{11c} J. Pacalt,¹²⁶ H. A. Pacey,³⁰ K. Pachal,⁴⁷ A. Pacheco Pages,¹² C. Padilla Aranda,¹² S. Pagan Griso,¹⁶ G. Palacino,⁶³ S. Palazzo,⁴⁸ S. Palestini,³⁴ M. Palka,^{81b} P. Palni,^{81a} D. K. Panchal,¹⁰ C. E. Pandini,⁵² J. G. Panduro Vazquez,⁹¹ P. Pani,⁴⁴ G. Panizzo,^{64a,64c} L. Paolozzi,⁵² C. Papadatos,¹⁰⁷ S. Parajuli,⁴⁰ A. Paramonov,⁵ C. Paraskevopoulos,⁹ D. Paredes Hernandez,^{60b} S. R. Paredes Saenz,¹³⁰ B. Parida,¹⁷⁵ T. H. Park,¹⁶² A. J. Parker,²⁹ M. A. Parker,³⁰ F. Parodi,^{53b,53a} E. W. Parrish,¹¹⁷ J. A. Parsons,³⁷ U. Parzefall,⁵⁰ L. Pascual Dominguez,¹⁵⁷ V. R. Pascuzzi,¹⁶ F. Pasquali,¹¹⁶ E. Pasqualucci,^{70a} S. Passaggio,^{53b} F. Pastore,⁹¹ P. Pasuwan,^{43a,43b} J. R. Pater,⁹⁸ A. Pathak,¹⁷⁶ J. Patton,⁸⁸ T. Pauly,³⁴ J. Pearkes,¹⁴⁹ M. Pedersen,¹²⁹ L. Pedraza Diaz,¹¹⁵ R. Pedro,^{135a} T. Peiffer,⁵¹ S. V. Peleganchuk,^{118b,118a} O. Penc,¹³⁶ C. Peng,^{60b} H. Peng,^{58a} M. Penzin,¹⁶¹ B. S. Peralva,^{78a} M. M. Perego,⁶² A. P. Pereira Peixoto,^{135a} L. Pereira Sanchez,^{43a,43b} D. V. Perepelitsa,²⁷ E. Perez Codina,^{163a} M. Perganti,⁹ L. Perini,^{66a,66b} H. Pernegger,³⁴ S. Perrella,³⁴ A. Perrevoort,¹¹⁶ K. Peters,⁴⁴ R. F. Y. Peters,⁹⁸ B. A. Petersen,³⁴ T. C. Petersen,³⁸ E. Petit,⁹⁹ V. Petousis,¹³⁷ C. Petridou,¹⁵⁸ P. Petroff,⁶² F. Petrucci,^{72a,72b} M. Pettee,¹⁷⁸ N. E. Pettersson,³⁴ K. Petukhova,¹³⁸ A. Peyaud,¹⁴⁰ R. Pezoa,^{142d} L. Pezzotti,³⁴ G. Pezzullo,¹⁷⁸ T. Pham,¹⁰² P. W. Phillips,¹³⁹ M. W. Phipps,¹⁶⁸ G. Piacquadio,¹⁵¹ E. Pianori,¹⁶ F. Piazza,^{66a,66b} A. Picazio,¹⁰⁰ R. Piegaia,²⁸ D. Pietreanu,^{25b} J. E. Pilcher,³⁵ A. D. Pilkington,⁹⁸ M. Pinamonti,^{64a,64c} J. L. Pinfold,² C. Pitman Donaldson,⁹² D. A. Pizzi,³² L. Pizzimento,^{71a,71b} A. Pizzini,¹¹⁶ M.-A. Pleier,²⁷

V. Plesanovs,⁵⁰ V. Pleskot,¹³⁸ E. Plotnikova,⁷⁷ P. Podberezko,^{118b,118a} R. Poettgen,⁹⁴ R. Poggi,⁵² L. Poggioli,¹³¹ I. Pogrebnyak,¹⁰⁴ D. Pohl,²² I. Pokharel,⁵¹ G. Polesello,^{68a} A. Poley,^{148,163a} A. Policicchio,^{70a,70b} R. Polifka,¹³⁸ A. Polini,^{21b} C. S. Pollard,¹³⁰ Z. B. Pollock,¹²³ V. Polychronakos,²⁷ D. Ponomarenko,¹⁰⁹ L. Pontecorvo,³⁴ S. Popa,^{25a} G. A. Popeneciu,^{25d} L. Portales,⁴ D. M. Portillo Quintero,^{163a} S. Pospisil,¹³⁷ P. Postolache,^{25c} K. Potamianos,¹³⁰ I. N. Potrap,⁷⁷ C. J. Potter,³⁰ H. Potti,¹ T. Poulsen,⁴⁴ J. Poveda,¹⁶⁹ T. D. Powell,¹⁴⁵ G. Pownall,⁴⁴ M. E. Pozo Astigarraga,³⁴ A. Prades Ibanez,¹⁶⁹ P. Pralavorio,⁹⁹ M. M. Prapa,⁴² S. Prell,⁷⁶ D. Price,⁹⁸ M. Primavera,^{65a} M. A. Principe Martin,⁹⁶ M. L. Proffitt,¹⁴⁴ N. Proklova,¹⁰⁹ K. Prokofiev,^{60c} F. Prokoshin,⁷⁷ S. Protopopescu,²⁷ J. Proudfoot,⁵ M. Przybycien,^{81a} D. Pudzha,¹³³ P. Puzo,⁶² D. Pyatiizbyantseva,¹⁰⁹ J. Qian,¹⁰³ Y. Qin,⁹⁸ T. Qiu,⁹⁰ A. Quadt,⁵¹ M. Queitsch-Maitland,³⁴ G. Rabanal Bolanos,⁵⁷ F. Ragusa,^{66a,66b} G. Rahal,⁹⁵ J. A. Raine,⁵² S. Rajagopalan,²⁷ K. Ran,^{13a,13d} D. F. Rassloff,^{59a} D. M. Rauch,⁴⁴ S. Rave,⁹⁷ B. Ravina,⁵⁵ I. Ravinovitch,¹⁷⁵ M. Raymond,³⁴ A. L. Read,¹²⁹ N. P. Readioff,¹⁴⁵ D. M. Rebutti,^{68a,68b} G. Redlinger,²⁷ K. Reeves,⁴¹ D. Reikher,¹⁵⁷ A. Reiss,⁹⁷ A. Rej,¹⁴⁷ C. Rembser,³⁴ A. Renardi,⁴⁴ M. Renda,^{25b} M. B. Rendel,¹¹² A. G. Rennie,⁵⁵ S. Resconi,^{66a} E. D. Resseguie,¹⁶ S. Rettie,⁹² B. Reynolds,¹²³ E. Reynolds,¹⁹ M. Rezaei Estabragh,¹⁷⁷ O. L. Rezanova,^{118b,118a} P. Reznicek,¹³⁸ E. Ricci,^{73a,73b} R. Richter,¹¹² S. Richter,⁴⁴ E. Richter-Was,^{81b} M. Ridel,¹³¹ P. Rieck,¹¹² P. Riedler,³⁴ O. Rifki,⁴⁴ M. Rijssenbeek,¹⁵¹ A. Rimoldi,^{68a,68b} M. Rimoldi,⁴⁴ L. Rinaldi,^{21b,21a} T. T. Rinn,¹⁶⁸ M. P. Rinnagel,¹¹¹ G. Ripellino,¹⁵⁰ I. Riu,¹² P. Rivadeneira,⁴⁴ J. C. Rivera Vergara,¹⁷¹ F. Rizatdinova,¹²⁵ E. Rizvi,⁹⁰ C. Rizzi,⁵² B. A. Roberts,¹⁷³ S. H. Robertson,^{101,n} M. Robin,⁴⁴ D. Robinson,³⁰ C. M. Robles Gajardo,^{142d} M. Robles Manzano,⁹⁷ A. Robson,⁵⁵ A. Rocchi,^{71a,71b} C. Roda,^{69a,69b} S. Rodriguez Bosca,^{59a} A. Rodriguez Rodriguez,⁵⁰ A. M. Rodriguez Vera,^{163b} S. Roe,³⁴ A. R. Roepe,¹²⁴ J. Roggel,¹⁷⁷ O. Røhne,¹²⁹ R. A. Rojas,^{142d} B. Roland,⁵⁰ C. P. A. Roland,⁶³ J. Roloff,²⁷ A. Romaniouk,¹⁰⁹ M. Romano,^{21b} A. C. Romero Hernandez,¹⁶⁸ N. Rompotis,⁸⁸ M. Ronzani,¹²¹ L. Roos,¹³¹ S. Rosati,^{70a} B. J. Rosser,¹³² E. Rossi,¹⁶² E. Rossi,⁴ E. Rossi,^{67a,67b} L. P. Rossi,^{53b} L. Rossini,⁴⁴ R. Rosten,¹²³ M. Rotaru,^{25b} B. Rottler,⁵⁰ D. Rousseau,⁶² D. Rousso,³⁰ G. Rovelli,^{68a,68b} A. Roy,¹⁰ A. Rozanov,⁹⁹ Y. Rozen,¹⁵⁶ X. Ruan,^{31f} A. J. Ruby,⁸⁸ T. A. Ruggeri,¹ F. Rühr,⁵⁰ A. Ruiz-Martinez,¹⁶⁹ A. Rummler,³⁴ Z. Rurikova,⁵⁰ N. A. Rusakovich,⁷⁷ H. L. Russell,³⁴ L. Rustige,³⁶ J. P. Rutherford,⁶ E. M. Rüttinger,¹⁴⁵ M. Rybar,¹³⁸ E. B. Rye,¹²⁹ A. Ryzhov,¹¹⁹ J. A. Sabater Iglesias,⁴⁴ P. Sabatini,¹⁶⁹ L. Sabetta,^{70a,70b} H. F-W. Sadrozinski,¹⁴¹ R. Sadykov,⁷⁷ F. Safai Tehrani,^{70a} B. Safarzadeh Samani,¹⁵² M. Safdari,¹⁴⁹ P. Saha,¹¹⁷ S. Saha,¹⁰¹ M. Sahinsoy,¹¹² A. Sahu,¹⁷⁷ M. Saimpert,¹⁴⁰ M. Saito,¹⁵⁹ T. Saito,¹⁵⁹ D. Salamani,³⁴ G. Salamanna,^{72a,72b} A. Salnikov,¹⁴⁹ J. Salt,¹⁶⁹ A. Salvador Salas,¹² D. Salvatore,^{39b,39a} F. Salvatore,¹⁵² A. Salzburger,³⁴ D. Sammel,⁵⁰ D. Sampsonidis,¹⁵⁸ D. Sampsonidou,^{58d,58c} J. Sánchez,¹⁶⁹ A. Sanchez Pineda,⁴ V. Sanchez Sebastian,¹⁶⁹ H. Sandaker,¹²⁹ C. O. Sander,⁴⁴ I. G. Sanderswood,⁸⁷ J. A. Sandesara,¹⁰⁰ M. Sandhoff,¹⁷⁷ C. Sandoval,^{20b} D. P. C. Sankey,¹³⁹ M. Sannino,^{53b,53a} Y. Sano,¹¹³ A. Sansoni,⁴⁹ C. Santoni,³⁶ H. Santos,^{135a,135b} S. N. Santpur,¹⁶ A. Santra,¹⁷⁵ K. A. Saoucha,¹⁴⁵ A. Saponov,⁷⁷ J. G. Saraiva,^{135a,135d} J. Sardain,⁹⁹ O. Sasaki,⁷⁹ K. Sato,¹⁶⁴ C. Sauer,^{59b} F. Sauerburger,⁵⁰ E. Sauvan,⁴ P. Savard,^{162,e} R. Sawada,¹⁵⁹ C. Sawyer,¹³⁹ L. Sawyer,⁹³ I. Sayago Galvan,¹⁶⁹ C. Sbarra,^{21b} A. Sbrizzi,^{64a,64c} T. Scanlon,⁹² J. Schaarschmidt,¹⁴⁴ P. Schacht,¹¹² D. Schaefer,³⁵ U. Schäfer,⁹⁷ A. C. Schaffer,⁶² D. Schaile,¹¹¹ R. D. Schamberger,¹⁵¹ E. Schanet,¹¹¹ C. Scharf,¹⁷ N. Scharmberg,⁹⁸ V. A. Schegelsky,¹³³ D. Scheirich,¹³⁸ F. Schenck,¹⁷ M. Schernau,¹⁶⁶ C. Schiavi,^{53b,53a} L. K. Schildgen,²² Z. M. Schillaci,²⁴ E. J. Schioppa,^{65a,65b} M. Schioppa,^{39b,39a} B. Schlag,⁹⁷ K. E. Schleicher,⁵⁰ S. Schlenker,³⁴ K. Schmieden,⁹⁷ C. Schmitt,⁹⁷ S. Schmitt,⁴⁴ L. Schoeffel,¹⁴⁰ A. Schoening,^{59b} P. G. Scholer,⁵⁰ E. Schopf,¹³⁰ M. Schott,⁹⁷ J. Schovancova,³⁴ S. Schramm,⁵² F. Schroeder,¹⁷⁷ H-C. Schultz-Coulon,^{59a} M. Schumacher,⁵⁰ B. A. Schumm,¹⁴¹ Ph. Schune,¹⁴⁰ A. Schwartzman,¹⁴⁹ T. A. Schwarz,¹⁰³ Ph. Schwemling,¹⁴⁰ R. Schwienhorst,¹⁰⁴ A. Sciandra,¹⁴¹ G. Sciolla,²⁴ F. Scuri,^{69a} F. Scutti,¹⁰² C. D. Sebastiani,⁸⁸ K. Sedlaczek,⁴⁵ P. Seema,¹⁷ S. C. Seidel,¹¹⁴ A. Seiden,¹⁴¹ B. D. Seidlitz,²⁷ T. Seiss,³⁵ C. Seitz,⁴⁴ J. M. Seixas,^{78b} G. Sekhniadze,^{67a} S. J. Sekula,⁴⁰ L. Selem,⁴ N. Semprini-Cesari,^{21b,21a} S. Sen,⁴⁷ C. Serfon,²⁷ L. Serin,⁶² L. Serkin,^{64a,64b} M. Sessa,^{72a,72b} H. Severini,¹²⁴ S. Sevova,¹⁴⁹ F. Sforza,^{53b,53a} A. Sfyrila,⁵² E. Shabalina,⁵¹ R. Shaheen,¹⁵⁰ J. D. Shahinian,¹³² N. W. Shaikh,^{43a,43b} D. Shaked Renous,¹⁷⁵ L. Y. Shan,^{13a} M. Shapiro,¹⁶ A. Sharma,³⁴ A. S. Sharma,¹ S. Sharma,⁴⁴ P. B. Shatalov,¹²⁰ K. Shaw,¹⁵² S. M. Shaw,⁹⁸ P. Sherwood,⁹² L. Shi,⁹² C. O. Shimmin,¹⁷⁸ Y. Shimogama,¹⁷⁴ J. D. Shinner,⁹¹ I. P. J. Shipsey,¹³⁰ S. Shirabe,⁵² M. Shiyakova,⁷⁷ J. Shlomi,¹⁷⁵ M. J. Shochet,³⁵ J. Shojaii,¹⁰² D. R. Shope,¹⁵⁰ S. Shrestha,¹²³ E. M. Shrif,^{31f} M. J. Shroff,¹⁷¹ E. Shulga,¹⁷⁵ P. Sicho,¹³⁶ A. M. Sickles,¹⁶⁸ E. Sideras Haddad,^{31f} O. Sidiropoulou,³⁴ A. Sidoti,^{21b} F. Siegert,⁴⁶ Dj. Sijacki,¹⁴ J. M. Silva,¹⁹ M. V. Silva Oliveira,³⁴ S. B. Silverstein,^{43a} S. Simion,⁶² R. Simoniello,³⁴ S. Simsek,^{11b} P. Sinervo,¹⁶² V. Sinetckii,¹¹⁰ S. Singh,¹⁴⁸ S. Singh,¹⁶² S. Sinha,⁴⁴ S. Sinha,^{31f} M. Sioli,^{21b,21a} I. Siral,¹²⁷ S. Yu. Sivoklokov,¹¹⁰ J. Sjölin,^{43a,43b} A. Skaf,⁵¹ E. Skorda,⁹⁴ P. Skubic,¹²⁴ M. Slawinska,⁸² K. Sliwa,¹⁶⁵ V. Smakhtin,¹⁷⁵ B. H. Smart,¹³⁹ J. Smiesko,¹³⁸ S. Yu. Smirnov,¹⁰⁹ Y. Smirnov,¹⁰⁹ L. N. Smirnova,^{110,jj}

- O. Smirnova,⁹⁴ E. A. Smith,³⁵ H. A. Smith,¹³⁰ M. Smizanska,⁸⁷ K. Smolek,¹³⁷ A. Smykiewicz,⁸² A. A. Snesarev,¹⁰⁸
H. L. Snoek,¹¹⁶ S. Snyder,²⁷ R. Sobie,^{171,n} A. Soffer,¹⁵⁷ F. Sohns,⁵¹ C. A. Solans Sanchez,³⁴ E. Yu. Soldatov,¹⁰⁹
U. Soldevila,¹⁶⁹ A. A. Solodkov,¹¹⁹ S. Solomon,⁵⁰ A. Soloshenko,⁷⁷ O. V. Solovyanov,¹¹⁹ V. Solovyev,¹³³ P. Sommer,¹⁴⁵
H. Son,¹⁶⁵ A. Sonay,¹² W. Y. Song,^{163b} A. Sopczak,¹³⁷ A. L. Sopio,⁹² F. Sopkova,^{26b} S. Sottocornola,^{68a,68b} R. Soualah,^{64a,64c}
A. M. Soukharev,^{118b,118a} Z. Soumami,^{33e} D. South,⁴⁴ S. Spagnolo,^{65a,65b} M. Spalla,¹¹² M. Spangenberg,¹⁷³ F. Spanò,⁹¹
D. Sperlich,⁵⁰ T. M. Spieker,^{59a} G. Spigo,³⁴ M. Spina,¹⁵² D. P. Spiteri,⁵⁵ M. Spousta,¹³⁸ A. Stabile,^{66a,66b} R. Stamen,^{59a}
M. Stamenkovic,¹¹⁶ A. Stampekis,¹⁹ M. Standke,²² E. Stanecka,⁸² B. Stanislaus,³⁴ M. M. Stanitzki,⁴⁴ M. Stankaityte,¹³⁰
B. Stapf,⁴⁴ E. A. Starchenko,¹¹⁹ G. H. Stark,¹⁴¹ J. Stark,⁹⁹ D. M. Starko,^{163b} P. Staroba,¹³⁶ P. Starovoitov,^{59a} S. Stärz,¹⁰¹
R. Staszewski,⁸² G. Stavropoulos,⁴² P. Steinberg,²⁷ A. L. Steinhebel,¹²⁷ B. Stelzer,^{148,163a} H. J. Stelzer,¹³⁴
O. Stelzer-Chilton,^{163a} H. Stenzel,⁵⁴ T. J. Stevenson,¹⁵² G. A. Stewart,³⁴ M. C. Stockton,³⁴ G. Stoica,^{25b} M. Stolarski,^{135a}
S. Stonjek,¹¹² A. Straessner,⁴⁶ J. Strandberg,¹⁵⁰ S. Strandberg,^{43a,43b} M. Strauss,¹²⁴ T. Strebler,⁹⁹ P. Strizenec,^{26b}
R. Ströhmer,¹⁷² D. M. Strom,¹²⁷ L. R. Strom,⁴⁴ R. Stroynowski,⁴⁰ A. Strubig,^{43a,43b} S. A. Stucci,²⁷ B. Stugu,¹⁵ J. Stupak,¹²⁴
N. A. Styles,⁴⁴ D. Su,¹⁴⁹ S. Su,^{58a} W. Su,^{58d,144,58c} X. Su,^{58a} N. B. Suarez,¹³⁴ K. Sugizaki,¹⁵⁹ V. V. Sulin,¹⁰⁸ M. J. Sullivan,⁸⁸
D. M. S. Sultan,⁵² S. Sultansoy,^{3c} T. Sumida,⁸³ S. Sun,¹⁰³ S. Sun,¹⁷⁶ X. Sun,⁹⁸ O. Sunneborn Gudnadottir,¹⁶⁷
C. J. E. Suster,¹⁵³ M. R. Sutton,¹⁵² M. Svatos,¹³⁶ M. Swiatkowski,^{163a} T. Swirski,¹⁷² I. Sykora,^{26a} M. Sykora,¹³⁸ T. Sykora,¹³⁸
D. Ta,⁹⁷ K. Tackmann,^{44,kk} A. Taffard,¹⁶⁶ R. Tafirout,^{163a} E. Tagiev,¹¹⁹ R. H. M. Taibah,¹³¹ R. Takashima,⁸⁴ K. Takeda,⁸⁰
T. Takeshita,¹⁴⁶ E. P. Takeva,⁴⁸ Y. Takubo,⁷⁹ M. Talby,⁹⁹ A. A. Talyshev,^{118b,118a} K. C. Tam,^{60b} N. M. Tamir,¹⁵⁷ A. Tanaka,¹⁵⁹
J. Tanaka,¹⁵⁹ R. Tanaka,⁶² Z. Tao,¹⁷⁰ S. Tapia Araya,⁷⁶ S. Tapprogge,⁹⁷ A. Tarek Abouelfadl Mohamed,¹⁰⁴ S. Tarem,¹⁵⁶
K. Tariq,^{58b} G. Tarna,^{25b,ll} G. F. Tartarelli,^{66a} P. Tas,¹³⁸ M. Tasevsky,¹³⁶ E. Tassi,^{39b,39a} G. Tateno,¹⁵⁹ Y. Tayalati,^{33e}
G. N. Taylor,¹⁰² W. Taylor,^{163b} H. Teagle,⁸⁸ A. S. Tee,¹⁷⁶ R. Teixeira De Lima,¹⁴⁹ P. Teixeira-Dias,⁹¹ H. Ten Kate,³⁴
J. J. Teoh,¹¹⁶ K. Terashi,¹⁵⁹ J. Terron,⁹⁶ S. Terzo,¹² M. Testa,⁴⁹ R. J. Teuscher,^{162,n} N. Themistokleous,⁴⁸
T. Thevenaux-Pelzer,¹⁷ O. Thielmann,¹⁷⁷ D. W. Thomas,⁹¹ J. P. Thomas,¹⁹ E. A. Thompson,⁴⁴ P. D. Thompson,¹⁹
E. Thomson,¹³² E. J. Thorpe,⁹⁰ Y. Tian,⁵¹ V. O. Tikhomirov,^{108,mm} Yu. A. Tikhonov,^{118b,118a} S. Timoshenko,¹⁰⁹ P. Tipton,¹⁷⁸
S. Tisserant,⁹⁹ S. H. Tlou,^{31f} A. Tnourji,³⁶ K. Todome,^{21b,21a} S. Todorova-Nova,¹³⁸ S. Todt,⁴⁶ M. Togawa,⁷⁹ J. Tojo,⁸⁵
S. Tokár,^{26a} K. Tokushuku,⁷⁹ E. Tolley,¹²³ R. Tombs,³⁰ M. Tomoto,^{79,113} L. Tompkins,¹⁴⁹ P. Tornambe,¹⁰⁰ E. Torrence,¹²⁷
H. Torres,⁴⁶ E. Torró Pastor,¹⁶⁹ M. Toscani,²⁸ C. Toscirri,³⁵ J. Toth,^{99,nn} D. R. Tovey,¹⁴⁵ A. Traet,¹⁵ C. J. Treado,¹²¹
T. Trefzger,¹⁷² A. Tricoli,²⁷ I. M. Trigger,^{163a} S. Trincaz-Duvold,¹³¹ D. A. Trischuk,¹⁷⁰ W. Trischuk,¹⁶² B. Trocmé,⁵⁶
A. Trofymov,⁶² C. Troncon,^{66a} F. Trovato,¹⁵² L. Truong,^{31c} M. Trzebinski,⁸² A. Trzupek,⁸² F. Tsai,¹⁵¹ A. Tsiamis,¹⁵⁸
P. V. Tsiarshka,^{105,dd} A. Tsirigotis,^{158,ee} V. Tsiskaridze,¹⁵¹ E. G. Tskhadadze,^{155a} M. Tsopoulou,¹⁵⁸ I. I. Tsukerman,¹²⁰
V. Tsulaia,¹⁶ S. Tsuno,⁷⁹ O. Tsur,¹⁵⁶ D. Tsybychev,¹⁵¹ Y. Tu,^{60b} A. Tudorache,^{25b} V. Tudorache,^{25b} A. N. Tuna,³⁴
S. Turchikhin,⁷⁷ I. Turk Cakir,^{3b,oo} R. J. Turner,¹⁹ R. Turra,^{66a} P. M. Tuts,³⁷ S. Tzamarias,¹⁵⁸ P. Tzanis,⁹ E. Tzovara,⁹⁷
K. Uchida,¹⁵⁹ F. Ukegawa,¹⁶⁴ G. Unal,³⁴ M. Unal,¹⁰ A. Undrus,²⁷ G. Unel,¹⁶⁶ F. C. Ungaro,¹⁰² K. Uno,¹⁵⁹ J. Urban,^{26b}
P. Urquijo,¹⁰² G. Usai,⁷ R. Ushioda,¹⁶⁰ M. Usman,¹⁰⁷ Z. Uysal,^{11d} V. Vacek,¹³⁷ B. Vachon,¹⁰¹ K. O. H. Vadla,¹²⁹
T. Vafeiadis,³⁴ C. Valderanis,¹¹¹ E. Valdes Santurio,^{43a,43b} M. Valente,^{163a} S. Valentinetti,^{21b,21a} A. Valero,¹⁶⁹ L. Valéry,⁴⁴
R. A. Vallance,¹⁹ A. Vallier,⁹⁹ J. A. Valls Ferrer,¹⁶⁹ T. R. Van Daalen,¹⁴⁴ P. Van Gemmeren,⁵ S. Van Stroud,⁹²
I. Van Vulpen,¹¹⁶ M. Vanadia,^{71a,71b} W. Vandelli,³⁴ M. Vandenbroucke,¹⁴⁰ E. R. Vandewall,¹²⁵ D. Vannicola,¹⁵⁷
L. Vannoli,^{53b,53a} R. Vari,^{70a} E. W. Varnes,⁶ C. Varni,¹⁶ T. Varol,¹⁵⁴ D. Varouchas,⁶² K. E. Varvell,¹⁵³ M. E. Vasile,^{25b}
L. Vaslin,³⁶ G. A. Vasquez,¹⁷¹ F. Vazeille,³⁶ D. Vazquez Furelos,¹² T. Vazquez Schroeder,³⁴ J. Veatch,⁵¹ V. Vecchio,⁹⁸
M. J. Veen,¹¹⁶ I. Veliscek,¹³⁰ L. M. Veloce,¹⁶² F. Veloso,^{135a,135c} S. Veneziano,^{70a} A. Ventura,^{65a,65b} A. Verbytskyi,¹¹²
M. Verducci,^{69a,69b} C. Vergis,²² M. Verissimo De Araujo,^{78b} W. Verkerke,¹¹⁶ A. T. Vermeulen,¹¹⁶ J. C. Vermeulen,¹¹⁶
C. Vernieri,¹⁴⁹ P. J. Verschuuren,⁹¹ M. L. Vesterbacka,¹²¹ M. C. Vetterli,^{148,e} A. Vgenopoulos,¹⁵⁸ N. Viaux Maira,^{142d}
T. Vickey,¹⁴⁵ O. E. Vickey Boeriu,¹⁴⁵ G. H. A. Viehhauser,¹³⁰ L. Vigani,^{59b} M. Villa,^{21b,21a} M. Villaplana Perez,¹⁶⁹
E. M. Villhauer,⁴⁸ E. Vilucchi,⁴⁹ M. G. Vinciter,³² G. S. Virdee,¹⁹ A. Vishwakarma,⁴⁸ C. Vittori,^{21b,21a} I. Vivarelli,¹⁵²
V. Vladimirov,¹⁷³ E. Voevodina,¹¹² M. Vogel,¹⁷⁷ P. Vokac,¹³⁷ J. Von Ahnen,⁴⁴ S. E. von Buddenbrock,^{31f} E. Von Toerne,²²
V. Vorobel,¹³⁸ K. Vorobev,¹⁰⁹ M. Vos,¹⁶⁹ J. H. Vosseveld,⁸⁸ M. Vozak,⁹⁸ L. Vozdecky,⁹⁰ N. Vranjes,¹⁴
M. Vranjes Milosavljevic,¹⁴ V. Vrba,^{137,a} M. Vreeswijk,¹¹⁶ N. K. Vu,⁹⁹ R. Vuillermet,³⁴ O. V. Vujanovic,⁹⁷ I. Vukotic,³⁵
S. Wada,¹⁶⁴ C. Wagner,¹⁰⁰ W. Wagner,¹⁷⁷ S. Wahdan,¹⁷⁷ H. Wahlberg,⁸⁶ R. Wakasa,¹⁶⁴ M. Wakida,¹¹³ V. M. Walbrecht,¹¹²
J. Walder,¹³⁹ R. Walker,¹¹¹ S. D. Walker,⁹¹ W. Walkowiak,¹⁴⁷ A. M. Wang,⁵⁷ A. Z. Wang,¹⁷⁶ C. Wang,^{58a} C. Wang,^{58c}
H. Wang,¹⁶ J. Wang,^{60a} P. Wang,⁴⁰ R.-J. Wang,⁹⁷ R. Wang,⁵⁷ R. Wang,¹¹⁷ S. M. Wang,¹⁵⁴ S. Wang,^{58b} T. Wang,^{58a}

W. T. Wang,^{58a} W. X. Wang,^{58a} X. Wang,^{13c} X. Wang,¹⁶⁸ Y. Wang,^{58a} Z. Wang,¹⁰³ C. Wanotayaroj,³⁴ A. Warburton,¹⁰¹ C. P. Ward,³⁰ R. J. Ward,¹⁹ N. Warrack,⁵⁵ A. T. Watson,¹⁹ M. F. Watson,¹⁹ G. Watts,¹⁴⁴ B. M. Waugh,⁹² A. F. Webb,¹⁰ C. Weber,²⁷ M. S. Weber,¹⁸ S. A. Weber,³² S. M. Weber,^{59a} C. Wei,^{58a} Y. Wei,¹³⁰ A. R. Weidberg,¹³⁰ J. Weingarten,⁴⁵ M. Weirich,⁹⁷ C. Weiser,⁵⁰ T. Wenaus,²⁷ B. Wendland,⁴⁵ T. Wengler,³⁴ S. Wenig,³⁴ N. Wermes,²² M. Wessels,^{59a} K. Whalen,¹²⁷ A. M. Wharton,⁸⁷ A. S. White,⁵⁷ A. White,⁷ M. J. White,¹ D. Whiteson,¹⁶⁶ L. Wickremasinghe,¹²⁸ W. Wiedenmann,¹⁷⁶ C. Wiel,⁴⁶ M. WIELERS,¹³⁹ N. Wieseotte,⁹⁷ C. Wiglesworth,³⁸ L. A. M. Wiik-Fuchs,⁵⁰ D. J. Wilbern,¹²⁴ H. G. Wilkens,³⁴ L. J. Wilkins,⁹¹ D. M. Williams,³⁷ H. H. Williams,¹³² S. Williams,³⁰ S. Willocq,¹⁰⁰ P. J. Windischhofer,¹³⁰ I. Wingerter-Seez,⁴ F. Winklmeier,¹²⁷ B. T. Winter,⁵⁰ M. Wittgen,¹⁴⁹ M. Wobisch,⁹³ A. Wolf,⁹⁷ R. Wölker,¹³⁰ J. Wollrath,¹⁶⁶ M. W. Wolter,⁸² H. Wolters,^{135a,135c} V. W. S. Wong,¹⁷⁰ A. F. Wongel,⁴⁴ S. D. Worm,⁴⁴ B. K. Wosiek,⁸² K. W. Woźniak,⁸² K. Wraight,⁵⁵ J. Wu,^{13a,13d} S. L. Wu,¹⁷⁶ X. Wu,⁵² Y. Wu,^{58a} Z. Wu,^{140,58a} J. Wuerzinger,¹³⁰ T. R. Wyatt,⁹⁸ B. M. Wynne,⁴⁸ S. Xella,³⁸ M. Xia,^{13b} J. Xiang,^{60c} X. Xiao,¹⁰³ M. Xie,^{58a} X. Xie,^{58a} I. Xiotidis,¹⁵² D. Xu,^{13a} H. Xu,^{58a} H. Xu,^{58a} L. Xu,^{58a} R. Xu,¹³² T. Xu,^{58a} W. Xu,¹⁰³ Y. Xu,^{13b} Z. Xu,^{58b} Z. Xu,¹⁴⁹ B. Yabsley,¹⁵³ S. Yacoub,^{31a} N. Yamaguchi,⁸⁵ Y. Yamaguchi,¹⁶⁰ M. Yamatani,¹⁵⁹ H. Yamauchi,¹⁶⁴ T. Yamazaki,¹⁶ Y. Yamazaki,⁸⁰ J. Yan,^{58c} S. Yan,¹³⁰ Z. Yan,²³ H. J. Yang,^{58c,58d} H. T. Yang,¹⁶ S. Yang,^{58a} T. Yang,^{60c} X. Yang,^{58a} X. Yang,^{13a} Y. Yang,¹⁵⁹ Z. Yang,^{103,58a} W.-M. Yao,¹⁶ Y. C. Yap,⁴⁴ H. Ye,^{13c} J. Ye,⁴⁰ S. Ye,²⁷ I. Yeletsikh,⁷⁷ M. R. Yexley,⁸⁷ P. Yin,³⁷ K. Yorita,¹⁷⁴ K. Yoshihara,⁷⁶ C. J. S. Young,⁵⁰ C. Young,¹⁴⁹ R. Yuan,^{58b,pp} X. Yue,^{59a} M. Zaazoua,^{33e} B. Zabinski,⁸² G. Zacharis,⁹ E. Zaid,⁴⁸ A. M. Zaitsev,^{119,j} T. Zakareishvili,^{155b} N. Zakharchuk,³² S. Zambito,³⁴ D. Zanzi,⁵⁰ S. V. Zeiβner,⁴⁵ C. Zeitnitz,¹⁷⁷ J. C. Zeng,¹⁶⁸ O. Zenin,¹¹⁹ T. Ženiš,^{26a} S. Zenz,⁹⁰ S. Zerradi,^{33a} D. Zerwas,⁶² M. Zgubič,¹³⁰ B. Zhang,^{13c} D. F. Zhang,^{13b} G. Zhang,^{13b} J. Zhang,^{13a} K. Zhang,^{13a} L. Zhang,^{13c} M. Zhang,¹⁶⁸ R. Zhang,¹⁷⁶ S. Zhang,¹⁰³ X. Zhang,^{58c} X. Zhang,^{58b} Z. Zhang,⁶² P. Zhao,⁴⁷ Y. Zhao,¹⁴¹ Z. Zhao,^{58a} A. Zhemchugov,⁷⁷ Z. Zheng,¹⁴⁹ D. Zhong,¹⁶⁸ B. Zhou,¹⁰³ C. Zhou,¹⁷⁶ H. Zhou,⁶ N. Zhou,^{58c} Y. Zhou,⁶ C. G. Zhu,^{58b} C. Zhu,^{13a,13d} H. L. Zhu,^{58a} H. Zhu,^{13a} J. Zhu,¹⁰³ Y. Zhu,^{58a} X. Zhuang,^{13a} K. Zhukov,¹⁰⁸ V. Zhulanov,^{118b,118a} D. Zieminska,⁶³ N. I. Zimine,⁷⁷ S. Zimmermann,^{50,a} J. Zinsser,^{59b} M. Ziolkowski,¹⁴⁷ L. Živković,¹⁴ A. Zoccoli,^{21b,21a} K. Zoch,⁵² T. G. Zorbas,¹⁴⁵ O. Zormpa,⁴² W. Zou,³⁷ and L. Zwalinski³⁴

(ATLAS Collaboration)

¹*Department of Physics, University of Adelaide, Adelaide, Australia*

²*Department of Physics, University of Alberta, Edmonton AB, Canada*

^{3a}*Department of Physics, Ankara University, Ankara, Turkey*

^{3b}*Istanbul Aydin University, Application and Research Center for Advanced Studies, Istanbul, Turkey*

^{3c}*Division of Physics, TOBB University of Economics and Technology, Ankara, Turkey*

⁴*LAPP, Univ. Savoie Mont Blanc, CNRS/IN2P3, Annecy, France*

⁵*High Energy Physics Division, Argonne National Laboratory, Argonne Illinois, USA*

⁶*Department of Physics, University of Arizona, Tucson Arizona, USA*

⁷*Department of Physics, University of Texas at Arlington, Arlington Texas, USA*

⁸*Physics Department, National and Kapodistrian University of Athens, Athens, Greece*

⁹*Physics Department, National Technical University of Athens, Zografou, Greece*

¹⁰*Department of Physics, University of Texas at Austin, Austin Texas, USA*

^{11a}*Bahcesehir University, Faculty of Engineering and Natural Sciences, Istanbul, Turkey*

^{11b}*Istanbul Bilgi University, Faculty of Engineering and Natural Sciences, Istanbul, Turkey*

^{11c}*Department of Physics, Bogazici University, Istanbul, Turkey*

^{11d}*Department of Physics Engineering, Gaziantep University, Gaziantep, Turkey*

¹²*Institut de Física d'Altes Energies (IFAE), Barcelona Institute of Science and Technology, Barcelona, Spain*

^{13a}*Institute of High Energy Physics, Chinese Academy of Sciences, Beijing, China*

^{13b}*Physics Department, Tsinghua University, Beijing, China*

^{13c}*Department of Physics, Nanjing University, Nanjing, China*

^{13d}*University of Chinese Academy of Science (UCAS), Beijing, China*

¹⁴*Institute of Physics, University of Belgrade, Belgrade, Serbia*

¹⁵*Department for Physics and Technology, University of Bergen, Bergen, Norway*

¹⁶*Physics Division, Lawrence Berkeley National Laboratory and University of California, Berkeley California, USA*

¹⁷*Institut für Physik, Humboldt Universität zu Berlin, Berlin, Germany*

- ¹⁸Albert Einstein Center for Fundamental Physics and Laboratory for High Energy Physics, University of Bern, Bern, Switzerland
- ¹⁹School of Physics and Astronomy, University of Birmingham, Birmingham, United Kingdom
- ^{20a}Facultad de Ciencias y Centro de Investigaciones, Universidad Antonio Nariño, Bogotá, Colombia
- ^{20b}Departamento de Física, Universidad Nacional de Colombia, Bogotá, Colombia
- ^{21a}Dipartimento di Fisica e Astronomia A. Righi, Università di Bologna, Bologna, Italy
- ^{21b}INFN Sezione di Bologna, Italy
- ²²Physikalisches Institut, Universität Bonn, Bonn, Germany
- ²³Department of Physics, Boston University, Boston Massachusetts, USA
- ²⁴Department of Physics, Brandeis University, Waltham Massachusetts, USA
- ^{25a}Transilvania University of Brasov, Brasov, Romania
- ^{25b}Horia Hulubei National Institute of Physics and Nuclear Engineering, Bucharest, Romania
- ^{25c}Department of Physics, Alexandru Ioan Cuza University of Iasi, Iasi, Romania
- ^{25d}National Institute for Research and Development of Isotopic and Molecular Technologies, Physics Department, Cluj-Napoca, Romania
- ^{25e}University Politehnica Bucharest, Bucharest, Romania
- ^{25f}West University in Timisoara, Timisoara, Romania
- ^{26a}Faculty of Mathematics, Physics and Informatics, Comenius University, Bratislava, Slovak Republic
- ^{26b}Department of Subnuclear Physics, Institute of Experimental Physics of the Slovak Academy of Sciences, Kosice, Slovak Republic
- ²⁷Physics Department, Brookhaven National Laboratory, Upton New York, USA
- ²⁸Departamento de Física (FCEN) and IFIBA, Universidad de Buenos Aires and CONICET, Buenos Aires, Argentina
- ²⁹California State University, California, USA
- ³⁰Cavendish Laboratory, University of Cambridge, Cambridge, United Kingdom
- ^{31a}Department of Physics, University of Cape Town, Cape Town, South Africa
- ^{31b}iThemba Labs, Western Cape, South Africa
- ^{31c}Department of Mechanical Engineering Science, University of Johannesburg, Johannesburg, South Africa
- ^{31d}National Institute of Physics, University of the Philippines Diliman (Philippines), Philippines
- ^{31e}University of South Africa, Department of Physics, Pretoria, South Africa
- ^{31f}School of Physics, University of the Witwatersrand, Johannesburg, South Africa
- ³²Department of Physics, Carleton University, Ottawa ON, Canada
- ^{33a}Faculté des Sciences Ain Chock, Réseau Universitaire de Physique des Hautes Energies—Université Hassan II, Casablanca, Morocco
- ^{33b}Faculté des Sciences, Université Ibn-Tofail, Kénitra, Morocco
- ^{33c}Faculté des Sciences Semlalia, Université Cadi Ayyad, LPHEA-Marrakech, Morocco
- ^{33d}LPMR, Faculté des Sciences, Université Mohamed Premier, Oujda, Morocco
- ^{33e}Faculté des sciences, Université Mohammed V, Rabat, Morocco
- ³⁴CERN, Geneva, Switzerland
- ³⁵Enrico Fermi Institute, University of Chicago, Chicago Illinois, USA
- ³⁶LPC, Université Clermont Auvergne, CNRS/IN2P3, Clermont-Ferrand, France
- ³⁷Nevis Laboratory, Columbia University, Irvington New York, USA
- ³⁸Niels Bohr Institute, University of Copenhagen, Copenhagen, Denmark
- ^{39a}Dipartimento di Fisica, Università della Calabria, Rende, Italy
- ^{39b}INFN Gruppo Collegato di Cosenza, Laboratori Nazionali di Frascati, Italy
- ⁴⁰Physics Department, Southern Methodist University, Dallas Texas, USA
- ⁴¹Physics Department, University of Texas at Dallas, Richardson Texas, USA
- ⁴²National Centre for Scientific Research “Demokritos”, Agia Paraskevi, Greece
- ^{43a}Department of Physics, Stockholm University, Sweden
- ^{43b}Oskar Klein Centre, Stockholm, Sweden
- ⁴⁴Deutsches Elektronen-Synchrotron DESY, Hamburg and Zeuthen, Germany
- ⁴⁵Fakultät Physik, Technische Universität Dortmund, Dortmund, Germany
- ⁴⁶Institut für Kern- und Teilchenphysik, Technische Universität Dresden, Dresden, Germany
- ⁴⁷Department of Physics, Duke University, Durham North Carolina, USA
- ⁴⁸SUPA—School of Physics and Astronomy, University of Edinburgh, Edinburgh, United Kingdom
- ⁴⁹INFN e Laboratori Nazionali di Frascati, Frascati, Italy
- ⁵⁰Physikalisches Institut, Albert-Ludwigs-Universität Freiburg, Freiburg, Germany
- ⁵¹II. Physikalisches Institut, Georg-August-Universität Göttingen, Göttingen, Germany
- ⁵²Département de Physique Nucléaire et Corpusculaire, Université de Genève, Genève, Switzerland

- ^{53a}*Dipartimento di Fisica, Università di Genova, Genova, Italy*
^{53b}*INFN Sezione di Genova, Italy*
- ⁵⁴*II. Physikalisches Institut, Justus-Liebig-Universität Giessen, Giessen, Germany*
- ⁵⁵*SUPA—School of Physics and Astronomy, University of Glasgow, Glasgow, United Kingdom*
- ⁵⁶*LPSC, Université Grenoble Alpes, CNRS/IN2P3, Grenoble INP, Grenoble, France*
- ⁵⁷*Laboratory for Particle Physics and Cosmology, Harvard University, Cambridge Massachusetts, USA*
- ^{58a}*Department of Modern Physics and State Key Laboratory of Particle Detection and Electronics, University of Science and Technology of China, Hefei, China*
- ^{58b}*Institute of Frontier and Interdisciplinary Science and Key Laboratory of Particle Physics and Particle Irradiation (MOE), Shandong University, Qingdao, China*
- ^{58c}*School of Physics and Astronomy, Shanghai Jiao Tong University, Key Laboratory for Particle Astrophysics and Cosmology (MOE), SKLPPC, Shanghai, China*
^{58d}*Tsung-Dao Lee Institute, Shanghai, China*
- ^{59a}*Kirchhoff-Institut für Physik, Ruprecht-Karls-Universität Heidelberg, Heidelberg, Germany*
- ^{59b}*Physikalisches Institut, Ruprecht-Karls-Universität Heidelberg, Heidelberg, Germany*
- ^{60a}*Department of Physics, Chinese University of Hong Kong, Shatin, N.T., Hong Kong, China*
- ^{60b}*Department of Physics, University of Hong Kong, Hong Kong, China*
- ^{60c}*Department of Physics and Institute for Advanced Study, Hong Kong University of Science and Technology, Clear Water Bay, Kowloon, Hong Kong, China*
- ⁶¹*Department of Physics, National Tsing Hua University, Hsinchu, Taiwan*
- ⁶²*IJCLab, Université Paris-Saclay, CNRS/IN2P3, 91405, Orsay, France*
- ⁶³*Department of Physics, Indiana University, Bloomington Indiana, USA*
- ^{64a}*INFN Gruppo Collegato di Udine, Sezione di Trieste, Udine, Italy*
^{64b}*ICTP, Trieste, Italy*
- ^{64c}*Dipartimento Politecnico di Ingegneria e Architettura, Università di Udine, Udine, Italy*
^{65a}*INFN Sezione di Lecce, Italy*
- ^{65b}*Dipartimento di Matematica e Fisica, Università del Salento, Lecce, Italy*
^{66a}*INFN Sezione di Milano, Italy*
- ^{66b}*Dipartimento di Fisica, Università di Milano, Milano, Italy*
^{67a}*INFN Sezione di Napoli, Italy*
- ^{67b}*Dipartimento di Fisica, Università di Napoli, Napoli, Italy*
^{68a}*INFN Sezione di Pavia, Italy*
- ^{68b}*Dipartimento di Fisica, Università di Pavia, Pavia, Italy*
^{69a}*INFN Sezione di Pisa, Italy*
- ^{69b}*Dipartimento di Fisica E.Fermi, Università di Pisa, Pisa, Italy*
^{70a}*INFN Sezione di Roma, Italy*
- ^{70b}*Dipartimento di Fisica, Sapienza Università di Roma, Roma, Italy*
^{71a}*INFN Sezione di Roma Tor Vergata, Italy*
- ^{71b}*Dipartimento di Fisica, Università di Roma Tor Vergata, Roma, Italy*
^{72a}*INFN Sezione di Roma Tre, Italy*
- ^{72b}*Dipartimento di Matematica e Fisica, Università Roma Tre, Roma, Italy*
^{73a}*INFN-TIFPA, Italy*
- ^{73b}*Università degli Studi di Trento, Trento, Italy*
- ⁷⁴*Institut für Astro- und Teilchenphysik, Leopold-Franzens-Universität, Innsbruck, Austria*
⁷⁵*University of Iowa, Iowa City Iowa, USA*
- ⁷⁶*Department of Physics and Astronomy, Iowa State University, Ames Iowa, USA*
- ⁷⁷*Joint Institute for Nuclear Research, Dubna, Russia*
- ^{78a}*Departamento de Engenharia Elétrica, Universidade Federal de Juiz de Fora (UFJF), Juiz de Fora, Brazil*
- ^{78b}*Universidade Federal do Rio De Janeiro COPPE/EE/IF, Rio de Janeiro, Brazil*
^{78c}*Instituto de Física, Universidade de São Paulo, São Paulo, Brazil*
- ⁷⁹*KEK, High Energy Accelerator Research Organization, Tsukuba, Japan*
- ⁸⁰*Graduate School of Science, Kobe University, Kobe, Japan*
- ^{81a}*AGH University of Science and Technology, Faculty of Physics and Applied Computer Science, Krakow, Poland*
- ^{81b}*Marian Smoluchowski Institute of Physics, Jagiellonian University, Krakow, Poland*
- ⁸²*Institute of Nuclear Physics Polish Academy of Sciences, Krakow, Poland*
- ⁸³*Faculty of Science, Kyoto University, Kyoto, Japan*
- ⁸⁴*Kyoto University of Education, Kyoto, Japan*

- ⁸⁵*Research Center for Advanced Particle Physics and Department of Physics, Kyushu University, Fukuoka, Japan*
- ⁸⁶*Instituto de Física La Plata, Universidad Nacional de La Plata and CONICET, La Plata, Argentina*
- ⁸⁷*Physics Department, Lancaster University, Lancaster, United Kingdom*
- ⁸⁸*Oliver Lodge Laboratory, University of Liverpool, Liverpool, United Kingdom*
- ⁸⁹*Department of Experimental Particle Physics, Jožef Stefan Institute and Department of Physics, University of Ljubljana, Ljubljana, Slovenia*
- ⁹⁰*School of Physics and Astronomy, Queen Mary University of London, London, United Kingdom*
- ⁹¹*Department of Physics, Royal Holloway University of London, Egham, United Kingdom*
- ⁹²*Department of Physics and Astronomy, University College London, London, United Kingdom*
- ⁹³*Louisiana Tech University, Ruston Louisiana, USA*
- ⁹⁴*Fysiska institutionen, Lunds universitet, Lund, Sweden*
- ⁹⁵*Centre de Calcul de l'Institut National de Physique Nucléaire et de Physique des Particules (IN2P3), Villeurbanne, France*
- ⁹⁶*Departamento de Física Teórica C-15 and CIAFF, Universidad Autónoma de Madrid, Madrid, Spain*
- ⁹⁷*Institut für Physik, Universität Mainz, Mainz, Germany*
- ⁹⁸*School of Physics and Astronomy, University of Manchester, Manchester, United Kingdom*
- ⁹⁹*CPPM, Aix-Marseille Université, CNRS/IN2P3, Marseille, France*
- ¹⁰⁰*Department of Physics, University of Massachusetts, Amherst Massachusetts, USA*
- ¹⁰¹*Department of Physics, McGill University, Montreal QC, Canada*
- ¹⁰²*School of Physics, University of Melbourne, Victoria, Australia*
- ¹⁰³*Department of Physics, University of Michigan, Ann Arbor Michigan, USA*
- ¹⁰⁴*Department of Physics and Astronomy, Michigan State University, East Lansing Michigan, USA*
- ¹⁰⁵*B.I. Stepanov Institute of Physics, National Academy of Sciences of Belarus, Minsk, Belarus*
- ¹⁰⁶*Research Institute for Nuclear Problems of Byelorussian State University, Minsk, Belarus*
- ¹⁰⁷*Group of Particle Physics, University of Montreal, Montreal QC, Canada*
- ¹⁰⁸*P.N. Lebedev Physical Institute of the Russian Academy of Sciences, Moscow, Russia*
- ¹⁰⁹*National Research Nuclear University MEPhI, Moscow, Russia*
- ¹¹⁰*D.V. Skobeltsyn Institute of Nuclear Physics, M.V. Lomonosov Moscow State University, Moscow, Russia*
- ¹¹¹*Fakultät für Physik, Ludwig-Maximilians-Universität München, München, Germany*
- ¹¹²*Max-Planck-Institut für Physik (Werner-Heisenberg-Institut), München, Germany*
- ¹¹³*Graduate School of Science and Kobayashi-Maskawa Institute, Nagoya University, Nagoya, Japan*
- ¹¹⁴*Department of Physics and Astronomy, University of New Mexico, Albuquerque New Mexico, USA*
- ¹¹⁵*Institute for Mathematics, Astrophysics and Particle Physics, Radboud University/Nikhef, Nijmegen, Netherlands*
- ¹¹⁶*Nikhef National Institute for Subatomic Physics and University of Amsterdam, Amsterdam, Netherlands*
- ¹¹⁷*Department of Physics, Northern Illinois University, DeKalb Illinois, USA*
- ^{118a}*Budker Institute of Nuclear Physics and NSU, SB RAS, Novosibirsk, Russia*
- ^{118b}*Novosibirsk State University Novosibirsk, Russia*
- ¹¹⁹*Institute for High Energy Physics of the National Research Centre Kurchatov Institute, Protvino, Russia*
- ¹²⁰*Institute for Theoretical and Experimental Physics named by A.I. Alikhanov of National Research Centre "Kurchatov Institute", Moscow, Russia*
- ¹²¹*Department of Physics, New York University, New York New York, USA*
- ¹²²*Ochanomizu University, Otsuka, Bunkyo-ku, Tokyo, Japan*
- ¹²³*Ohio State University, Columbus Ohio, USA*
- ¹²⁴*Homer L. Dodge Department of Physics and Astronomy, University of Oklahoma, Norman Oklahoma, USA*
- ¹²⁵*Department of Physics, Oklahoma State University, Stillwater Oklahoma, USA*
- ¹²⁶*Palacký University, Joint Laboratory of Optics, Olomouc, Czech Republic*
- ¹²⁷*Institute for Fundamental Science, University of Oregon, Eugene, Oregon, USA*
- ¹²⁸*Graduate School of Science, Osaka University, Osaka, Japan*
- ¹²⁹*Department of Physics, University of Oslo, Oslo, Norway*
- ¹³⁰*Department of Physics, Oxford University, Oxford, United Kingdom*
- ¹³¹*LPNHE, Sorbonne Université, Université de Paris, CNRS/IN2P3, Paris, France*
- ¹³²*Department of Physics, University of Pennsylvania, Philadelphia Pennsylvania, USA*
- ¹³³*Konstantinov Nuclear Physics Institute of National Research Centre "Kurchatov Institute", PNPI, St. Petersburg, Russia*
- ¹³⁴*Department of Physics and Astronomy, University of Pittsburgh, Pittsburgh Pennsylvania, USA*
- ^{135a}*Laboratório de Instrumentação e Física Experimental de Partículas—LIP, Lisboa, Portugal*

- ^{135b}*Departamento de Física, Faculdade de Ciências, Universidade de Lisboa, Lisboa, Portugal*
^{135c}*Departamento de Física, Universidade de Coimbra, Coimbra, Portugal*
^{135d}*Centro de Física Nuclear da Universidade de Lisboa, Lisboa, Portugal*
^{135e}*Departamento de Física, Universidade do Minho, Braga, Portugal*
^{135f}*Departamento de Física Teórica y del Cosmos, Universidad de Granada, Granada (Spain), Spain*
^{135g}*Dep Física and CEFITEC of Faculdade de Ciências e Tecnologia, Universidade Nova de Lisboa, Caparica, Portugal*
^{135h}*Instituto Superior Técnico, Universidade de Lisboa, Lisboa, Portugal*
¹³⁶*Institute of Physics of the Czech Academy of Sciences, Prague, Czech Republic*
¹³⁷*Czech Technical University in Prague, Prague, Czech Republic*
¹³⁸*Charles University, Faculty of Mathematics and Physics, Prague, Czech Republic*
¹³⁹*Particle Physics Department, Rutherford Appleton Laboratory, Didcot, United Kingdom*
¹⁴⁰*IRFU, CEA, Université Paris-Saclay, Gif-sur-Yvette, France*
¹⁴¹*Santa Cruz Institute for Particle Physics, University of California Santa Cruz, Santa Cruz California, USA*
^{142a}*Departamento de Física, Pontificia Universidad Católica de Chile, Santiago, Chile*
^{142b}*Universidad Andres Bello, Department of Physics, Santiago, Chile*
^{142c}*Instituto de Alta Investigación, Universidad de Tarapacá, Arica, Chile*
^{142d}*Departamento de Física, Universidad Técnica Federico Santa María, Valparaíso, Chile*
¹⁴³*Universidade Federal de São João del Rei (UFSJ), São João del Rei, Brazil*
¹⁴⁴*Department of Physics, University of Washington, Seattle Washington, USA*
¹⁴⁵*Department of Physics and Astronomy, University of Sheffield, Sheffield, United Kingdom*
¹⁴⁶*Department of Physics, Shinshu University, Nagano, Japan*
¹⁴⁷*Department Physik, Universität Siegen, Siegen, Germany*
¹⁴⁸*Department of Physics, Simon Fraser University, Burnaby BC, Canada*
¹⁴⁹*SLAC National Accelerator Laboratory, Stanford California, USA*
¹⁵⁰*Department of Physics, Royal Institute of Technology, Stockholm, Sweden*
¹⁵¹*Departments of Physics and Astronomy, Stony Brook University, Stony Brook New York, USA*
¹⁵²*Department of Physics and Astronomy, University of Sussex, Brighton, United Kingdom*
¹⁵³*School of Physics, University of Sydney, Sydney, Australia*
¹⁵⁴*Institute of Physics, Academia Sinica, Taipei, Taiwan*
^{155a}*E. Andronikashvili Institute of Physics, Iv. Javakhishvili Tbilisi State University, Tbilisi, Georgia*
^{155b}*High Energy Physics Institute, Tbilisi State University, Tbilisi, Georgia*
¹⁵⁶*Department of Physics, Technion, Israel Institute of Technology, Haifa, Israel*
¹⁵⁷*Raymond and Beverly Sackler School of Physics and Astronomy, Tel Aviv University, Tel Aviv, Israel*
¹⁵⁸*Department of Physics, Aristotle University of Thessaloniki, Thessaloniki, Greece*
¹⁵⁹*International Center for Elementary Particle Physics and Department of Physics, University of Tokyo, Tokyo, Japan*
¹⁶⁰*Department of Physics, Tokyo Institute of Technology, Tokyo, Japan*
¹⁶¹*Tomsk State University, Tomsk, Russia*
¹⁶²*Department of Physics, University of Toronto, Toronto ON, Canada*
^{163a}*TRIUMF, Vancouver BC, Canada*
^{163b}*Department of Physics and Astronomy, York University, Toronto ON, Canada*
¹⁶⁴*Division of Physics and Tomonaga Center for the History of the Universe, Faculty of Pure and Applied Sciences, University of Tsukuba, Tsukuba, Japan*
¹⁶⁵*Department of Physics and Astronomy, Tufts University, Medford Massachusetts, USA*
¹⁶⁶*Department of Physics and Astronomy, University of California Irvine, Irvine California, USA*
¹⁶⁷*Department of Physics and Astronomy, University of Uppsala, Uppsala, Sweden*
¹⁶⁸*Department of Physics, University of Illinois, Urbana Illinois, USA*
¹⁶⁹*Instituto de Física Corpuscular (IFIC), Centro Mixto Universidad de Valencia—CSIC, Valencia, Spain*
¹⁷⁰*Department of Physics, University of British Columbia, Vancouver BC, Canada*
¹⁷¹*Department of Physics and Astronomy, University of Victoria, Victoria BC, Canada*
¹⁷²*Fakultät für Physik und Astronomie, Julius-Maximilians-Universität Würzburg, Würzburg, Germany*
¹⁷³*Department of Physics, University of Warwick, Coventry, United Kingdom*
¹⁷⁴*Waseda University, Tokyo, Japan*
¹⁷⁵*Department of Particle Physics and Astrophysics, Weizmann Institute of Science, Rehovot, Israel*
¹⁷⁶*Department of Physics, University of Wisconsin, Madison Wisconsin, USA*
¹⁷⁷*Fakultät für Mathematik und Naturwissenschaften, Fachgruppe Physik, Bergische Universität Wuppertal, Wuppertal, Germany*
¹⁷⁸*Department of Physics, Yale University, New Haven Connecticut, USA*

^aDeceased.

^bAlso at Department of Physics, King's College London, London, United Kingdom.

^cAlso at Istanbul University, Dept. of Physics, Istanbul, Turkey.

^dAlso at Instituto de Fisica Teorica, IFT-UAM/CSIC, Madrid, Spain.

^eAlso at TRIUMF, Vancouver BC, Canada.

^fAlso at Physics Department, An-Najah National University, Nablus, Palestinian Authority.

^gAlso at Department of Physics, University of Fribourg, Fribourg, Switzerland.

^hAlso at Department of Physics and Astronomy, University of Louisville, Louisville, Kentucky, USA.

ⁱAlso at Departament de Fisica de la Universitat Autònoma de Barcelona, Barcelona, Spain.

^jAlso at Moscow Institute of Physics and Technology State University, Dolgoprudny, Russia.

^kAlso at Faculty of Physics, Sofia University, 'St. Kliment Ohridski', Sofia, Bulgaria.

^lAlso at Department of Physics, Ben Gurion University of the Negev, Beer Sheva, Israel.

^mAlso at Università di Napoli Parthenope, Napoli, Italy.

ⁿAlso at Institute of Particle Physics (IPP), Canada.

^oAlso at Bruno Kessler Foundation, Trento, Italy.

^pAlso at Department of Physics, St. Petersburg State Polytechnical University, St. Petersburg, Russia.

^qAlso at Borough of Manhattan Community College, City University of New York, New York New York, USA.

^rAlso at Department of Physics, California State University, Fresno, USA.

^sAlso at Department of Financial and Management Engineering, University of the Aegean, Chios, Greece.

^tAlso at Centro Studi e Ricerche Enrico Fermi, Italy.

^uAlso at Department of Physics, California State University, East Bay, USA.

^vAlso at Institutio Catalana de Recerca i Estudis Avancats, ICREA, Barcelona, Spain.

^wAlso at Graduate School of Science, Osaka University, Osaka, Japan.

^xAlso at Physikalisches Institut, Albert-Ludwigs-Universität Freiburg, Freiburg, Germany.

^yAlso at University of Chinese Academy of Sciences (UCAS), Beijing, China.

^zAlso at Institute of Physics, Azerbaijan Academy of Sciences, Baku, Azerbaijan.

^{aa}Also at Yeditepe University, Physics Department, Istanbul, Turkey.

^{bb}Also at Institute of Theoretical Physics, Ilia State University, Tbilisi, Georgia.

^{cc}Also at CERN, Geneva, Switzerland.

^{dd}Also at Joint Institute for Nuclear Research, Dubna, Russia.

^{ee}Also at Hellenic Open University, Patras, Greece.

^{ff}Also at Center for High Energy Physics, Peking University, China.

^{gg}Also at The City College of New York, New York New York, USA.

^{hh}Also at Department of Physics, California State University, Sacramento, USA.

ⁱⁱAlso at Département de Physique Nucléaire et Corpusculaire, Université de Genève, Genève, Switzerland.

^{jj}Also at Faculty of Physics, M.V. Lomonosov Moscow State University, Moscow, Russia.

^{kk}Also at Institut für Experimentalphysik, Universität Hamburg, Hamburg, Germany.

^{ll}Also at CPPM, Aix-Marseille Université, CNRS/IN2P3, Marseille, France.

^{mm}Also at National Research Nuclear University MEPhI, Moscow, Russia.

ⁿⁿAlso at Institute for Particle and Nuclear Physics, Wigner Research Centre for Physics, Budapest, Hungary.

^{oo}Also at Giresun University, Faculty of Engineering, Giresun, Turkey.

^{pp}Also at Department of Physics and Astronomy, Michigan State University, East Lansing Michigan, USA.