

Supercritical growth pathway to overmassive black holes at cosmic dawn: coevolution with massive quasar hosts

HAOJIE HU ^{1,2} KOHEI INAYOSHI ¹ ZOLTÁN HAIMAN ³ WENXIU LI ^{1,2} ELIOT QUATAERT ⁴ AND ROLF KUIPER ⁵

¹*Kavli Institute for Astronomy and Astrophysics, Peking University, 5 Yiheyuan Road, Haidian District, Beijing, 100871, PRC*

²*Department of Astronomy, School of Physics, Peking University, 5 Yiheyuan Road, Haidian District, Beijing, 100871, PRC*

³*Department of Astronomy, Columbia University, New York, NY 10027, USA*

⁴*Department of Astrophysical Sciences, Princeton University, Peyton Hall, Princeton, NJ 08544, USA*

⁵*Fakultät für Physik, Universität Duisburg-Essen, Lotharstraße 1, 47057 Duisburg, Germany*

ABSTRACT

Observations of the most luminous quasars at high redshifts ($z > 6$) have revealed that the largest supermassive black holes (SMBHs) at those epochs tend to be substantially overmassive relative to their host galaxies compared to the local relations, suggesting they experienced rapid early growth phases. We propose an assembly model for the SMBHs that end up in rare massive $\sim 10^{12} M_{\odot}$ host halos at $z \sim 6-7$, applying a kinetic feedback prescription for BHs accreting above the Eddington rate, provided by radiation hydrodynamic simulations for the long-term evolution of the accretion-flow structure. The large inflow rates into these halos during their assembly enable the formation of $> 10^9 M_{\odot}$ SMBHs by $z \sim 6$, even starting from stellar-mass seeds at $z \sim 30$, and even in the presence of outflows that reduce the BH feeding rate, especially at early times. This mechanism also naturally yields a high BH-to-galaxy mass ratio of > 0.01 before the SMBH mass reaches $M_{\text{BH}} > 10^9 M_{\odot}$ by $z \sim 6$. These fast-growing SMBH progenitors are bright enough to be detected by upcoming observations with the James Webb Space Telescope over a wide range of redshift ($7 < z < 15$), regardless of how they were seeded.

Keywords: Supermassive black holes (1663); Quasars (1319); High-redshift galaxies (734)

1. INTRODUCTION

Observations of active galactic nuclei (AGN) have revealed the presence of supermassive black holes (SMBHs) harbored in the centers of galaxies at a wide range of redshift, $z \sim 0-7$ (Mortlock et al. 2011; Wu et al. 2015; Bañados et al. 2018; Matsuoka et al. 2018a), offering stringent constraints on the formation of such massive monsters (Inayoshi et al. 2020; Volonteri et al. 2021). The empirical correlations between the mass of SMBHs (M_{BH}) and the host galaxy properties (e.g., bulge mass M_{bulge} and total galaxy stellar mass M_{\star}) in the local universe are expected to be an outcome of “BH-galaxy coevolution” over cosmic time (e.g., Kormendy & Ho 2013; Reines & Volonteri 2015), but the

origin of this coevolution remains an unsolved puzzle in the framework of galaxy formation.

Toward higher redshifts ($z \sim 6$), the mass ratio of M_{BH}/M_{\star} , where M_{\star} is approximated by the dynamical mass M_{dyn} measured from gas kinematics using, e.g., ALMA, appears to be significantly elevated compared to the local value (Wang et al. 2010, 2013), suggesting that the most massive SMBHs at $z \gtrsim 6$ got a head start over the growth of their host galaxies. However, those quasars represent the tip of the iceberg of the high- z BH population found in shallow surveys (e.g., SDSS) rather than the underlying populations detected in deeper surveys (e.g., Subaru HSC; Matsuoka et al. 2016; Onoue et al. 2019; Izumi et al. 2021). The mass ratio for the bulk population inferred from current observations seems consistent with the local value within errors owing to the intrinsic scatter and the strength of various systematic uncertainties (Li et al. 2022). Further improvements of the mass measurements and exploration

of less luminous quasars are required to better understand the physical origin of the BH-galaxy coevolution.

The early coevolution problem has been extensively studied by theoretical work, especially with galaxy formation simulations. However, as described in [Habouzit et al. \(2022\)](#), the redshift dependence of M_{BH}/M_* shows a great diversity depending on how stellar and AGN feedback processes are treated as subgrid physics that are unresolved in large-scale simulations. As a result, most galaxy simulations (e.g., [Zhu et al. 2020](#); [Valentini et al. 2021](#)) yield BH populations with $M_{\text{BH}}/M_* < 0.01$ at $z \sim 6$ that start to grow in mass when the host galaxies become sufficiently massive. In contrast, radiation hydrodynamical (RHD) simulations resolving nuclear scales suggest that gas supply from galactic scales promotes rapid mass accretion onto BHs ([Jiang et al. 2014](#); [Sadowski et al. 2015](#); [Inayoshi et al. 2016](#); [Toyouchi et al. 2021](#)) and the transient super-Eddington accretion mode naturally yields a mass ratio of $M_{\text{BH}}/M_* > 0.01$ higher than the local value ([Inayoshi et al. 2022a](#)). Recently, in [Hu et al. \(2022\)](#), we performed a series of long-term RHD simulations for super-Eddington accreting flows onto a BH and proposed a subgrid feedback model associated with outflows, which can be applied to large-scale cosmological simulations.

In this paper, we incorporate this feedback model for super-Eddington accreting BHs into a Monte Carlo merger tree based model for the assembly of the first massive BHs observed in high-redshift quasars. In this model, almost all nuclear BHs grow faster than their host galaxies at early times even with strong outflows, and reach the overmassive region in the BH-galaxy mass diagram.

2. METHODOLOGY

In [Hu et al. \(2022\)](#), we study the long-term evolution of the global structure of accretion flows onto a BH at rates substantially higher than the Eddington value $\dot{M}_{\text{Edd}} [\equiv L_{\text{Edd}}/(0.1c^2)]$, performing two-dimensional axisymmetric RHD simulations that cover a computational domain from $r_{\text{min}} = 3 r_{\text{Sch}}$ to $r_{\text{max}} = 1500 r_{\text{Sch}}$, where L_{Edd} is the Eddington luminosity and r_{Sch} is the Schwarzschild radius of the BH (see more details in [Hu et al. 2022](#)). When the gas supply rate from larger radii is substantially higher than the Eddington value, i.e., $\dot{M}_0 \gg \dot{M}_{\text{Edd}}$, the radiative luminosity is reduced owing to photons trapped within the dense flow, but strong bipolar outflows are launched within the dense trapping region. The numerical results show that the mass inflow rate decreases owing to the outflows toward the center as $\propto r^p$ with an index of $p \sim 0.5 - 0.7$ and thus only a small fraction of the gas supply is swallowed by the cen-

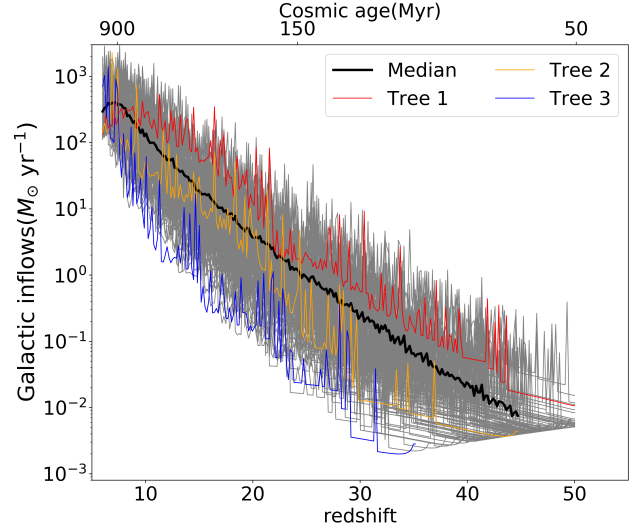


Figure 1. Galactic mass inflow rate as a function of redshift based on the assembly history of DM halos that end up in high- z quasar host galaxies with $M_{\text{h}} = 10^{12} M_{\odot}$ at $z = 6$ ([Li et al. 2021](#)). Among the 10^4 merger trees, three representative cases (red, orange, and blue) are highlighted and the median inflow rate is overlaid (black).

tral BH. Motivated by the simulation results, we adopt a BH mass growth model as

$$\dot{M}_{\text{BH}} = \dot{M}_0 \left(\frac{r_{\text{min}}}{r_{\text{tr}}} \right)^p \quad \text{if } r_{\text{min}} \leq r_{\text{tr}} \quad (1)$$

and $\dot{M}_{\text{BH}} = \dot{M}_0$ otherwise, where r_{min} is set to the radius of the inner-most stable circular orbit for a non-rotating BH and $r_{\text{tr}} [\equiv 5\dot{M}_0 r_{\text{min}}/(3\dot{M}_{\text{Edd}})]$ is the photon trapping radius. The reduction of the inflow rate is generally found in most previous simulations of radiatively inefficient accretion flows ($p \sim 0.5 - 1$; see [Stone et al. 1999](#); [Igumenshchev et al. 2003](#); [Yuan & Narayan 2014](#)). The power-law index $p \sim 0.5 - 0.7$ seen in [Hu et al. \(2022\)](#) is relatively smaller than that predicted in the convection-dominated accretion flow ($p \simeq 1$; [Narayan et al. 2000](#); [Quataert & Gruzinov 2000](#); [Abramowicz et al. 2002](#)) but is consistent with (magneto-)hydrodynamical simulations that cover a wide range of spatial scales ($0.5 \lesssim p \lesssim 0.7$; [Pen et al. 2003](#); [Yuan et al. 2012](#); [Ressler et al. 2020](#); [Guo et al. 2020](#)). Since the value of p characterizing the outflow strength depends on various simulation setups, we adopt $p = 0.5$ as our fiducial case but also study the dependence of the choice on the resultant BH growth.

The mass inflow rate from galactic scales \dot{M}_0 is a parameter determined by the environment where the BH is hosted. Here, we estimate this value as the baryonic mass growth rate of a massive dark matter (DM) halo that ends up as a high- z quasar host galaxy with mass

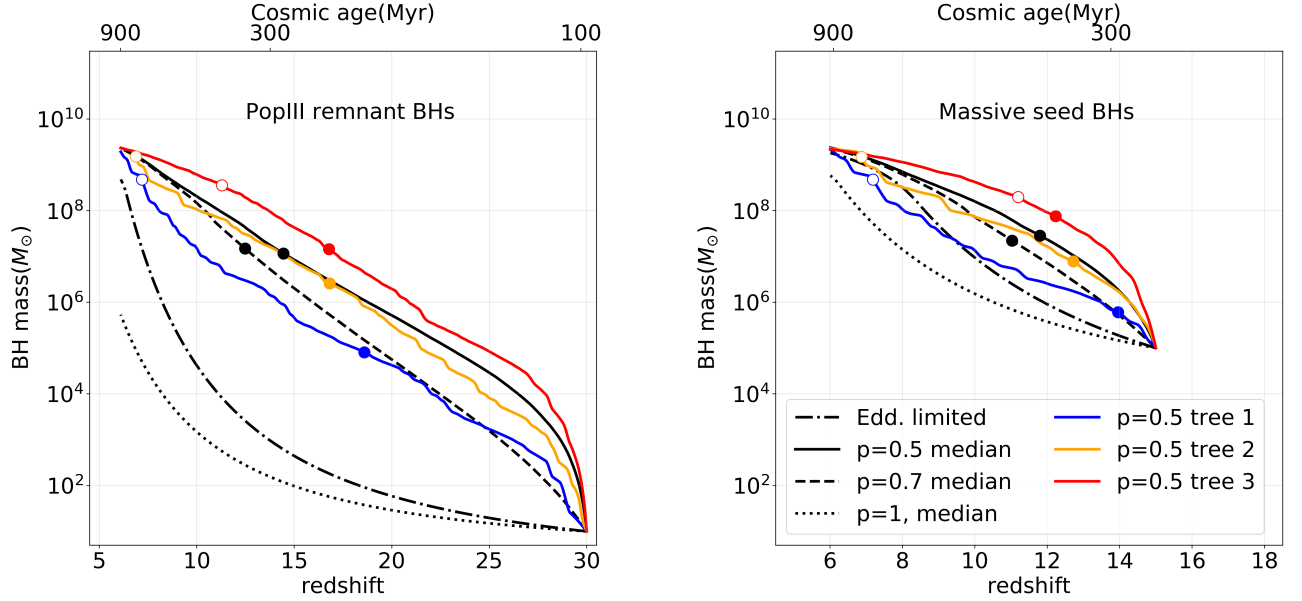


Figure 2. Evolutionary tracks of accreting BHs in two seeding scenarios: PopIII remnant BHs with $M_{\text{BH},0} = 10 M_{\odot}$ at $z = 30$ (left panel) and massive seed BHs with $M_{\text{BH},0} = 10^5 M_{\odot}$ at $z = 15$ (right panel). The galactic inflow rates are taken from Fig. 1 ($\mathcal{F} = 0.1$). In the fiducial case ($p = 0.5$; solid), the BH mass in all the cases (three representative trees and median tree) converge to $M_{\text{BH}} \sim 10^9 M_{\odot}$ by $z = 6$, while the evolutionary tracks show a great diversity in the earlier stage depending on the halo merger assembly process. With higher p values (≥ 0.7), stronger outflows delay or even suppress BH growth. As a reference, the Eddington-limited growth curve is overlaid with the black dashed-dotted curve. The filled and open circle on each curve marks when the BH feeding rate first falls below and last exceeds the Eddington accretion rate, respectively. In the epoch between the two circles, the BH grows via multiple intermittent super-Eddington accretion modes. Note that there is a clear transition between the two phases on the median tree.

of $M_{\text{h}} \sim 10^{12} M_{\odot}$ at $z \gtrsim 6$. Following Li et al. (2021), we construct merger trees to track the growth of the DM halos in highly-biased, overdense regions of the universe and plant a seed BH with $M_{\text{BH},0}$ at $z = z_0$ in each tree.

In Fig. 1, we present the baryonic mass inflow rate into the progenitor DM halos defined by $\dot{M}_{\text{h}}(\Omega_{\text{b}}/\Omega_{\text{m}})$ for 10^4 different trees obtained in Li et al. (2021), where $\Omega_{\text{b}}/\Omega_{\text{m}} = 0.156$ is the baryon fraction (Planck Collaboration 2018). We highlight three representative trees (red, orange, and blue) and overlay the median value of the mass growth rate (black). Note that the inflow rate shown in Fig. 1 is considered to be an upper bound for the gas supply rate to the nuclei because a certain fraction of the gas is reduced owing to various effects, e.g., angular momentum transport of inflowing gas and gas consumption by star formation. Taking into account these effects, we specify the mass inflow rate to the galactic center as

$$\dot{M}_0(z) = \mathcal{F} \cdot \frac{\Omega_{\text{b}}}{\Omega_{\text{m}}} \dot{M}_{\text{h}}(z), \quad (2)$$

and treat the value of \mathcal{F} as a free parameter. It is worth noting that the efficiency factor is at most $\mathcal{F} \lesssim 0.1$ without star formation prescriptions (Hopkins & Quataert

2010). Thus, we demonstrate the impact of this choice on BH growth, with the restriction of $\mathcal{F} \leq 0.1$.

In the following discussion, we focus on two BH seeding models: (i) $M_{\text{BH},0} = 10 M_{\odot}$ at $z_0 = 30$ and (ii) $M_{\text{BH},0} = 10^5 M_{\odot}$ at $z_0 = 15$. The former case corresponds to a remnant BH originating from a first-generation star (Population III star, hereafter PopIII star), while the latter case mimics a heavy BH seed through supermassive star formation in massive DM halos under peculiar environments (Dijkstra et al. 2008; Inayoshi et al. 2018a; Wise et al. 2019; Lupi et al. 2021). A semi-analytical study by Li et al. (2021) suggests that the formation of BH seeds is rather promoted in the high- z quasar progenitor halos located in the overdense regions and yields a BH mass distribution ranging from several hundred to above $10^5 M_{\odot}$. We study the two scenarios that bracket the low and high mass ends for BH seeds. However, note that dense, metal-poor environments also allow the formation of BH seeds in the the intermediate mass range through stellar collisions (Sassano et al. 2021; Tagawa et al. 2021).

3. THE GROWTH OF SEED BHS

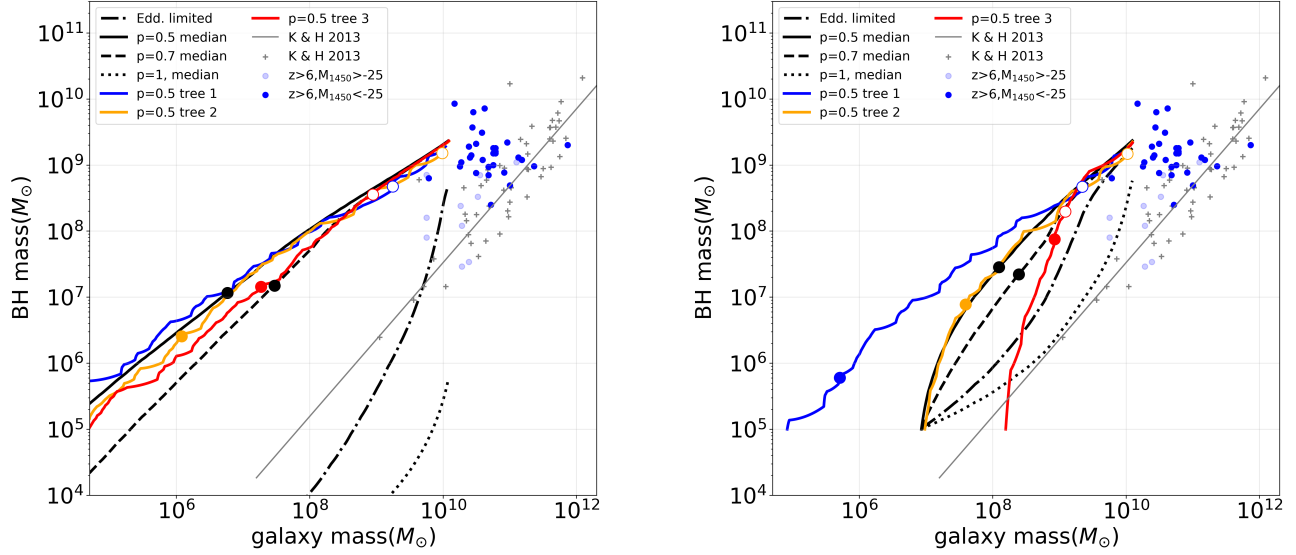


Figure 3. Coevolution diagram for growing seed BHs and their host galaxies for the two scenarios; PopIII remnant BHs (left panel, $6 \lesssim z \lesssim 30$) and massive seed BHs (right panel, $6 \lesssim z \lesssim 15$). The curves correspond to those shown in Fig. 2. The galaxy mass is calculated with the stellar/halo mass ratio in Behroozi et al. (2019). The blue symbols show the high- z quasar samples compiled by Izumi et al. (2019). Note that the galaxy mass is calculated from the [C II]-based dynamical mass using a conversion factor calibrated in low- z galaxies (Tacconi et al. 2018). For reference, the local observational data and best-fit relation are overlaid (grey crosses and solid line; Kormendy & Ho 2013). The BH growth model yields a high BH-to-galaxy mass ratio above the local relation even in the presence of strong outflows.

Fig. 2 shows the growth history of a BH seed with an initial mass of $M_{\text{BH},0} = 10 M_{\odot}$ at $z = 30$ (left) and $M_{\text{BH},0} = 10^5 M_{\odot}$ at $z = 15$ (right), respectively. For the fiducial case with $p = 0.5$, we show four cases, with the galactic mass inflow rate given by the curves highlighted in Fig. 1. To demonstrate the impact of outflow strength, we show two alternative cases with $p = 0.7$ (dashed) and $p = 1.0$ (dotted) along with the median tree. For comparison, the Eddington-limited growth curve with a 100% duty cycle is overlaid (dashed-dotted).

In the fiducial cases, both light and heavy BH seeds grow at super-Eddington rates in the earlier epoch since the galactic inflow rate \dot{M}_0 exceeds the Eddington value substantially and thus the net accretion rate is kept as high as $\gtrsim 10 \dot{M}_{\text{Edd}}$ even with strong outflows. The history shows a great diversity depending on the halo merger assembly process, but the BH mass converges to $M_{\text{BH}} \simeq 2 \times 10^9 M_{\odot}$ by $z \simeq 6$. Continuous super-Eddington accretion is sustained down to $z \sim 17$ and $z \sim 12$ (filled circles) for the light and heavy seed scenario, respectively, and the accretion behavior turns into multiple intermittent phases at lower redshifts. The overall trend of BH growth is consistent with that found in a previous semi-analytical model by Pezzulli et al. (2016), where the transition redshift is as low as $z \sim 10$. For the case with $p = 0.7$, stronger outflows reduce the

net accretion rate more significantly in the early stage. However, when the BH mass is high enough that the galactic inflow rate is below the Eddington rate, the outflow effect plays a less important role in suppressing the BH growth. As a result, all the cases with $p \simeq 0.5 - 0.7$ yield a comparable BH mass at $z = 6$.

In contrast, for the case with the strongest outflow ($p = 1.0$), mass growth of PopIII remnants is quenched at $z > 15$ and the mass reaches only $\sim 10^6 M_{\odot}$ by $z \simeq 6$, while the heavy seed BH reaches $\sim 5 \times 10^8 M_{\odot}$. The result clearly shows less-massive seed BHs tend to be significantly affected by mass loss via outflows when the suppression effect is significant ($p \gtrsim 0.7$). For comparison, a previous study by Madau et al. (2014) discusses that PopIII remnant BHs grow to be SMBHs via mildly super-Eddington accretion ($\sim 3 \dot{M}_{\text{Edd}}$) in the absence of mass loss through strong outflows. The presence of outflows changes the growth history of seed BHs at higher redshifts. The outflow strength p is constrained by various simulations suggesting $p \sim 0.5 - 1$ (Yuan & Narayan 2014, references therein). However, a relatively small value of $p \simeq 0.5$ is required to explain the existence of high- z SMBHs in our models. As discussed in §2, the outflow strength should depend primarily on the response of the BH to its surrounding environments. It is of significant importance for future observations to con-

strain the outflow strength in order to better understand interactions between central SMBHs and host galaxies.

Fig. 3 presents the evolutionary track of the BH-to-galaxy mass ratio. Here, we calculate the mass of the host galaxy as $f_* M_h$, by assuming a stellar-to-halo mass ratio $f_*(z = 6, M_h) \sim 0.002 - 0.015$ (see Eqs. J1 – J8 in Behroozi et al. 2019). We note that the choice of $f_* = 0.01$ corresponds to a conversion efficiency from gas into stars, $\epsilon_* \simeq 0.05$, which is motivated by abundance matching and the observed UV luminosity function of galaxies at $z \simeq 6$ (Bouwens et al. 2015). Under this assumption, the BH mass grows faster than the host galaxy mass does, leading to a BH-to-galaxy mass ratio of $M_{\text{BH}}/M_* \simeq 0.1$. The mass ratio approaches a constant value of 0.1 by $z = 6$, which is $\gtrsim 10 \sim 100$ times higher than the local empirical relation (Kormendy & Ho 2013) but is consistent with those of $z > 6$ (Pensabene et al. 2020). Additionally, the existence of such overmassive BHs in protogalaxies will provide us with a unique opportunity of detecting highly accreting seed BHs in the very early universe at $z > 10$ by upcoming observations, e.g., the *James Webb Space Telescope* (JWST) and *Nancy Grace Roman Space Telescope* (RST) (Inayoshi et al. 2022a).

Finally, we briefly mention the dependence on the choice of \mathcal{F} , which characterizes the reduction of the mass inflow rate from galactic scales to the nuclear regions (e.g., Hopkins & Quataert 2010). Overall, for $10^{-3} \leq \mathcal{F} \leq 0.1$, the BH mass at $z \simeq 6$ is proportional to \mathcal{F} , regardless of the seeding models. Namely, the final mass is approximated as $M_{\text{BH}} \simeq 2 \times 10^9 (\mathcal{F}/0.1) M_\odot$ based on the median tree with $p = 0.5$. This is because for the majority of the cosmic time, the seed BHs grow at super-critical rates—nevertheless, the majority of the final BH mass is accreted mostly via sub-critical growth at $\dot{M}_{\text{BH}} = \dot{M}_0 \propto \mathcal{F}$, during the last few e-foldings (as indicated by dots in curves in Fig. 2). We note that this scaling is also applied to the BH-galaxy coevolution shown in Fig. 3.

Observationally, the efficiency of gas feeding from galactic scales down to the nuclear regions of high- z quasars has been poorly constrained. In fact, the highest spatial resolution of submillimeter observations with the Atacama Large Millimeter Array (ALMA) enables us to address the central regions at $\lesssim 1$ kpc for $z \sim 6$ quasar host galaxies¹ (Venemans et al. 2019; Walter et al. 2022). Given the existence of overmassive SMBHs at the high- z universe, it is plausible that a large fraction of gas feeds the nuclear SMBH at cosmic dawn, though de-

tailed physical processes to maintain $\mathcal{F} \simeq 0.1$ have been poorly understood. We leave the constraints on \mathcal{F} to future observations and simulation studies.

4. DISCUSSION

Upcoming observations with JWST will provide a unique opportunity to detect fast-accreting seed BHs that offer an evolutionary pathway toward the overmassive population over their host galaxies at $z > 6$. Fig. 4 shows the bolometric luminosity produced by BHs for the two seeding scenarios; light seeds (left) and heavy seeds (right). Along the halo assembly history, the bolometric luminosity is calculated as

$$\frac{L_{\text{BH}}}{L_{\text{Edd}}} = \begin{cases} \dot{m} & (\dot{m} < 2), \\ 2 [1 + \ln(\frac{\dot{m}}{2})] & (\dot{m} \geq 2), \end{cases} \quad (3)$$

(Watarai et al. 2001), where $\dot{m} \equiv \dot{M}_{\text{BH}}/\dot{M}_{\text{Edd}}$ is the dimensionless BH feeding rate. We note that this formula is consistent with the results from various RHD simulations (Ohsuga et al. 2005; Jiang et al. 2014; Sadowski et al. 2015; see also Fig. 5 in Inayoshi et al. 2020). For both seeding scenarios, the bolometric luminosity is as low as $\lesssim 10^{44}$ erg s^{−1} at earlier epochs even though the BHs grow at supercritical rates. When the BH mass exceeds several $10^6 M_\odot$, nearly independent of the seed model and the host halo assembly history, the bolometric luminosities become as high as $L_{\text{bol}} \simeq 10^{45-46}$ erg s^{−1}, which is reachable with wide-field deep surveys such as the Hyper Suprime-Cam (HSC) Subaru Strategic Program (Matsuoka et al. 2018b; Onoue et al. 2019).

The detection limit is improved by more than one order of magnitude with the deeper JWST observations. Here, assuming the radiation spectra of seed BHs to be a broken power-law consistent with the stacked UV spectra of quasars at $z \simeq 2.4$ (Lusso et al. 2015), the luminosity density at a characteristic frequency of $\nu_0 = 10$ eV/ h is given by $L_{\nu_0} = L_{\text{BH}}/(\alpha \nu_0)$, where $\alpha = 3.3$ (see also Inayoshi et al. 2022a). Therefore, for a given detection threshold of a JWST NIRCcam filter, the critical bolometric luminosity is calculated by

$$L_{\text{crit}} = 4\pi D_L^2 \alpha \nu_{\text{obs}} F_{\nu_{\text{obs}}}^{\text{jwst}}, \quad (4)$$

where $\nu_{\text{obs}} = \nu_0/(1+z)$, D_L is the luminosity distance, and $F_{\nu_{\text{obs}}}^{\text{jwst}}$ is the limiting flux of a NIRCcam filter that covers the corresponding frequency. For reference, we overlay the signal-to-noise ratio (S/N) = 10 detection limit of JWST/NIRCcam imaging in a 10k second expo-

¹ <https://public.nrao.edu/telescopes/alma/>

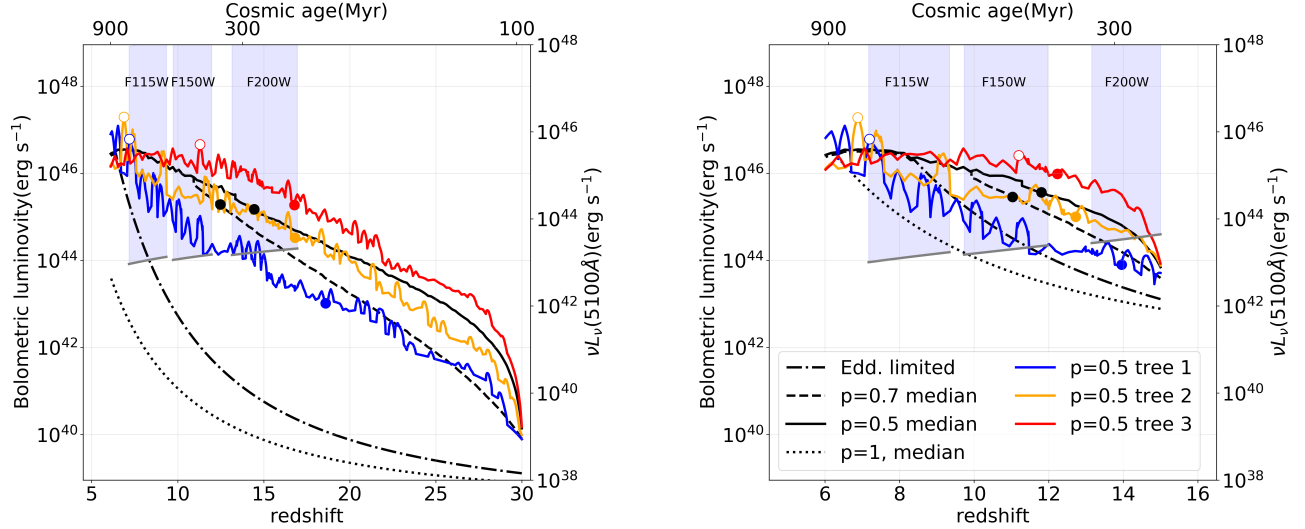


Figure 4. Evolution of the bolometric luminosity evolution for PopIII remnant BHs (left panel) and massive seed BHs (right panel). The curves correspond to those shown in Fig. 2 and the luminosity is calculated with Eq. (3). The luminosity at $\lambda = 5100 \text{ \AA}$ calculated with $\nu L_\nu(5100 \text{ \AA}) = L_{\text{BH}}/9.0$ (Kaspi et al. 2000) is shown as reference for single-epoch BH mass measurements with H β line emission. The flux limits of JWST/NIRCam with the F115W, F150W, and F200W filter are overlaid with the the grey curves (see Eq. 4).

sure with the F115W, F150W, and F200W filter², which cover a redshift range of $7 \lesssim z \lesssim 17$. For the PopIII remnant scenario, the accreting BHs can be detectable up to $z \sim 17$ for the fast growing case (red curve) even with a lower value of $\mathcal{F} \sim 0.01$, leading to nearly 10-fold reduction of the bolometric luminosity. On the other hand, massive seed BHs require a high value of $\mathcal{F} \simeq 0.1$ (our fiducial choice) to be detectable at $z \gtrsim 13$ with the F200W filter, while the highest observable redshift is limited to $z \lesssim 10 - 12$ with a lower value of $\mathcal{F} \sim 0.01$. In conclusion, it is plausible but dependent sensitively on the value of \mathcal{F} that seed BHs can be observable even at $z \gtrsim 13$, where the rapid growth of the DM halo facilitates BH growth even in the presence of outflows. The expected detection number of such accreting seed BHs is one in ten NIRCam fields of view at the depth of 10 ks exposures (Inayoshi et al. 2022a) with the help of photometric selection for seed BH candidates (e.g., Pacucci et al. 2016; Natarajan et al. 2017; Valiante et al. 2018; Inayoshi et al. 2022b) as well as the measurement of the BH-to-galaxy mass ratio (Scoggins et al. 2022). Inayoshi et al. (2022b) recently found that seed BHs growing at super-Eddington rates produce extremely strong Balmer lines (the rest-frame H α equivalent width is $\simeq 7$ times larger than the typical value for low- z quasars) because of efficient collisional excitation of hydrogen to higher

levels ($n \geq 3$) in the dense disk. The broadband color is redder owing to strong H α emission and thus the multi-band photometry with NIRCam and MIRI enables us to robustly select this extremely young BH at $z \sim 7 - 12$. For reference, we also show the luminosity at $\lambda = 5100 \text{ \AA}$, which is used for single-epoch BH mass measurements with H β line emission.

We note that the accretion model in Eq. (1) characterizes suppression of BH feeding owing to mass loss via outflows, but does not take into account the impact of mechanical feedback on large galactic scales. With the prescription given by Eq. (20)-(24) in Hu et al. (2022), the total kinetic energy produced by nuclear BHs during continuous supercritical accretion (from the seeding redshift to the transition epoch denoted with filled circles) is as high as $E_{\text{kin}} \sim 10^{58} \text{ erg}$ ($3 \times 10^{57} \text{ erg}$) for the PopIII seed (massive seed) scenario. Along the median halo tree, the binding energy for gas within the virial radius at the transition epoch is $E_{\text{b,gas}} \sim 8 \times 10^{56} \text{ erg}$ ($9 \times 10^{55} \text{ erg}$). Therefore, mechanical feedback associated with fast-growing BHs would affect the structure of galactic inflows if the efficiency of energy deposition into the gas is sufficiently high; $\epsilon \gtrsim 7.9\%$ (2.9%). In fact, the feedback efficiency depends sensitively on the energy loss via radiation ($\epsilon \sim 1\%$; Kitayama & Yoshida 2005) and the geometry, dynamical and thermodynamic state of the gaseous medium through which the outflow propagates (Costa et al. 2014). To explore these effects is left for future investigation.

² <https://jwst-docs.stsci.edu/jwst-near-infrared-camera/nircam-instrumentation/nircam-filters>

The BH growth model presented here focuses on highly biased regions of the universe where high- z quasar hosts harbored in massive DM halos with $M_h \sim 10^{12} M_\odot$ form by $z \sim 6$. Such massive halos are expected to be ideal sites for the formation of massive seed BHs owing to their peculiar environments, e.g., strong ultra-violet irradiation from nearby galaxies and violent galaxy mergers (also see Li et al. 2021; Lupi et al. 2021) and sufficiently feed the central regions via intense cold gas streams (Di Matteo et al. 2012). We find that the galactic gas inflows triggered during their assembly promote rapid growth of seed BHs in the protogalactic nuclei, nearly independent of their initial mass. This mechanism naturally explains the puzzling appearance of $> 10^9 M_\odot$ BHs at $z > 6$. However, the quick assembly of seed BHs via super-Eddington mass accretion would make it difficult to distinguish their seeding models through the BH-to-galaxy mass ratio (Visbal & Haiman 2018).

5. SUMMARY

In this paper, we propose an assembly model for the SMBHs that end up in rare massive $\sim 10^{12} M_\odot$ host halos at $z \sim 6-7$, applying a kinetic feedback prescription for BHs accreting above the Eddington rate, provided by RHD simulations for the long-term evolution of the accretion-flow structure (Hu et al. 2022). We incorporate this feedback model for two different BH seeding scenarios: PopIII stellar remnant BHs and massive seed BHs. For each case, we study the evolutionary pathway of the BH-to-galaxy mass ratio and the detectability of fast growing BHs with upcoming JWST observations.

The large inflow rates into those high- z quasar progenitor halos during their assembly enable the formation of $> 10^9 M_\odot$ SMBHs by $z \sim 6$, even starting from PopIII remnant BHs at $z \sim 30$, and even in the presence of outflows that reduce the BH feeding rate. This overall trend holds for both seeding models when mass loss associated with outflows from super-Eddington accretion flows is moderate; namely $p \simeq 0.5$, where the value of p characterized the reduction of the mass inflow down to the BH (see Eq. 1). Stronger outflows with $p \gtrsim 0.7$ reduce the BH mass achievable from PopIII remnant BHs substantially but give a smaller impact on the growth of massive seed BHs. For the cases where seed BHs grow to be SMBHs by $z \sim 6$, those BHs tend to be overmas-

sive relative to their host galaxies compared to the local relations and show a high BH-to-galaxy mass ratio of ~ 0.01 , despite different strength of outflows.

The high luminosity from those growing BHs makes themselves detectable with upcoming JWST observations. In the most optimistic (fastest growing) case, JWST can reveal the rapid growing BHs up to redshift $z \sim 17$ (red curve in Fig. 4). However, multiple diagnostics such as color-color selection, spectral analysis as well as measurements of the BH-to-galaxy mass ratio are required to identify the nature and origin of the fast growing seeds. Meanwhile, the rapid assembly phases of BHs also make it difficult to distinguish whether those BHs originate from PopIII stellar remnants or massive seed BHs.

As a caveat, the BH assembly history in our model depends sensitively on the outflow strength p and efficiency of gas feeding from galactic to nuclear regions \mathcal{F} , both of which are poorly constrained by observations. Therefore, it is crucial for future observations and theoretical studies to shed light into these assumptions for our better understanding of the interaction between nuclear BHs and host galaxies.

We thank the anonymous referee for a careful reading of our manuscript and comments that helped improve this paper. We thank Takuma Izumi, Masafusa Onoue, and Ran Wang for useful discussions. K.I. acknowledges support from the National Natural Science Foundation of China (12073003, 11721303, 11991052, 11950410493), the National Key R&D Program of China (2016YFA0400702), and the China Manned Space Project with NO. CMS-CSST-2021-A06. Z.H. acknowledges support from NSF grant AST-2006176. R.K. acknowledges financial support via the Heisenberg Research Grant funded by the German Research Foundation (DFG) under grant NO. ~KU 2849/9. Further, R.K. acknowledges financial support via the JSPS Invitational Fellowship for Research in Japan under the Fellowship ID S20156. The numerical simulations were performed with the Cray XC50 at the Center for Computational Astrophysics (CfCA) of the National Astronomical Observatory of Japan and with the High-performance Computing Platform of Peking University.

REFERENCES

- Abramowicz, M. A., Igumenshchev, I. V., Quataert, E., & Narayan, R. 2002, *The Astrophysical Journal*, 565, 1101, doi: [10.1086/324717](https://doi.org/10.1086/324717)
- Bañados, E., Venemans, B. P., Mazzucchelli, C., et al. 2018, *Nature*, 553, 473, doi: [10.1038/nature25180](https://doi.org/10.1038/nature25180)

- Behroozi, P., Wechsler, R. H., Hearin, A. P., & Conroy, C. 2019, *Monthly Notices of the Royal Astronomical Society*, 488, 3143, doi: [10.1093/mnras/stz1182](https://doi.org/10.1093/mnras/stz1182)
- Bouwens, R. J., Illingworth, G. D., Oesch, P. A., et al. 2015, *Astrophysical Journal*, 803, 1, doi: [10.1088/0004-637X/803/1/34](https://doi.org/10.1088/0004-637X/803/1/34)
- Costa, T., Sijacki, D., & Haehnelt, M. G. 2014, *Monthly Notices of the Royal Astronomical Society*, 444, 2355, doi: [10.1093/mnras/stu1632](https://doi.org/10.1093/mnras/stu1632)
- Di Matteo, T., Khandai, N., Degraf, C., et al. 2012, *Astrophysical Journal Letters*, 745, 2, doi: [10.1088/2041-8205/745/2/L29](https://doi.org/10.1088/2041-8205/745/2/L29)
- Dijkstra, M., Haiman, Z., Mesinger, A., & Wyithe, J. S. B. 2008, *Monthly Notices of the Royal Astronomical Society*, 391, 1961, doi: [10.1111/j.1365-2966.2008.14031.x](https://doi.org/10.1111/j.1365-2966.2008.14031.x)
- Guo, M., Inayoshi, K., Michiyama, T., & Ho, L. C. 2020, *The Astrophysical Journal*, 901, 39, doi: [10.3847/1538-4357/abacc1](https://doi.org/10.3847/1538-4357/abacc1)
- Habouzit, M., Onoue, M., Bañados, E., et al. 2022, *Monthly Notices of the Royal Astronomical Society*, 511, 3751, doi: [10.1093/mnras/stac225](https://doi.org/10.1093/mnras/stac225)
- Hopkins, P. F., & Quataert, E. 2010, *Monthly Notices of the Royal Astronomical Society*, 407, 1529, doi: [10.1111/j.1365-2966.2010.17064.x](https://doi.org/10.1111/j.1365-2966.2010.17064.x)
- Hu, H., Inayoshi, K., Haiman, Z., Quataert, E., & Kuiper, R. 2022. <https://arxiv.org/abs/2203.14994>
- Igumenshchev, I. V., Narayan, R., & Abramowicz, M. A. 2003, *The Astrophysical Journal*, 592, 1042, doi: [10.1086/375769](https://doi.org/10.1086/375769)
- Inayoshi, K., Haiman, Z., & Ostriker, J. P. 2016, *Monthly Notices of the Royal Astronomical Society*, 459, 3738, doi: [10.1093/mnras/stw836](https://doi.org/10.1093/mnras/stw836)
- Inayoshi, K., Li, M., & Haiman, Z. 2018a, *Monthly Notices of the Royal Astronomical Society*, 479, 4017, doi: [10.1093/mnras/sty1720](https://doi.org/10.1093/mnras/sty1720)
- Inayoshi, K., Nakatani, R., Toyouchi, D., et al. 2022a, *The Astrophysical Journal*, 927, 237, doi: [10.3847/1538-4357/ac4751](https://doi.org/10.3847/1538-4357/ac4751)
- Inayoshi, K., Onoue, M., Sugahara, Y., Inoue, A. K., & Ho, L. C. 2022b. <https://arxiv.org/abs/2204.09692>
- Inayoshi, K., Visbal, E., & Haiman, Z. 2020, *Annual Review of Astronomy and Astrophysics*, 58, 27, doi: [10.1146/annurev-astro-120419-014455](https://doi.org/10.1146/annurev-astro-120419-014455)
- Izumi, T., Onoue, M., Matsuoka, Y., et al. 2019, *Publications of the Astronomical Society of Japan*, 71, 1, doi: [10.1093/pasj/psz096](https://doi.org/10.1093/pasj/psz096)
- Izumi, T., Matsuoka, Y., Fujimoto, S., et al. 2021, *The Astrophysical Journal*, 914, 36, doi: [10.3847/1538-4357/abf6dc](https://doi.org/10.3847/1538-4357/abf6dc)
- Jiang, Y. F., Stone, J. M., & Davis, S. W. 2014, *Astrophysical Journal*, 796, 106, doi: [10.1088/0004-637X/796/2/106](https://doi.org/10.1088/0004-637X/796/2/106)
- Kaspi, S., Smith, P. S., Netzer, H., et al. 2000, *The Astrophysical Journal*, 533, 631, doi: [10.1086/308704](https://doi.org/10.1086/308704)
- Kitayama, T., & Yoshida, N. 2005, *The Astrophysical Journal*, 630, 675, doi: [10.1086/432114](https://doi.org/10.1086/432114)
- Kormendy, J., & Ho, L. C. 2013, *Annual Review of Astronomy and Astrophysics*, 51, 511, doi: [10.1146/annurev-astro-082708-101811](https://doi.org/10.1146/annurev-astro-082708-101811)
- Li, J., Silverman, J. D., Izumi, T., et al. 2022, 2, <https://arxiv.org/abs/2203.10663>
- Li, W., Inayoshi, K., & Qiu, Y. 2021, *The Astrophysical Journal*, doi: [10.3847/1538-4357/ac0adc](https://doi.org/10.3847/1538-4357/ac0adc)
- Lupi, A., Haiman, Z., & Volonteri, M. 2021, *Monthly Notices of the Royal Astronomical Society*, 503, 5046, doi: [10.1093/mnras/stab692](https://doi.org/10.1093/mnras/stab692)
- Lusso, E., Worseck, G., Hennawi, J. F., et al. 2015, *Monthly Notices of the Royal Astronomical Society*, 449, 4204, doi: [10.1093/mnras/stv516](https://doi.org/10.1093/mnras/stv516)
- Madau, P., Haardt, F., & Dotti, M. 2014, *The Astrophysical Journal Letters*, 38, 1, doi: [10.1088/2041-8205/784/2/L38](https://doi.org/10.1088/2041-8205/784/2/L38)
- Matsuoka, Y., Onoue, M., Kashikawa, N., et al. 2016, *The Astrophysical Journal*, 828, 26, doi: [10.3847/0004-637X/828/1/26](https://doi.org/10.3847/0004-637X/828/1/26)
- . 2018a, *Publications of the Astronomical Society of Japan*, 70, 2, doi: [10.1093/pasj/psx046](https://doi.org/10.1093/pasj/psx046)
- Matsuoka, Y., Iwasawa, K., Onoue, M., et al. 2018b, *The Astrophysical Journal Supplement Series*, 237, 5, doi: [10.3847/1538-4365/aac724](https://doi.org/10.3847/1538-4365/aac724)
- Mortlock, D. J., Warren, S. J., Venemans, B. P., et al. 2011, *Nature*, 474, 616, doi: [10.1038/nature10159](https://doi.org/10.1038/nature10159)
- Narayan, R., Igumenshchev, I. V., & Abramowicz, M. A. 2000, *The Astrophysical Journal*, 539, 798, doi: [10.1086/309268](https://doi.org/10.1086/309268)
- Natarajan, P., Pacucci, F., Ferrara, A., et al. 2017, *The Astrophysical Journal*, 838, 117, doi: [10.3847/1538-4357/aa6330](https://doi.org/10.3847/1538-4357/aa6330)
- Ohsuga, K., Mori, M., Nakamoto, T., & Mineshige, S. 2005, *The Astrophysical Journal*, 628, 368, doi: [10.1086/430728](https://doi.org/10.1086/430728)
- Onoue, M., Kashikawa, N., Matsuoka, Y., et al. 2019, *The Astrophysical Journal*, 880, 77, doi: [10.3847/1538-4357/ab29e9](https://doi.org/10.3847/1538-4357/ab29e9)
- Pacucci, F., Ferrara, A., Grazian, A., et al. 2016, *Monthly Notices of the Royal Astronomical Society*, 459, 1432, doi: [10.1093/mnras/stw725](https://doi.org/10.1093/mnras/stw725)
- Pen, U.-L., Matzner, C. D., & Wong, S. 2003, *The Astrophysical Journal*, 596, L207, doi: [10.1086/379339](https://doi.org/10.1086/379339)

- Pensabene, A., Carniani, S., Perna, M., et al. 2020, *Astronomy and Astrophysics*, 637, doi: [10.1051/0004-6361/201936634](https://doi.org/10.1051/0004-6361/201936634)
- Pezzulli, E., Valiante, R., & Schneider, R. 2016, *Monthly Notices of the Royal Astronomical Society*, 458, 3047, doi: [10.1093/mnras/stw505](https://doi.org/10.1093/mnras/stw505)
- Planck Collaboration. 2018, *Astronomy & Astrophysics*, 641, E1, doi: [10.1051/0004-6361/202039265](https://doi.org/10.1051/0004-6361/202039265)
- Quataert, E., & Gruzinov, A. 2000, *The Astrophysical Journal*, 539, 809, doi: [10.1086/309267](https://doi.org/10.1086/309267)
- Reines, A. E., & Volonteri, M. 2015, *Astrophysical Journal*, 813, 82, doi: [10.1088/0004-637X/813/2/82](https://doi.org/10.1088/0004-637X/813/2/82)
- Ressler, S. M., Quataert, E., & Stone, J. M. 2020a, *Monthly Notices of the Royal Astronomical Society*, 492, 3272, doi: [10.1093/mnras/stz3605](https://doi.org/10.1093/mnras/stz3605)
- Sadowski, A., Narayan, R., Tchekhovskoy, A., et al. 2015, *Monthly Notices of the Royal Astronomical Society*, 447, 49, doi: [10.1093/mnras/stu2387](https://doi.org/10.1093/mnras/stu2387)
- Sassano, F., Schneider, R., Valiante, R., et al. 2021, *Monthly Notices of the Royal Astronomical Society*, 506, 613, doi: [10.1093/mnras/stab1737](https://doi.org/10.1093/mnras/stab1737)
- Scoggins, M. T., Haiman, Z., & Wise, J. H. 2022, 14, 1. <https://arxiv.org/abs/2205.09611>
- Stone, J. M., Pringle, J. E., & Begelman, M. C. 1999, *Monthly Notices of the Royal Astronomical Society*, 310, 1002, doi: [10.1046/j.1365-8711.1999.03024.x](https://doi.org/10.1046/j.1365-8711.1999.03024.x)
- Tacconi, L. J., Genzel, R., Saintonge, A., et al. 2018, *The Astrophysical Journal*, 853, 179, doi: [10.3847/1538-4357/aaa4b4](https://doi.org/10.3847/1538-4357/aaa4b4)
- Tagawa, H., Kocsis, B., Haiman, Z., et al. 2021, *The Astrophysical Journal*, 908, 194, doi: [10.3847/1538-4357/abd555](https://doi.org/10.3847/1538-4357/abd555)
- Toyouchi, D., Inayoshi, K., Hosokawa, T., & Kuiper, R. 2021, *The Astrophysical Journal*, 907, 74, doi: [10.3847/1538-4357/abcf2](https://doi.org/10.3847/1538-4357/abcf2)
- Valentini, M., Gallerani, S., & Ferrara, A. 2021, *Monthly Notices of the Royal Astronomical Society*, 507, 1, doi: [10.1093/mnras/stab1992](https://doi.org/10.1093/mnras/stab1992)
- Valiante, R., Schneider, R., Zappacosta, L., et al. 2018, *Monthly Notices of the Royal Astronomical Society*, 476, 407, doi: [10.1093/mnras/sty213](https://doi.org/10.1093/mnras/sty213)
- Venemans, B. P., Neeleman, M., Walter, F., et al. 2019, *The Astrophysical Journal*, 874, L30, doi: [10.3847/2041-8213/ab11cc](https://doi.org/10.3847/2041-8213/ab11cc)
- Visbal, E., & Haiman, Z. 2018, *The Astrophysical Journal*, 865, L9, doi: [10.3847/2041-8213/aadf3a](https://doi.org/10.3847/2041-8213/aadf3a)
- Volonteri, M., Habouzit, M., & Colpi, M. 2021, *Nature Reviews Physics*, 3, 732, doi: [10.1038/s42254-021-00364-9](https://doi.org/10.1038/s42254-021-00364-9)
- Walter, F., Neeleman, M., Decarli, R., et al. 2022, *The Astrophysical Journal*, 927, 21, doi: [10.3847/1538-4357/ac49e8](https://doi.org/10.3847/1538-4357/ac49e8)
- Wang, R., Carilli, C. L., Neri, R., et al. 2010, *The Astrophysical Journal*, 714, 699, doi: [10.1088/0004-637X/714/1/699](https://doi.org/10.1088/0004-637X/714/1/699)
- Wang, R., Wagg, J., Carilli, C. L., et al. 2013, *The Astrophysical Journal*, 773, 44, doi: [10.1088/0004-637X/773/1/44](https://doi.org/10.1088/0004-637X/773/1/44)
- Watarai, K.-y., Mizuno, T., & Mineshige, S. 2001, *The Astrophysical Journal*, 549, L77, doi: [10.1086/319125](https://doi.org/10.1086/319125)
- Wise, J. H., Regan, J. A., O'Shea, B. W., et al. 2019, *Nature*, 566, 85, doi: [10.1038/s41586-019-0873-4](https://doi.org/10.1038/s41586-019-0873-4)
- Wu, X. B., Wang, F., Fan, X., et al. 2015, *Nature*, 518, 512, doi: [10.1038/nature14241](https://doi.org/10.1038/nature14241)
- Yuan, F., Bu, D., & Wu, M. 2012, *The Astrophysical Journal*, 761, 130, doi: [10.1088/0004-637X/761/2/130](https://doi.org/10.1088/0004-637X/761/2/130)
- Yuan, F., & Narayan, R. 2014, *Annual Review of Astronomy and Astrophysics*, 52, 529, doi: [10.1146/annurev-astro-082812-141003](https://doi.org/10.1146/annurev-astro-082812-141003)
- Zhu, Q., Li, Y., Li, Y., et al. 2020, 24, 1. <https://arxiv.org/abs/2012.01458>