




Composite fermion mass: Experimental measurements in ultrahigh quality two-dimensional electron systems

K. A. Villegas Rosales , P. T. Madathil, Y. J. Chung, L. N. Pfeiffer, K. W. West, K. W. Baldwin, and M. Shayegan 
Department of Electrical and Computer Engineering, Princeton University, Princeton, New Jersey 08544, USA

 (Received 18 December 2021; accepted 7 June 2022; published 5 July 2022)

Composite fermions (CFs), exotic quasiparticles formed by pairing an electron and an even number of magnetic flux quanta, emerge at high magnetic fields in an interacting electron system, and can explain phenomena such as the fractional quantum Hall state (FQHS) and other many-body phases. CFs possess an effective mass (m_{CF}) whose magnitude is inversely related to the most fundamental property of a FQHS, namely its energy gap. We present here experimental measurements of m_{CF} in ultrahigh quality two-dimensional electron systems confined to GaAs quantum wells of varying thickness. An advantage of measuring m_{CF} over gap measurements is that mass values are insensitive to disorder and are therefore ideal for comparison with theoretical calculations, especially for high-order FQHS. Our data reveal that m_{CF} increases with increasing well width, reflecting a decrease in the energy gap as the electron layer becomes thicker and the in-plane Coulomb energy softens. Comparing our measured masses with available theoretical results, we find significant quantitative discrepancies, highlighting that more rigorous and accurate calculations are needed to explain the experimental data.

DOI: [10.1103/PhysRevB.106.L041301](https://doi.org/10.1103/PhysRevB.106.L041301)

Composite fermions (CFs) have captivated the attention of theorists and experimentalists in condensed matter physics for over three decades [1–5]. When a two-dimensional electron system (2DES) is subjected to a large perpendicular magnetic field (B), the ground states are typically dominated by an electron-electron interaction. In the lowest orbital Landau level (LL), on the flanks of filling factor $\nu = 1/2$, there are series of fractional quantum Hall states (FQHSs) at $\nu = p/(2p + 1)$ where p takes integer values [1–28]. (The filling factor $\nu = nh/eB$ is defined as the number or fraction of the occupied LLs; n is the 2DES density.) By attaching two flux quanta to each electron to form a CF, the FQHSs of electrons at electron filling factor ν can be explained as the integer QHSs of CFs at CF filling factor p [1–4]. Moreover, at and near $\nu = 1/2$, the CFs have a well-defined Fermi sea [2–4] whose intriguing properties have been explored in numerous measurements [5, 7–28]. Very recently, the experimentally elusive Bloch ferromagnetism was demonstrated in CFs confined to a very high quality, dilute GaAs 2DES [26]. Also, CFs have been used to probe the delicate periodic structure of a Wigner crystal hosted in a nearby 2DES [22].

A very fundamental parameter characterizing CFs is their effective mass (m_{CF}), which is the focus of our work. This mass arises primarily from electron-electron interactions, and its magnitude determines the energy separation between the CF LLs (sometimes referred to as “ Λ levels” [3]), which in turn determines the size of the energy gaps for the FQHSs at $\nu = p/(2p + 1)$. In realistic 2DESs with nonzero electron layer thickness (\tilde{w}) and finite separation between LL energies, m_{CF} can be larger than its ideal value as both the softening of the in-plane Coulomb interaction and the mixing between the LLs can reduce the FQHS energy gaps and thus increase m_{CF} [3, 29, 30]. Unlike the FQHSs’ energy gaps which are believed

to be further reduced by the small but ubiquitous sample disorder, m_{CF} should be immune to small disorder [14]. Despite this fundamental nature of m_{CF} , there have been no systematic measurements of its magnitude. We report here m_{CF} measurements, via a Dingle analysis of the amplitude of the FQHS resistance oscillations, in extremely low-disorder samples as a function of \tilde{w} . By tuning \tilde{w} , the strength of the Coulomb interaction can be controlled. We show that indeed disorder does not seem to affect the magnitude of m_{CF} , in contrast to the energy gaps which are reduced by disorder. We then make a close comparison of the measured m_{CF} with the results of available calculations [29, 30]. We find that the measured m_{CF} are typically larger than the calculated values, suggesting the need for more rigorous and accurate calculations to account for the experimental data.

We studied ultrahigh quality 2DESs confined to modulation-doped GaAs quantum wells (QWs), with well widths (w) ranging from 20 to 70 nm, grown on GaAs (001) substrates. The QWs are flanked by 150-nm-thick $\text{Al}_{0.24}\text{Ga}_{0.76}\text{As}$ barriers, and the dopants are placed in doping wells [31]. The 2DESs have an electron density $n \simeq 1.1 \times 10^{11} \text{ cm}^{-2}$ and transport mobility $\mu \simeq 6\text{--}18 \times 10^6 \text{ cm}^2/\text{V s}$ [28]. We refer to samples with different w by S_w . In the main text, we primarily present results from S_{30} . Data for some of the other samples are shown in the Supplemental Material (SM) [32]. The samples have a $4 \times 4 \text{ mm}^2$ van der Pauw geometry, with alloyed InSn electrical contacts at the corners and edge midpoints. We used ^3He and $^3\text{He}\text{--}^4\text{He}$ dilution refrigerator systems, and conventional lock-in techniques for magnetoresistance measurements.

In Fig. 1(a) we present a longitudinal resistance (R_{xx}) vs B trace for S_{30} near $\nu = 1/2$ at $T \simeq 25 \text{ mK}$. The trace exhibits numerous minima corresponding to FQHSs at $\nu = p/(2p +$

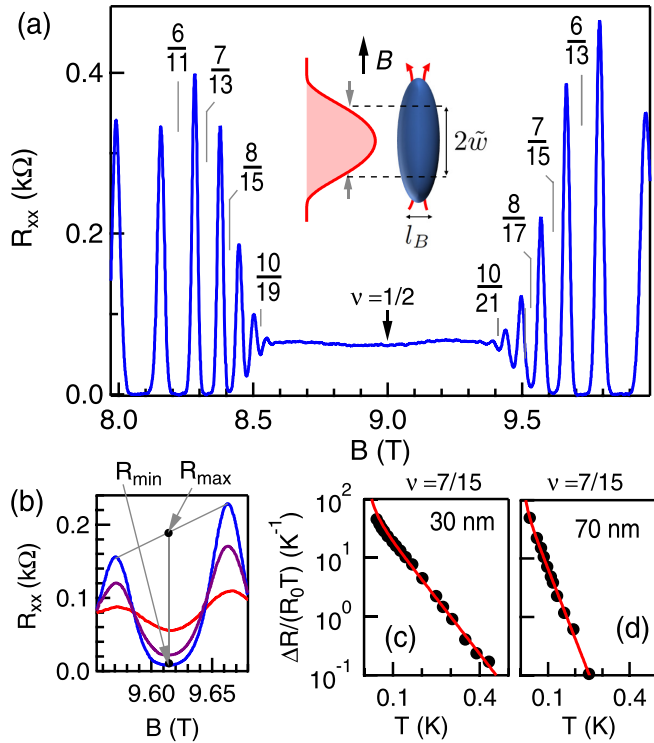


FIG. 1. (a) Longitudinal resistance R_{xx} vs B , at $T \simeq 25$ mK, for S_{30} , a GaAs 2DES with density $\simeq 1.1 \times 10^{11} \text{ cm}^{-2}$ confined to a 30-nm-thick QW. Several minima in R_{xx} are marked indicating FQHSs up to $\nu = 10/19$ and $10/21$. The electron's charge distribution (from self-consistent calculations at $B = 0$) for a 30-nm-wide QW is shown as an inset. The electron layer thickness (\tilde{w}) is defined as the standard deviation of the charge distribution from its center. The cartoon to the right of the charge distribution depicts a two-flux CF in an electron layer with finite thickness. (b) R_{xx} vs B traces near $\nu = 7/15$ for S_{30} , at different temperatures: $T \simeq 99, 143,$ and 248 mK. The variables involved in the Dingle analysis, R_{\max} and R_{\min} , are marked with black circles. (c), (d) Plots of $\Delta R/(R_0 T)$ vs T , and the fits to the Dingle expression to extract m_{CF} at $\nu = 7/15$ for S_{30} and S_{70} . The deduced m_{CF} are 0.66 and 1.22 for S_{30} and S_{70} .

1) as marked in Fig. 1(a). The parameter p is the Λ -level filling factor for CFs [1,3,4]. We find R_{xx} minima up to $\nu = 10/21$ and $10/19$ ($p = +10$ and -10), highlighting the very high quality of our 2DES. The sequence of high-order FQHSs, e.g., $\nu = 10/21-8/17$ and $10/19-8/15$, appear as resistance oscillations emanating from $\nu = 1/2$. Further away from $\nu = 1/2$, well-developed FQHSs show vanishingly small R_{xx} . The trace in Fig. 1(a) has a striking resemblance to the Shubnikov-de Haas resistance oscillations and integer QHSs emerging from a Fermi sea (of CFs) around zero effective magnetic field, where $B_{\text{eff}} = B - B_{1/2}$ [7]. These experimental signatures are in accordance with the well-established theory of CFs [1–4] that treats the FQHSs of electrons as the integer QHSs of CFs. Within the CF picture, the energy gap for a given FQHS is the CF cyclotron energy $\hbar\omega_{\text{CF}} = \hbar e B_{\text{eff}}/m_{\text{CF}}$.

We employ the standard procedure used to measure the effective mass of electrons near $B = 0$ [33,34] to quantitatively deduce m_{CF} around $\nu = 1/2$. This entails an analysis of the temperature dependence of the amplitude of resistance oscillations at specific fractional ν using the Dingle

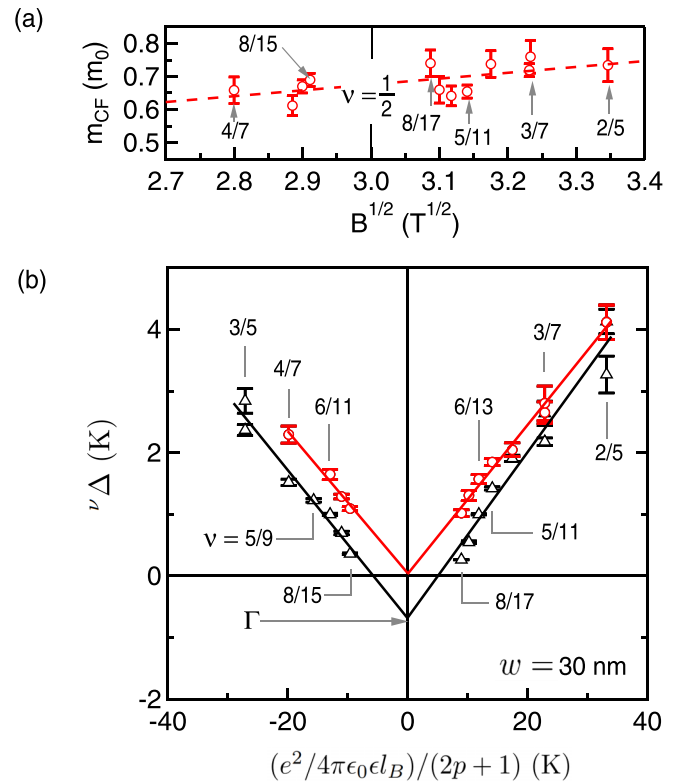


FIG. 2. (a) CF effective mass m_{CF} vs $B^{1/2}$ for a S_{30} . The open circles represent m_{CF} determined from a Dingle analysis at FQHS fillings. The dashed line is a fit through the data points. (b) Black triangles are the energy gaps $\nu \Delta$, measured from Arrhenius plots of R_{xx} vs $1/T$ [28]. They are shown as a function of $(e^2/4\pi\epsilon_0\epsilon l_B)/(2p+1)$, where $\nu = p/(2p+1)$. The black lines are linear fits to the black data points. The open red circles are $\nu \Delta$ deduced from the cyclotron energy of CFs, $\hbar\omega_{\text{CF}} = \hbar e B_{\text{eff}}/m_{\text{CF}}$, where we use the values of m_{CF} shown in (a). The red lines are linear fits to the open circles.

expression [33,34] $\Delta R/R_0 = 4 \exp(-\pi/\omega_{\text{CF}}\tau_q)[\xi/\sinh(\xi)]$. The factor $\xi/\sinh(\xi)$ represents the T -induced damping, where $\xi = 2\pi^2 k_B T/\hbar\omega_{\text{CF}}$, and τ_q is the CF quantum lifetime. Other relevant parameters are defined as $\Delta R = (R_{\max} - R_{\min})$ and $R_0 = (R_{\max} + R_{\min})/2$; see Fig. 1(b) for the definition of R_{\max} and R_{\min} . The Dingle analysis of the FQHSs near $\nu = 1/2$ has been successfully implemented in numerous studies [11–15,19] to obtain m_{CF} .

Figures 1(b)–1(d) present the Dingle analysis applied to the resistance oscillations around $\nu = 7/15$ for S_{30} and S_{70} . The trace in Fig. 1(b) shows the temperature dependence of R_{xx} . We plot $\Delta R/(R_0 T)$ vs T on a semilog plot in Figs. 1(c) and 1(d), and fit the data to the Dingle expression to determine m_{CF} . The derived masses for S_{30} and S_{70} are $m_{\text{CF}} = 0.66$ and 1.22, in units of free electron mass m_0 which we will use throughout this Letter. The mass is larger for the wider QW, as a direct consequence of the softening of the short-range Coulomb interaction for a thicker electron layer [35]. Note that in our experiments the density is kept fixed while w changes for different samples.

In Fig. 2(a), m_{CF} measured from Dingle analysis are shown as open circles at many ν as a function of $B^{1/2}$ for S_{30} . Our measured m_{CF} are about 10–20 times larger than the electrons'

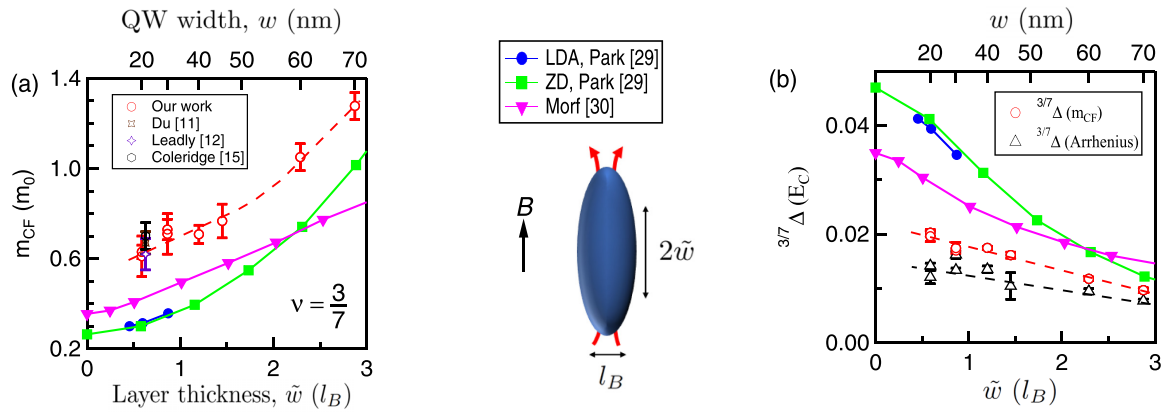


FIG. 3. (a) Red circles: Measured m_{CF} vs electron layer thickness \tilde{w} for $\nu = 3/7$. The data show that m_{CF} increases for larger \tilde{w} . We have added three extra experimentally measured m_{CF} , as open brown, purple, and black symbols from Refs. [11,12,15], respectively. The blue, green, and magenta solid symbols represent m_{CF} derived from equating the theoretical energy gaps calculated in Refs. [29,30] to the CF cyclotron gap. The calculations in Ref. [29] are based on the local density approximation (LDA) and the Zhang–Das Sarma (ZD) potentials. (b) Open symbols: Energy gaps ${}^{3/7}\Delta$ vs \tilde{w} for $\nu = 3/7$. The open red symbols are ${}^{3/7}\Delta$ obtained by converting our measured m_{CF} to energy gaps, and the open black triangles are ${}^{3/7}\Delta$ measured from Arrhenius plots of R_{xx} minimum vs $1/T$ [28]. The dashed lines are linear fits to the data points. The solid symbols are the theoretically calculated ${}^{3/7}\Delta$ from Refs. [29,30]. The cartoon between the panels represents a two-flux CF with thickness $2\tilde{w}$.

effective band mass ($m_b = 0.067$) in GaAs. Despite some scatter, the m_{CF} data points follow an approximately linear trend as a function of $B^{1/2}$ [dashed line in Fig. 2(a)], in accordance with the expected dependence of m_{CF} on the Coulomb energy $E_C = e^2/4\pi\epsilon_0\epsilon l_B \propto B^{1/2}$, where $l_B = \sqrt{\hbar/eB}$ is the magnetic length and ϵ is the dielectric constant ($\epsilon = 13$ for GaAs) [2]. In the SM [32], we report additional data for S_{60} and S_{70} .

Before summarizing our measured m_{CF} for different samples and comparing them to the results of the calculations, we would like to demonstrate that the measured m_{CF} are not affected by disorder. For an ideal 2DES, the energy gaps ($\nu\Delta$) for the FQHSs are expected to scale as $\nu\Delta = (C/|2p+1|)(e^2/4\pi\epsilon_0\epsilon l_B)$ [2,3], where $C \simeq 0.3$ and $\nu = p/(2p+1)$. Figure 2(b) displays $\nu\Delta$ vs $(e^2/4\pi\epsilon_0\epsilon l_B)/(2p+1)$ (black symbols) measured for sample S_{30} for ν up to $8/17$ and $8/15$ using two different techniques. The black triangles represent $\nu\Delta$ determined from the standard procedure of making Arrhenius plots of R_{xx} minimum as a function of temperature and fitting the data to $R_{xx} \propto \exp(-\nu\Delta/2T)$ [7,13,25,28,36,37]. In Fig. 2(b), we also show black lines representing fits to the measured gaps. The magnitude of the negative intercepts of these lines with the y axis provides an estimate of the phenomenological disorder parameter Γ based on the assumption that disorder reduces the gaps for different FQHSs by a fixed amount equal to Γ [7,13,25,28]. For the data of Fig. 2(b), we find $\Gamma = (0.7 \pm 0.2)$ K.

In Fig. 2(b), using red open circles, we also plot values for $\nu\Delta$ deduced from our measured m_{CF} [Fig. 2(a)] and using the expression $\nu\Delta = \hbar\omega_{CF} = \hbar eB_{eff}/m_{CF}$. The red lines, which are fits to the gaps deduced from m_{CF} , intercept the y axis at (0.04 ± 0.13) K, i.e., effectively at zero. (In the SM we present similar plots for S_{60} and S_{70} showing essentially the same behavior as in Fig. 2. The nearly zero value of the intercept suggests that the measured m_{CF} in our samples are insensitive to disorder. A similar conclusion was reached by

Du *et al.* [14] from an analysis of the FQHSs' energy gaps and m_{CF} .)

Figure 3(a) highlights the first main finding of our study: It displays the dependence of the measured m_{CF} (red open circles) on electron layer thickness (\tilde{w}). We focus here on data at $\nu = 3/7$ as a representative filling factor; data at other fillings are included in the SM [32]. We have chosen to focus on $\nu = 3/7$ because (i) it is relatively far from $\nu = 1/2$ near which there is an apparent divergence of m_{CF} , (ii) the resistance oscillation surrounding $\nu = 3/7$ is well behaved, and (iii) there is available theoretical data as we discuss below. Note that \tilde{w} in Fig. 3 is given in units of the magnetic length l_B . We use a Schrödinger-Poisson solver [38] to calculate the charge distribution in a QW self-consistently at $B = 0$, and define \tilde{w} as the standard deviation of the charge distribution from its center. The charge distribution for S_{30} is shown in the inset of Fig. 1(a). As seen in Fig. 3(a), the measured m_{CF} increases with increasing \tilde{w} , manifesting the weakening of the Coulomb interaction in samples with larger \tilde{w} .

In Fig. 3(a), we have also included data points from three previous studies which reported m_{CF} from Dingle analysis [11,12,15,39]. These studies used 2DESs confined to GaAs/AlGaAs heterojunctions. To determine \tilde{w} for the 2DESs in these samples, we used a Fang-Howard wave function [35]. In Fig. 3(a) the data points from Refs. [11,12,15] are clearly consistent with our results. Given that the sample of Ref. [15] has about twice smaller mobility than our S_{20} sample, the consistency seen in Fig. 3(a) provides additional evidence that disorder is playing a minimal role in affecting the measured m_{CF} . We would like to emphasize that the disorder independence of the effective mass deduced from the Dingle analysis has also been reported for *electrons* (near $B = 0$) in numerous studies [40–42]. There is also theoretical justification [34] that, at least for certain disorder broadening of the LLs, the two factors in the Dingle expression, $\exp(-\pi/\omega_{CF}\tau_q)$ and $\xi/\sinh(\xi)$, are disentangled, so that a

plot of the T -dependent damping of the magnetoresistance oscillations based on the $\xi / \sinh(\xi)$ factor [see, e.g., Figs. 1(c) and 1(d)] would yield a mass that is independent of disorder.

Next, we focus on the second main contribution of our work, namely a comparison of our measured m_{CF} to the results of available theoretical calculations that account for \tilde{w} . Park *et al.* [29] calculated the energy gaps (Δ) of high-order FQHSs for 2DESs confined to $w = 15$ -, 20-, and 30-nm-wide GaAs QWs using two models: local density approximation (LDA), and the Zhang–Das Sarma (ZD) model interaction [35]. The CF mass can be deduced by equating the theoretically calculated Δ to the cyclotron energy, $\Delta = \hbar e B_{\text{eff}} / m_{\text{CF}}$. We plot m_{CF} obtained as such using solid blue circles and green squares in Fig. 3(a) for the LDA and ZD interactions, respectively. Using exact diagonalization techniques, Morf *et al.* [30] also calculated Δ as a function of \tilde{w} ; we include m_{CF} deduced from their Δ in Fig. 3(a) by solid magenta triangles. It is clear in Fig. 3(a) that there are major discrepancies between the measured and calculated m_{CF} in the entire range of \tilde{w} . Since m_{CF} should not be affected by disorder, this discrepancy is particularly surprising.

For the sake of completeness, in Fig. 3(b) we show $^{3/7} \Delta$ calculated in Refs. [29,30] for $\nu = 3/7$ vs \tilde{w} (solid symbols), as well as $^{3/7} \Delta$ we obtain by converting our measured m_{CF} to energy gaps (open circles). As anticipated from Fig. 3(a), all $^{3/7} \Delta$ gaps decrease with increasing \tilde{w} . In Fig. 3(b) we also show the $\nu = 3/7$ energy gaps directly measured in our experiments from the Arrhenius plots of R_{xx} minimum vs $1/T$. The values for these directly measured $^{3/7} \Delta$ are the lowest and have a large scatter, likely reflecting the role of disorder in their determination. The $^{3/7} \Delta$ deduced from the experimentally measured m_{CF} (open circles) are larger and have less scatter. Nevertheless, they too fall below the calculated gaps (solid symbols), especially at small \tilde{w} . It is worth mentioning that the energy gaps measured (via Arrhenius plots) for the $\nu = 1/3$ FQHS also exhibit the largest discrepancy with the theoretical values at smallest \tilde{w} [28].

A few remarks are in order. First, it is worth emphasizing that the results presented here are complementary to the energy gap measurements (through Arrhenius plots) reported previously [7,25,28]. The dependence of the gap on layer thickness reported in Ref. [28], e.g., was primarily for the strongest FQHSs at $\nu = 1/3$ and $2/3$. In our work here we focus on m_{CF} for higher-order FQHSs. Indeed, in our ultrahigh quality 2DESs, it is not possible to reliably determine m_{CF} for the $1/3$ and $2/3$ FQHSs because the resistance oscillations on their flanks deviate from the expected sinusoidal form, thus rendering the application of the Dingle analysis problematic [11,14]. Second, in some samples, the measured m_{CF} exhibit

an apparent divergence for the highest-order FQHSs as $\nu = 1/2$ is approached [see, e.g., Fig. S2(a) of the SM [32] for the 70-nm-wide QW sample]. The origin of this anomalous divergence, which has also been reported before [13–15], remains a mystery. It is important to note that the filling factor ($\nu = 3/7$) for which we present data in Fig. 3 is relatively far from $\nu = 1/2$ to avoid the divergence complication [Figs. 2(a) and S2(a)]. Third, in the SM [32], we present data at three additional fillings, $\nu = 4/9, 5/11$, and $4/7$ which are also outside the divergence region. The conclusions described above, namely the strong increase of m_{CF} with increasing layer thickness and the discrepancy with the calculated values, also apply to data at these fillings.

We close by emphasizing that our reported m_{CF} provide an ideal set of data for comparison with calculations, as they do not depend on disorder. The significant discrepancy between our measured m_{CF} and available calculations is puzzling. It is tempting to attribute the discrepancy to the fact that the calculations did not include the role of LL mixing [43]. Indeed, it is known that, at least for the principal FQHSs such as those at $\nu = 1/3$ and $1/5$, such mixing would lower the FQHS energy gaps and thus raise m_{CF} [28,44–47]. This could lead to a better agreement between the experimental data and calculations. However, it is worth mentioning that some recent calculations conclude that, surprisingly, including LL mixing might in fact *lower* m_{CF} [48]. We hope that future calculations that more rigorously take into account the role of both electron layer thickness and LL mixing for high-order FQHSs would settle the discrepancies, and perhaps even explain the apparent divergence of m_{CF} near $\nu = 1/2$ [49].

We acknowledge support by the National Science Foundation (NSF) Grant No. DMR 2104771 for measurements. For sample characterization, we acknowledge support by the U.S. Department of Energy Basic Energy Sciences (Grant No. DEFG02-00-ER45841) and, for sample synthesis, NSF Grants No. ECCS 1906253 and MRSEC No. DMR 2011750, the Eric and Wendy Schmidt Transformative Technology Fund, and the Gordon and Betty Moore Foundation’s EPiQS Initiative (Grant No. GBMF9615 to L.N.P.). This research is funded in part by QuantEmX Travel Grants from the Institute for Complex Adaptive Matter. A portion of this work was performed at the National High Magnetic Field Laboratory (NHMFL), which is supported by National Science Foundation Cooperative Agreement No. DMR-1644779 and the state of Florida. We thank S. Hannahs, T. Murphy, A. Bangura, G. Jones, and E. Green at NHMFL for technical support. We also thank J. K. Jain and R. Winkler for illuminating discussions.

-
- [1] J. K. Jain, Composite-Fermion Approach for the Fractional Quantum Hall Effect, *Phys. Rev. Lett.* **63**, 199 (1989).
 [2] B. I. Halperin, P. A. Lee, and N. Read, Theory of the half-filled Landau level, *Phys. Rev. B* **47**, 7312 (1993).
 [3] J. K. Jain, *Composite Fermions* (Cambridge University Press, Cambridge, UK, 2007).

- [4] J. K. Jain, Thirty years of composite fermions and beyond, in *Fractional Quantum Hall Effects: New Developments*, edited by B. I. Halperin and J. K. Jain (World Scientific, Singapore, 2020), pp. 1–78.
 [5] M. Shayegan, Probing composite fermions near half-filled Landau levels, in *Fractional Quantum Hall Effects: New Developments* (Ref. [4]), pp. 133–181.

- [6] D. C. Tsui, H. L. Stormer, and A. C. Gossard, Two-Dimensional Magnetotransport in the Extreme Quantum Limit, *Phys. Rev. Lett.* **48**, 1559 (1982).
- [7] R. R. Du, H. L. Stormer, D. C. Tsui, L. N. Pfeiffer, and K. W. West, Experimental Evidence for New Particles in the Fractional Quantum Hall Effect, *Phys. Rev. Lett.* **70**, 2944 (1993).
- [8] W. Kang, H. L. Stormer, L. N. Pfeiffer, K. W. Baldwin, and K. W. West, How Real are Composite Fermions? *Phys. Rev. Lett.* **71**, 3850 (1993).
- [9] R. L. Willett, R. R. Luel, K. W. West, and L. N. Pfeiffer, Experimental Demonstration of a Fermi Surface at One-Half Filling of the Lowest Landau Level, *Phys. Rev. Lett.* **71**, 3846 (1993).
- [10] V. J. Goldman, B. Su, and J. K. Jain, Detection of Composite Fermions by Magnetic Focusing, *Phys. Rev. Lett.* **72**, 2065 (1994).
- [11] R. R. Du, H. L. Stormer, D. C. Tsui, L. N. Pfeiffer, and K. W. West, Shubnikov–de Haas oscillations around $\nu = 1/2$ Landau level filling factor, *Solid State Commun.* **90**, 71 (1994).
- [12] D. R. Leadley, R. J. Nicholas, C. T. Foxon, and J. J. Harris, Measurements of the Effective Mass and Scattering Times of Composite Fermions from Magnetotransport Analysis, *Phys. Rev. Lett.* **72**, 1906 (1994).
- [13] H. C. Manoharan, M. Shayegan, and S. J. Keppeler, Signature of a Novel Fermi Liquid in a Two-Dimensional Composite Particle Metal, *Phys. Rev. Lett.* **73**, 3270 (1994).
- [14] R. R. Du, H. L. Stormer, D. C. Tsui, A. S. Yeh, L. N. Pfeiffer, and K. W. West, Drastic Enhancement of Composite Fermion Mass near Landau Level Filling $\nu = 1/2$, *Phys. Rev. Lett.* **73**, 3274 (1994).
- [15] P. T. Coleridge, Z. W. Wasilewski, P. Zawadzki, A. S. Sachrajda, and H. A. Carmona, Composite-fermion effective masses, *Phys. Rev. B* **52**, R11603(R) (1995).
- [16] J. H. Smet, S. Jobst, K. von Klitzing, D. Weiss, W. Wegscheider, and V. Umansky, Commensurate Composite Fermions in Weak Periodic Electrostatic Potentials: Direct Evidence of a Periodic Effective Magnetic Field, *Phys. Rev. Lett.* **83**, 2620 (1999).
- [17] R. L. Willett, K. W. West, and L. N. Pfeiffer, Geometric Resonance of Composite Fermion Cyclotron Orbits with a Fictitious Magnetic Field Modulation, *Phys. Rev. Lett.* **83**, 2624 (1999).
- [18] T. Gokmen, M. Padmanabhan, and M. Shayegan, Transference of transport anisotropy to composite fermions, *Nat. Phys.* **6**, 621 (2010).
- [19] D. Maryenko, J. Falson, Y. Kozuka, A. Tsukazaki, M. Onoda, H. Aoki, and M. Kawasaki, Temperature-Dependent Magnetotransport around $\nu = 1/2$ in ZnO Heterostructures, *Phys. Rev. Lett.* **108**, 186803 (2012).
- [20] D. Kamburov, Y. Liu, M. Shayegan, L. N. Pfeiffer, K. W. West, and K. W. Baldwin, Composite Fermions with Tunable Fermi Contour Anisotropy, *Phys. Rev. Lett.* **110**, 206801 (2013).
- [21] D. Kamburov, Y. Liu, M. A. Mueed, M. Shayegan, L. N. Pfeiffer, K. W. West, and K. W. Baldwin, What Determines the Fermi Wave Vector of Composite Fermions? *Phys. Rev. Lett.* **113**, 196801 (2014).
- [22] H. Deng, Y. Liu, I. Jo, L. N. Pfeiffer, K. W. West, K. W. Baldwin, and M. Shayegan, Commensurability Oscillations of Composite Fermions Induced by the Periodic Potential of a Wigner Crystal, *Phys. Rev. Lett.* **117**, 096601 (2016).
- [23] I. Jo, H. Deng, Y. Liu, L. N. Pfeiffer, K. W. West, K. W. Baldwin, and M. Shayegan, Cyclotron Orbits of Composite Fermions in the Fractional Quantum Hall Regime, *Phys. Rev. Lett.* **120**, 016802 (2018).
- [24] Md. S. Hossain, M. A. Mueed, M. K. Ma, K. A. Villegas Rosales, Y. J. Chung, L. N. Pfeiffer, K. W. West, K. W. Baldwin, and M. Shayegan, Precise Experimental Test of the Luttinger Theorem and Particle-Hole Symmetry for a Strongly Correlated Fermionic System, *Phys. Rev. Lett.* **125**, 046601 (2020).
- [25] W. Pan, W. Kang, M. Lilly, J. Reno, K. Baldwin, K. West, L. Pfeiffer, and D. Tsui, Particle-Hole Symmetry and the Fractional Quantum Hall Effect in the Lowest Landau Level, *Phys. Rev. Lett.* **124**, 156801 (2020).
- [26] Md. S. Hossain, T. Zhao, S. Pu, M. A. Mueed, M. K. Ma, K. A. Villegas Rosales, Y. J. Chung, L. N. Pfeiffer, K. W. West, K. W. Baldwin, J. K. Jain, and M. Shayegan, Bloch ferromagnetism of composite fermions, *Nat. Phys.* **17**, 48 (2021).
- [27] Y. J. Chung, K. A. Villegas Rosales, K. W. Baldwin, P. T. Madathil, K. W. West, M. Shayegan, and L. N. Pfeiffer, Ultra-high-quality two-dimensional electron systems, *Nat. Mater.* **20**, 632 (2021).
- [28] K. A. Villegas Rosales, P. T. Madathil, Y. J. Chung, L. N. Pfeiffer, K. W. West, K. W. Baldwin, and M. Shayegan, Fractional Quantum Hall Effect Energy Gaps: Role of Electron Layer Thickness, *Phys. Rev. Lett.* **127**, 056801 (2021).
- [29] K. Park, N. Meskini, and J. K. Jain, Activation gaps for the fractional quantum Hall effect: Realistic treatment of transverse thickness, *J. Phys.: Condens. Matter* **11**, 7283 (1999).
- [30] R. H. Morf, N. d’Ambrumenil, and S. Das Sarma, Excitation gaps in fractional quantum Hall states: An exact diagonalization study, *Phys. Rev. B* **66**, 075408 (2002).
- [31] Y. J. Chung, K. A. Villegas Rosales, K. W. Baldwin, K. W. West, M. Shayegan, and L. N. Pfeiffer, Working principles of doping-well structures for high-mobility two-dimensional electron systems, *Phys. Rev. Materials* **4**, 044003 (2020).
- [32] See Supplemental Material at <http://link.aps.org/supplemental/10.1103/PhysRevB.106.L041301> for m_{CF} , energy gaps deduced from m_{CF} , and plots to determine the CF quantum lifetime for other samples.
- [33] R. B. Dingle, Some magnetic properties of metals. II. The influence of collisions on the magnetic behaviour of large systems, *Proc. R. Soc. London, Ser. A* **211**, 517 (1952).
- [34] D. Shoenberg, *Magnetic Oscillations in Metals* (Cambridge University Press, Cambridge, UK, 1984).
- [35] F. C. Zhang and S. Das Sarma, Excitation gap in the fractional quantum Hall effect: Finite layer thickness corrections, *Phys. Rev. B* **33**, 2903 (1986).
- [36] G. S. Boebinger, A. M. Chang, H. L. Stormer, and D. C. Tsui, Magnetic Field Dependence of Activation Energies in the Fractional Quantum Hall Effect, *Phys. Rev. Lett.* **55**, 1606 (1985).
- [37] R. L. Willett, H. L. Stormer, D. C. Tsui, and J. H. English, Quantitative experimental test for the theoretical gap energies in the fractional quantum Hall effect, *Phys. Rev. B* **37**, 8476(R) (1988).
- [38] R. Martin, 2D Schrödinger-Poisson solver AQUILA, Library Catalog: www.mathworks.com.
- [39] In the plot of Fig. 3(a), the density of the 2DES used in Ref. [11] is $1.1 \times 10^{11} \text{ cm}^{-2}$, the same as in our samples. The samples in Refs. [12,15] have slightly larger densities of 1.27×10^{11} and $1.20 \times 10^{11} \text{ cm}^{-2}$, respectively. We divided their measured m_{CF} by $(1.1/1.27)^{1/2}$ and $(1.1/1.20)^{1/2}$ to account for the difference in densities.

- [40] Y.-W. Tan, J. Zhu, H. L. Stormer, L. N. Pfeiffer, K. W. Baldwin, and K. W. West, Measurements of the Density-Dependent Many-Body Electron Mass in Two Dimensional GaAs/AlGaAs Heterostructures, *Phys. Rev. Lett.* **94**, 016405 (2005).
- [41] A. A. Shashkin, A. A. Kapustin, E. V. Deviatov, V. T. Dolgoplov, and Z. D. Kvon, Strongly enhanced effective mass in dilute two-dimensional electron systems: System-independent origin, *Phys. Rev. B* **76**, 241302(R) (2007).
- [42] M. Yu. Melnikov, A. A. Shashkin, V. T. Dolgoplov, S. V. Kravchenko, S.-H. Huang, and C. W. Liu, Effective electron mass in high-mobility SiGe/Si/SiGe quantum wells, *JETP Lett.* **100**, 114 (2014).
- [43] In our samples, the LL mixing parameter defined as the ratio of Coulomb to cyclotron energies is 0.83 at $\nu = 1/2$.
- [44] V. Melik-Alaverdian and N. E. Bonesteel, Composite fermions and Landau-level mixing in the fractional quantum Hall effect, *Phys. Rev. B* **52**, R17032(R) (1995).
- [45] D. Yoshioka, Effect of the Landau level mixing on the ground state of two-dimensional electrons, *J. Phys. Soc. Jpn.* **53**, 3740 (1984).
- [46] D. Yoshioka, Effect of higher Landau levels on the excitation spectrum of the ground state of 2D electrons, *Surf. Sci.* **170**, 125 (1986).
- [47] G. J. Sreejith, Y. Zhang, and J. K. Jain, Surprising robustness of particle-hole symmetry for composite-fermion liquids, *Phys. Rev. B* **96**, 125149 (2017).
- [48] E. Palacios and M. Peterson, Composite fermion mass enhancement and particle-hole symmetry of fractional quantum Hall states in the lowest Landau level under realistic conditions, *Phys. Rev. B* **104**, 125310 (2021).
- [49] For future comparison of our measured m_{CF} with new theoretical results, in the SM we also tabulate all our measured m_{CF} at different fillings and QW widths.