




Research Article

Antarctica as a ‘natural laboratory’ for the critical assessment of the archaeological validity of early stone tool sites

Metin I. Eren^{1,2,*} , Michelle R. Bebber¹, Briggs Buchanan³, Anne Grunow⁴, Alastair Key^{5,*}, Stephen J. Lycett⁶, Erica Maletic⁴ & Teal R. Riley⁷

¹ Department of Anthropology, Kent State University, Kent, USA

² Department of Archaeology, Cleveland Museum of Natural History, USA

³ Department of Anthropology, University of Tulsa, USA

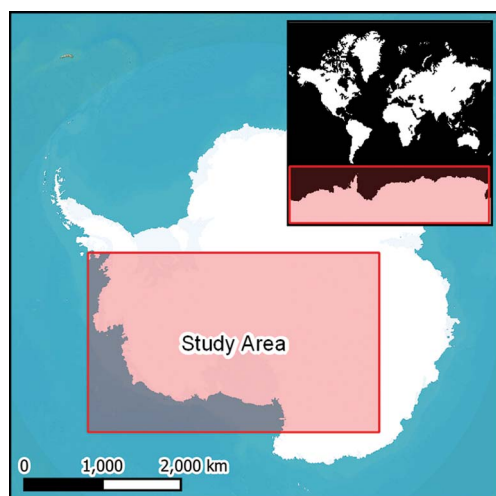
⁴ Polar Rock Repository, Byrd Polar and Climate Research Center, Ohio State University, Columbus, USA

⁵ Department of Archaeology, University of Cambridge, UK

⁶ Department of Anthropology, University at Buffalo, USA

⁷ British Antarctic Survey, Cambridge, UK

* Authors for correspondence ✉ meren@kent.edu & ak2389@cam.ac.uk



Lithic technologies dominate understanding of early humans, yet natural processes can fracture rock in ways that resemble artefacts made by *Homo sapiens* and other primates. Differentiating between fractures made by natural processes and primates is important for assessing the validity of early and controversial archaeological sites. Rather than depend on expert authority or intuition, the authors propose a null model of conchoidally fractured Antarctic rocks. As no primates have ever occupied the continent, Antarctica offers a laboratory for generating samples that could only have been naturally fractured. Examples that resemble artefacts produced by primates illustrate the potential of ‘archaeological’ research in Antarctica for the evaluation of hominin sites worldwide.

Keywords: Antarctica, Pleistocene, lithic technologies, conchoidal fracture, archaeological knowledge production

Introduction

For at least three million years, extinct species of hominins and *Homo sapiens* made tools using various types of rock that fracture conchoidally, for example, flint, obsidian and basalt (Harmand *et al.* 2015). There is also evidence to suggest that both living and past non-human

Received: 16 May 2022; Revised: 6 August 2022; Accepted: 17 August 2022

© The Author(s), 2023. Published by Cambridge University Press on behalf of Antiquity Publications Ltd. This is an Open Access article, distributed under the terms of the Creative Commons Attribution licence (<https://creativecommons.org/licenses/by/4.0/>), which permits unrestricted re-use, distribution, and reproduction in any medium, provided the original work is properly cited.

primates can exhibit behaviours that might lead to rock fracture (Mercader *et al.* 2002; Proffitt *et al.* 2016; Falótico *et al.* 2019). Natural processes, however, can also fracture or alter rock and have been doing so for far longer than hominins and primates (Warren 1914; Barnes 1939; Hiscock 1985; Pevny 2012; Andrefsky, Jr. 2013). Such processes include fluvial and glacial actions, falls and landslides, temperature extremes, animal trampling and sediment consolidation (Eren *et al.* 2010; Andrefsky, Jr. 2013). The comparison of primate-made stone tools and naturally fractured rocks demonstrates potential similarities or overlap in some morphological and technological elements (Figure 1). This is because certain elements associated with primate-made stone tools can also occur in naturally fractured rocks. These include: flake morphology; percussion bulbs; distal termination types; platform types; platform angles; sharp edges; regularised or continuous retouch; ‘patterned’ or ‘intentional’ flaking; and size, shape and spatial patterning (Manninen 2007; Eren *et al.* 2011; Andrefsky 2013; Borrazzo 2016, 2020; Borrero 2016). Moreover, elements associated with naturally fractured rocks, such as natural cleavage planes, frost-fracturing, physical and chemical weathering, post-depositional damage and natural transport processes, can also characterise or affect primate-made stone tools or assemblages (Borrazzo 2016). Such overlap can become even more challenging to differentiate when knappers take advantage of features such as natural platforms or naturally formed acute angles to initiate intentional fracture, or, alternatively, where natural processes modify a primate-made stone tool assemblage (Manninen 2007: 77; Andrefsky, Jr. 2013).

This overlap in the morphological and technological elements of hominin-induced and natural conchoidal fracture creates an identification problem. Differentiation is especially challenging when seeking to identify the earliest occupations of regions by stone tool-using hominins, because such stone artefacts may be low in frequency, crude in form, found in equivocal contexts, or lack other associated artefactual data, leading to potential ambiguity as to hominin agency (Meltzer 1994; Dennell & Hurcombe 1995; Bar-Yosef & Belfer-Cohen 2001). This issue is critical, since such early occurrences are inevitably chronologically ‘anomalous’ with respect to other regional data. At best, this creates potential controversy (e.g. Dennell & Hurcombe 1995; Driver 2001a; Gillespie *et al.* 2004; Gao *et al.* 2005; Sur-ovell *et al.* 2022) and, at worst, could lead to a Type I error (i.e. falsely accepting a result as positive when it is actually negative), resulting in the construction of false knowledge within the field.

To distinguish between naturally occurring and hominin-induced conchoidal fractures, archaeologists often rely on expert authority, experience or intuition to determine whether or not a stone object is an artefact (Driver 2001b; Gillespie *et al.* 2004; O’Connor 2007; Meltzer 2015; Borrero 2016; Boehm & Anderson 2021). In some cases, the archaeological validity of an artefact or assemblage of artefacts is determined by the consensus of several experts. One of the reasons that we must currently rely on authority, experience, intuition and consensus to determine archaeological validity is that, in some cases, we do not have a realistic understanding of how many elements are shared between primate-made and naturally fractured assemblages. There have been numerous experiments that illustrate how natural processes can produce specimens that appear to be primate-made (e.g. Warren 1914; McPherron *et al.* 2014; Borrazzo 2016, 2020), and these serve as an important reservoir of interpretative cautionary tales. No experiment, however, can replicate reality with exact

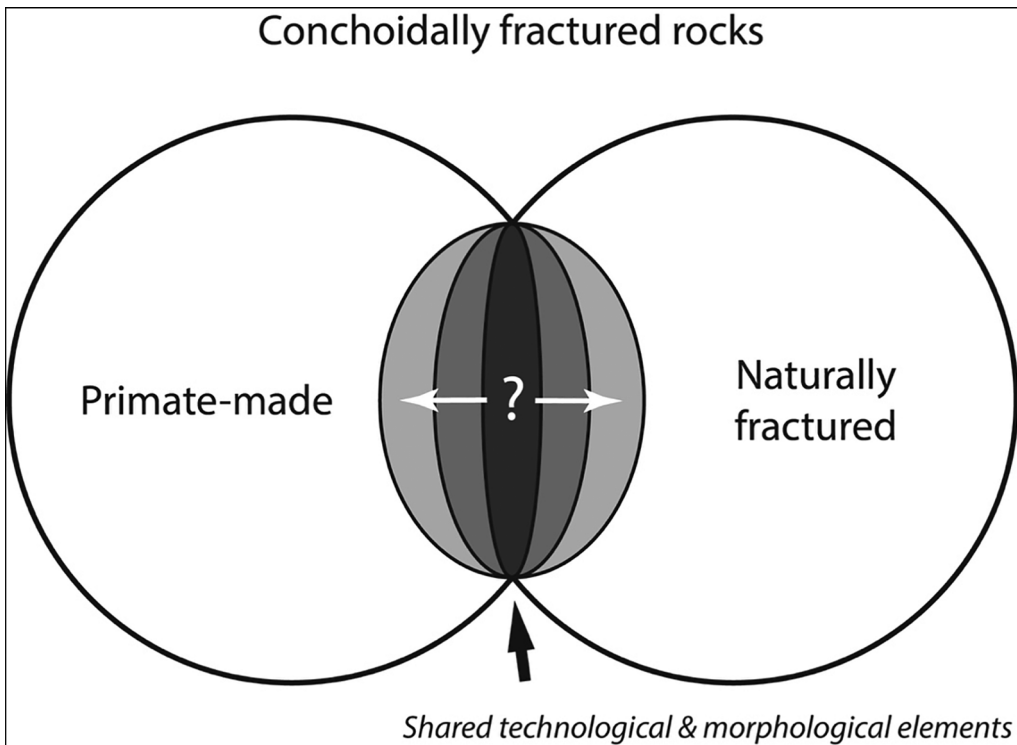


Figure 1. There is overlap in technological and morphological elements between primate-made and naturally fractured rocks, but how much overlap is currently poorly understood (figure produced by M.I. Eren and S.J. Lycett).

precision, and an experiment's relationship to the parameters of direct interest (i.e. the natural world) requires specific assumptions and inferences (Lycett & Eren 2013: 526).

In particular, there are three unavoidable drawbacks to lithic experiments in terms of their application to our understanding of how many elements are shared between primate-made and naturally fractured assemblages. First, while an experiment can demonstrate how a specific natural process can create specimens that appear to be primate-made, it cannot demonstrate how frequently such an event occurred in the past. Consider, for example, animal trampling. Numerous experiments have demonstrated that trampling can produce 'knapped' flakes with sharp edges (e.g. Warren 1914; Lopinot & Ray 2007; Domínguez-Solera *et al.* 2021), 'retouched' tools (e.g. McBrearty *et al.* 1998; Pargeter & Bradfield 2012), and 'bend-break' fractures (e.g. Warren 1914; Eren *et al.* 2011; Jennings 2011; Andrefsky, Jr. 2013). But how often, in reality, did animals walk over blocks of stone and create a lithic scatter? This question is not one an experiment can answer, because all experiments are, by their nature, somewhat contrived (Lycett & Eren 2013: 527). A second unavoidable drawback to lithic experiments is that some natural processes may be difficult, or even impossible, to replicate. For instance, it is currently unclear how an experiment could convincingly replicate the effect of glacial activity on rocks that possess conchoidal fracture properties. The third drawback is the short time duration of lithic experiments relative to singular, or multiple, natural processes that may occur over decades, centuries, millennia, or even longer.

These three drawbacks highlight the need for a sustained field research programme that complements experimental efforts (e.g. Eren & Bebbler 2019; Magnani 2019a, 2019b; Borrazzo 2020) by investigating what natural processes do to conchoidally fracturing rocks outside of the laboratory. In other words, archaeological research would benefit tremendously from the development of a null model of conchoidally fractured rocks that developed entirely from natural processes, against which potential archaeological samples could be compared. Such a model should not only include quantitative and qualitative information on morphological (e.g. size and shape), technological (e.g. flake scar counts and patterning) and raw material (e.g. chert, obsidian, limestone) attributes of conchoidally fractured specimens, but also specimen frequency and density at particular geographical locales, the context of specimens (e.g. cave, coastline) and their distribution across broader landscapes.

Unfortunately, the global distribution of primates means that archaeologists cannot exclude the possibility that what they believe to be naturally fractured rocks were, in fact, produced by living or extinct primates. As such, in most regions of the world, the construction of a null model based on a long-term field research programme would depend on the authority, experience and intuition of lithic experts to determine which specimens or locales to include or exclude as ‘natural’. Given that the sole purpose of the proposed null model is to eliminate authority, experience and intuition in such determinations, the inherent circularity of this situation should be readily apparent. Consequently, archaeologists need a primate-free ‘natural laboratory’ from which a null model of naturally fractured rocks can be constructed. Here, we propose that Antarctica can act as such a natural laboratory, because no hominin or non-human primate has ever occupied the continent. As proof of concept, we present a series of Antarctic rock specimens that exhibit conchoidal fracture and, which if found anywhere beyond ‘the ice’, could easily be mistaken for stone artefacts produced by hominins—even *Homo sapiens*.

Conchoidally fractured rocks from Antarctica

The Polar Rock Repository (<https://prr.osu.edu/>) in Columbus, Ohio, forms part of the Byrd Polar and Climate Research Center of The Ohio State University. As of March 2022, it curates nearly 59 000 rock samples from Antarctica, the southern oceans, and South America, as well as small collections from Africa and Australia. Using the Center’s searchable online database, we requested samples of raw materials, such as chert, basalt and obsidian, commonly used by primates to make stone tools. Upon visual inspection of the samples at the Polar Rock Repository, we quickly identified several dozen that could easily be miscategorised as primate-produced, of which we present 14 here (see Figure 2 and Table 1; see also the online supplementary material (OSM)). We limit our presentation to these 14 out of an abundance of caution; unlike some other specimens we examined, the selected samples show no recent marks, such as those that could be produced by a modern geological hammer. The set of 14 conchoidally fractured rocks, collected from numerous locations across Antarctica (Figure 3), comprises a variety of forms, including those that could be mistaken for flakes, cores and even bifaces. The lithologies include chert, quartzite, hornfels, basalt and obsidian (Table 1).




Figure 2. Examples of Antarctic rock samples that bear resemblance to proposed human- or non-human primate-made stone tools: a) PRR-37153, 'large flake'; b) PRR-17243, 'discoid core'; c) PRR-37115, 'core'; d) PRR-23389, 'biface'; e) PRR-56439, 'bipolar core'; f) PRR-34869, 'chopper'. For more specimens and images, see the online supplementary material (OSM) (figure produced by M.I. Eren and M.R. Bebbler).

Going forward

There are numerous instances in which the archaeological validity of early stone tool sites and lithic artefacts is either contentious or unknown and which could therefore be strengthened or weakened by comparison to a null model of naturally fractured rocks. Targeted field research could assess analogous contexts and raw materials in Antarctica for comparison with proposed archaeological stone tool assemblages from: caves (e.g. Ardelean *et al.* 2020, 2022; Chatters *et al.* 2022); rockshelters (e.g. Meltzer *et al.* 1994; Boëda *et al.* 2021, 2022; Coutouly 2022); open-air sites (e.g. Domínguez-Rodrigo & Alcalá 2016, 2019; Zhu *et al.* 2018; Harmand *et al.* 2019); deglaciated landscapes (e.g. Overstreet & Kolb 2003; Joyce 2006, 2013); coasts or ancient river courses (e.g. Parfitt *et al.* 2005, 2010); mountainous or desert regions (e.g. Rowe *et al.* 2022); or under water (e.g. O'Shea 2014; Lemke 2021; White 2021). Once a null model is created from the specific context(s) in question, quantitative and qualitative morphological, technological, frequency and density comparisons could be made between the null model(s) and the proposed archaeological dataset(s), such that objective and probabilistic statements of archaeological validity can be made. The documentation of the geological and other natural processes in Antarctica will be

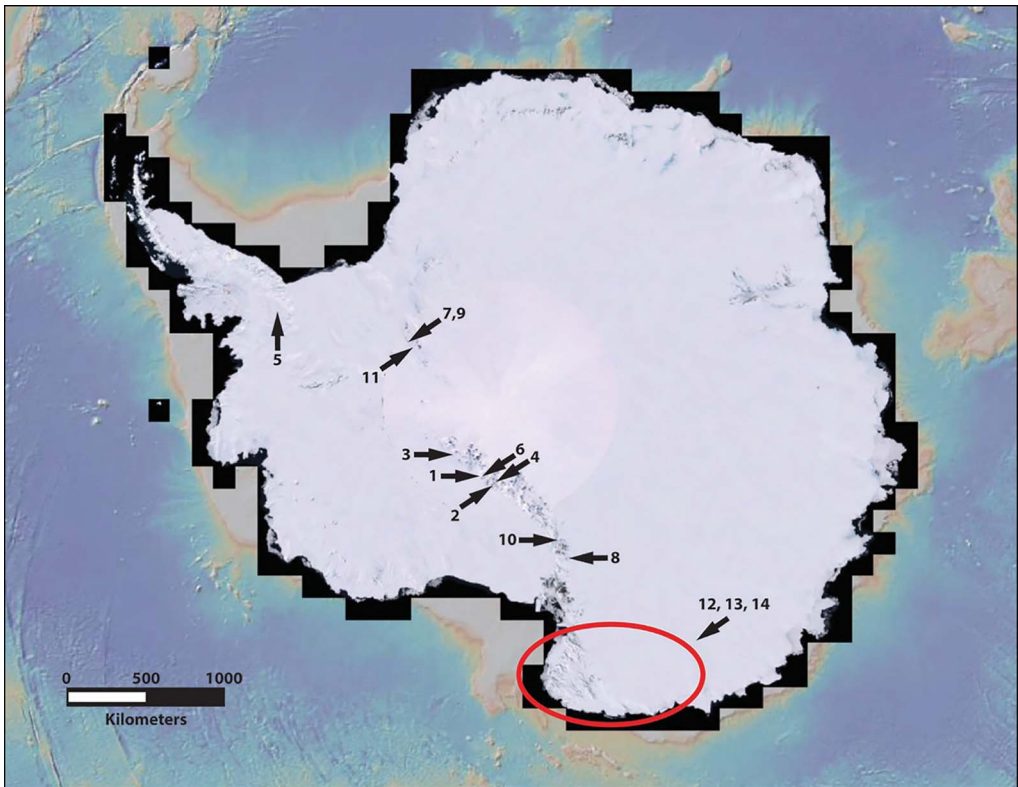


Figure 3. The geographic locations where the presented specimens were collected. For specimen identification, see Table 1. Source of base map: Polar Rock Repository (<https://prrr.osu.edu/>) (figure produced by M.I. Eren).

fundamental for this research, in order to identify the conchoidal fracturing—or lack thereof—of different types of rock. Detailed contextual documentation is especially important, given that current polar rock databases do not present or report such information for key raw materials such as cherts, basalts and obsidian.

Readers of this proposal may disagree with the conclusion that the 14 specimens presented here could be mistaken for tools produced by primates. They are entitled to that view, but if that is all the reader takes away, then they have missed our point entirely. Two main facts underpin the proposal that Antarctica would make an excellent natural laboratory for generating null models of conchoidally fractured rock: 1) its variety of natural processes; and 2) the specimens presented here are made from rocks with properties that support conchoidal fracture. It is entirely beside the point for the purpose of generating null models whether some of these specimens appear to be from the Lower, Middle or Upper Palaeolithic, or whether they appear to be formal cores or expediently made. That some specimens do appear to resemble those that are made by hominins does suggest, however, that future Antarctic null models have the potential to substantially weaken the validity of some controversial archaeological sites. Conversely, the comparison of material from a controversial site to an Antarctic null model could potentially strengthen the validity of the archaeological interpretation of the site.

Table 1. Rock specimens possessing natural conchoidal fracture from Antarctica.

Specimen	Location	Technological identification	Raw material identification	Mass (g)	Maximum length (mm)	Supplementary image	Number on map
PRR-37153 (Figure 2a)	Mt. Fairweather, Southern Transantarctic Mountains	Large flake	Chert (Quartzite)	401	145	Figures S1 & S2	1
PRR-23389 (Figure 2d)	Mt. Orndorf, Southern Transantarctic Mountains	Biface	Chert (Quartzite)	594	151	Figures S3 & S4	2
PRR-37869	Mt. Fiedler, Southern Transantarctic Mountains	Blockshatter/core	Chert	262	115	Figures S5 & S6	3
PRR-23342	Mt. Greenlee, Southern Transantarctic Mountains	Core	Chert (Quartzite)	1016	149	Figures S7 & S8	4
PRR-03367	Potter Peak, Ellsworth Land	Core	(Quartzite)	363	109	Figures S9 & S10	5
PRR-37115 (Figure 2c)	Mt. Fairweather, Southern Transantarctic Mountains	Core	Chert (Quartzite)	825	138	Figures S11 & S12	6
PRR-17430	Mt. Nervo, Pensacola Mountains	Biface	Hornfels	64	67	Figures S13 & S14	7
PRR-34869 (Figure 2f)	Butcher Ridge, Southern Victoria Land	Chopper	Obsidian	753	133	Figures S15 & S16	8
PRR-17428	Mt. Nervo, Pensacola Mountains	Biface	Hornfels	136	109	Figures S17 & S18	9
PRR-56439 (Figure 2e)	Mt. Tuatara, Southern Victoria Land	Bipolar core	Chert	102	57	Figures S19 & S20	10
PRR-17243 (Figure 2b)	Mt. Hobbs, Pensacola Mountains	Discoid core	Chert (Quartzite)	158	76	Figures S21 & S22	11
n/a	Probably Southern Victoria Land	Large flake	Basalt	497	155	Figures S23 & S24	12
n/a	Probably Southern Victoria Land	Large flake	Basalt	679	139	Figures S25 & S26	13
n/a	Probably Southern Victoria Land	Large flake	Basalt	348	126	Figures S27 & S28	14

While not all 14 specimens presented here are necessarily highly convincing examples, in the sense that they might be misidentified as artefacts made by primates, they do provide strong examples relative to proposed artefacts from some early and/or controversial archaeological sites. Consider, for example, the ‘discoid core’ from Chiquihuite Cave (Ardelean *et al.* 2020: 91) or the ‘cultural lithics’ from the Hebior and Schaefer sites (Joyce 2013: 475). These proposed tools are directly comparable to the specimens from Antarctica presented here. Given the absence of other strong evidence to support the archaeological validity of these sites (e.g. Grayson & Meltzer 2015; Chatters *et al.* 2022), the similarities between the ‘artefacts’ from Chiquihuite or Hebior and Schaefer and the Antarctic specimens presented here suggests that they cannot be automatically taken as evidence of primate manufacture. Moreover, if more ‘complex’ specimens, such as proposed discoid cores or bifaces, possess Antarctic ‘doppelgängers’, then bashed or split cobbles, flakes and microflakes should certainly be compared with specimens from Antarctic contexts (e.g. Parfitt *et al.* 2005, 2010; Lemke 2021; Rowe *et al.* 2022).

Generating the Antarctic null datasets proposed above will be neither quick nor easy. It will take years, possibly decades, and will require multidisciplinary collaboration and detailed field research. Documenting each Antarctic rock dataset and context will, however, complement the plethora of existing lithic experiments by contributing to archaeologists’ broader understanding of the extent of overlap that exists between primate-produced and naturally fractured rocks, thereby reducing dependency on authority, experience and intuition in the assessment of the archaeological validity of proposed early sites around the world.

Acknowledgements

We are appreciative to Steve Emslie, John Goodge, C. Owen Lovejoy, Richard Meindl, David J. Meltzer and Mary Ann Raghanti, who provided useful discussions or feedback on this manuscript and/or its presentation at the 2022 Annual Meeting of the Society for American Archaeology (SAA) in Chicago. This material is based on services provided by the Polar Rock Repository, with support from the National Science Foundation, under Cooperative Agreement OPP-1643713.

Funding statement

This research received no specific grant from any funding agency or from commercial and not-for-profit sectors.

Data statement

All data generated or analysed during this study are included in this article (and its online supplementary material).

Supplementary material

To view supplementary material for this article, please visit <https://doi.org/10.15184/aqy.2023.4>.

References

- ANDREFSKY, JR., W. 2013. Fingerprinting flake production and damage processes: toward identifying human artifact characteristics, in K. Graf, V. Ketron & M. Waters (ed.) *Paleoamerican odyssey*: 415–28. College Station: Texas A&M University Press.
- ARDELEAN, C. *et al.* 2020. Evidence of human occupation in Mexico around the Last Glacial Maximum. *Nature* 584: 87–92.
<https://doi.org/10.1038/s41586-020-2509-0>
- 2022. Chiquihuite Cave and America's hidden limestone industries: a reply to Chatters *et al.* *PaleoAmerica* 8: 17–28.
<https://doi.org/10.1080/20555563.2021.1985063>
- BARNES, A. 1939. The differences between natural and human flaking on prehistoric flint implements. *American Anthropologist* 41: 99–112.
<https://doi.org/10.1525/aa.1939.41.1.02a00080>
- BAR-YOSEF, O. & A. BELFER-COHEN. 2001. From Africa to Eurasia: early dispersals. *Quaternary International* 75: 19–28.
[https://doi.org/10.1016/S1040-6182\(00\)00074-4](https://doi.org/10.1016/S1040-6182(00)00074-4)
- BOEDA, E., A. PÉREZ-BALAREZO & M. RAMOS. 2022. Another “critique,” same old song: a brief rebuttal to Gómez Coutouly. *PaleoAmerica* 8: 53–61.
<https://doi.org/10.1080/20555563.2021.1985051>
- BOEDA, E. *et al.* 2021. 24.0 kyr cal BP stone artefact from Vale da Pedra Furada, Piauí, Brazil: techno-functional analysis. *PLoS ONE* 16: e0247965.
<https://doi.org/10.1371/journal.pone.0247965>
- BOEHM, A. & R. ANDERSON. 2021. Blocks X and Y, in B. Andrews, D. Meltzer & M. Stiger (ed.) *The Mountaineer site: a Folsom winter camp in the Rockies*: 94–109. Louisville: University Press of Colorado.
<https://doi.org/10.5876/9781646421404.c005>
- BORRAZZO, K. 2016. Lithic taphonomy in desert environments: contributions from Fuego-Patagonia (southern South America). *Quaternary International* 422: 19–28.
<https://doi.org/10.1016/j.quaint.2015.12.012>
- 2020. Expanding the scope of actualistic taphonomy in archaeological research, in S. Martínez, A. Rojas & F. Cabrera (ed.) *Actualistic taphonomy in South America*: 221–42. Cham: Springer.
- BORRERO, L.A. 2016. Ambiguity and debates on the early peopling of South America. *PaleoAmerica* 2: 11–21.
<https://doi.org/10.1080/20555563.2015.1136498>
- CHATTERS, J. *et al.* 2022. Evaluating claims of early human occupation at Chiquihuite Cave, Mexico. *PaleoAmerica* 8: 1–16.
<https://doi.org/10.1080/20555563.2021.1940441>
- COUTOULY, Y. 2022. Questioning the anthropic nature of Pedra Furada and the Piauí Sites. *PaleoAmerica* 8: 29–52.
<https://doi.org/10.1080/20555563.2021.1943181>
- DENNEL, R. & L. HURCOMBE. 1995. Comment on Pedra Furada. *Antiquity* 69: 604.
<https://doi.org/10.1017/S0003598X0008203X>
- DOMÍNGUEZ-RODRIGO, M. & L. ALCALÁ. 2016. 3.3-million-year-old stone tools and butchery traces? More evidence needed. *Paleoanthropology*: 46–53.
<https://doi.org/10.4207/PA.2016.ART99>
- 2019. Pliocene archaeology at Lomekwi 3? New evidence fuels more skepticism. *Journal of African Archaeology* 17: 173–76.
<https://doi.org/10.1163/21915784-20190006>
- DOMÍNGUEZ-SOLERA, S., J. MAÍLLO-FERNÁNDEZ, E. BAQUEDANO & M. DOMÍNGUEZ-RODRIGO. 2021. Equids can also make stone artefacts. *Journal of Archaeological Science: Reports* 40: 103260.
<https://doi.org/10.1016/j.jasrep.2021.103260>
- DRIVER, J. 2001a. A comment on methods for identifying quartzite cobble artifacts. *Canadian Journal of Archaeology* 25: 127–31.
- 2001b. Preglacial archaeological evidence at Grimshaw, the Peace River area, Alberta: discussion. *Canadian Journal of Earth Science* 38: 871–74. <https://doi.org/10.1139/e00-124>
- EREN, M. & M. BEBBER. 2019. The Cerutti Mastodon site and experimental archaeology's quiet coming of age. *Antiquity* 93: 796–97.
<https://doi.org/10.15184/aqy.2019.50>
- EREN, M. *et al.* 2010. Experimental examination of animal trampling effects on artifact movement in dry and water saturated substrates: a test case from

- south India. *Journal of Archaeological Science* 37: 3010–21.
<https://doi.org/10.1016/j.jas.2010.06.024>
- 2011. Flaked stone taphonomy: a controlled experimental study of the effects of sediment consolidation on flake edge morphology. *Journal of Taphonomy* 9: 201–17.
- FALÓTICO, T. *et al.* 2019. Three thousand years of wild capuchin stone tool use. *Nature Ecology and Evolution* 3: 1034–38.
<https://doi.org/10.1038/s41559-019-0904-4>
- GAO, X., Q. WEI, C. SHEN & S. KEATES. 2005. New light on the earliest hominid occupation in East Asia. *Current Anthropology* 46: S115–20.
<https://doi.org/10.1086/497666>
- GILLESPIE, J., S. TUPAKKA & C. CLUNEY. 2004. Distinguishing between naturally and culturally flaked cobbles: a test case from Alberta, Canada. *Geoarchaeology* 19: 615–33.
<https://doi.org/10.1002/gea.20015>
- GRAYSON, D. & D. MELTZER. 2015. Revisiting Paleoindian exploitation of extinct North American mammals. *Journal of Archaeological Science* 56: 177–93.
<https://doi.org/10.1016/j.jas.2015.02.009>
- HARMAND, S. *et al.* 2015. 3.3-million-year-old stone tools from Lomekwi 3, West Turkana, Kenya. *Nature* 521: 310–15.
<https://doi.org/10.1038/nature14464>
- 2019. Reply to Domínguez-Rodrigo and Alcalá: interpretation without accurate evidence is fantasy. *Journal of African Archaeology* 17: 177–81.
<https://doi.org/10.1163/21915784-20190007>
- HISCOCK, P. 1985. The need for a taphonomic perspective in stone artefact analysis. *Queensland Archaeological Research* 2: 82–97.
<https://doi.org/10.25120/qar.2.1985.197>
- JENNINGS, T. 2011. Experimental production of bending and radial flake fractures and implications for lithic technologies. *Journal of Archaeological Science* 38: 3644–51.
<https://doi.org/10.1016/j.jas.2011.08.035>
- JOYCE, D. 2006. Chronology and new research on the Schaefer mammoth (*Mammuthus primigenius*) site, Kenosha County, Wisconsin, USA. *Quaternary International* 142: 44–57.
<https://doi.org/10.1016/j.quaint.2005.03.004>
- 2013. Pre-Clovis megafauna butchery sites in the western Great Lakes region, USA, in K. Graf, V. Ketron & M. Waters (ed.) *Paleoamerican odyssey*: 467–83. College Station: Texas A&M University Press.
- LEMKE, A. 2021. The day the armchair broke: a reply to White. *PaleoAmerica* 7: 305–308.
<https://doi.org/10.1080/20555563.2021.1979309>
- LOPINOT, N.H. & J.H. RAY. 2007. Trampling experiments in the search for the earliest Americans. *American Antiquity* 72: 771–82.
<https://doi.org/10.2307/25470445>
- LYCETT, S. & M. EREN. 2013. Levallois lessons: the challenge of integrating mathematical models, quantitative experiments and the archaeological record. *World Archaeology* 45: 519–38.
<https://doi.org/10.1080/00438243.2013.821670>
- MANNINEN, M.A. 2007. Non-flint pseudo-lithics: some considerations. *Fennoscandia Archaeologica* 24: 76–97.
- MAGNANI, M. *et al.* 2019a. Evaluating claims for an early peopling of the Americas: experimental design and the Cerutti Mastodon site. *Antiquity* 93: 789–95.
<https://doi.org/10.15184/aqy.2019.14>
- 2019b. Experimental futures in archaeology. *Antiquity* 93: 808–10.
<https://doi.org/10.15184/aqy.2019.76>
- MCBREARTY, S. *et al.* 1998. Tools underfoot: human trampling as an agent of lithic artifact edge modification. *American Antiquity* 63: 108–29.
<https://doi.org/10.2307/2694779>
- MCPHERRON, S. *et al.* 2014. An experimental assessment of the influences on edge damage to lithic artifacts: a consideration of edge angle, substrate grain size, raw material properties, and exposed face. *Journal of Archaeological Science* 49: 70–82. <https://doi.org/10.1016/j.jas.2014.04.003>
- MELTZER, D. 1994. The discovery of deep time: a history of views on the peopling of the Americas, in R. Bonnicksen & D. Steele (ed.) *Method and theory for investigating the peopling of the Americas*: 7–26. Corvallis (OR): Center for the Study of the First Americans.
- 2015. *The great Paleolithic war*. Chicago (IL): University of Chicago Press.
<https://doi.org/10.7208/chicago/9780226293363.001.0001>
- MELTZER, D., J. ADOVASIO & T. DILLEHAY. 1994. On a Pleistocene human occupation at Pedra Furada, Brazil. *Antiquity* 68: 695–714.
<https://doi.org/10.1017/S0003598X00047414>

- MERCADER, J., M. PANGER & C. BOESCH. 2002. Excavation of a chimpanzee stone tool site in the African rainforest. *Science* 296: 1452–55. <https://doi.org/10.1126/science.1070268>
- O'CONNOR, A. 2007. *Finding time for the old stone age: a history of Palaeolithic archaeology and quaternary geology in Britain, 1860–1960*. Oxford: Oxford University Press. <https://doi.org/10.1093/oso/9780199215478.001.0001>
- O'SHEA, J. *et al.* 2014. A 9000-year-old caribou hunting structure beneath Lake Huron. *Proceedings of the National Academy of Sciences of the USA* 111: 6911–15. <https://doi.org/10.1073/pnas.1404404111>
- OVERSTREET, D. & M. KOLB. 2003. Geoarchaeological contexts for Late Pleistocene archaeological sites with human-modified woolly mammoth remains in southeastern Wisconsin, USA. *Geoarchaeology* 18: 91–114. <https://doi.org/10.1002/gea.10052>
- PARFITT, S. *et al.* 2005. The earliest record of human activity in Northern Europe. *Nature* 438: 1008–12. <https://doi.org/10.1038/nature04227>
- 2010. Early Pleistocene human occupation at the edge of the boreal zone in northwest Europe. *Nature* 466: 229–33. <https://doi.org/10.1038/nature09117>
- PARGETER, J. & J. BRADFIELD. 2012. The effects of class I and II sized bovids on macrofracture formation and tool displacement: results of a trampling experiment in a southern African Stone Age context. *Journal of Field Archaeology* 37: 238–51. <https://doi.org/10.1179/0093469012Z.00000000022>
- PEVNY, C. 2012. Distinguishing taphonomic processes from stone tool use at the Gault site, Texas, in P.J. Carr, A.P. Bradbury & S.E. Price (ed.) *Contemporary lithic analysis in the southeast: problems, solutions, and interpretations*: 55–78. Tuscaloosa: University of Alabama Press.
- PROFFITT, T. *et al.* 2016. Wild monkeys flake stone tools. *Nature* 539: 85–88. <https://doi.org/10.1038/nature20112>
- ROWE, T. *et al.* 2022. Human occupation of the North American Colorado Plateau ~37 000 years ago. *Frontiers in Ecology and Evolution*: 534. <https://doi.org/10.3389/fevo.2022.903795>
- SUROVELL, T. *et al.* 2022. Late date of human arrival to North America: continental scale differences in stratigraphic integrity of pre-13 000 BP archaeological sites. *PLoS ONE* 17: e0264092. <https://doi.org/10.1371/journal.pone.0264092>
- WARREN, S. 1914. The experimental investigation of flint fracture and its application to problems of human implements. *Journal of the Royal Anthropological Institute* 44: 412–50.
- WHITE, A. 2021. A critique of the case for Paleoindian caribou hunting on the submerged Alpena-Amberley Ridge. *PaleoAmerica* 7: 287–304. <https://doi.org/10.1080/20555563.2021.1942651>
- ZHU, ZHAOYU *et al.* 2018. Hominin occupation of the Chinese Loess Plateau since about 2.1 million years ago. *Nature* 559: 608–12. <https://doi.org/10.1038/s41586-018-0299-4>