

Learning Bill Similarity with Annotated and Augmented Corpora of Bills

Jiseon Kim[†], Elden Griggs[§], In Song Kim[§], Alice Oh[†]

[†]School of Computing, KAIST

[§]Department of Political Science, MIT

jiseon_kim@kaist.ac.kr

{emgriggs, insong}@mit.edu

alice.oh@kaist.edu

Abstract

Bill writing is a critical element of representative democracy. However, it is often overlooked that most legislative bills are derived, or even directly copied, from other bills. Despite the significance of bill-to-bill linkages for understanding the legislative process, existing approaches fail to address semantic similarities across bills, let alone reordering or paraphrasing which are prevalent in legal document writing. In this paper, we overcome these limitations by proposing a 5-class classification task that closely reflects the nature of the bill generation process. In doing so, we construct a human-labeled dataset of 4,721 bill-to-bill relationships at the subsection-level and release this annotated dataset to the research community. To augment the dataset, we generate synthetic data with varying degrees of similarity, mimicking the complex bill writing process. We use BERT variants and apply multi-stage training, sequentially fine-tuning our models with synthetic and human-labeled datasets. We find that the predictive performance significantly improves when training with both human-labeled and synthetic data. Finally, we apply our trained model to infer section- and bill-level similarities. Our analysis shows that the proposed methodology successfully captures the similarities across legal documents at various levels of aggregation.¹

1 Introduction

In the U.S. and other democracies, a bill becomes a law through a complex political process, which includes a series of political debates and compromises within their legislative branch. A consistent pattern that arises from this political interaction is the emergence of several lengthy omnibus bills which cover a range of topics/special interest and combine parts of numerous smaller bills. In fact,

most bills tend to be a mixture of a number of other bills, whether enacted or “dead.” Furthermore, in the U.S., many bills are modified and re-introduced between the two chambers of Congress. Uncovering these complex relationships among bills is important because it helps scholars better understand the legislative process, one of the most important parts of representative democracy. In this paper, we develop a methodology to characterize this relationship across bills. Specifically, we leverage semantic similarities between subsections to infer bill linkages using annotated and augmented synthetic corpora.

Previous studies have investigated this issue in both political science (Wilkerson et al., 2015; Linder et al., 2020) and computer science (Burgess et al., 2016a,b). To find similar bills, they use either a simple bag-of-words model or the Smith-Waterman local alignment algorithm (SWAlign) (Gotoh, 1982). Although this latter approach is useful in identifying exact text matches, it cannot capture semantic similarities across bills that arise from sentence reordering or paraphrasing. Figure 1 shows two closely related bills that contain nearly identical policy ideas, but this similarity would be difficult to detect with SWAlign. We note the differences between these bills arise primarily from their distinct bill structures and insertion and deletion of words and sentences.

We propose a 5-class classification task that closely reflects the nature of the bill generation process. We begin by constructing a novel human-labeled dataset of 4,721 bill-to-bill relationships across the 111th U.S. Congress bills at the subsection level. Using this data, we apply multi-stage training and perform two-stage fine-tuning on models for classification. Specifically, we train several BERT variants including BERT (Devlin et al., 2019), RoBERTa (Liu et al., 2019), and LEGAL-BERT (Chalkidis et al., 2020). Our analysis shows that the two-stage training significantly improves

¹We release our human-annotated & synthetic dataset and code at <https://github.com/hikoseon12/learning-bill-similarity>

Insertion Deletion Swap Synonym	
Subsection A: 111th S.22 SEC.1752 (c)	Subsection B: 111th H.R.369 SEC.103 (c)
<p>(1) In general.—As soon as practicable after the date of enactment of this Act, the Secretary shall file a map and a legal description of the Spring Basin Wilderness with—</p> <p>(A) the Committee on Energy and Natural Resources of the Senate; and</p> <p>(B) the Committee on Natural Resources of the House of Representatives.</p> <p>...</p> <p>(3) Public availability.—The map and legal description filed under paragraph (1) shall be on file and available for public inspection in the appropriate offices of the Bureau of Land Management.</p>	<p>(1) In general.—As soon as practicable after the date on which the notice required by subsection (b) is published in the Federal Register, the Secretary shall file a map and legal description of the land designated as wilderness and potential wilderness by this section with the Committee on Natural Resources of the House of Representatives and the Committee on Energy and Natural Resources of the Senate.</p> <p>...</p> <p>(3) Public availability.—Each map and legal description filed under paragraph (1) shall be filed and made available for public inspection in the appropriate office of the Secretary.</p>

Figure 1: An example of a subsection pair sharing similar policy ideas. We highlight the different parts. This example shows the possible text edit operations: insertion, deletion, swap, and synonym replacement.

the classification performance across all models. Finally, we extend the trained model to section- and bill-level pairs, which confirms that our methodology successfully determines the similarity at higher levels of aggregation between legal documents. In sum, our contributions are as follows:

- We define a task of subsection-level legislative text similarity and publish a human-annotated dataset of 4,721 subsection pairs.
- We describe and share a corpus of synthetic subsection pairs that reflects the bill modification process and improves the subsection-level classification.
- We extend our subsection-level approach to inferring the pairwise similarity at both the section and bill level.

2 Related Work

Bill Similarity Several studies have examined bill linkages. Burgess et al. (2016a) measure sentence pair similarity in state legislation using a unigram bag-of-words model. Others use the SWAlign algorithm to detect aligned sequences of text between bills (Burgess et al., 2016b; Linder et al., 2020; Wilkerson et al., 2015). In contrast, we use Transformer-based language models (RoBERTa, Legal-BERT, and BERT) trained with human-annotated and synthetically generated bill pairs.

Citation Recommendation Citation recommendation involves finding relationships between document-sized texts such as papers or articles (Bhagavatula et al., 2018; Jiang et al., 2019). A bill is also in the form of a document and bill similarity can be posed as a task to retrieve related legislation. Recently, this is done with ensemble models

of traditional information retrieval (IR) models and BERT variants for pre-fetching and re-ranking in Chalkidis et al. (2021). One weakness of their study is that they rely only on the obvious relationship between an EU directive and the corresponding UK regulation that complies with the directive, ignoring many other legal text pairs that may be related in other ways. To overcome this weakness, we find the linkage of bills in a bottom-up manner by splitting a bill into subsection pieces. Subsections are smaller units and are easier to both annotate and measure similarity. From subsection results, we aggregate similarity scores up to the bill-level. We engage in large-scale human-annotation of legal text similarities. We are, in fact, working with magnitudes larger set of bills, as most bills are introduced but do not become law, and many are re-introduced with modifications.

Plagiarism Detection Plagiarism detection is also a task of finding a connection between two texts. Work done by Potthast et al. (2011) in plagiarism detection involves detecting similar plagiarized parts between two documents. While this method could be useful to determining similarities between bills, it is difficult to indicate the degree of similarity between two texts using this method. Additionally, the dataset is collected by crowdsourcing with multiple topics, which means the data does not reflect the characteristics of bills. In this paper, we propose a new dataset that represents the similarity of bill pairs by reflecting the unique characteristics of legislation.

Multi-stage Training Multi-stage training improves downstream tasks, especially for a small dataset or a domain-specific task (Gururangan et al., 2020; Pruksachatkun et al., 2020). There are many

different BERT models pretrained for various domains and tasks (Chalkidis et al., 2020; Beltagy et al., 2019; Lee et al., 2019; Feng et al., 2020). These models are further trained with unlabeled large domain-specific corpora or synthetic training data (Zhang et al., 2020). The subsection pair dataset we build is relatively small. To improve the classification performance, therefore, we apply two-stage training method with bills as text corpus. In doing so, we build a large synthetic pairs dataset and perform two-stage fine-tuning on models.

Data Augmentation There are several data augmentation techniques used in NLP (Sennrich et al., 2016; Chen et al., 2020; Wei and Zou, 2019). Among them, we apply EDA (Wei and Zou, 2019) to produce synthetic subsection pairs because EDA can effectively control the degree of similarity with word-based modifications. We apply the four operations of EDA, but we slightly modify the replacement operation to replace with random sequences from one of the bills in the dataset (4.3).

3 Annotating Subsections

3.1 Subsection Units

A bill consists of a series of smaller units—e.g., chapters, sections, and subsections—concerning diverse policy ideas. To facilitate the comparison across lengthy bills, we take the subsection as the basic unit of analysis. Subsections are self-sufficient units in bills in that they are at least a sentence and are grammatically complete (Strokoff and Filson, 2007). Moreover, our choice of subsection as a unit of analysis can be further justified by the drafting style guidelines present in the U.S. whereby subsections are described as the smallest common unit of legislation across styles (Strokoff and Filson, 2007). Note that we later aggregate the subsection level similarities to determine section and bill pair similarity in Section 7.

3.2 Subsection Relation Types

We propose the following five-class classification to capture subsection similarities distinguishing word-level and policy idea changes.

[4] Identical Two subsections are identical.

[3] Almost Identical Two subsections share identical text, but contain minor changes such as paraphrasing and single word changes, so that the legislative idea is almost equivalent. We distinguish this label from “Identical” because even a single

Text	#
Bills	10,621
Subsections	175,736
Subsections without boilerplates	126,541
Average # words in subsection	154.6

Table 1: Text data from the 111th U.S. Congress.

Class	Size	Cons.	# Coders			
			2	3	4	
4 Identical	801	39	757	4	1	
3 Almost Identical	524	21	446	54	3	
2 Related	679	28	439	205	7	
1 Partially Related	300	8	155	128	9	
0 Unrelated	2,417	54	2,259	103	1	
Total	4,721	150	4,056	494	21	

Table 2: The agreement statistics of the dataset. *Size* is the total number of human annotated pairs for each class. The *Cons.* column indicates the number of data used to help annotators reach the consensus. *# Coders* is the number of annotators needed to reach the final consensus label.

word change could lead to a different policy idea (e.g., *tax credit* vs. *tax exemption*).

[2] Related Two subsections share more than 50% of legislative text, not considering common legislative phrases. This class implies that, even at the granular subsection level, one or two distinct policy ideas may be added or deleted from another bill.

[1] Partially Related Two subsections share less than 50% of legislative text, not considering common legislative phrases. This class implies that two subsections might only share 1 or 2 policy ideas while differing in all other ways.

[0] Unrelated Two subsections do not share any policy ideas.

We provide detailed descriptions for each class in Table 14 in Appendix F.

4 Data Generation

This section explains how we annotate subsection pairs and generate the synthetic dataset.

4.1 Preprocessing

We investigate the linkages across the House and the Senate bills (prefixed with H.R. and S., respectively) from the 111th U.S. Congress (2009-2010).² As shown in Table 1, the 111th U.S. Congress has

²Data from <https://github.com/unitedstates/congress>

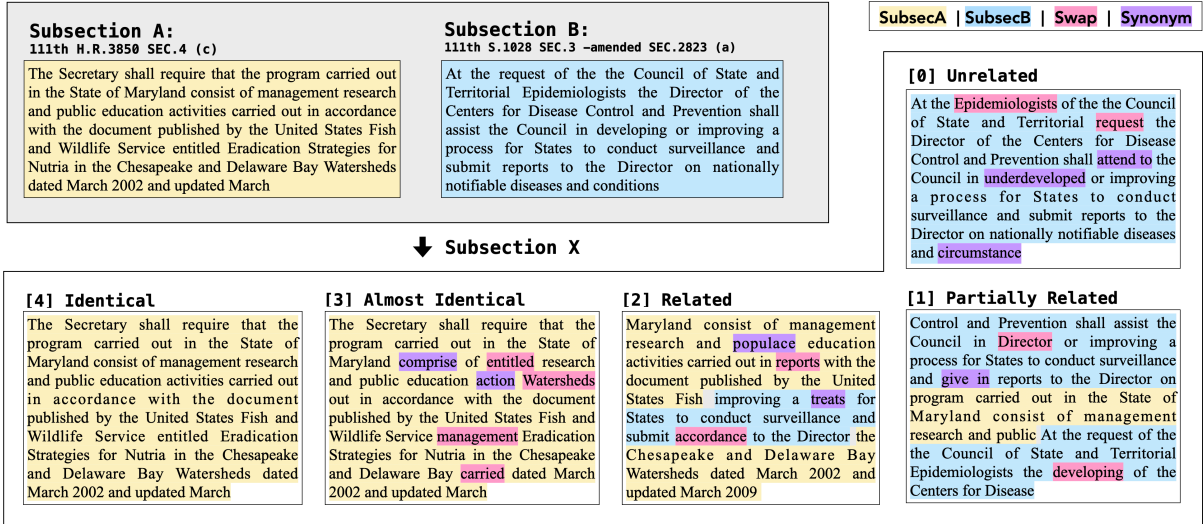


Figure 2: Synthetic subsection pair generation. We generate Subsection A’s relation type pair, Subsection X by (1) deleting phrases in Subsection A, (2) inserting phrases from randomly selected Subsection B, and (3) applying swap and synonym operations. The final output of synthetic subsection pair is (Section A, Section X).

10,621 bills. We focus our analysis on the latest version of each bill. After removing all non-alphanumeric symbols and tables from the texts, we split a bill into subsection level pieces. When a subsection quotes another bill, the quoted portion is split into a separate piece to properly capture distinct policy ideas. This yields 175,736 subsections.

To exclude commonly used boilerplate, we manually build a list of common section headings associated with boilerplate (Table 13 in Appendix E) and remove subsections with these headings. This removes 26,055 subsections from the dataset. A subsection of 30 words or less is excluded as it is difficult to measure the similarity for those cases, while a subsection with a length longer than 512 tokens is sliced into smaller text pieces each having 400 words at maximum. As a result, the dataset after preprocessing consists of 126,541 subsections that are 154.6 words long on average (see Table 1).

4.2 Human Annotated Pairs

With preprocessed subsection text, we build the ground truth of subsection pairs. Since most subsection pairs are likely to be *Unrelated*, we sample subsection pairs that exhibit high similarity between their embeddings to balance the annotated dataset. Specifically, we compute the cosine similarity score for all subsection pairs using Sentence-BERT embeddings pre-trained on NLI datasets (Reimers and Gurevych, 2019). Among the subsection pairs with

cosine similarity scores between 0.85 and 1.0³, we randomly sample 5,400 pairs and ask annotators to label them.

We recruit nine annotators, including two of the co-authors. Before allocating the annotation task to individuals, we first ask them to reach agreement in labeling based on Coding Rules shown in Table 14 in Appendix F. For 200 instances, they come to a total consensus. After the consensus stage, we have pairs of coders annotate sets of subsection pairs, using the Coding Rules. After this step, if the labels between annotators differ, we recruit another annotator to decide between the two labels (# *Coders* 3 in Table 2). If the annotators still cannot come to a conclusion, the authors make the final decision (21 pairs, # *Coders* 4 in Table 2).

We remove pairs if at least one annotator marked it as boilerplate. After excluding boilerplate, we have 4,721 human-annotated pairs in the dataset. The average Cohen’s Kappa score (Cohen, 1968) is 0.807 (0.764 if boilerplate pairs are included). As shown in Table 2, the *Unrelated* class accounts for the largest portion of annotated pairs at 51.2% followed by *Identical*, *Related*, *Almost Identical*, and *Partially Related*. The *Partially Related* class has the lowest agreement between annotators.

³Our model also performs well outside of the set of pairs (pairs with similarity less than 0.85). Further experiments with different pairs can be found in Appendix A.

4.3 Synthetic Pairs

Figure 2 illustrates how we generate a synthetic pair: *Subsection A* and its counterpart, *Subsection X* for each relation type. We apply EDA (Wei and Zou, 2019) modifying it to fit the subsection relation types. EDA has four techniques for generating a training set: random swap, synonym replacement, random deletion, and random insertion. For *swap*, the two randomly selected words are switched with each other. For *synonym*, a randomly picked word, stopwords excluded, is replaced with its synonym, using WordNet (Miller, 1995). For *deletion* and *insertion*, we modify word-level to n-gram-level operation reflecting the nature of bill generation. With *deletion*, we select n-grams chunks to be deleted from *Subsection A*. Finally, we select n-grams chunks to be added to *Subsection X* from a randomly selected *Subsection B*. The following provides further details of the generation of each synthetic pair type:

[4] Identical *Subsection X* has exactly the same content with *Subsection A*.

[3] Almost Identical We apply *swap* and *synonym* operations to *Subsection A* for between 0 to 10% of *Subsection A*’s length. We empirically set the maximum number of applying the two operations as 20.

[2] Related In addition to *swap* and *synonym* operations, we apply *insertion* and *deletion* as shown in Figure 2. With *insertion* and *deletion*, we randomly select n-gram chunks, setting the proportion of modification to between 20% and 40% of *Subsection A*’s length. The proportion of modification and the ratio of *insertion* and *deletion* are all randomly chosen. We put the n-gram chunks together in random order to generate *Subsection X*. *swap* and *synonym* are applied similar to how a *Almost Identical* pair is generated.

[1] Partially Related These are generated in a similar manner to the *Related* class, but the only difference is that the proportion of modifications is set larger to be between 60% to 80%.

[0] Unrelated We randomly select *Subsection X* from the subsection pool and also apply *swap* and *synonym* operations.

5 Experiment Setting

We conduct subsection-level classification tasks with various settings, four different models and multiple sizes of combination for both synthetic and human-annotated datasets.

5.1 Dataset

We use both human-labeled and synthetic datasets for training. The human-annotated data instances are split into train, validation, and test set with the ratio of 7:1:2 (3305, 472, and 944, respectively). To prevent imbalanced-class pairs when using the relatively small size of human-labeled pairs for training, we try to balance the classes in the dataset as much as possible. We use synthetic data for training only. The size of synthetic pairs differs depending on experiment settings. The number of instances over each class is identical.

5.2 Models

We use three BERT models and the SWAlign alignment algorithm (Gotoh, 1982).

BERT models For BERT (Devlin et al., 2019), LEGAL-BERT (Chalkidis et al., 2020), and RoBERTa (Liu et al., 2019), we feed [CLS] representation into the final layer for 5-class subsection-level classification following standard practice (Devlin et al., 2019).

SWAlign We use SWAlign with logistic regression. The SWAlign algorithm calculates the similarity score given two input subsections. With the similarity scores, logistic regression classifies a subsection pair among 5 classes. We set the detail settings of SWAlign method to be the same as those given in the previous study (Wilkerson et al., 2015).

5.3 Experiment Details

We implement models using the PyTorch version of *BERT-base-cased*⁴, *LEGAL-BERT-base-uncased*⁵, *RoBERTa-base*⁶ from Huggingface. The hyperparameter tuning uses the following ranges: a learning rate $\in \{1e-05, 2e-05, 3e-05\}$, number of training epochs $\in \{2, 3, 4\}$. Batch size is 32 and the maximum epoch is 4. We set optimal learning rates for each model with 10,000 updates of warm-up for AdamW optimizer. The score of all experiment results is the average of five trials, except ablation study (6.2) score, which is the average of 10 trials because of the large variance of scores. The best model parameter settings are in Appendix C.

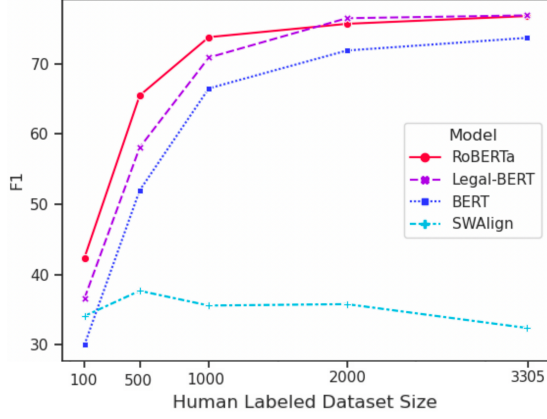


Figure 3: Macro F1 score depending on model and human-labeled data size.

6 Results

We compare the performance of the models with various experiment settings described above.

6.1 Classification Results Trained on Human-labeled Dataset

Figure 3 shows the performance of four models trained on the different sizes of the human-labeled dataset. For language models (RoBERTa, Legal-BERT, and BERT), their F1 scores increase as the size of the dataset grows, whereas the score of SWAlign is invariant to the size. Overall, the language models show better performance than SWAlign. Trained on the whole dataset, RoBERTa (76.8) and Legal-BERT (76.9) show the highest performance, followed by BERT (73.7) and SWAlign (37.7, trained on 500 pairs). The superior performance of Legal-BERT compared to BERT shows that pre-training on domain-specific knowledge helps to predict the subsection-level similarity.

6.2 Ablation Study of Synthetic Dataset

To demonstrate the performance of augmentation operations, we conduct an ablation study for the synthetic pairs. We compare the results of three synthetic pairs: swap only, synonym only, and then both swap and synonym. The size of all the training synthetic pairs is set as 10,000 pairs—the results across the language models are shown in Table 3. As the table suggests, applying both swap and synonym operations helps to increase the classification

Operation	RoBERTa		Legal-BERT		BERT	
	Acc.	F1	Acc.	F1	Acc.	F1
swap	70.7 _{2.9}	62.6 _{2.2}	62.1 _{2.0}	55.6 _{1.6}	58.5 _{3.4}	51.2 _{3.3}
synonym	68.6 _{2.5}	61.7 _{1.7}	63.0 _{1.5}	57.2 _{1.4}	58.4 _{3.1}	52.4 _{2.2}
both	73.5 _{2.6}	64.0 _{2.1}	63.8 _{2.9}	56.4 _{1.6}	58.7 _{2.2}	52.3 _{1.5}

Table 3: Ablation study of augmentation operations: swap and synonym. Results are from models trained on 10,000 synthetic pairs.

Class	Synthetic	Human	Syn.+Human
4 Identical	92.2 _{3.3}	95.6 _{1.2}	96.9 _{0.3}
3 Almost Identical	63.4 _{4.5}	74.7 _{8.1}	77.6 _{4.8}
2 Related	62.6 _{5.6}	72.6 _{2.6}	76.3 _{1.2}
1 Partially Related	17.7 _{4.0}	45.5 _{3.2}	51.9 _{3.1}
0 Unrelated	84.2 _{2.2}	95.8 _{0.8}	97.1 _{0.7}
Average Accuracy	73.5 _{2.6}	86.9 _{1.0}	88.9 _{0.8}
Average Macro F1	64.0 _{2.1}	76.8 _{1.8}	79.9 _{1.4}

Table 4: F1 of each class, average accuracy and average F1 for three different training data types: synthetic, human-labeled, synthetic+human-labeled dataset. We report results generated from RoBERTa.

performance overall.

6.3 Effectiveness of Synthetic Dataset

Table 4 shows the effectiveness of the synthetic dataset, comparing the F1 score of 5-class subsection similarity classification on different training data types. The *Synthetic* and *Human* columns are the results of models trained on synthetic and human-labeled datasets, respectively. The *Synthetic+Human* column is the result of a two-stage training setting. We train models on the synthetic dataset first, and then re-train models on the human-labeled set. We report RoBERTa results, and use 10,000 synthetic pairs and 3,305 human-labeled pairs. We find that training on synthetic pairs only results in an accuracy score of 73.5 and an F1 score of 64.0. Multi-stage training with both synthetic and human-annotated data significantly improves performance for all classes, increasing the average accuracy by 2.0 points and the F1 score by 3.1 points versus training only with human-annotated data. Note that the *Partially Related* class, which is the smallest and has the lowest consensus among the 5 classes, has the lowest score for all three settings. In this case, the two-stage training leads to the largest increase (+6.4) in performance. This result suggests that synthetic pairs most significantly supplement the performance of the smallest and most difficult class.

⁴<https://huggingface.co/bert-base-cased>

⁵<https://huggingface.co/nlpauub/legal-bert-base-uncased>

⁶<https://huggingface.co/roberta-base>

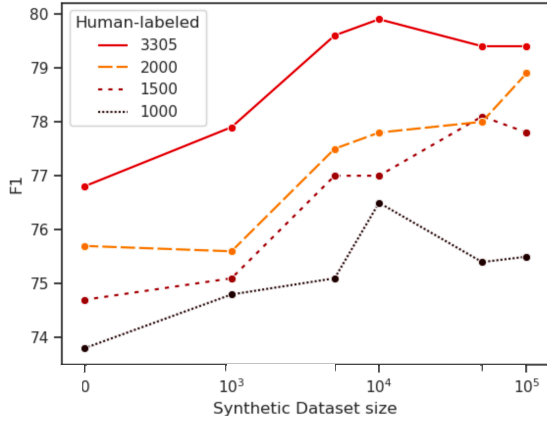


Figure 4: Macro F1 score of RoBERTa depending on the size of human-labeled and synthetic pairs.

6.4 Performance for Different Size of Human-labeled and Synthetic Dataset

We vary the size of the human-annotated dataset, as well as the size of the synthetic dataset. Note that collecting human labels is costly, especially in this domain where the annotators need to be sufficiently trained about legislation text. Generating synthetic data is relatively simple, so the size of the synthetic dataset is limited only by the computational resources. We apply two-stage training with various sizes of synthetic and human-labeled data. We run multiple experiments for all possible combinations of $(\#synthetic, \#human)$, where $\#synthetic \in \{0, 1K, 5K, 10K, 20K, 50K, 100K\}$ and $\#human \in \{1000, 1500, 2000, 3305\}$.

Overall, the score of all models tend to increase when the size of synthetic set grows. RoBERTa achieves the highest performance among the models, so we show the RoBERTa results in Figure 4. Results with other models are in Table 9 Appendix B. Generally, the scores tend to increase when increasing both human-labeled and synthetic dataset size. When using 3,305 human-labeled pairs, the F1 score plateaus around 10K synthetic pairs.

To see what would happen with a limited number of human-labeled pairs, we train with 1000, 1500, and 2000 human-annotated pairs. The results show that having more human-annotated data is always helpful, but with a smaller dataset of 2000 pairs the final performance with 100,000 synthetic pairs comes quite close to the results using the entire human-annotated dataset. Further, even with less than half at just 1500, using the 100,000 synthetic pairs improves performance over using just 3,305 human-annotated pairs. This result suggests the synthetic dataset effectively boosts the classi-

fication performance and can be used as a partial substitute for the costly human-labeled data.

7 Application

We evaluate the performance of our trained model at two distinct levels of aggregation: (1) section-level and (2) bill-level. Our analysis is motivated by the legislative process through which political interests at the subsection-level could be aggregated into larger legislation as politicians engage in negotiations and logrolling. Specifically, we develop a measure of text similarity at higher levels of aggregation. We evaluate the performance of our measurements against the section-level similarity scores developed by Wilkerson et al. (2015) and the proxy bill-level similarity measure based on the co-occurrence of lobbying activities. We compare the results with RoBERTa and SWAlign that were trained with the best performance setting: 10,000 synthetic pairs and 3,305 human-labeled pairs for RoBERTa, 1,000 synthetic pairs and all 3,305 the human-labeled pairs for SWAlign.

7.1 Section-level Similarity

Wilkerson et al. (2015) developed 6 alignment categories at the section-pair level according to the similarity in policy ideas: 1: *Clear Policy Idea Match*, 2: *Likely Policy Idea Match*, 3: *Same Topic, Different Idea*, 4: *Different Topic*, 5: *Boilerplate*, and 6: *Junk*. They focus on the similarity between the sections from bills that are related to the Patient Protection and Affordable Care Act (PPACA), known as Obamacare (H.R.3590) in the 111th U.S. Congress.

To facilitate a direct comparison between their hand-coded similarity measures at the section-level and ours, we mapped our 5 subsection relation types to their 4 section-level alignment types while discarding the “Boilerplate” and “Junk” categories. This yields the following four categories: (a) *<Identical and Almost Identical>* to *<Clear Policy Idea Match>*, (b) *<Related>* to *<Likely Policy Idea Match>*, (c) *<Partially Related>* to *<Same Topic, Different Idea>*, and (d) *<Unrelated>* to *<Different Topic>*. We focus our analysis on 1,091 section pairs after excluding 127 outlier section pairs with longer text length.

Section-level Results. Table 5 presents the section-level result. Across all metrics (Accuracy, macro F1, and Pearson correlation), RoBERTa outperforms SWAlign. Specifically, there is a significant gap in the classification result (Acc. and F1)

Model	SWAlign	RoBERTa
Accuracy	42.8	52.4
macro F1	39.8	45.3
Pearson correlation	57.5	58.2

Table 5: Section-level correlation/classification results.

whereby RoBERTa gets a higher score and better represents the degree of similarity compared to SWAlign. Notice that, despite the significant difference in their predictive performance (p-value from t-test: $0.0038 < 0.01$, **), both models return highly correlated results (SWAlign: 57.5, RoBERTa: 58.2). This is because SWAlign returns many inaccurate predictions across the classes, but the predicted categories still follow the general numeric ordering ranging from Different Topic class to Clear Policy Idea Match class. In contrast, RoBERTa returns more accurate predictions across the categories. Our findings show that the models with the subsections and five categories perform well even when the predictive task is slightly adjusted. We also suggest that higher performance at the granular subsection level can be extended to the better predictive performance at the section-level.

7.2 Bill-level Similarity

We extend our analysis to the bill-level in order to investigate whether the performance of the trained model could further be extended to higher-level aggregation. Our analysis fills an important gap in empirical research in political science where scholars are limited in their understanding of the relations across congressional bills.

Co-occurrence of Bills in Lobbying Reports.

To evaluate the performance of the trained model, we begin by developing a proxy measure of bill-level similarity based on the co-occurrence of any pair of bills in lobbying reports using data from LobbyView⁷ (see Kim and Kunisky, 2020, for details). We then count the number of times any two given pair of bills appear together within the same lobbying report and within the same issue category (e.g., technology). To be sure, two unrelated bills could be reported together under the same issue section. Nonetheless, two bills are likely to be related if they are reported to be lobbied together multiple times across numerous reports filed by distinct interest groups. For instance, Facebook reported to have lobbied on two related bills—CARES Act (PL

⁷<https://www.lobbyview.org>

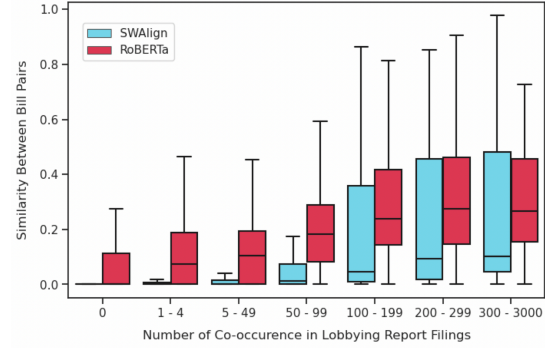


Figure 5: Bill similarity result.

116-136) and Families First Coronavirus Response Act (PL 116-127)—along with many other interest groups.

Next, we group pairs of bills into 7 distinct categories according to the level of co-occurrence to conduct a conceptually cleaner analysis. Table 11 in Appendix D presents the distribution of the co-occurrence across these categories. Note that there is a big difference in the average number of subsections in the bill for each category: The average number of subsections of the bills of 300-3000 type is over 500, whereas for 1-4 type, it is less than 60. This is consistent with the fact that longer bills tend to reflect diverse interests and hence lobbied by many interest groups. To make a fair comparison in similarity, we filter out the bill pairs with less than 10 subsections. For range 0, i.e., a pair of bills that have never been reported together, we randomly sample bill pairs from the 111th U.S. Congress session. For each type, we select up to 600 samples, which yields a total of 2,718 bill pairs for our analysis.

Measuring Similarity Method We aggregate subsection-level classification results into a bill-level similarity as follows. We denote bill B_i with n subsections s by $B_i = \{s_{i1}, \dots, s_{in}\} \in \mathbb{B}$, where \mathbb{B} is a set of bills. \mathcal{B} is a set of bill pairs, $\mathcal{B} = \{(B_i, B_j) | B_i \in \mathbb{B}, B_j \in \mathbb{B}, i \neq j\}$. For any given two bills B_i and B_j , we develop two measures of similarity, σ_{ij} and σ_{ji} , by switching the order of computation. Specifically, we begin by considering the similarity between each subsection s_{ik} of B_i and each subsection $s_{jk'}$ of B_j according to the mapping f that we developed earlier in Section 3.2, i.e., $f : \{s_{ik}, s_{jk'}\} \rightarrow \{0, 1, 2, 3, 4\}$. We then take the sum of the maximum similarity measures across each combination of subsection pairs in order to get the similarity between two

bills: $\sigma_{ij} \equiv \sum_{s_{ik} \in B_i} \max\{f(s_{ik}, s_{jk'})\}, \forall s_{jk'} \in B_j$. σ_{ji} is defined similarly. We then normalize the similarity measures so that the measure lies between 0 and 1: $\sigma_{ij}^* = \frac{\sigma_{ij}}{4 \cdot |B_i|}$ and $\sigma_{ji}^* = \frac{\sigma_{ji}}{4 \cdot |B_j|}$. Finally, we take the maximum of the two measures to get our final bill-level similarity: $\max\{\sigma_{ij}^*, \sigma_{ji}^*\}$. Note that we do not take the average, because, for a bill pair with large differences in the number of subsections, the average similarity will be arbitrarily small even when two bills share highly similar contents across a few subsections.

Bill-level Results Figure 5 and Table 12 in Appendix D summarize our findings. As expected, the similarity tends to increase as the co-occurrence frequency increases. This suggests the proposed similarity measure accurately captures the similarity between two bills. Consistent with our earlier findings, we find that RoBERTa shows higher performance than SWAlign in terms of the mean and median of the predicted bill-level similarities. Finally, the distributions of the prediction between SWAlign and RoBERTa are also significantly different (p-value from t-test: $7.941e-81 < 0.001$, ***). Our novel measurement at the bill-level opens a new avenue for empirical research of complex political dynamics as politicians vote on, introduce, and amend legislative bills.

8 Conclusion

In this paper, we developed a methodology to identify the links between legislative bills. We proposed 5-class classification task and constructed a human-labeled dataset of 4,721 legislative text pairs. Additionally, we generated synthetic datasets varying the degree of similarities to boost the classification performance. Furthermore, we applied the models trained on the subsection-level to section- and bill-level pairs. We have shown that our approach successfully captures similarities across legislative bills at different levels of aggregation.

Our model provides an empirical framework as well as novel measurements that allow scholars to investigate bill-to-bill networks in legislative politics. This is important as policy preferences of various political actors are reflected in different parts of bills at different stages in the legislative process. Bill networks can be a medium that helps scholars both to understand the legislative process and to analyze the hidden connections present between various actors such as politicians, lobbyists, and interest groups. For instance, using our model, re-

searchers can conduct an in-depth analysis of how several seemingly different bills, in effect, originate from an identical policy idea and political interest (Wilkerson et al., 2015). Moreover, our model has broader applications in studying legal texts. In particular, it can be used to study policy diffusion across states (Linder et al., 2020; Burgess et al., 2016b) or across countries (Pagliari and Young, 2020; James et al., 2021), find lobbying patterns between politicians and lobbyists (McKay, 2018), and trace constantly changing relevant laws or regulations (Chalkidis et al., 2021).

Much research is needed to understand the political process that underlies the bill linkages. While we have focused on the measurements, we hope that the outputs that we produced in this paper could be useful not only for improving methodological research but also for future computational social science research examining political connections in the legislative process that are often hidden to public eyes.

9 Ethical Consideration

Among 9 annotators, the 7 annotators excluding two authors are compensated properly for their work according to the standards set by the two academic institutions that the authors are affiliated with.

Acknowledgements

This work was supported by the National Research Foundation of Korea (NRF) grant funded by the Korea government (MSIT) (2019R1A2C1085371) and MIT International Science and Technology Initiatives (MISTI) Global Seed Fund. In Song Kim acknowledges financial support from the National Science Foundation (SES-2017315). The authors would also like to thank the annotators for their help, the anonymous reviewers, and Donghoon Han for their thoughtful comments and suggestions.

References

- Iz Beltagy, Kyle Lo, and Arman Cohan. 2019. [SciBERT: A pretrained language model for scientific text](#). In *Proceedings of the 2019 Conference on Empirical Methods in Natural Language Processing and the 9th International Joint Conference on Natural Language Processing (EMNLP-IJCNLP)*, pages 3615–3620, Hong Kong, China. Association for Computational Linguistics.

- Chandra Bhagavatula, Sergey Feldman, Russell Power, and Waleed Ammar. 2018. [Content-based citation recommendation](#). In *Proceedings of the 2018 Conference of the North American Chapter of the Association for Computational Linguistics: Human Language Technologies, Volume 1 (Long Papers)*, pages 238–251, New Orleans, Louisiana. Association for Computational Linguistics.
- Matthew Burgess, Eugenia Giraudy, and Eytan Adar. 2016a. Prototype synthesis for model laws. In *Proceedings of the 54th Annual Meeting of the Association for Computational Linguistics (Volume 1: Long Papers)*, pages 1579–1588.
- Matthew Burgess, Eugenia Giraudy, Julian Katz-Samuels, Joe Walsh, Derek Willis, Lauren Haynes, and Rayid Ghani. 2016b. The legislative influence detector: Finding text reuse in state legislation. In *Proceedings of the 22nd ACM SIGKDD International Conference on Knowledge Discovery and Data Mining*, pages 57–66.
- Ilias Chalkidis, Manos Fergadiotis, Prodromos Malakasiotis, Nikolaos Aletras, and Ion Androutsopoulos. 2020. [LEGAL-BERT: The muppets straight out of law school](#). In *Findings of the Association for Computational Linguistics: EMNLP 2020*, pages 2898–2904, Online. Association for Computational Linguistics.
- Ilias Chalkidis, Manos Fergadiotis, Nikolaos Manginas, Eva Katakakou, and Prodromos Malakasiotis. 2021. [Regulatory compliance through Doc2Doc information retrieval: A case study in EU/UK legislation where text similarity has limitations](#). In *Proceedings of the 16th Conference of the European Chapter of the Association for Computational Linguistics: Main Volume*, pages 3498–3511, Online. Association for Computational Linguistics.
- Jiaao Chen, Zichao Yang, and Diyi Yang. 2020. [Mix-Text: Linguistically-informed interpolation of hidden space for semi-supervised text classification](#). In *Proceedings of the 58th Annual Meeting of the Association for Computational Linguistics*, pages 2147–2157, Online. Association for Computational Linguistics.
- Jacob Cohen. 1968. Weighted kappa: nominal scale agreement provision for scaled disagreement or partial credit. *Psychological bulletin*, 70(4):213.
- Jacob Devlin, Ming-Wei Chang, Kenton Lee, and Kristina Toutanova. 2019. [BERT: Pre-training of deep bidirectional transformers for language understanding](#). In *Proceedings of the 2019 Conference of the North American Chapter of the Association for Computational Linguistics: Human Language Technologies, Volume 1 (Long and Short Papers)*, pages 4171–4186, Minneapolis, Minnesota. Association for Computational Linguistics.
- Zhangyin Feng, Daya Guo, Duyu Tang, Nan Duan, Xiaocheng Feng, Ming Gong, Linjun Shou, Bing Qin, Ting Liu, Daxin Jiang, and Ming Zhou. 2020. [CodeBERT: A pre-trained model for programming and natural languages](#). In *Findings of the Association for Computational Linguistics: EMNLP 2020*, pages 1536–1547, Online. Association for Computational Linguistics.
- Osamu Gotoh. 1982. An improved algorithm for matching biological sequences. *Journal of molecular biology*, 162(3):705–708.
- Suchin Gururangan, Ana Marasović, Swabha Swayamdipta, Kyle Lo, Iz Beltagy, Doug Downey, and Noah A. Smith. 2020. [Don’t stop pretraining: Adapt language models to domains and tasks](#). In *Proceedings of the 58th Annual Meeting of the Association for Computational Linguistics*, pages 8342–8360, Online. Association for Computational Linguistics.
- Scott James, Stefano Pagliari, and Kevin L Young. 2021. The internationalization of european financial networks: a quantitative text analysis of eu consultation responses. *Review of International Political Economy*, 28(4):898–925.
- Jyun-Yu Jiang, Mingyang Zhang, Cheng Li, Mike Bendersky, Nadav Golbandi, and Marc Najork. 2019. Semantic text matching for long-form documents. In *Proceedings of the 2019 Word Wide Web Conference*, pages 795–806.
- In Song Kim and Dmitriy Kunisky. 2020. Mapping political communities: A statistical analysis of lobbying networks in legislative politics. *Political Analysis*. Forthcoming.
- Jinhyuk Lee, Wonjin Yoon, Sungdong Kim, Donghyeon Kim, Sunkyu Kim, Chan Ho So, and Jaewoo Kang. 2019. [BioBERT: a pre-trained biomedical language representation model for biomedical text mining](#). *Bioinformatics*.
- Fridolin Linder, Bruce Desmarais, Matthew Burgess, and Eugenia Giraudy. 2020. Text as policy: Measuring policy similarity through bill text reuse. *Policy Studies Journal*, 48(2):546–574.
- Yinhan Liu, Myle Ott, Naman Goyal, Jingfei Du, Mandar Joshi, Danqi Chen, Omer Levy, Mike Lewis, Luke Zettlemoyer, and Veselin Stoyanov. 2019. Roberta: A robustly optimized bert pretraining approach. *arXiv preprint arXiv:1907.11692*.
- Amy Melissa McKay. 2018. Fundraising for favors? linking lobbyist-hosted fundraisers to legislative benefits. *Political Research Quarterly*, 71(4):869–880.
- George A Miller. 1995. Wordnet: a lexical database for english. *Communications of the ACM*, 38(11):39–41.
- Stefano Pagliari and Kevin L Young. 2020. Exploring information exchange among interest groups: a text-reuse approach. *Journal of European Public Policy*, 27(11):1698–1717.

- Martin Potthast, Andreas Eiselt, Luis Alberto Barrón Cedeño, Benno Stein, and Paolo Rosso. 2011. Overview of the 3rd international competition on plagiarism detection. In *CEUR workshop proceedings*, volume 1177. CEUR Workshop Proceedings.
- Yada Pruksachatkun, Phil Yeres, Haokun Liu, Jason Phang, Phu Mon Htut, Alex Wang, Ian Tenney, and Samuel R. Bowman. 2020. [jiant: A software toolkit for research on general-purpose text understanding models](#). In *Proceedings of the 58th Annual Meeting of the Association for Computational Linguistics: System Demonstrations*, pages 109–117, Online. Association for Computational Linguistics.
- Nils Reimers and Iryna Gurevych. 2019. [Sentence-BERT: Sentence embeddings using Siamese BERT-networks](#). In *Proceedings of the 2019 Conference on Empirical Methods in Natural Language Processing and the 9th International Joint Conference on Natural Language Processing (EMNLP-IJCNLP)*, pages 3982–3992, Hong Kong, China. Association for Computational Linguistics.
- Rico Sennrich, Barry Haddow, and Alexandra Birch. 2016. [Improving neural machine translation models with monolingual data](#). In *Proceedings of the 54th Annual Meeting of the Association for Computational Linguistics (Volume 1: Long Papers)*, pages 86–96, Berlin, Germany. Association for Computational Linguistics.
- Sandra L Strokoff and Lawrence E Filson. 2007. *Legislative Drafter’s Desk Reference*. Cq Press.
- Jason Wei and Kai Zou. 2019. [EDA: Easy data augmentation techniques for boosting performance on text classification tasks](#). In *Proceedings of the 2019 Conference on Empirical Methods in Natural Language Processing and the 9th International Joint Conference on Natural Language Processing (EMNLP-IJCNLP)*, pages 6382–6388, Hong Kong, China. Association for Computational Linguistics.
- John Wilkerson, David Smith, and Nicholas Stramp. 2015. Tracing the flow of policy ideas in legislatures: A text reuse approach. *American Journal of Political Science*, 59(4):943–956.
- Rong Zhang, Revanth Gangi Reddy, Md Arafat Sultan, Vittorio Castelli, Anthony Ferritto, Radu Florian, Efsun Sarioglu Kayi, Salim Roukos, Avi Sil, and Todd Ward. 2020. [Multi-stage pre-training for low-resource domain adaptation](#). In *Proceedings of the 2020 Conference on Empirical Methods in Natural Language Processing (EMNLP)*, pages 5461–5468, Online. Association for Computational Linguistics.

Appendix

In Appendix, we show the additional results of experiment, the detailed model settings, boilerplate description, and coding rules used for building the human-labeled subsection pair dataset.

A Analysis of Subsection Pair Similarity and Model’s Prediction

The similarity distribution of subsection pairs is highly skewed, i.e., it is rare to observe that any random subsection pairs are related. We choose the 0.85 threshold to reflect the skewed distribution after examining sample pairs across all similarity ranges. To verify whether our model performs outside of the similarity range, we conduct an extra experiment by randomly sampling 2,468 pairs with similarity scores less than 0.85. As expected, our model predicts most of the pairs as *Unrelated*.

- *Unrelated*: 98.87% (2,440 pairs)
- *Partially Related*: 1.01% (25 pairs)
- *Related*: 0.12% (3 pairs)

Furthermore, we annotate an additional 213 pairs that are randomly sampled from these 2,468 pairs, including the pairs predicted as *Related* or *Partially Related*. All pairs are judged by an annotator to be *Unrelated*, except for two boilerplate pairs. This result shows that our model works on pairs in all similarity ranges.

B Additional Results

Ablation Study of Synthetic Dataset Table 6 is validation result of ablation study for augmentation operations. The result shows that applying both swap and synonym operations helps increase the classification performance across all BERT models.

operation	RoBERTa		Legal-BERT		BERT	
	Acc.	F1	Acc.	F1	Acc.	F1
swap	69.8 _{3.5}	62.3 _{3.9}	61.3 _{2.0}	55.2 _{1.8}	57.9 _{3.8}	51.9 _{3.3}
synonym	69.3 _{2.3}	63.7 _{2.1}	63.3 _{1.8}	58.4 _{2.2}	58.1 _{3.0}	54.0 _{2.9}
both	72.8_{2.7}	64.5_{2.4}	64.4_{3.0}	58.4_{2.9}	58.5_{2.3}	54.7_{2.2}

Table 6: Ablation study of validation set. The augmentation operations are synonym and swap. Results are from models trained on 10,000 synthetic pairs.

Effectiveness of Synthetic Dataset Table 7 shows the performance of each relation class for validation dataset. As the table suggests, the result is consistent with the testset. Training on both

synthetic and human-labeled pairs boost the classification score across all the relation classes.

Class	Synthetic	Human	Syn.+Human
4 Identical	90.6 _{3.5}	96.0 _{1.2}	96.4_{0.4}
3 Almost Identical	58.1 _{6.8}	84.5 _{10.5}	86.1_{5.2}
2 Related	63.2 _{6.0}	76.1 _{3.1}	79.4_{1.7}
1 Partially Related	27.6 _{5.7}	50.4 _{2.0}	52.3_{0.8}
0 Unrelated	83.0 _{2.4}	94.9 _{0.9}	95.7_{0.4}
Accuracy	72.8 _{2.7}	88.3 _{0.9}	89.4_{0.4}
macro F1	64.5 _{2.4}	80.4 _{2.5}	82.0_{1.0}

Table 7: F1 of each class, average accuracy and average F1 for validation set. We experiment with three different training data types: synthetic, human-labeled, synthetic+human-labeled dataset. We report results generated from RoBERTa.

Performance for Different Size of Human-labeled and Synthetic Dataset Table 8 and Table 9 show the classification performance with various sizes of synthetic and human-labeled data for validation and testdataset, respectively. We apply two-stage training for all models. Training models on synthetic datasets tend to show higher performance than training on human-labeled pairs only. RoBERTa shows the best performance among all models. It achieves the best F1 79.9 and accuracy 88.9 trained on 10,000 synthetic pairs and all 3,305 human-annotated pairs, followed by Legal-BERT (F1: 79.0, accuracy: 88.2), BERT (F1: 86.7, accuracy: 76.4) and SWAlign (F1: 37.3, accuracy: 60.3). The result demonstrates the effectiveness of synthetic dataset across variant models.

C Model Settings

We use four GeForce GTX 1080 Ti for training a model, where the runtime varies depending on model and the training set size. Training all 3305 human-labeled pairs takes about 7 minutes. Training 10,000 synthetic pairs with 4 epochs takes about 40 minutes. For SWAlign, we tune the hyperparameters of the logistic regression with the following range: $C \in \{1e-3, 1e-2, 1e-1, 1, 1e+1, 1e+2, 1e+3\}$, which is inverse of regularization strength, and $Norm \in \{l2, none\}$. The best F1 parameters are depending on training settings, and we report the best score of optimal parameters in Table 10. We evaluate our model’s accuracy and F1 score with the scikit-learn library⁸.

⁸https://scikit-learn.org/stable/modules/generated/sklearn.metrics.classification_report.html

Dataset		RoBERTa		Legal-BERT		BERT		SWAlign	
Syn.	Hu.	Acc.	F1	Acc.	F1	Acc.	F1	Acc.	F1
0K	3305	88.3	80.4	89.4	81.7	87.1	77.6	66.9	32.1
1K	3305	88.6	81.0	88.1	79.8	86.7	77.0	63.1	40.0
5K	3305	89.2	81.5	89.2	82.0	88.0	79.3	62.1	39.5
10K	3305	89.4	82.0	89.5	82.0	87.8	79.2	61.0	39.5
50K	3305	89.1	81.8	89.0	81.3	87.8	79.6	56.6	37.9
100K	3305	88.4	80.9	89.3	81.4	88.5	80.7	53.4	36.6

Table 8: Validation results with various sizes of synthetic and human-labeled data for all models.

Dataset		RoBERTa		Legal-BERT		BERT		SWAlign	
Syn.	Hu.	Acc.	F1	Acc.	F1	Acc.	F1	Acc.	F1
0K	3305	86.9	76.8	87.5	76.9	85.3	73.7	67.5	32.4
1K	3305	87.4	77.9	87.5	77.1	85.1	74.0	62.2	37.0
5K	3305	88.6	79.6	88.1	78.7	86.5	76.1	61.0	37.0
10K	3305	88.9	79.9	88.2	78.8	85.8	75.1	60.3	37.3
50K	3305	88.6	79.4	88.2	79.0	86.4	76.3	56.7	36.0
100K	3305	88.6	79.4	87.8	78.4	86.7	76.4	53.9	36.2

Table 9: Test results with various sizes of synthetic and human-labeled data for all models.

Dataset		RoBERTa		Legal-BERT		BERT		SWAlign	
Synthetic	Human	lr	Epoch	lr	Epoch	lr	Epoch	Norm	C
10K	0	2e-5	3	2e-5	2	3e-5	4	l2	1e-2
0	3305	2e-5	4	1e-5	4	2e-5	4	l2	1
10K	3305	2e-5	4	1e-5	4	2e-5	4	l2	1e+2

Table 10: The best parameters of models. lr indicates a learning rate.

# Co-occurrence	Total	# Selected Pairs
300 - 3000	48	41
200 - 299	71	49
100 - 199	371	243
50 - 99	1,140	585
5 - 49	80,511	600
1 - 4	136,996	600
0	-	600
Sum	2,19,137	2,718

Table 11: Statistics of bill pairs appearing together in lobby reports. We use this bill-level related pairs as for measuring bill-level similarity.

Range	SWAlign		RoBERTa	
	Average	Median	Average	Median
300-3000	24.3	10.1	33.2	26.8
200-299	25.4	9.4	33.1	27.4
100-199	20.0	4.6	31.5	24.0
50-99	10.9	1.3	22.6	18.2
5-49	3.6	0.0	13.3	10.5
1-4	1.4	0.0	11.0	7.5
0	0.2	0.0	6.0	0.0

Table 12: Average and median of bill similarity for each range.

D Bill-level Analysis

Bill-level Pairs Table 11 shows the number of total and sampled bill pairs for each range used for measuring bill similarity.

Bill-level Results Table 12 shows the average and median of bill similarity score for ranges. The similarity tends to increase as the co-occurrence frequency increases. This suggests the proposed similarity measure accurately captures the similarity between two bills. For both average and median, RoBERTa gets the higher scores than SWAlign on predicting bill-level similarities.

E Boilerplate

Two subsections share common templated text that is repeatedly used in bills. These templates create an arbitrary similarity between bills that are otherwise unrelated in policy. Since a boilerplate pair is likely to be labeled as a *Identical* or *Almost Identical* class, annotators are instructed to label boilerplate so that these data instances can be filtered out from the dataset during preprocessing. 12 subsection titles are involved in Boilerplate.

Table 13 shows the boilerplate examples for each subsection’s title.

F Coding Rules

We provide description of 5-relation types to coders when building human-labeled pairs.

Subsection Relation Types Table 14 shows the description of coding rules for relation classes. Additionally, we ask coders to mark subsection pairs, which are included in Boilerplate or templates texts. The pairs marked with one of those, we filter out them in preprocessing step.

Example of Common Phrases in Bills Table 15 is samples of the common phrases appear in bill text. As for reference, we provide top 50 common N-gram list to coders for annotation. We set N from 3 to 10.

Subsection Title	Example
Effective Date	The amendments made by subsection (a) apply to goods entered, or withdrawn from warehouse for consumption, on or after the 15th day after the date of the enactment of this Act.
Authorization of Appropriations	There are authorized to be appropriated such sums as are necessary to carry out this title. Any amount appropriated under this subsection shall remain available, without fiscal year limitation, until expended.
Vacancies	(1) In general.—The Board shall fill any vacancy in the membership of the Council in the same manner as the original appointment. The vacancy shall not affect the power of the remaining members to execute the duties of the Council. (2) Vacancy appointments.—Any member appointed to fill a vacancy shall serve for the remainder of the term for which the predecessor of the member was appointed. (3) Reappointment.—The Board may reappoint an appointed member of the Council for a second term in the same manner as the original appointment.
Termination	The program shall terminate, and no loan may be made under this section, on or after the date that is 25 years after the date on which amounts are initially appropriated under subsection (e).
Table of Contents	The table of contents for this Act is as follows: Sec. 1. Short title; table of contents. Sec. 2. Findings; policy. Sec. 3. Definitions.
Short Title	This Act may be cited as the “Small Business Innovation to Job Creation Act of 2010”.
Reference	Except as otherwise expressly provided, whenever in this title an amendment or repeal is expressed in terms of an amendment to, or repeal of, a section or other provision, the reference shall be considered to be made to a section or other provision of the Internal Revenue Code of 1986.
Sunset	This title, and any amendments made by this title are repealed, and the requirements under this title shall terminate, on December 31, 2012.
Appropriation	There are authorized to be appropriated to the Secretary of State \$ 6 , 000 , 000 for fiscal year 2010 to carry out this section .
Severability	If any provision of this Act or any amendment made by this Act, or the application of a provision or amendment to any person or circumstance, is held to be unconstitutional, the remainder of this Act and the amendments made by this Act, and the application of the provisions and amendments to any person or circumstance, shall not be affected by the holding.
Matching Requirement	An eligible municipality seeking a grant under this section for a community greening initiative shall agree to make available non-Federal funds to carry out the community greening initiative in an amount equal to not less than 50 percent of the grant awarded to such eligible municipality under this section.
Definitions	In this section— (1) the term “Administrator” means the Administrator of the Small Business Administration; (2) the terms “Federal agency”, “research”, and “Small Business Innovation Research Program” have the meanings given such terms in section 9(e) of the Small Business Act (15 U.S.C.638(e)); and (3) the term “second phase” means the phase described in section 9(e)(4)(B) of the Small Business Act (15 U.S.C.638(e)(4)(B)).

Table 13: Boilerplate Examples of 12 subsection titles.

Relation Type	Description
[4] Identical	copy and paste
[3] Almost Identical	<ul style="list-style-type: none"> word (object) level change <ul style="list-style-type: none"> only single number is different (bill number) paraphrasing: same meaning without adding / deleting object or political idea <ul style="list-style-type: none"> if a new idea is added, the pair should be classified as class “[2] Related” only order change
[2] Related	<ul style="list-style-type: none"> at least about 50% of political phrase are overlapped new specific political idea is added / deleted if words are added / deleted involving extra meaning (different idea), this pair likely to be considered class “[2] Related”
[1] Partially Related	<ul style="list-style-type: none"> less than 50% of political phrases / clauses are overlapped
[0] Unrelated	<ul style="list-style-type: none"> different / unrelated section <ul style="list-style-type: none"> two subsections have no common sentence (phrase / clause), or all common texts are included in top common N-grams list (Table 15 in Appendix F)
[B] Boilerplate	these will be common templated sections (i.e coin bills, visa sections, etc) that relate to other bills due to the similarity of common structure and not because of their actual similarity in intent.
[E] Excluded	text which does not specify specific political ideas or unrelated object to subsection contents (e.g., Definition, Tables)
Text to ignore	<ul style="list-style-type: none"> top 50 common Ngram (Table 15 in Appendix F) apply to all classes

Table 14: Description of Coding Rules. This table provides a further description of our coding rule. We note that one of key distinctions between “[3] Almost Identical” and “[2] Related” subsection relation type is that the former concerns two subsections with the same policy idea, while the latter characterizes the subsection pairs with different policy ideas. This is capture by the following coding rule for “[2] Related” type: “a new specific political idea is added / deleted”.

N	N-gram	Count
10	is amended by adding at the end the following new	5174
	after the date of the enactment of this Act the	2540
	days after the date of the enactment of this Act	1976
	Code is amended by adding at the end the following	1764
	of the Internal Revenue Code of 1986 is amended by	1662
	the date of the enactment of this Act the Secretary	1540
9	after the date of enactment of this Act the Secretary	1529
	the Internal Revenue Code of 1986 is amended by	1666
	the date of enactment of this Act the Secretary	1580
	date of the enactment of this Act the Secretary	1544
	the Public Health Service Act 42 U S C	1542
	of the Public Health Service Act 42 U S	1520
8	Not later than 180 days after the date of	1478
	2 by adding at the end the following	1420
	year after the date of enactment of this	1407
	1 year after the date of enactment of	1380
	and 2 by adding at the end the	1333
	United States Code is amended by adding at	1273
7	States Code is amended by adding at the	1273
	year after the date of enactment of	1728
	Revenue Code of 1986 is amended by	1676
	Not later than 180 days after the	1672
	of enactment of this Act the Secretary	1588
	enactment of this Act the Secretary of	1585
6	days after the date of enactment	2453
	of such Code is amended by	2419
	the end the following new paragraph	2332
	later than 180 days after the	2170
	striking the period at the end	2161
	1 year after the date of	2141
5	the end the following new subsection	1922
	at the end the following	17303
	by adding at the end	17116
	adding at the end the	16603
	the date of enactment of	11070
4	the end the following	17326
	at the end the	17310
	adding at the end	17171
	by adding at the	17122
	after the date of	16799
	date of enactment of	11129
3	at the end	25197
	with respect to	24365
	under this section	23672
	of this Act	20146
	after the date	19807
	1 In general	17316

Table 15: Samples of top 50 N-gram in bill text.