

High Energy Resummed Predictions for the Production of a Higgs Boson with at least One Jet

Jeppe R. Andersen^a, Hitham Hassan^a, Andreas Maier^b, Jérémy Paltrinieri^c,
Andreas Papaefstathiou^d and Jennifer M. Smillie^c

^a Institute for Particle Physics Phenomenology,
University of Durham, South Road, Durham DH1 3LE, UK

^b Deutsches Elektronen-Synchrotron DESY,
Platanenallee 6, 15738 Zeuthen, Germany

^c Higgs Centre for Theoretical Physics, University of Edinburgh,
Peter Guthrie Tait Road, Edinburgh EH9 3FD, UK,

^dDepartment of Physics, Kennesaw State University, Kennesaw, GA 30144, USA.

June 19, 2023

Abstract

We present all-order predictions for Higgs boson production plus at least one jet which are accurate to leading logarithm in $\hat{s}/|p_\perp|^2$. Our calculation includes full top and bottom quark mass dependence at all orders in the logarithmic part, and to highest available order in the tree-level matching. The calculation is implemented in the framework of High Energy Jets (HEJ). This is the first cross section calculated with $\log(\hat{s})$ resummation and matched to fixed order for a process requiring just one jet, and our results also extend the region of resummation for processes with two jets or more. This is possible because the resummation is performed explicitly in phase space. We compare the results of our new calculation to LHC data and to next-to-leading order predictions and find a numerically significant impact of the logarithmic corrections in the shape of key distributions, which remains after normalisation of the cross section.

Contents

1	Introduction	2
2	Higgs Boson plus Jets Production in the High-Energy Limit	3
2.1	Scaling of Amplitudes at High Energies	3
2.2	$H + \geq 2j$ Processes within HEJ	3
2.3	Scaling of $H + \geq 1j$ Amplitudes	6
2.4	New Components for $H + \geq 1j$ and an Outer Higgs Boson	8
2.4.1	Higgs Current	8
2.4.2	Lipatov Vertex for Additional Gluons	8
2.4.3	Matrix element including additional gluons	9
3	Predictions and Comparison to Data	10
3.1	Predictions	10
3.2	Predictions for 13 TeV and Comparison to Data	11
3.3	Predictions for 8 TeV and Comparison to Data	13
3.3.1	$H + \geq 1j$	13
3.3.2	$H + \geq 2j$	15

4	Conclusions	17
A	NLO reweighting factors	18
B	Additional Plots of QCD Component	18

1 Introduction

Analysing the Higgs sector is among the foremost objectives of the LHC. To this end, experiments aim for accurate measurements of processes where Higgs bosons are produced, either inclusively or in association with other identified particles. Given the phenomenological importance of processes involving Higgs boson production, there are considerable efforts to provide high-precision theory predictions. Perturbative corrections are typically found to be sizable, necessitating the inclusion of effects at high orders. This endeavour faces a major challenge: in large regions of phase space Higgs boson production is predominantly loop-induced, namely through gluon fusion via a virtual top-quark loop. Inclusive gluon-fusion Higgs boson production with full finite top-mass contributions is currently known at next-to-next-to-leading order (NNLO) [1], exclusive Higgs boson plus jet production at next-to-leading order (NLO) [2,3], and Higgs boson plus dijet production only at leading order (LO) [4,5].

To facilitate calculations, the top-quark mass is often assumed to be much larger than all other scales. Based on this approximation, one more order has been computed in the perturbative expansion for the aforementioned processes [6–15]. However, one is often interested in observables where the assumption of a comparatively large top-quark mass is invalid and the full mass dependence has to be accounted for. One example is the study of the high-energy tail in the Higgs boson transverse momentum distribution.

Another avenue towards better theory predictions consists of the all-order resummation of contributions that are enhanced in kinematic regions of interest. For Higgs boson production together with at least one jet, one finds logarithms in $\hat{s}/|p_\perp|^2$, where \hat{s} is the square of the partonic centre-of-mass energy and p_\perp a characteristic transverse momentum scale [16]. For the case of two or more jets, the resummation of these high-energy logarithms has been shown to lead to significant corrections, especially after weak-boson fusion cuts are applied [17]. This provides a strong motivation to extend the study of logarithmic enhancement to the production of a Higgs boson with a single jet.

The study of logarithmically enhanced high-energy corrections takes different forms depending on the underlying Born process. For simple, one-scale processes like Drell-Yan boson production, high-energy corrections arise as the energy of the hadron collider increases. Such corrections are called *small- x corrections*, since the light-cone momentum fraction of the incoming partons decreases for increasing hadronic energy. These corrections are often accounted for using *unintegrated pdfs* and off-shell scattering matrix elements. The much celebrated BFKL equation can be used to describe the small- x evolution of the gluon pdfs.

Alternatively, the on-shell scattering involving two or more final state particles receives logarithmically enhanced perturbative corrections in the so-called *multi-Regge kinematic limit* of large *partonic* centre of mass energy \hat{s} and fixed (not growing with \hat{s}) and similar transverse scale p_\perp for the produced particles. As for all other on-shell scatterings, the perturbative process is calculated with collinear factorised pdfs. But the BFKL formalism can in this case predict the logarithmic corrections (in $\hat{s}/|p_\perp|^2$) to the on-shell scattering matrix elements [18]. The focus of the current study is corrections of this type.

Inclusive calculations of BFKL resummation for Higgs boson plus jet production have been performed [19,20]. In contrast, our resummation of high-energy logarithms is based on the *High Energy Jets* (HEJ) framework [21–24]. HEJ provides realistic predictions through a fully flexible Monte Carlo implementation, supplementing leading-order perturbation theory with high-energy resummation retaining exact gauge invariance and momentum conservation. The calculation

presented here is the first time this approach has been used for an inclusive 1-jet process. As is necessary in the high-energy region, the all-order resummation includes the full effects of finite quark masses. We first review the formalism and derive the new building blocks required for leading-logarithmic (LL) resummation for Higgs boson plus jet production in section 2. In section 3, we compare our predictions to experimental measurements and propose observables tailored to the systematic analysis of high-energy corrections. We conclude in section 4.

2 Higgs Boson plus Jets Production in the High-Energy Limit

In the following, we discuss the general properties and structure of amplitudes in the high-energy limit. We briefly summarise LL resummation in the *High Energy Jets* formalism and derive the new ingredients for the production of a Higgs boson together with a single jet, and for processes with two or more jets where the Higgs boson is outside of the jets.

2.1 Scaling of Amplitudes at High Energies

Generally, we are interested in the behaviour of amplitudes in the region of *Multi-Regge Kinematics* (MRK). This region is defined by a large centre-of-mass energy with large invariant masses between all pairs of outgoing particles with finite transverse momenta. This is equivalent to a strong ordering in rapidities. Specifically, for a $2 \rightarrow n$ process, we require

$$y(p_n) \gg \dots \gg y(p_1) \quad |p_{i\perp}| \sim \text{finite } \forall i \in \{1..n\}, \quad (1)$$

where the outgoing particle i has momentum p_i , rapidity $y_i \equiv y(p_i)$ and transverse momentum $|p_{i\perp}|$.

In this region, Regge theory [25] states that the amplitude should scale as

$$\mathcal{M} \sim s_{12}^{\alpha_1(t_1)} \dots s_{nn+1}^{\alpha_n(t_n)}, \quad (2)$$

where the s_{ii+1} refers to the invariant mass between particle i and $i + 1$, and $\alpha_i(t_i)$ is the maximum spin of any particle that can be exchanged in the t -channel between particle i and $i + 1$. From this formula, it follows that the leading contribution to a QCD amplitude is given by the configurations which maximise the number of gluons exchanged in the t -channel. These configurations characterise the regions of phase space in which the leading high-energy logarithms arise. We therefore refer to them as leading-logarithmic (LL) or Fadin-Kuarev-Lipatov (FKL) configurations.

As a simple example, let us consider the amplitude for elastic scattering of a quark or antiquark (q) and a gluon (g), with the incoming quark in the backward direction [22]. Ordering the outgoing particles by ascending rapidity, the two possible configurations are $qg \rightarrow qg$ and $qg \rightarrow gq$. For the rapidity ordering $qg \rightarrow qg$ it is possible to exchange a t -channel gluon and we therefore expect the amplitude to scale as $\mathcal{M}_{qg \rightarrow qg} \sim \hat{s}^1$ for $y(p_2) \gg y(p_1)$. Conversely, the flipped ordering $qg \rightarrow gq$ only allows a t -channel (anti-)quark exchange, implying $\mathcal{M}_{qg \rightarrow gq} \sim \hat{s}^{\frac{1}{2}}$. This scaling behaviour is indeed confirmed by an explicit calculation and illustrated in figure 1, where increasing Δy represents approaching the MRK limit.

2.2 $H + \geq 2j$ Processes within HEJ

The construction of the leading-logarithmic calculation of $pp \rightarrow H + \geq 2j$ in the HEJ framework was described in detail in [17, 26]. Here we summarise the main points in order to frame the discussion of the new components calculated in this paper.

Following the arguments in section 2.1, the LL configurations in pure QCD have the form $f_a f_b \rightarrow f_a \dots f_b$, where f_a, f_b indicate the incoming parton flavours and the ellipsis denotes an arbitrary number of gluons. As before, the particles are written in order of increasing rapidity.

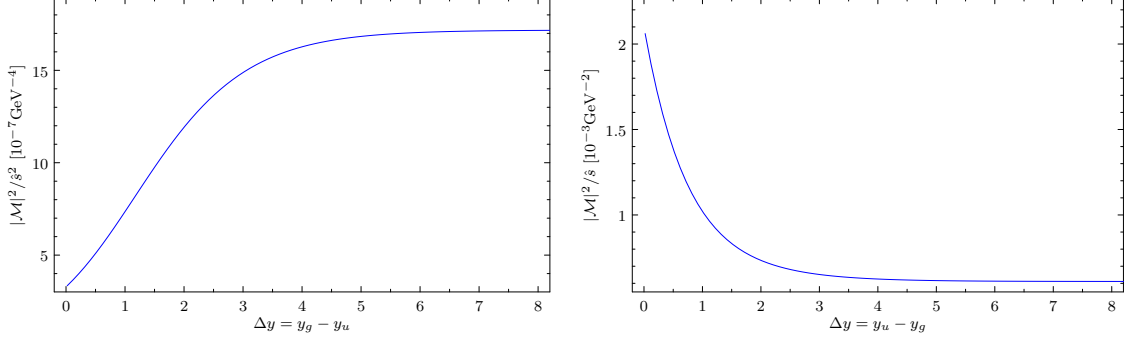


Figure 1: Regge scaling of quark-gluon scattering amplitudes in the MRK limit, approached by increasing Δy . Left: Rapidity ordering $qg \rightarrow qg$. Right: Rapidity ordering $qg \rightarrow gq$. The kinematics are fixed by the azimuthal angle $\phi_1 = \frac{\pi}{7}$ and transverse momentum $p_{1\perp} = 40$ GeV of the outgoing particle in the backward direction.

The production of an additional Higgs boson proceeds via an effective coupling to two or more gluons. Since invariant masses are large in the high-energy region, it is crucial that the exact dependence on the top-quark mass is included in this effective coupling. A final-state Higgs boson with momentum $p_H \equiv p_j$ at an intermediate rapidity y_j such that $y_{j-1} \ll y_j \ll y_{j+1}$ can then exchange t -channel gluons with the outgoing partons $j-1, j+1$. It was shown in [26] that the scaling behaviour in equation (2) directly generalises when a Higgs boson is emitted in the middle of the quarks and gluons. Therefore, all configurations $f_a f_b \rightarrow f_a \cdots H \cdots f_b$ contribute at LL accuracy.

In the MRK limit the amplitudes are found to factorise into a neat product of simple functions. In the *High Energy Jets* formalism we obtain the form

$$\begin{aligned} \left| \mathcal{M}_{\text{HEJ}}^{f_a f_b \rightarrow f_a \cdots H \cdots f_b} \right|^2 &= \mathcal{B}_{f_a, H, f_b}(p_a, p_b, p_1, p_n, q_j, q_{j+1}) \\ &\quad \cdot \prod_{\substack{i=1 \\ i \neq j}}^{n-2} \mathcal{V}(p_a, p_b, p_1, p_n, q_i, q_{i+1}) \\ &\quad \cdot \prod_{i=1}^{n-1} \mathcal{W}(q_i, y_i, y_{i+1}), \end{aligned} \quad (3)$$

for the modulus square of the matrix element, summed and averaged over helicities and colours. In this expression, p_a (p_b) is the incoming momentum in the backward (forward) direction and p_1, \dots, p_n are the outgoing momenta ordered in increasing rapidity. The t -channel momenta are given by

$$q_1 = p_a - p_1, \quad q_i = q_{i-1} - p_i \text{ for } i > 1. \quad (4)$$

The structure is illustrated in figure 2. At Born level, the right-hand side of equation (3) reduces to the function $\mathcal{B}_{f_a, H, f_b}$, described below. \mathcal{V} comprises the real corrections due to the production of $n-3$ gluons in addition to f_a, f_b , and the Higgs boson. It is given by the contraction of two Lipatov vertices [26]:

$$\mathcal{V}(p_a, p_b, p_1, p_n, q_i, q_{i+1}) = -\frac{C_A}{t_i t_{i+1}} V_\mu(p_a, p_b, p_1, p_n, q_i, q_{i+1}) V^\mu(p_a, p_b, p_1, p_n, q_i, q_{i+1}), \quad (5)$$

$$\begin{aligned} V^\mu(p_a, p_b, p_1, p_n, q_i, q_{i+1}) &= -(q_i + q_{i+1})^\mu \\ &\quad + \frac{p_a^\mu}{2} \left(\frac{q_i^2}{p_{i+1} \cdot p_a} + \frac{p_{i+1} \cdot p_b}{p_a \cdot p_b} + \frac{p_{i+1} \cdot p_n}{p_a \cdot p_n} \right) + p_a \leftrightarrow p_1 \\ &\quad - \frac{p_b^\mu}{2} \left(\frac{q_{i+1}^2}{p_{i+1} \cdot p_b} + \frac{p_{i+1} \cdot p_a}{p_b \cdot p_a} + \frac{p_{i+1} \cdot p_1}{p_b \cdot p_1} \right) - p_b \leftrightarrow p_n, \end{aligned} \quad (6)$$

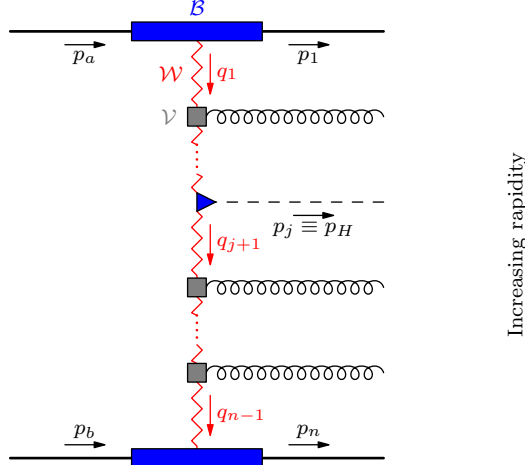


Figure 2: Structure of the matrix element for the process $f_a f_b \rightarrow f_a \cdots H \cdots f_b$.

where $t_i = q_i^2$ are the squares of the t -channel momenta. \mathcal{W} accounts for the all-order finite contribution coming from the sum of the virtual corrections and unresolved real corrections. It is process-independent and described in detail in [26].

The process-dependent Born-level factor is given by

$$\mathcal{B}_{f_a, H, f_b} = \frac{(4\pi\alpha_s)^{n-1}}{4(N_c^2 - 1)} \frac{K_{f_a}(p_1^-, p_a^-)}{t_1} \frac{K_{f_b}(p_n^+, p_b^+)}{t_{n-1}} \frac{\|S_{f_a f_b \rightarrow f_a H f_b}\|^2}{t_j t_{j+1}}. \quad (7)$$

Here, α_s is the strong coupling and $N_c = 3$ is the number of colours. The difference between incoming gluons and (anti-)quarks is completely absorbed into the *colour acceleration multipliers* K_f with

$$K_g(x, y) = \frac{1}{2} \left(\frac{x}{y} + \frac{y}{x} \right) \left(C_A - \frac{1}{C_A} \right) + \frac{1}{C_A} \quad \text{for gluons,} \quad (8)$$

$$K_q(x, y) = C_F \quad \text{for quarks and antiquarks.} \quad (9)$$

$C_F = \frac{N_c^2 - 1}{2N_c}$ and $C_A = N_c$ are the usual Casimir invariants. $S_{f_a f_b \rightarrow f_a H f_b}$ is a contraction of currents with the Higgs boson production vertex. The double vertical bars indicate the sum over helicities of the corresponding amplitudes:

$$\|S_{f_a f_b \rightarrow f_a H f_b}\|^2 = \sum_{\substack{\lambda_a=+,- \\ \lambda_b=+,-}} \left| j_\mu^{\lambda_a}(p_1, p_a) V_H^{\mu\nu}(q_j, q_{j+1}) j_\nu^{\lambda_b}(p_n, p_b) \right|^2. \quad (10)$$

V_H is the well-known one-loop effective coupling between the Higgs boson and two gluons in the normalisation of [17], including the full quark-mass dependence. The inclusion of this piece in equation (3) then gives the correct finite quark-mass contributions at LL for *any* number of final state partons/jets. Finally, the current j is given by

$$j_\mu^\lambda(p, q) = \bar{u}^\lambda(p) \gamma_\mu u^\lambda(q). \quad (11)$$

In addition to the LL resummation discussed so far, gauge-invariant subsets of next-to-leading logarithmic (NLL) corrections originating from non-FKL configurations have also been included in HEJ. One source of NLL corrections are the configurations $q f_b \rightarrow H q \cdots f_b$ and $f_a q \rightarrow f_a \cdots q H$, which only permit $n - 2$ t -channel gluon exchanges instead of the $n - 1$ exchanges found in LL configurations. In these cases, we adapt the matrix element formula for the corresponding LL configurations to a flipped rapidity order of outgoing (anti-)quark and Higgs boson. If the Higgs boson is emitted first in rapidity order, we use equation (3) with

$p_2 \equiv p_H$ and exclude the virtual correction factor \mathcal{W} for $i = 1$. In the other case of the Higgs boson being emitted last, we set $p_{n-1} = p_H$ and skip \mathcal{W} for $i = n - 1$.

A second class of non-FKL configurations arises for three or more produced jets, when the most backward or forward outgoing particle is a gluon, but the corresponding incoming parton is a quark or antiquark. These “unordered gluon” configurations, $qf_b \rightarrow gq \cdots H \cdots f_b$ and $f_a q \rightarrow f_a \cdots H \cdots qg$, allow one t -channel gluon exchange less than the corresponding FKL configurations in which the unordered gluon is swapped with the neighbouring (anti-)quark. Hence, they contribute at NLL accuracy. Without loss of generality, we consider the case where the unordered gluon is the most backward emitted particle. We denote its momentum by p_g and the following momenta by p_1, \dots, p_n . The modulus square of the matrix element then has the same structure as in equation (3). In fact, the only changes are that the first t -channel momentum is now $q_1 = p_a - p_1 - p_g$ and that a different Born-level function \mathcal{B}_{gq,H,f_b} depending also on p_g appears. For a derivation and explicit expressions, see [26].

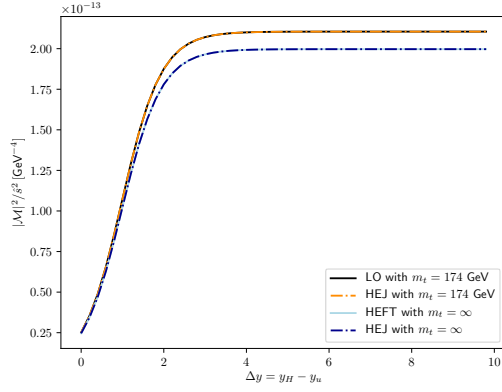
2.3 Scaling of $H + \geq 1j$ Amplitudes

To extend the formalism to the production of a Higgs boson with a single jet we first need to identify the LL configurations, following the discussion in section 2.1, and then derive the corresponding matrix elements.

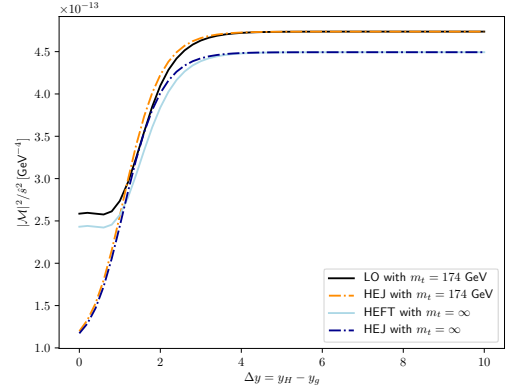
So far, we have only considered LL configurations in which both the most backward and the most forward outgoing particle is a parton. However, in the process $gq \rightarrow Hq$, the amplitude should scale as $\mathcal{M} \sim s_{Hq}$, as there is a gluon exchange (thus a spin-1 particle) in the t -channel. Similarly, the process $gg \rightarrow Hg$ corresponds to $\mathcal{M} \sim s_{Hg}$. If we look at Higgs boson plus dijet production, the same argument allows us to establish that $gq \rightarrow Hgq$ scales as $\mathcal{M} \sim s_{Hg}s_{gq}$. All these configurations therefore contribute at LL accuracy. This is no longer the case if, for example, outgoing parton flavours are rearranged: $gq \rightarrow Hqg$ scales as $\mathcal{M} \sim s_{Hq}s_{qg}^{1/2}$.

Note that these scalings are valid whether we consider the full LO amplitude (with Higgs to gluons couplings *via* quark loops) or the Higgs Effective Field Theory (HEFT) one with an infinite top mass m_t , as shown in figure 3. To produce these plots, the amplitude is extracted from Madgraph5_aMC@NLO [27] and is calculated in a one-dimensional phase-space as a function of the rapidity separation between all pairs of particles. It was checked for consistency that setting the top mass to infinity in the LO amplitude yields the HEFT result. We compare to the LO truncation of the all-order HEJ amplitudes, anticipating their derivation from the high-energy limit in section 2.4,

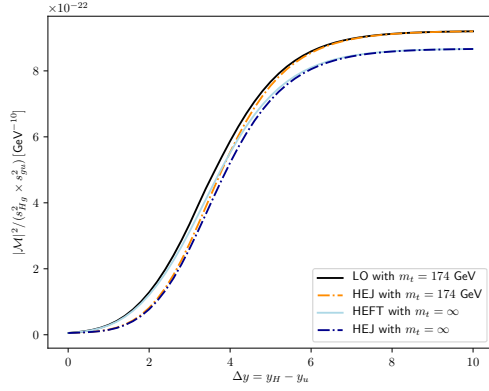
The momentum configurations chosen are summarised in table 1. We stress though that the behaviour shown is not dependent on specific values of azimuthal angle or transverse momentum, but only on the rapidity assignment of the particles.



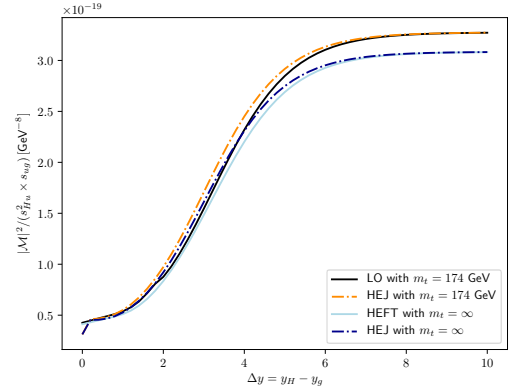
(a) $|\mathcal{M}|^2/\hat{s}^2$ for the process $gu \rightarrow Hu$



(b) $|\mathcal{M}|^2/\hat{s}^2$ for the process $gg \rightarrow Hg$



(c) $|\mathcal{M}|^2/(s_{Hg}^2 \times s_{gu}^2)$ for the process $gu \rightarrow Hgu$



(d) $|\mathcal{M}|^2/(s_{Hu}^2 \times s_{ug}^2)$ for the process $gu \rightarrow Hug$

Figure 3: Verifying Regge scaling of the squared matrix elements (equation (2)) for 4 different processes. Increasing values of Δy on the x -axis approach the MRK limit (equation (1)).

Process	Momenta configuration
$gq \rightarrow Hq$	$\begin{cases} y_q = -\Delta \text{ and } y_H = \Delta \\ \phi_q = \frac{\pi}{4} \\ p_{q\perp} = 40 \text{ GeV} \end{cases}$
$gg \rightarrow Hg$	$\begin{cases} y_g = -\Delta \text{ and } y_H = \Delta \\ \phi_g = \frac{\pi}{4} \\ p_{g\perp} = 40 \text{ GeV} \end{cases}$
$gq \rightarrow Hgq$	$\begin{cases} y_q = -\Delta, y_g = 0 \text{ and } y_H = \Delta \\ \phi_g = \frac{\pi}{2} \text{ and } \phi_q = -\frac{\pi}{3} \\ p_{g\perp} = k_{q\perp} = 40 \text{ GeV} \end{cases}$
$gq \rightarrow Hqg$	$\begin{cases} y_g = -\Delta, y_q = 0 \text{ and } y_H = \Delta \\ \phi_g = -\frac{\pi}{2} \text{ and } \phi_q = \frac{\pi}{3} \\ p_{g\perp} = k_{q\perp} = 40 \text{ GeV} \end{cases}$

Table 1: The momentum configurations used in figure 3.

2.4 New Components for $H + \geq 1j$ and an Outer Higgs Boson

In section 2.1 we discussed the factorisation of LL amplitudes for $f_a f_b \rightarrow f_a \cdots H \cdots f_b$ into a Born-level function \mathcal{B} , a product over real-emission vertices \mathcal{V} , and a product of virtual corrections \mathcal{W} . The same type of factorisation holds for LL configurations with the Higgs boson as the most forward or backward outgoing particle. In fact, the virtual corrections are the same as in equation (3). To derive the remaining factors, we first analyse the Born-level process $gf_b \rightarrow Hf_b$ and then consider real corrections.

2.4.1 Higgs Current

The Born-level function \mathcal{B}_{H,f_b} for the process $gf_b \rightarrow H \cdots f_b$ is obtained by deriving a t -channel factorised form analogous to equation (7) from the modulus square of the Born-level amplitude in the MRK limit. For $gq \rightarrow Hq$, the tree-level amplitude is determined by a single diagram, depicted in figure 4.

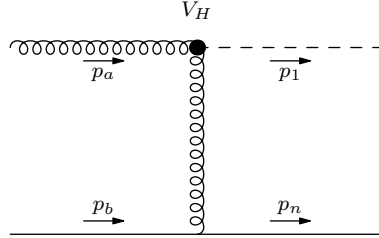


Figure 4: The tree-level diagram for the process $gq \rightarrow Hq$. The straight solid line denotes an arbitrary light quark or antiquark.

Without requiring any approximations we obtain the factorised expression

$$\mathcal{B}_{H,f_b} = \frac{(4\pi\alpha_s)^{n-1}}{4(N_c^2 - 1)} \frac{1}{t_1} \frac{K_{f_b}(p_n^+, p_b^+)}{t_{n-1}} \|S_{gf_b \rightarrow Hf_b}\|^2, \quad (12)$$

$$\|S_{gf_b \rightarrow Hf_b}\|^2 = \sum_{\substack{\lambda_a=+,- \\ \lambda_b=+,-}} \left| \epsilon_\mu^{\lambda_a}(p_a) V_H^{\mu\nu}(p_a, p_a - p_1) j_\nu^{\lambda_b}(p_n, p_b) \right|^2, \quad (13)$$

for $f_b = q$, where $\epsilon^{\lambda_a}(p_a)$ is the polarisation vector of the incoming gluon. This is plotted along with the exact LO results from Madgraph5_aMC@NLO [27] in figure 3(a), showing exact agreement for both finite top quark mass and in the infinite m_t limit. In the MRK limit, this formula also holds for $f_b = g$, which is shown in figure 3(b). In this case there is some approximation away from the limit, but very quickly the LO and HEJ lines converge as Δy increases.

2.4.2 Lipatov Vertex for Additional Gluons

In section 2.2, we described the simple factorised structure of amplitudes within (N)MRK limits. Not only are the different components independent of momenta in different parts of the chain, they are independent of the particle content of the rest of the chain. This should mean that the Lipatov vertex derived in pure QCD processes for additional gluons still applies. However, the Lorentz and colour structure of the ‘‘Higgs current’’ $j_H^\nu = \epsilon_\mu V_H^{\mu\nu}$ differ compared to pure QCD processes so it is important to check that this is indeed the case.

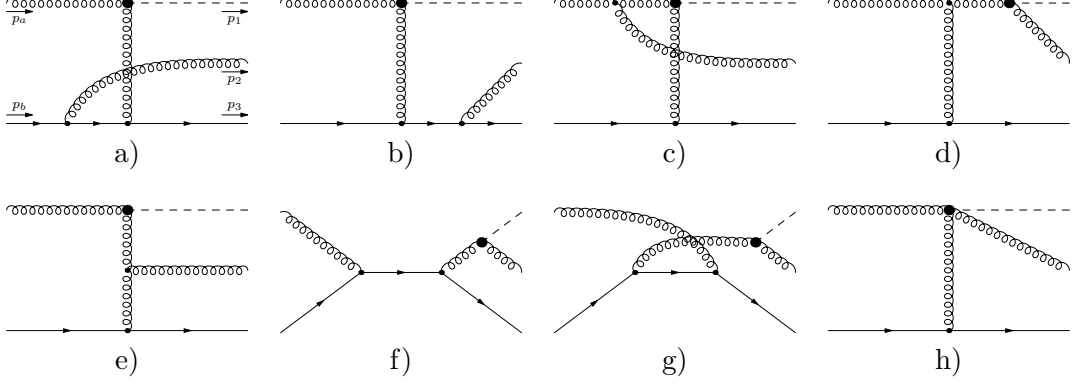


Figure 5: The eight LO diagrams which contribute to the process in equation (14).

We will consider the process

$$g(p_a)q(p_b) \rightarrow H(p_1)g(p_2)q(p_3), \quad (14)$$

in the MRK limit $y_1 \ll y_2 \ll y_3$. There are eight LO diagrams, as shown in fig. 5. Compact expressions for tree-level Higgs-plus-4 parton colour-ordered amplitudes appear in [28, 29]. Setting $q_1 = p_a - p_1$ and $q_2 = p_3 - p_b$, the HEJ amplitude is given by

$$\mathcal{M}_{\text{HEJ}} = i g_s^2 f^{2ea} T_{3b}^e \frac{\bar{u}(p_3) \gamma^\nu u(p_b)}{q_1^2 q_2^2} V^\alpha(p_a, p_b, p_a, p_3, q_1, q_2) V_H^{\mu\nu}(p_a, q_1) \varepsilon_\mu(p_a) \varepsilon_\alpha(p_2)^*. \quad (15)$$

As the outer particle is no longer colour-charged, the third argument of the Lipatov vertex defined in equation (6) is now p_a instead of p_1 . The colour factor of the HEJ amplitude may be rewritten

$$i f^{2ea} T_{3b}^e = (T^a T^2)_{3b} - (T^2 T^a)_{3b}. \quad (16)$$

We can then directly compare equation (15) with the MRK limit of eqs. (26) and (27) in Ref. [29], and we find agreement at LL up to an unphysical phase arising from our spinor conventions. Specifically, the LL term in the MRK and infinite top-quark mass limit of equation (15) is given by

$$g_s^2 \left(\frac{\alpha_s}{3\pi v} \right) i f^{2ea} T_{3b}^e \frac{\langle 3a \rangle [ab]}{|p_{2\perp}| |p_{3\perp}|} \rightarrow g_s^2 \left(\frac{\alpha_s}{3\pi v} \right) i f^{2ea} T_{3b}^e \frac{\hat{s}}{|p_{2\perp}| |p_{3\perp}|}, \quad (17)$$

where the angle and square brackets are Lorentz-invariant kinematic factors defined by $\langle ij \rangle = \bar{u}(p_i) P_R u(p_j)$ and $[ij] = \bar{u}(p_i) P_L u(p_j)$.

2.4.3 Matrix element including additional gluons

We can now use these results to form the analogue of equation (3) for the process $g f_b \rightarrow H \cdots f_b$

$$\begin{aligned} \left| \mathcal{M}_{\text{HEJ}}^{g f_b \rightarrow H \cdots f_b} \right|^2 &= \mathcal{B}_{H, f_b}(p_a, p_b, p_1, p_n) \\ &\cdot \prod_{i=1}^{n-2} \mathcal{V}(p_a, p_b, p_a, p_n, q_i, q_{i+1}) \\ &\cdot \prod_{i=1}^{n-1} \mathcal{W}(q_i, y_i, y_{i+1}), \end{aligned} \quad (18)$$

where the only differences to equation (3) are the Born-level function $\mathcal{B}_{H, f_b}(p_a, p_b, p_1, p_n)$ given in equation (12) and the third argument of the real-correction function \mathcal{V} . We illustrate that this gives the correct behaviour in the MRK limit in figure 3(c) for the processes $gu \rightarrow Hgu$, and in figure 3(d) we show that we obtain the correct limiting behaviour for the NLL configuration $gu \rightarrow Hug$.

3 Predictions and Comparison to Data

In this section we compare predictions for Higgs boson production in association with one or more jets obtained with High Energy Jets to those of fixed next-to-leading order perturbation theory and to experimental analyses. The analyses are implemented in Rivet [30] and relate to data collected at the LHC operated at both 13 TeV [31, 32] and 8 TeV [33].

3.1 Predictions

In our predictions, Sherpa [34] is used to generate leading-order events through Comix [35] and Openloops [36] for $H + n$ jets, where $n = 1, \dots, 5$. We include the exact dependence on the top-quark mass where available (i.e. for $n = 1, 2$) and for higher multiplicities use the simpler results valid for an infinite top mass. High-energy resummation is then applied using the method of HEJ 2, described in detail in [24]. This takes the fixed-order events as input and then adds all-order corrections (real and virtual) corresponding to each Born phase space point. The resulting resummation events are reweighted by

$$\frac{|\mathcal{M}_{\text{HEJ}}(m_t, m_b)|^2}{|\mathcal{M}_{\text{HEJ, LO}}(m_t, 0)|^2} \leq 2 \text{ jets}, \quad (19)$$

$$\frac{|\mathcal{M}_{\text{HEJ}}(m_t, m_b)|^2}{|\mathcal{M}_{\text{HEJ, LO}}(\infty, 0)|^2} > 2 \text{ jets}. \quad (20)$$

$\mathcal{M}_{\text{HEJ}}(m_t, m_b)$ is the HEJ all-order matrix element discussed in section 2, where we have indicated the dependence on the top-quark mass m_t and the bottom-quark mass m_b . $\mathcal{M}_{\text{HEJ, LO}}(m_t, m_b)$ denotes the leading-order truncation of the HEJ matrix element. The p_T -sampling for the leading-order events used for the matching extends slightly beyond the cuts used in the analysis, as required by the mapping between the high-multiplicity m -body resummation phase space point and the n -parton ($n < m$) phase space point of the matching. One way to look at this is that the radiation produced by the resummation on top of the fixed-order input modifies the momenta in the input, and the over-sampling is needed in order for the full analysis-phase space of the resummation events to be covered.

We also use Sherpa and Openloops to provide NLO 1-jet and 2-jet predictions in the infinite top-quark mass limit without resummation, for comparisons with HEJ and the experimental data. The cross sections presented from HEJ are further matched to NLO by multiplying the predictions for the inclusive 1-jet (or 2-jet) distributions by the ratio of the inclusive 1-jet (resp. 2-jet) cross-section at NLO divided by the inclusive 1-jet (resp. 2-jet) cross-section of HEJ expanded to NLO. This changes the normalisation of distributions, and reduces the scale variation.

$$\frac{d\sigma_{\text{HEJNLO}n\text{J}}}{d\mathcal{O}} = \frac{\sigma_{\text{NLO}n\text{J}}}{\sigma_{\text{HEJ}n\text{J}}} \frac{d\sigma_{\text{HEJ}}}{d\mathcal{O}}, \quad (21)$$

where $\sigma_{\text{NLO}n\text{J}}, n = 1, 2$ denotes the inclusive n -jet cross section at NLO and $\sigma_{\text{HEJ}n\text{J}}$ the HEJ prediction for the inclusive n -jet cross section. Note that the components of the cross section with exclusive three or more jets as predicted by HEJ are technically matched only at Born level, but since they form part of the inclusive one or two-jet observables, their contribution is scaled by the relevant ratio in eq. (21).

We use the NNPDF30@NNLO [37] PDF set provided from the LHAPDF collaboration [38] for HEJ and NLO predictions, with the central scale choice $\mu_F = \mu_R = \max(m_{12}, m_H)$ (where m_{12} is the invariant mass between the two hardest jets, and set to $m_{12} = 0$ for 1-jet events). In order to gauge the scale dependence of the predictions the scales are varied independently by a conventional factor of two, excluding combinations where μ_F and μ_R differ by a factor of more than two. The coloured regions in the figures below indicate the theoretical uncertainty envelope formed by these scale variations.

We also investigated an alternative central scale choice $\mu_F = \mu_R = H_T/2$. The predictions changed only minimally with this scale compared to the custom scale choice above and so are not presented in this study.

3.2 Predictions for 13 TeV and Comparison to Data

In this section we present predictions for a CMS analysis [31, 32] at a centre-of-mass energy of $\sqrt{\hat{s}} = 13$ TeV and for additional distributions showcasing differences between HEJ and fixed order predictions at NLO. The CMS study explored distributions for Higgs boson production (and decay in the di-photon channel) both inclusively and in association with one jet.

The baseline cuts related to the photons and the jets are listed in table 2 (see refs. [31, 32] for a full discussion). The pseudo-rapidity jet cuts are specific to the observables studied and are listed in table 3. Jets are reconstructed with the anti- k_T [39] jet algorithm with $R = 0.4$.

Description	Baseline cuts
Leading photon transverse momentum	$p_T(\gamma_1) > 30$ GeV
Subleading photon transverse momentum	$p_T(\gamma_2) > 18$ GeV
Diphoton invariant mass	$m_{\gamma\gamma} > 90$ GeV
Pseudo-rapidity of the photons	$ \eta_\gamma < 2.5$ excluding $1.4442 < \eta_\gamma < 1.566$
Ratio of harder photon p_T to diphoton invariant mass	$p_T(\gamma_1)/m_{\gamma\gamma} > \frac{1}{3}$
Ratio of softer photon p_T to diphoton invariant mass	$p_T(\gamma_2)/m_{\gamma\gamma} > \frac{1}{4}$
Photon isolation cut	$\text{Iso}_{\text{gen}}^\gamma < 10$ GeV
Jet transverse momentum	$p_T(j) > 30$ GeV

Table 2: Baseline photon and jet cuts of the 13 TeV analysis, following the CMS analysis of [31, 32]. $\text{Iso}_{\text{gen}}^\gamma$ denotes the sum of transverse energies of stable particles in a cone of radius $\Delta R = 0.3$ around each photon.

Observable	Pseudo-rapidity jet cut
Number of jets N_{jets} , figure 6a	$ \eta_j < 2.5$ (all jets)
$ p_T^{j_1} $, figure 6b	$ \eta_{j_1} < 2.5$ (hardest jet) and $ \eta_j < 4.7$ (other jets)
$\min m_{ff}$, figure 7a	$ \eta_{j_1} < 2.5$ (hardest jet) and $ \eta_j < 4.7$ (other jets)
$\max m_{ff}$, figure 7b	$ \eta_{j_1} < 2.5$ (hardest jet) and $ \eta_j < 4.7$ (other jets)

Table 3: Pseudo-rapidity jet cuts used for the 13 TeV analysis observables presented in this section, following the CMS analysis of [31, 32].

The HEJ and NLO QCD predictions only describe $pp \rightarrow H + n\text{-jet}$ processes via gluon fusion (GF) where the jets consist of light quarks and gluons. The data includes a non-GF contribution from electroweak VBF, VH and $t\bar{t}H$ processes, labelled together as HX in the experimental papers. We have extracted the value of this component from the experimental papers for the rest of this section, and added it to both the HEJ and NLO QCD predictions, where possible. This is indicated with “+HX” in the legend.

Figure 6a shows the exclusive number of jets where the 1-jet and 2-jet HEJ predictions are rescaled as described in equation (21). The fixed-order predictions are limited to 2 jets at NLO and 3 jets at LO, whereas HEJ allows us to make predictions for the ≥ 4 -jet bin and reasonable agreement is achieved throughout.

In figure 6b, the transverse momentum of the first jet is shown. We have compared to data from [31] here rather than [32] as it covers a larger range. The discrepancy between NLO and HEJ predictions as the transverse momentum increases is due to the resummation procedure,

and has also been observed in W +jets processes (see ref. [40]). The effect would be even more significant for greater values of p_T , however the collected data does not probe this region of phase-space. We have previously observed that a similar harder p_T -spectrum seen in $H + \geq 2j$ processes in HEJ leads to a greater sensitivity to the effects of using finite top and bottom quark masses [17].

The minimum rapidity separation between any two particles in the final state is shown in figure 7a. As the Higgs boson is one of these final states, this is a 1-jet observable, so the NLO 1-jet predictions are shown for comparison and the HEJ predictions are scaled by the ratio of the NLO to HEJ inclusive 1-jet rates. This observable is very sensitive to high-energy logarithmic corrections, and as was observed in previous studies (see ref. [17]), the effect of the resummation results in a significant lowering of the HEJ prediction compared to fixed-order, by as much as 50% at large values. Figure 7b shows the maximum invariant mass between any two particles in the final state. This is related to the high energy limit where all pairwise invariant masses are taken to be large, but also includes situations where two or more particles have a small invariant mass. The impact of the logarithmic corrections is not as strong here, and the fixed-order and resummed predictions agree within uncertainties.

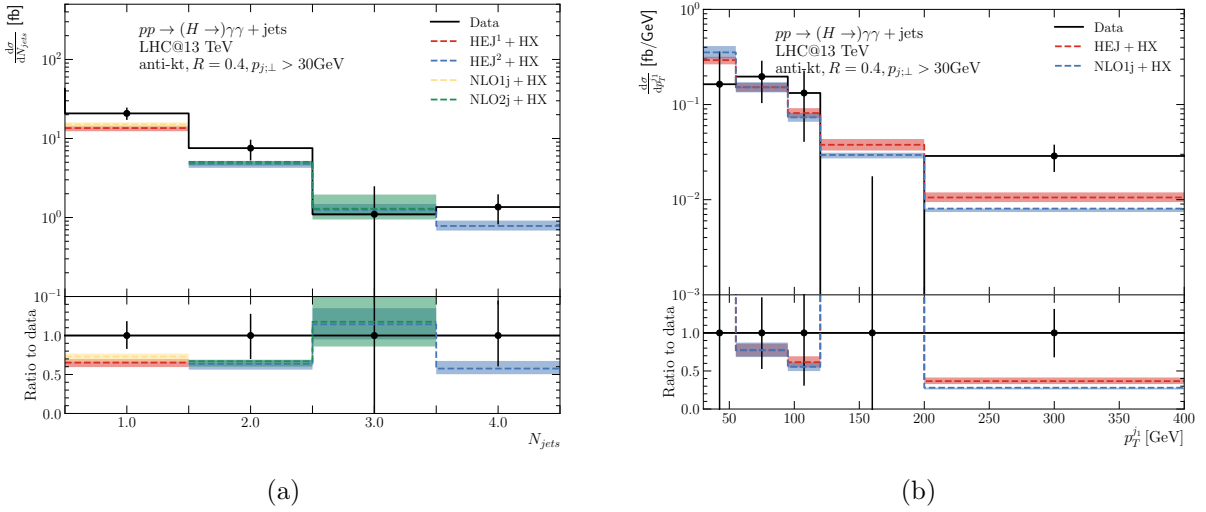


Figure 6: (a) The exclusive number of jets compared to CMS data from [32], and (b) the transverse momentum distribution of the leading jet compared to CMS data [31]. Both analyses employ the cuts described in table 2. The “HX” component is extracted from those publications.

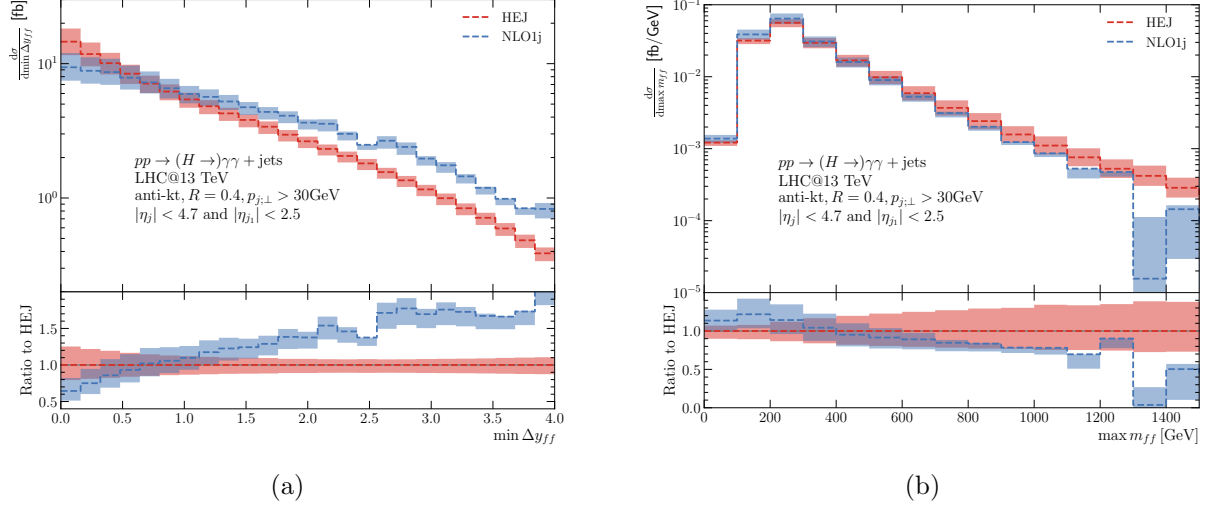


Figure 7: High-energy sensitive inclusive 1-jet distributions: (a) the minimum rapidity separation between any two outgoing particles (Higgs boson or jets) and (b) the maximum invariant mass between any two outgoing particles (Higgs or jets). HEJ results are rescaled by the inclusive cross section ratio $\sigma_{\text{NLO1J}}/\sigma_{\text{HEJ 1J}}$.

3.3 Predictions for 8 TeV and Comparison to Data

We now present predictions for an ATLAS analysis [33] at a centre-of-mass energy of $\sqrt{\hat{s}} = 8$ TeV as implemented in Rivet [30]. We list the relevant experimental cuts used in this analysis in table 4, the complete list being available in the experimental publication. As in the experimental analysis, the jets are reconstructed with the anti- k_T algorithm with a radius parameter of $R = 0.4$. This study explored the inclusive and differential cross-sections for Higgs boson production in the diphoton decay channel. For our purposes, we select the observables which correspond to Higgs boson production plus at least one jet, where our predictions are applicable.

Description	Baseline cuts
Photon transverse momentum	$p_T(\gamma) > 25$ GeV
Diphoton invariant mass	$105 \text{ GeV} < m_{\gamma\gamma} < 160 \text{ GeV}$
Pseudo-rapidity of the photons	$ \eta_\gamma < 2.37$ excluding $1.37 < \eta_\gamma < 1.56$
Ratio of harder photon p_T to diphoton invariant mass	$p_T(\gamma_1)/m_{\gamma\gamma} > 0.35$
Ratio of softer photon p_T to diphoton invariant mass	$p_T(\gamma_2)/m_{\gamma\gamma} > 0.25$
Photon isolation cut	$\text{Iso}_{\text{gen}}^\gamma < 14$ GeV
Jet transverse momentum	$p_T(j) > 30$ GeV
Jet rapidity	$ y_j < 4.4$

Table 4: Baseline cuts of the 8 TeV analysis, following the ATLAS analysis of [33]. $\text{Iso}_{\text{gen}}^\gamma$ denotes the sum of transverse energies of stable particles in a cone of radius $\Delta R = 0.4$ around each photon.

We divide our results into 1-jet observables, i.e. containing at least one jet, where the new components of HEJ as detailed in section 2.3 can be tested, and 2-jet observables. As in the previous subsection, the experimental data points here include a non-GF contribution. We have extracted this “HX” component from [33] where this was available.

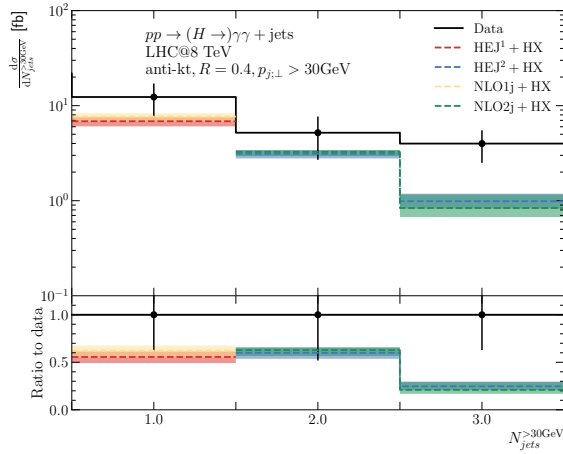
3.3.1 $H + \geq 1j$

In figure 8a, we show the exclusive number of jets. As was evidenced at 13 TeV, the differences between fixed-order and resummed predictions are limited after the inclusive cross sections are

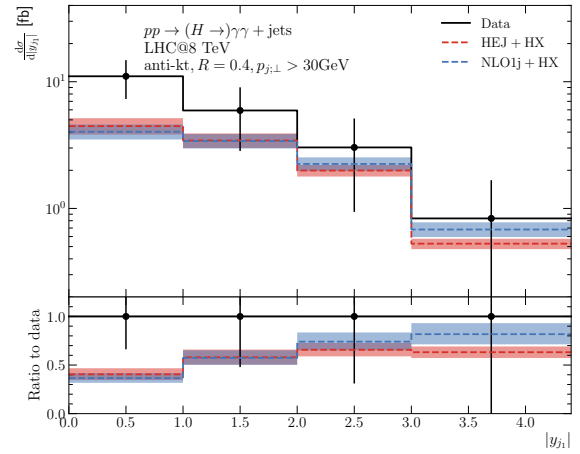
rescaled. The NLO and HEJ predictions for the 1- and 2-jet rates are such that the bands for the theoretical scale variance and data uncertainty bands overlap. The predictions in the ≥ 3 -jet bin remain slightly below data.

In figure 8b, the rapidity of the leading jet is displayed: the discrepancy between the fixed-order and the resummed predictions increases as the rapidity of the jet attains large values. This is a High-Energy effect as opposed to a finite quark mass effect. Indeed, the corrections in \hat{s}/t are particularly sizeable in this region of phase-space, and previous studies (see. ref [17]) showed little dependence on the inclusion of the finite quark mass effects on this observable. However, this is not the case for the transverse momentum of the Higgs boson of figure 8c. The finite quark mass effects and the resummation lead to a hardening of the high- p_T tail of the Higgs boson, which would be even more dramatic had that region been probed. Due to the probed phase-space region of $p_T < 140$ GeV, HEJ and fixed-order predictions for the hardest jet transverse momentum of figure 8d remain close together and difficult to disentangle.

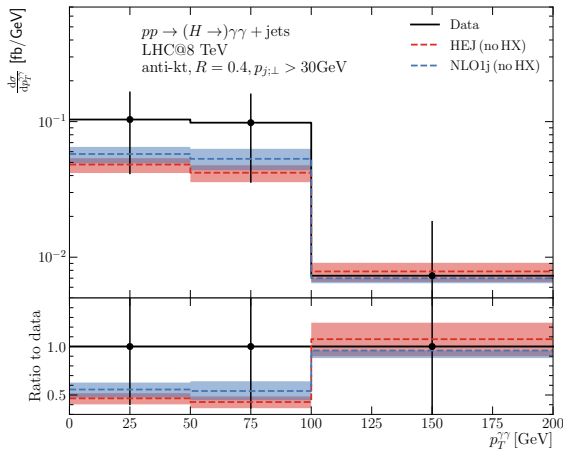
The High-Energy sensitive observables of figure 9 behave in a similar fashion to those at 13 TeV (figure 7) for the reasons explained in section 3.2. Here, there is nearly a factor of two difference between NLO and HEJ at large values of $\min \Delta y_{ff}$.



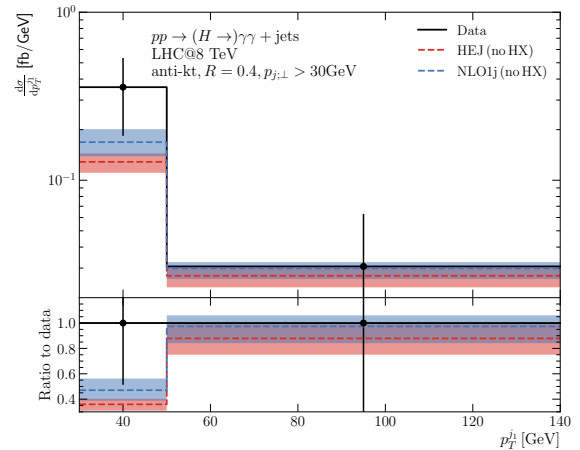
(a) Number of jets



(b) Leading jet rapidity



(c) p_T of the Higgs boson, $N_{\text{jets}} = 1$



(d) Leading jet p_T , $N_{\text{jets}} = 1$

Figure 8: (8a): Number of jets (exclusive). (8b): Leading jet rapidity. (8c): Higgs boson transverse momentum in the 1-jet bin. (8d): Leading jet transverse momentum in the 1-jet bin. The 1-jet HEJ predictions are rescaled by the inclusive cross section ratio $\sigma_{\text{NLO1J}}/\sigma_{\text{HEJ 1J}}$ while the HEJ predictions of the 2 and 3-jet bins of (8a) are rescaled by $\sigma_{\text{NLO2J}}/\sigma_{\text{HEJ 2J}}$. In (8a) and (8b), the “HX” component is extracted from [33]; this was not available for (8c) and (8d).

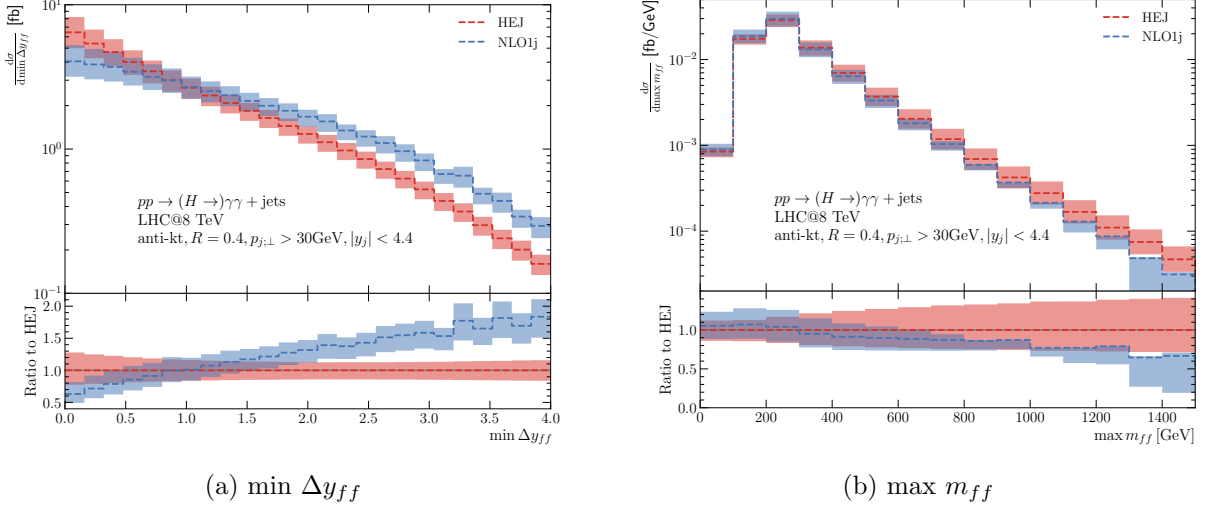
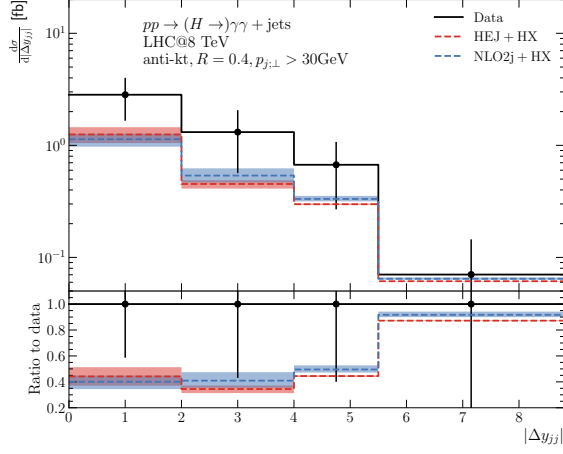


Figure 9: High-energy sensitive 1-jet distributions. (9a): minimum rapidity separation between any two outgoing particles (Higgs boson or jets). (9b): maximum invariant mass between any two outgoing particles (Higgs boson or jets). HEJ results are rescaled by the inclusive cross section ratio $\sigma_{\text{NLO1J}}/\sigma_{\text{HEJ 1J}}$.

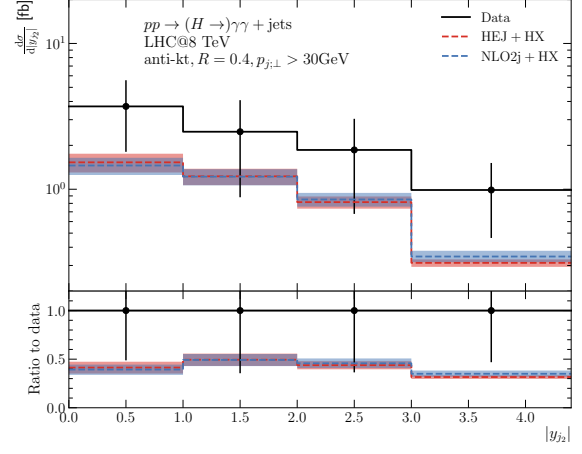
3.3.2 $H + \geq 2j$

We now turn to a range of 2-jet observables, displayed in figures 10 and 11. Globally, the impact of the resummation on High-Energy sensitive observables is to lower the predictions from fixed-order approaches, as can be seen in large dijet rapidity separation in figure 10a, large rapidity values of the second hardest jet in figure 10b and at large dijet invariant mass in figure 10c. This can be seen more clearly before the addition of the “HX” component, see figure 12a in appendix B. As expected, the resummation procedure has little impact on the observables dependent on the azimuthal degrees of freedom: the azimuthal angle difference between the leading two jets of figure 10d and the azimuthal angle difference between the diphoton and the leading dijets systems depicted in figure 11a, expect perhaps at values close to π (that is when the systems are back-to-back).

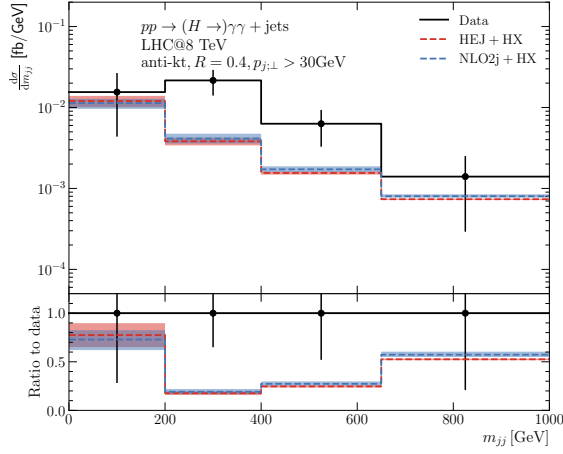
As previously observed, the combination of the inclusion of corrections in \hat{s}/t and the finite quark mass effects tend to harden the tail of the transverse momenta distributions compared to fixed order predictions. This is apparent in the description of the third-leading jet transverse momentum of figure 11b (see figure 12b for the shapes of the pure QCD predictions), but also in the transverse momentum of the diphoton-dijet system of figure 11c. Although the Higgs transverse momentum seems to be independent of the effect of the resummation, it is conjectured that values of $p_{\perp}^{\gamma\gamma}$ above 200 GeV would lead to a disparity between the two approaches.



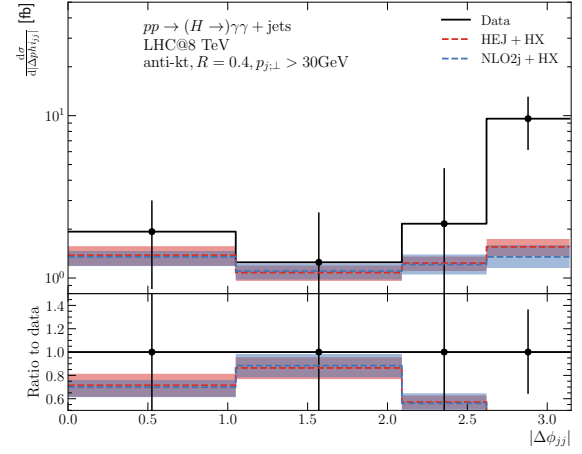
(a) Dijet rapidity separation



(b) Subleading jet rapidity

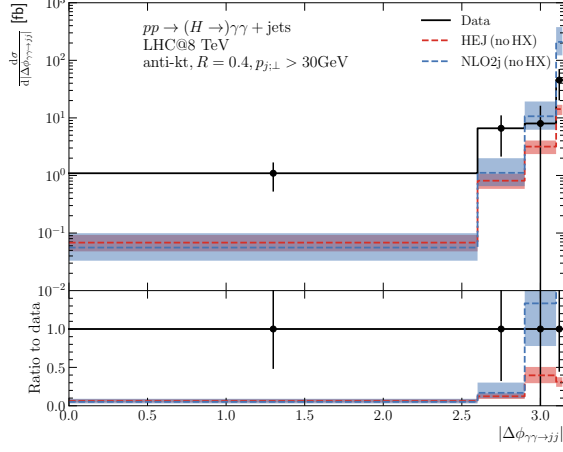


(c) Invariant dijet mass

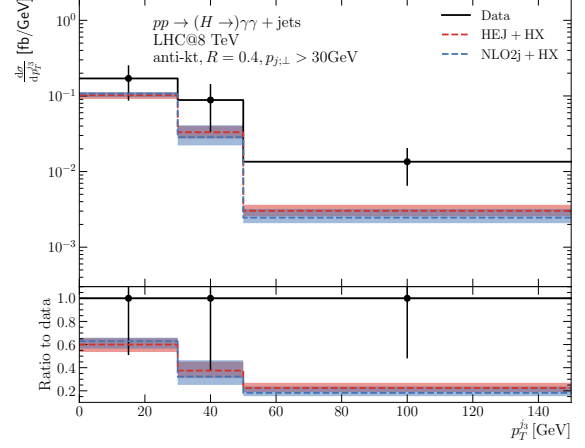


(d) $\Delta\phi$ between the leading 2 jets

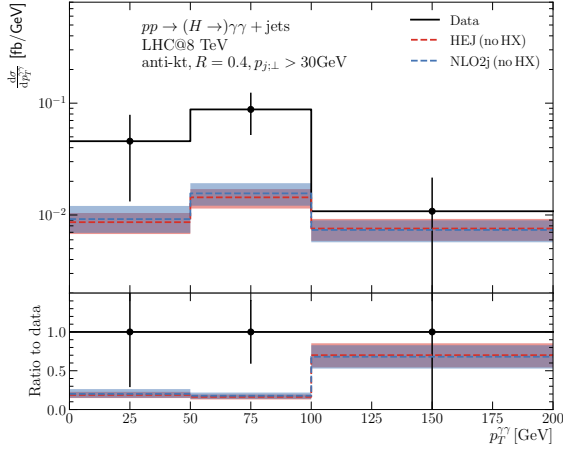
Figure 10: (10a): Dijet rapidity separation. (10b): Subleading jet rapidity. (10c): dijet invariant mass. (10d): Azimuthal angle difference between the leading 2 jets. All 2-jet HEJ predictions are rescaled by the inclusive cross section ratio $\sigma_{\text{NLO2J}}/\sigma_{\text{HEJ 2J}}$. The “HX” component is extracted from [33].



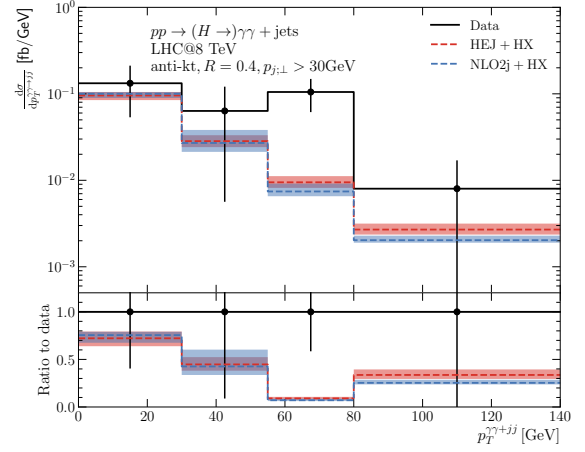
(a) $\Delta\phi$ between dijet and diphoton systems



(b) Third-leading jet p_T



(c) Higgs p_T with $N_{\text{jets}} = 2$



(d) p_T of diphoton-dijet system

Figure 11: (11a): Azimuthal angle difference between dijet and diphoton objects. (11b): Transverse momentum of the third-leading jet. (11c): Transverse momentum of the Higgs boson in the ≥ 2 -jet bin. (11d): Transverse momentum of the Higgs plus dijet object : $(p_H + p_{j_1} + p_{j_2})_\perp$. All 2 and 3-jet HEJ predictions are rescaled by the inclusive cross section ratio $\sigma_{\text{NLO2J}}/\sigma_{\text{HEJ } 2J}$. In (11b) and (11d), the “HX” component is extracted from [33]; this was not available for (11a) and (11c).

4 Conclusions

In this paper we have presented an alternative description of $pp \rightarrow H + \geq 1j$, which is accurate to leading logarithms in \hat{s}/p_T^2 (LL). We have outlined the structure of a LL-accurate amplitude in the HEJ formalism, and described the calculation of the necessary new components in section 2. One big advantage of the approach is that it maintains full dependence on the finite top and bottom quark masses in the couplings of the Higgs boson to gluons for *any* number of jets, which quickly exceeds the multiplicities currently calculated at even leading order. The new pieces allow LL resummation in \hat{s}/p_T^2 to an inclusive 1-jet process for the first time in the HEJ framework.

We have then compared the resummed predictions to fixed-order predictions and to LHC data in section 3, and discussed the impact of the logarithmic corrections. We find the impact of the resummation is seen at large jet transverse momenta. The resummed results give a harder p_T -spectrum compared to NLO, which in turn leads to a greater dependence on finite quark masses in the coupling. We also observe a large suppression compared to NLO at large values of rapidity separation between all pairs of final state particles (i.e. between any two of the Higgs

boson and jets). This can be as much of a factor of two and lies significantly outwith the uncertainty bands on the two predictions. Other observables, e.g. azimuthal angles, are less sensitive to these logarithmic corrections.

Looking forward to analyses of LHC Run 3 data, our results suggest that the inclusion of finite quark masses for higher jet multiplicities *and* of logarithmic corrections in \hat{s}/p_T^2 will be important in the comparison to data.

Acknowledgements

We are grateful to the other members of the HEJ collaboration for useful and helpful discussions throughout this work. We are pleased to acknowledge funding from the UK Science and Technology Facilities Council (under grant number ST/T506047/1 for HH), the Royal Society and the ERC Starting Grant 715049 “QCDforfuture”. The predictions presented in section 3 were produced using resources from PhenoGrid which is part of the GridPP Collaboration [41, 42]. AP acknowledges support by the National Science Foundation under Grant No. PHY 2210161. For the purpose of open access, the authors have applied a Creative Commons Attribution (CC BY) licence to any Author Accepted Manuscript version arising from this submission.

A NLO reweighting factors

In table 5, we give the value of the NLO reweighting factors as described in equation (21) for both the 8 TeV [33] and 13 TeV [31, 32] analyses.

Analysis	8 TeV			13 TeV		
Scale	μ_F, μ_R	$(\mu_F, \mu_R)/2$	$2(\mu_F, \mu_R)$	μ_F, μ_R	$(\mu_F, \mu_R)/2$	$2(\mu_F, \mu_R)$
1J factor	1.87	1.54	2.15	1.59	1.30	1.84
2J factor	1.98	1.48	2.40	1.62	1.19	2.00

Table 5: NLO Reweighting factors with $\mu_F = \mu_R = \max(m_{12}, m_H)$.

In the 8 TeV analysis, the inclusive 1-jet and 2-jet cross-sections are calculated from the rapidity of the hardest and second hardest jet histograms respectively, figures 8b and 10b.

In the 13 TeV analysis, the inclusive 1-jet and 2-jet cross-sections are obtained from the appropriate N_{jets} bins, figure 6a. Note that for at least 2 jets, this plot requires central jets only, but it is valid to use it as it is the only plot we present for the 2-jet observables. If more inclusive cross-sections are considered, say from the rapidity of the second hardest jet histogram over all the experimental range, then the 2-jet reweighting factor would be further away from the 1-jet value (1.79 for the central scale instead of 1.62).

B Additional Plots of QCD Component

In section 3, we showed the predictions from HEJ and at NLO compared to LHC data at 8 and 13 TeV. In order to make a realistic comparison, we have added the “HX” component from the experimental papers. Here, we include a few examples where the difference in shape resulting from the all-order QCD treatment in HEJ can be more clearly seen by studying only the QCD component. Figure 12 shows this for two distributions (originally shown in figures 10a and 11b). Here we can see that the HEJ predictions are strongly suppressed compared to NLO as rapidity separation increases (figure 12a); however the transverse momentum spectrum is harder for the third jet (figure 12b).

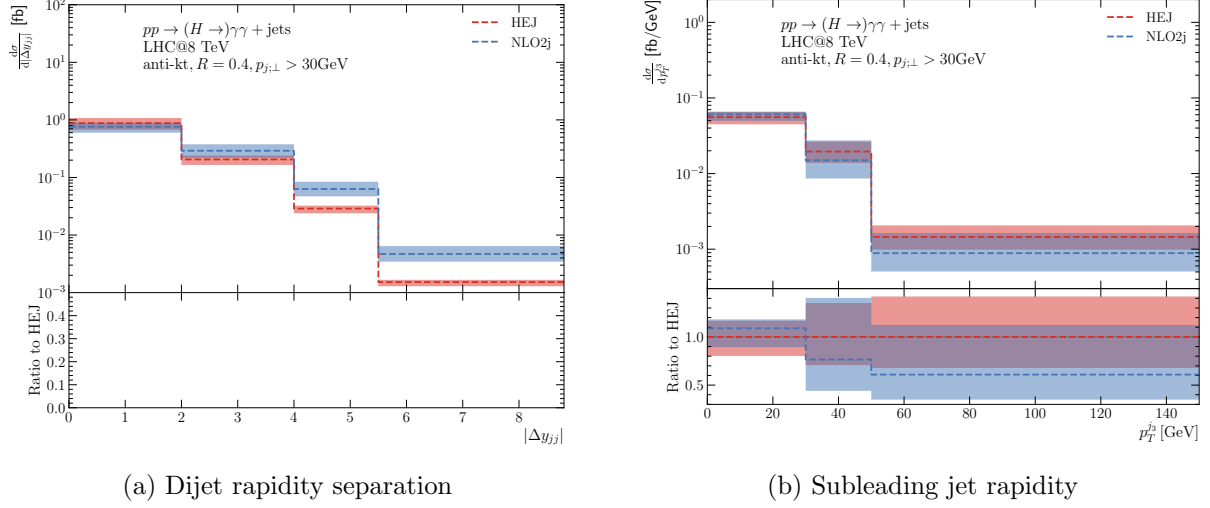


Figure 12: (12a): Dijet rapidity separation. (10d): Azimuthal angle difference between the leading 2 jets. This shows the distributions from Figs. 10a and 11b, where now we only show the QCD contribution. As before, the 2-jet HEJ predictions are rescaled by the inclusive cross section ratio $\sigma_{\text{NLO2J}}/\sigma_{\text{HEJ 2J}}$.

References

- [1] M. Czakon, R. V. Harlander, J. Klappert and M. Niggetiedt, *Exact Top-Quark Mass Dependence in Hadronic Higgs Production*, *Phys. Rev. Lett.* **127** (2021) 162002, [2105.04436].
- [2] S. P. Jones, M. Kerner and G. Luisoni, *Next-to-Leading-Order QCD Corrections to Higgs Boson Plus Jet Production with Full Top-Quark Mass Dependence*, *Phys. Rev. Lett.* **120** (2018) 162001, [1802.00349].
- [3] X. Chen, A. Huss, S. P. Jones, M. Kerner, J. N. Lang, J. M. Lindert et al., *Top-quark mass effects in H +jet and H +2 jets production*, *JHEP* **03** (2022) 096, [2110.06953].
- [4] V. Del Duca, W. Kilgore, C. Oleari, C. Schmidt and D. Zeppenfeld, *Higgs + 2 jets via gluon fusion*, *Phys. Rev. Lett.* **87** (2001) 122001, [hep-ph/0105129].
- [5] V. Del Duca, W. Kilgore, C. Oleari, C. Schmidt and D. Zeppenfeld, *Gluon fusion contributions to H + 2 jet production*, *Nucl. Phys. B* **616** (2001) 367–399, [hep-ph/0108030].
- [6] C. Anastasiou, C. Duhr, F. Dulat, F. Herzog and B. Mistlberger, *Higgs Boson Gluon-Fusion Production in QCD at Three Loops*, *Phys. Rev. Lett.* **114** (2015) 212001, [1503.06056].
- [7] F. Dulat, B. Mistlberger and A. Pelloni, *Differential Higgs production at N^3 LO beyond threshold*, *JHEP* **01** (2018) 145, [1710.03016].
- [8] B. Mistlberger, *Higgs boson production at hadron colliders at N^3 LO in QCD*, *JHEP* **05** (2018) 028, [1802.00833].
- [9] L. Cieri, X. Chen, T. Gehrmann, E. W. N. Glover and A. Huss, *Higgs boson production at the LHC using the q_T subtraction formalism at N^3 LO QCD*, *JHEP* **02** (2019) 096, [1807.11501].
- [10] X. Chen, T. Gehrmann, E. W. N. Glover, A. Huss, B. Mistlberger and A. Pelloni, *Fully Differential Higgs Boson Production to Third Order in QCD*, *Phys. Rev. Lett.* **127** (2021) 072002, [2102.07607].

- [11] R. Boughezal, F. Caola, K. Melnikov, F. Petriello and M. Schulze, *Higgs boson production in association with a jet at next-to-next-to-leading order in perturbative QCD*, *JHEP* **06** (2013) 072, [[1302.6216](#)].
- [12] X. Chen, T. Gehrmann, E. W. N. Glover and M. Jaquier, *Precise QCD predictions for the production of Higgs + jet final states*, *Phys. Lett. B* **740** (2015) 147–150, [[1408.5325](#)].
- [13] R. Boughezal, F. Caola, K. Melnikov, F. Petriello and M. Schulze, *Higgs boson production in association with a jet at next-to-next-to-leading order*, *Phys. Rev. Lett.* **115** (2015) 082003, [[1504.07922](#)].
- [14] J. M. Campbell, R. K. Ellis and G. Zanderighi, *Next-to-Leading order Higgs + 2 jet production via gluon fusion*, *JHEP* **10** (2006) 028, [[hep-ph/0608194](#)].
- [15] J. M. Campbell, R. K. Ellis and C. Williams, *Hadronic Production of a Higgs Boson and Two Jets at Next-to-Leading Order*, *Phys. Rev. D* **81** (2010) 074023, [[1001.4495](#)].
- [16] V. Del Duca, W. Kilgore, C. Oleari, C. R. Schmidt and D. Zeppenfeld, *Kinematical limits on Higgs boson production via gluon fusion in association with jets*, *Phys. Rev. D* **67** (2003) 073003, [[hep-ph/0301013](#)].
- [17] J. R. Andersen, J. D. Cockburn, M. Heil, A. Maier and J. M. Smillie, *Finite Quark-Mass Effects in Higgs Boson Production with Dijets at Large Energies*, *JHEP* **04** (2019) 127, [[1812.08072](#)].
- [18] A. H. Mueller and H. Navelet, *An Inclusive Minijet Cross-Section and the Bare Pomeron in QCD*, *Nucl. Phys. B* **282** (1987) 727–744.
- [19] B.-W. Xiao and F. Yuan, *BFKL and Sudakov Resummation in Higgs Boson Plus Jet Production with Large Rapidity Separation*, *Phys. Lett. B* **782** (2018) 28–33, [[1801.05478](#)].
- [20] F. G. Celiberto, D. Y. Ivanov, M. M. A. Mohammed and A. Papa, *High-energy resummed distributions for the inclusive Higgs-plus-jet production at the LHC*, *Eur. Phys. J. C* **81** (2021) 293, [[2008.00501](#)].
- [21] J. R. Andersen and J. M. Smillie, *Constructing All-Order Corrections to Multi-Jet Rates*, *JHEP* **1001** (2010) 039, [[0908.2786](#)].
- [22] J. R. Andersen and J. M. Smillie, *The Factorisation of the t-channel Pole in Quark-Gluon Scattering*, *Phys. Rev. D* **81** (2010) 114021, [[0910.5113](#)].
- [23] J. R. Andersen and J. M. Smillie, *Multiple Jets at the LHC with High Energy Jets*, *JHEP* **1106** (2011) 010, [[1101.5394](#)].
- [24] J. R. Andersen, T. Hapola, M. Heil, A. Maier and J. M. Smillie, *Higgs-boson plus Dijets: Higher-Order Matching for High-Energy Predictions*, *JHEP* **08** (2018) 090, [[1805.04446](#)].
- [25] V. S. Fadin, R. Fiore, M. G. Kozlov and A. V. Reznichenko, *Proof of the multi-Regge form of QCD amplitudes with gluon exchanges in the NLA*, *Phys. Lett. B* **639** (2006) 74–81, [[hep-ph/0602006](#)].
- [26] J. R. Andersen, T. Hapola, A. Maier and J. M. Smillie, *Higgs Boson Plus Dijets: Higher Order Corrections*, *JHEP* **09** (2017) 065, [[1706.01002](#)].
- [27] J. Alwall, R. Frederix, S. Frixione, V. Hirschi, F. Maltoni, O. Mattelaer et al., *The automated computation of tree-level and next-to-leading order differential cross sections, and their matching to parton shower simulations*, *JHEP* **07** (2014) 079, [[1405.0301](#)].

- [28] S. Dawson and R. P. Kauffman, *Higgs boson plus multi - jet rates at the SSC*, *Phys. Rev. Lett.* **68** (1992) 2273–2276.
- [29] R. P. Kauffman, S. V. Desai and D. Risal, *Production of a Higgs boson plus two jets in hadronic collisions*, *Phys. Rev. D* **55** (1997) 4005–4015, [[hep-ph/9610541](#)].
- [30] C. Bierlich et al., *Robust Independent Validation of Experiment and Theory: Rivet version 3*, *SciPost Phys.* **8** (2020) 026, [[1912.05451](#)].
- [31] CMS collaboration, A. M. Sirunyan et al., *Measurement of inclusive and differential Higgs boson production cross sections in the diphoton decay channel in proton-proton collisions at $\sqrt{s} = 13$ TeV*, *JHEP* **01** (2019) 183, [[1807.03825](#)].
- [32] CMS collaboration, *Measurement of the Higgs boson inclusive and differential fiducial production cross sections in the diphoton decay channel with pp collisions at $\sqrt{s} = 13$ TeV*, [2208.12279](#).
- [33] ATLAS collaboration, G. Aad et al., *Measurements of fiducial and differential cross sections for Higgs boson production in the diphoton decay channel at $\sqrt{s} = 8$ TeV with ATLAS*, *JHEP* **09** (2014) 112, [[1407.4222](#)].
- [34] SHERPA collaboration, E. Bothmann et al., *Event Generation with Sherpa 2.2*, *SciPost Phys.* **7** (2019) 034, [[1905.09127](#)].
- [35] T. Gleisberg and S. Höche, *Comix, a new matrix element generator*, *Journal of High Energy Physics* **2008** (Dec, 2008) 039–039.
- [36] F. Buccioni, S. Pozzorini and M. Zoller, *On-the-fly reduction of open loops*, *Eur. Phys. J. C* **78** (2018) 70, [[1710.11452](#)].
- [37] R. D. Ball, , V. Bertone, S. Carrazza, C. S. Deans, L. D. Debbio et al., *Parton distributions for the LHC run II*, *Journal of High Energy Physics* **2015** (apr, 2015) .
- [38] A. Buckley, J. Ferrando, S. Lloyd, K. Nordström, B. Page, M. Rüfenacht et al., *LHAPDF6: parton density access in the LHC precision era*, *The European Physical Journal C* **75** (mar, 2015) .
- [39] M. Cacciari, G. P. Salam and G. Soyez, *The anti- k_t jet clustering algorithm*, *JHEP* **04** (2008) 063, [[0802.1189](#)].
- [40] J. R. Andersen, J. A. Black, H. M. Brooks, E. P. Byrne, A. Maier and J. M. Smillie, *Combined subleading high-energy logarithms and NLO accuracy for W production in association with multiple jets*, *JHEP* **04** (2021) 105, [[2012.10310](#)].
- [41] The GridPP Collaboration, *GridPP: Development of the UK Computing Grid for Particle Physics*, *J. Phys. G* **32** (2006) N1–N20.
- [42] D. Britton et al., *GridPP: the UK grid for particle physics*, *Phil. Trans. R. Soc. A* **367** (2009) 2447–2457.