

# Friedel-Crafts reactions with *N*-heterocyclic alcohols.

Jacob C. Hood, Maksim V. Anokhin, and Douglas A. Klumpp\*

Department of Chemistry and Biochemistry

Northern Illinois University

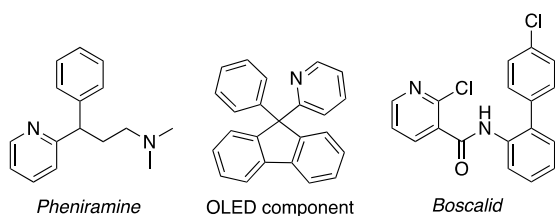
DeKalb, Illinois 60115

ORCID iD: <https://orcid.org/0000-0001-5271-699X>

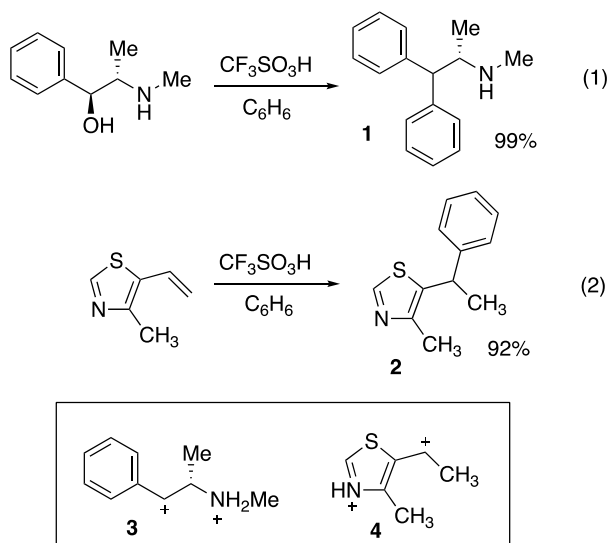
## Abstract

*N*-Heterocyclic alcohol are shown to be excellent substrates for superacid-promoted Friedel-Crafts reactions. The *N*-heterocyclic alcohol ionize to produce reactive, dicationic intermediates which provide good to excellent yields of arylation products.

Functionalized heterocyclic compounds are important synthetic targets. Roughly 70% of clinically useful pharmaceutical compounds contain one or more heterocyclic rings.<sup>1</sup> Improved access to heterocyclic scaffolds can lower the costs of pharmaceutical intermediates and provide routes to new chemical space for drug development. Heterocyclic compounds are also useful in numerous other applications, such as material science,<sup>2</sup> agrochemicals,<sup>3</sup> and dyes/pigments.<sup>4</sup> Many important *N*-heterocyclic compounds contain aryl substituent groups – for example *pheniramine* (an anti-histamine drug), the fluorescent molecule used in an organic



light emitting diode (OLED), and *boscalid* (an anti-fungal agrochemical). While aryl substituents may be installed by a number of useful synthetic methods, our group has utilized dicationic electrophiles in Friedel-Crafts reaction to prepare aryl-functionalized heterocycles and other products (eqs 1-2).<sup>5</sup> For example, amino alcohols and olefinic *N*-heterocycles provide the arylated products (**1** and **2**) in excellent yields by reaction in superacidic CF<sub>3</sub>SO<sub>3</sub>H (triflic acid).<sup>5a,b</sup>



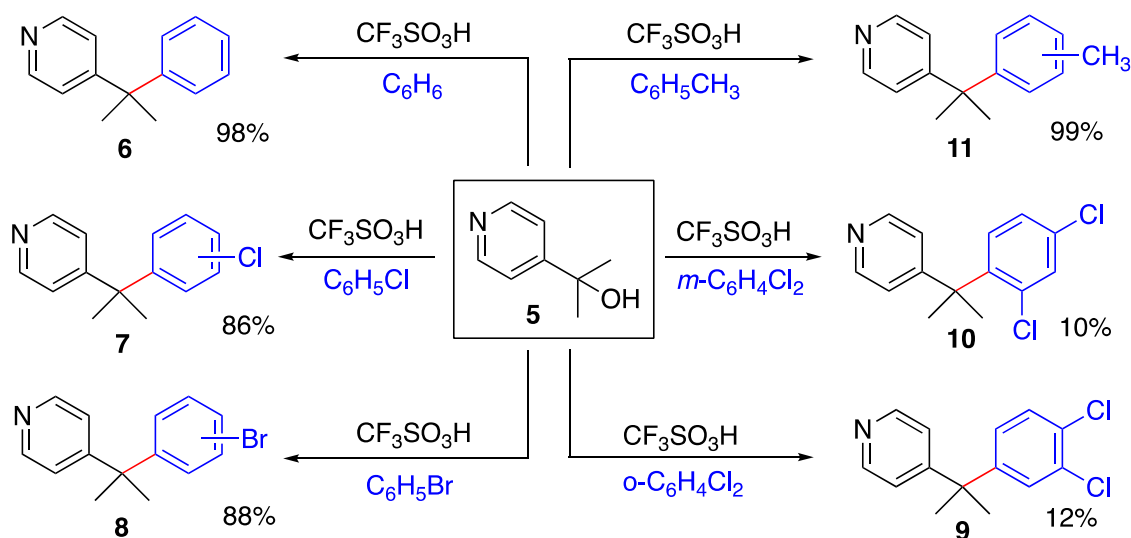
These conversions involve formation of the superelectrophilic intermediates (**3** and **4**) which react readily with arene nucleophiles. Similarly, we demonstrated that *N*-heterocyclic alcohols may be ionized in superacid to give aza-polycyclic aromatic compounds, presumably through dications.<sup>5c</sup> An AlCl<sub>3</sub>-promoted transformation had been reported, giving phenylated products from an imidazole alcohol, and another arylation has been demonstrated with 2-hydroxymethylbenzimidazoles.<sup>6,7</sup> Nevertheless, the use of *N*-heterocyclic alcohols in Friedel-

Crafts reactions has not been widely employed. In the following manuscript, we describe the use of this synthetic methodology to prepare aryl-functionalized *N*-heterocycles. Mechanisms are proposed involving dicationic electrophilic intermediates.

## Results and Discussion

Our initial studies examined the reactions of 2-(4-pyridyl)-2-propanol (**5**) in its reactions with triflic acid and arene nucleophiles (Scheme 1). When alcohol **5** is reacted with triflic acid (10 equivalents) in the presence of benzene, a nearly quantitative yield of the Friedel-Crafts product (**6**) is obtained.<sup>8</sup> The conversion was not successful with weaker acids are used – H<sub>2</sub>SO<sub>4</sub> or CF<sub>3</sub>CO<sub>2</sub>H – as there was no Friedel-Crafts reaction product detected at 25°C. However, H<sub>2</sub>SO<sub>4</sub> did provide a completing conversion to the elimination product, 4-(2-propenyl)pyridine. Using

**Scheme 1. Substrate scope of Friedel-Craft products.<sup>a,b</sup>**

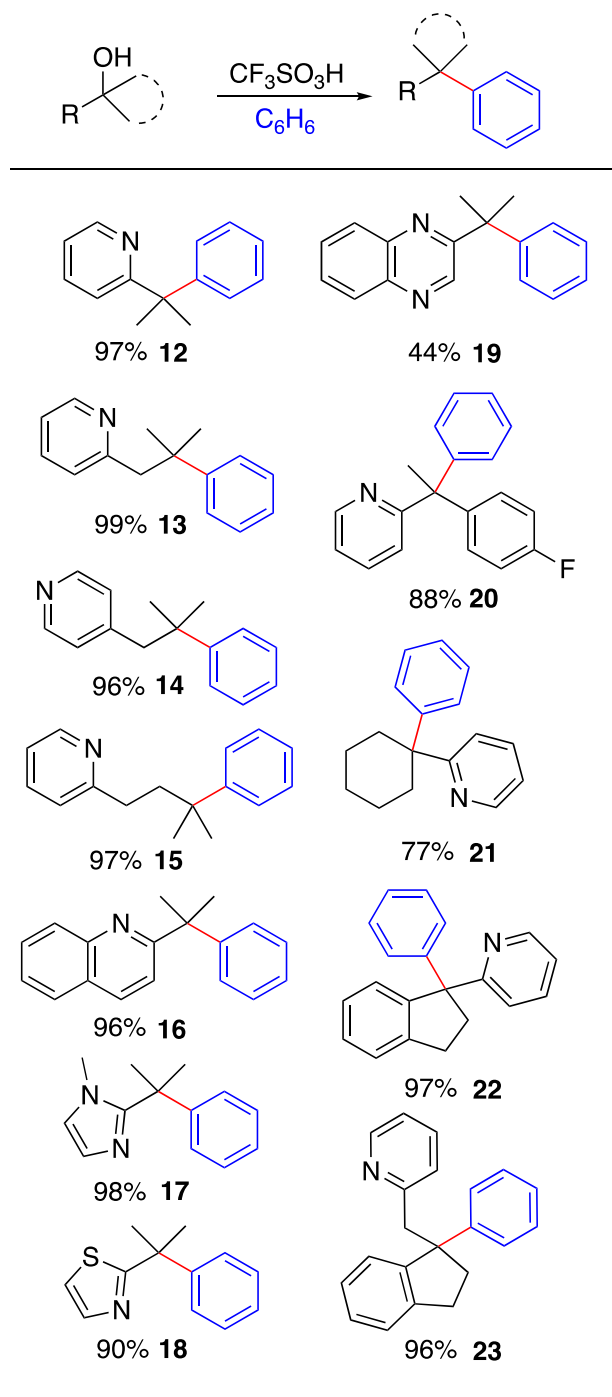


<sup>a</sup>Isolated yields. <sup>b</sup>Reaction conditions: 1 mmol **5**, 10 mmol arene, and 10 mmol CF<sub>3</sub>SO<sub>3</sub>H, stirred at 25°C for 15 hrs.

lower quantities of triflic acid likewise produced large amounts of 4-(2-propenyl)pyridine. With chloro- and bromobenzene, the arylated products (**7-8**) are obtained in good yields, while dichlorobenzenes lead to a significantly lower yield of the arylated products (**9-10**). Presumably, this is due to the deactivation of the aromatic ring by the chloro substituents. Although toluene provides the Friedel-Crafts product **11** in quantitative yield, it is formed as the mixture of regioisomers (like compounds **7** and **8**). The observed product yields are consistent with the formation of reactive electrophiles, ones that is capable of reacting with deactivated arenes such dichlorobenzene.

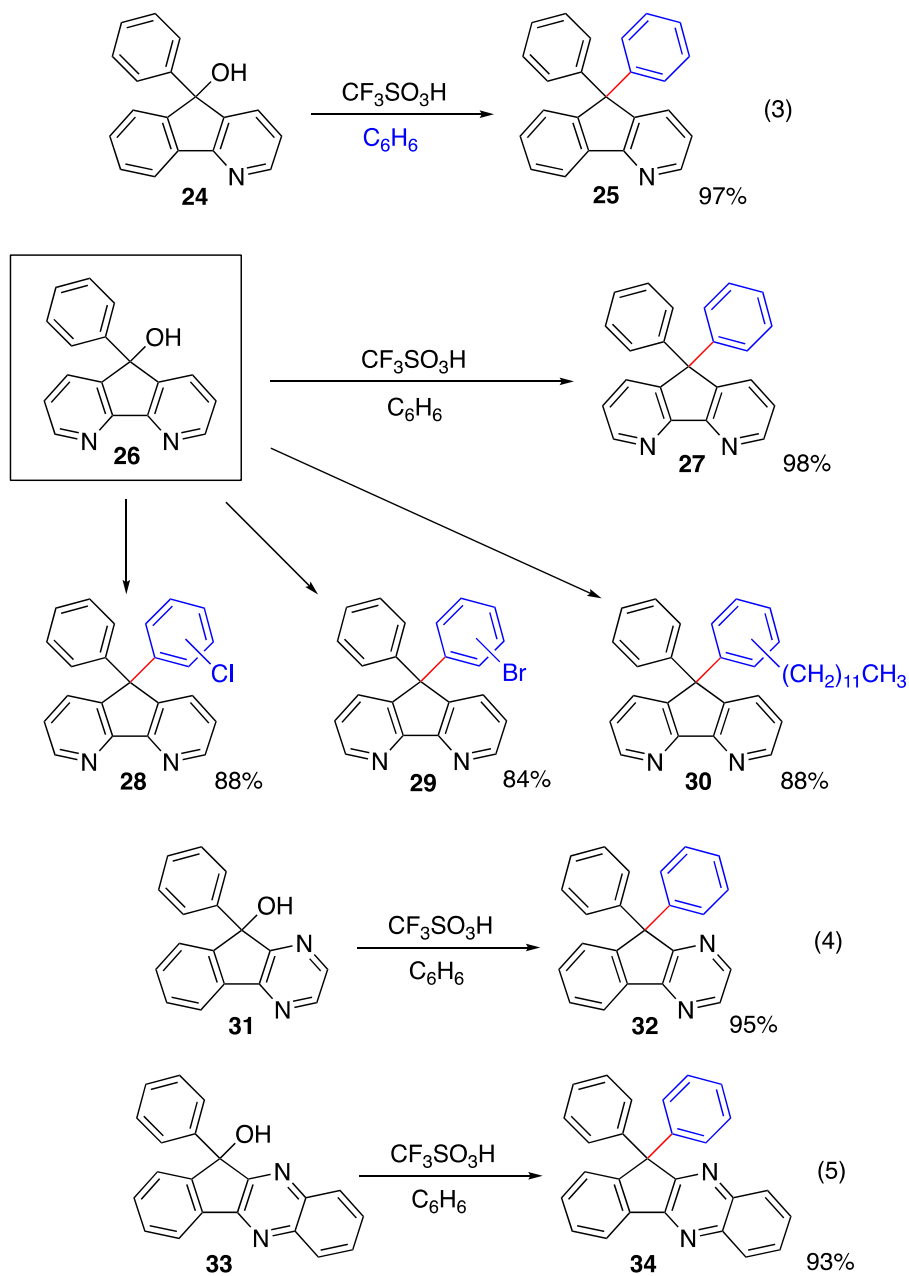
The Friedel-Crafts chemistry is found to be effective with a variety *N*-heterocyclic alcohol substrates (Table 1). Like the 2-(4-pyridyl)-2-propanol (**5**), the isomeric 2-(2-pyridyl)-2-propanol gives the corresponding phenylation product **12** in high yield. With increasing distance between the two sites of ionization, the chemistry remains highly effective. Thus, ionization of 4-(2-pyridyl)-2-methyl-2-butanol provides the phenylated product **15** four carbons away from the pyridine nitrogen. Other *N*-heterocycles give conversions to the respective Friedel-Crafts products, including quinolyl (**16**), imidazolyl (**17**), thiazolyl (**18**), and quinoxalyl (**19**). The quinoxalyl product is produced in lower yield because of its tendency to form an elimination product. Although the Friedel-Crafts chemistry did not show good regioselectivity with halogen-substituted benzenes (Scheme 1), a single regioisomer of the triarylethane (**20**) was prepared in good yield by installation of the 4-fluorophenyl group in the starting *N*-heterocyclic alcohol. Structurally diverse products may be prepared starting from cyclic ketones. For example, cyclohexanone provides the heterocyclic alcohol from 2-lithiopyridine and the subsequent

**Table 1. Products (12-23) and yields from the reactions of *N*-heterocyclic alcohols with benzene and triflic acid.<sup>a,b</sup>**



<sup>a</sup>Isolated yields. <sup>b</sup>Conditions: 1 mmol alcohol, 10 mmol C<sub>6</sub>H<sub>6</sub>, and 10 mmol CF<sub>3</sub>SO<sub>3</sub>H, 25°C for 15 hrs

**Scheme 2. Substrate scope of aza- and diazafluorenol products.<sup>a,b</sup>**



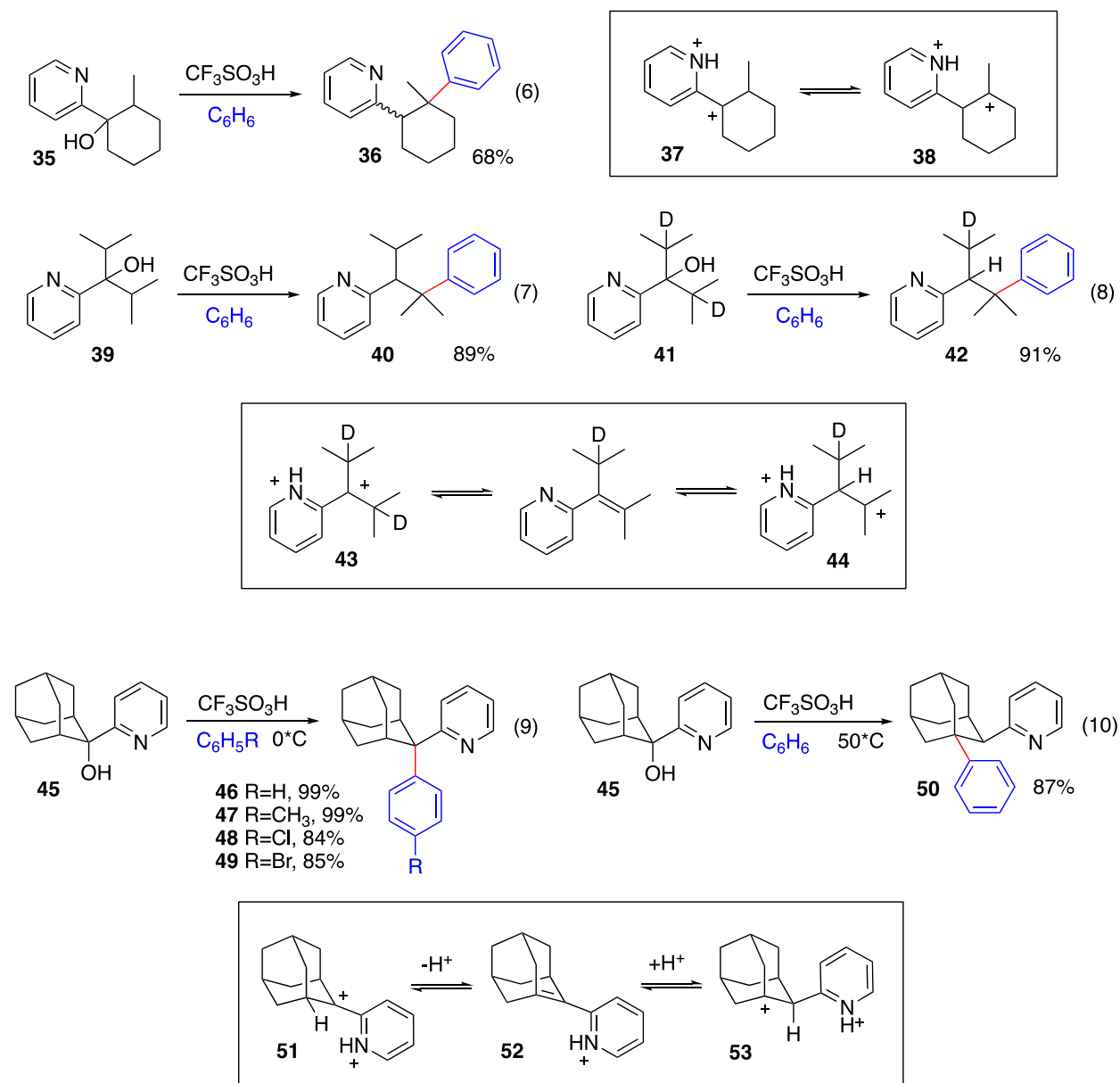
<sup>a</sup>Isolated yields. <sup>b</sup>Reaction conditions: 1 mmol **5**, 10 mmol arene, and 10 mmol  $\text{CF}_3\text{SO}_3\text{H}$ , stirred at 25°C for 15 hrs.

Friedel-Crafts reaction gives product **21**. Similarly, 1-indanone gives products **22** and **23** from this reaction sequence.

Aza- and diazafluorenols also provide excellent yields of the Friedel-Crafts products (Scheme 2). When azafluorenol **24** is reacted with triflic acid and benzene, the substitution product **25** is obtained in nearly quantitative yield (eq 1). Likewise, the diazafluorenol **26** quantitatively gives the product from benzene (**27**). This compound was previously synthesized in 80% yield from 4,5-diazafluorene using a palladium-catalyzed procedure, as described in a patent related to its use in electroluminescent materials.<sup>9</sup> High yields are also obtained from chlorobenzene, bromobenzene, and 1-phenyldodecane, providing compounds **28** (o:p, 1:6), **29** (o:p, 1:6), and **30** (o:p, 1:3), respectively. As in the case of alcohol **5**, the diazafluorenol **26** does not react with good regioselectivity with monosubstituted benzenes. Diazafluorenols **31** and **33** are similarly found to give the Friedel-Crafts reaction products, **32** and **34**, in excellent yields (eqs 4-5).

Some *N*-heterocyclic alcohols are found to undergo rearrangement reactions in the superacid promoted conversions (Scheme 3). When the cyclohexanol derivative **35** was reacted with triflic acid and benzene, phenylation occurs at the adjacent carbon to give **36** (eq 6). This transformation may be understood by assuming compound **35** ionizes to the 1,3-dication **37**. Migration of charge generates the 1,4-dication **38**, a process driven by charge-charge repulsion, and this leads to the observed product **36**. In a similar conversion, alcohol **39** gives product **40** in good yield (eq 7) – a conversion that is also explained by charge migration in the dication. Migration of charge may occur by either direct 1,2-hydride shift or by a deprotonation-reprotonation sequence. In order to determine which process is occurring, we prepared deuterium labelled substrate **41** and the superacid-promoted reaction gave product **42** with loss of deuterium (eq 8). This conversion is the result of an equilibrium between the initially

**Scheme 3. Reactions involving charge migration processes.**



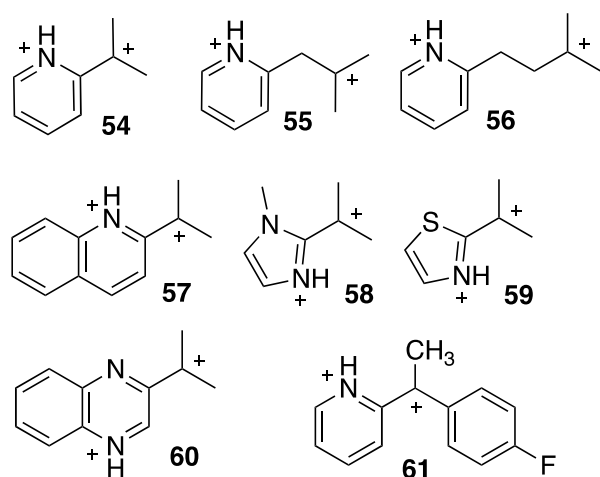
formed 1,3-dication **43**, the intermediate from dedeuteration, and the 1,4-dication **44** from reprotonation. With a 2-adamantanol derivative (**45**), the Friedel-Crafts products **46-49** are formed in good yields and regioselectivities (eq 9). Upon heating to 50°C with benzene, substrate **45** gives the Friedel-Crafts products (**50**) from reaction at the bridgehead carbon (eq



10). The analogous rearrangement products from chloro- and bromobenzene or toluene could not be obtained at 50°C. The need for heating suggests a charge migration process involving a high energy intermediate. Assuming the 1,3-dication **51** is the initially formed intermediate, charge migration by loss of a proton would give the strained bridgehead olefin **52**, and reprotonation provides the 1,4-dication **53**, which then gives products **50**.

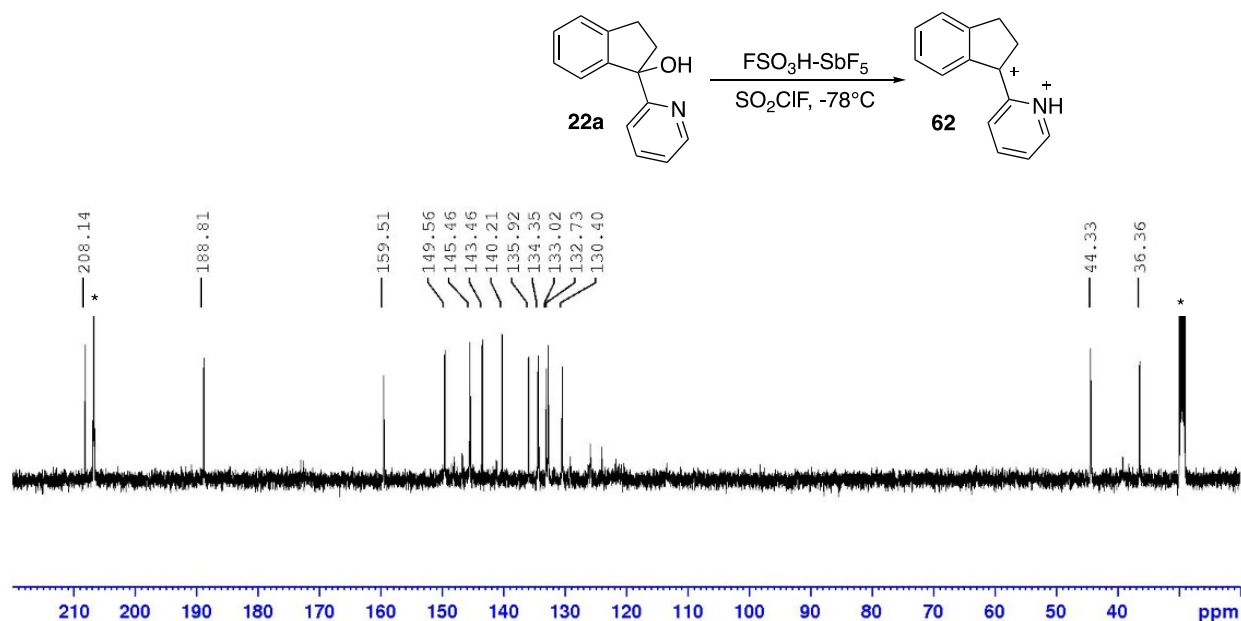
The previously described Friedel-Crafts reactions also involve dicationic electrophiles (Scheme 4). For the 2-pyridyl system, the 1,3-dication (**55**), 1,4-dication (**56**), and 1,5-dication (**57**), were all capable of reacting with benzene – giving products **12-13** and **15** in nearly quantitative yields. Other *N*-heterocycles generated dicationic intermediates, including the quinolyl (**57**), imidazolyl (**58**), thiazolyl (**59**), and quinoxalyl (**60**) systems. In the synthetic reactions, 10 equivalents of superacid was used. While it is assumed that the quinoxalyl system

**Scheme 4.** Proposed dicationic intermediates.



reacts through dication **60**, the involvement of a tricationic intermediate cannot be excluded.

The indanyl dication **62** was observed directly using low temperature NMR and stable ion conditions. Thus, ionization of alcohol **22a** in  $\text{FSO}_3\text{H-SbF}_5\text{-SO}_2\text{ClF}$  at  $-78^\circ\text{C}$  provides a  $^{13}\text{C}$  NMR spectrum in which dication **62** is clearly visible (Figure 1). The carbocation  $^{13}\text{C}$  resonance is observed at  $\delta$  208.1, which suggests extensive delocalization of the positive charge into the adjacent aryl ring. This has been observed in other di- and tricationic systems.<sup>5a,h</sup> Charge-charge repulsive effects leads to strong resonance interactions with the  $\pi$ -electrons of the aryl ring. Efforts to observe the dicationic intermediate from 2-(4-pyridyl)-2-propanol (**5**) were not successful. Ionization of this substrate in  $\text{FSO}_3\text{H-SbF}_5\text{-SO}_2\text{ClF}$  at  $-78^\circ\text{C}$  gave a complex NMR spectrum. Unlike the indanyl system, ionization of 2-(4-pyridyl)-2-propanol (**5**) does not benefit from stabilization of a benzylic carbocation center. Thus, a long-lived carbocation is not generated from **5**. During the  $\text{CF}_3\text{SO}_3\text{H}$ -promoted Friedel-Crafts transformation (leading to products **6-11**), a reactive dication is likely formed as a low concentration, transient species.



**Figure 1.** Ionization of alcohol **22a** to the dicationic species (**62**) in superacid and the resulting  $^{13}\text{C}$  NMR (\*  $\text{d}_6$ -acetone, external standard).

## Conclusions

In this study, we have found that *N*-heterocyclic alcohols react in excess superacid to generate reactive electrophilic intermediates capable of undergoing Friedel-Crafts reactions with arenes. The yields of these conversions are often nearly quantitative. The chemistry encompasses a wide variety of *N*-heterocycles and alcohol structures. Mechanisms are proposed which involve dicationic, superelectrophilic intermediates. These dicationic intermediates are likely in equilibrium with monoprotonated, olefinic *N*-heterocycles.

## Acknowledgements

The support of the NSF (award no. 1955584) is gratefully acknowledged. We also acknowledge the generous support from the NSF MRI program (award no. CHE-1726931) for the purchase of a high-resolution mass spectrometer and (award no. CHE-2117776) an NMR spectrometer used in this work.

## Experimental

### General considerations.

Condensation reactions were performed with an inert atmosphere using thoroughly dried glassware. Products were isolated by flash chromatography using 60 Å silica gel.  $^1\text{H}$  and  $^{13}\text{C}$  NMR were carried out using either a 300 or 500 MHz spectrometer. High-resolution mass

spectra were obtained from a commercial analytical laboratory with a time-of-flight (TOF) mass analyzer used for data collection. Reagents and solvents were purchased from commercial suppliers and used as received. Triflic acid was distilled prior to use and stored under a dry inert atmosphere.

SAFETY: triflic acid is highly corrosive – it should be handled in an efficient fume hood by appropriately trained individuals utilizing personal protective gear.

#### **General procedure A: synthesis of alcohols.**

The nitrogen heterocycle (1 mmol) was dissolved in tetrahydrofuran (10 mL) at -78 °C, and *n*-butyllithium (0.44 mL, 2.5M in hexanes, 1.76 mmol) was added dropwise using a syringe. After stirring for 1 hour at -78 °C, 1.2 mmol of the ketone (1.2 mmol) dissolved in tetrahydrofuran (5 mL, 0.24 M) was added slowly over a period of 30 min. The resulting mixture was stirred for 1 hours at -78 °C, and the mixture was gradually warmed to room temperature overnight. The reaction was quenched with ammonium chloride, and the product was extracted with chloroform (3 x 20 mL). The mixture was washed with brine, and the organic layer was separated and dried over sodium sulfate (Na<sub>2</sub>SO<sub>4</sub>). Flash column was performed with silica gel.

#### **General procedure B: synthesis of alcohols.**

The *N*-heterocyclic carbonyl compound (1 mmol, 0.067 M) was dissolved in tetrahydrofuran (15 mL) at -78 °C, and 1.2 equivalent of Grignard or organolithium reagent (1.2 mmol) was added dropwise using a syringe. The resulting mixture was stirred for 1 hours at -78 °C, and the

mixture was gradually warmed to room temperature overnight. The reaction was quenched with 1.0 M ammonium chloride, and the product was extracted with chloroform (3 x 20 mL). The mixture was washed with brine, and the organic layer was separated and dried over sodium sulfate ( $\text{Na}_2\text{SO}_4$ ). Flash column is performed with silica gel.

**General procedure C: Friedel-Crafts reaction.** The alcohol (0.5 mmol) was dissolved in 5 mL (0.1 M) of chloroform and added to the arene (5 mmol). Triflic acid (0.5 mL, 5.47 mmol, 11 equivalents) was then added dropwise. After stirring for 15 hours at room temperature, the product mixture was then quenched by pouring over 20 g of ice. The resulting mixture was adjusted to a pH of 10-11 using 10 M sodium hydroxide. After the mixture is transferred to a separatory funnel, the mixture was extracted twice with chloroform. The combined organic extracts were subsequently washed with water, and then brine, dried over anhydrous sodium sulfate, and concentrated under vacuum. Flash chromatography was performed with silica gel.

**4-(2-Phenylpropan-2-yl)pyridine (6).** Following general procedure C, 2-(pyridin-4-yl)propan-2-ol **5** (1.02 g, 7.5 mmol), benzene (6.75 mL, 75 mmol), and triflic acid (6.75 mL, 75 mmol) gave 4-(2-phenylpropan-2-yl)pyridine **6** (1.44 g, 7.4 mmol, 98%) as an essentially pure oil.  $R_f=0.12$  (1:9, EtOAc:hexanes).  $^1\text{H}$  NMR (500 MHz,  $\text{CDCl}_3$ ):  $\delta$  8.51 (d,  $J=3.7$  Hz, 2H), 7.33- 7.29 (m, 2H), 7.25- 7.21 (m, 3H), 7.17-7.16 (m, 2H), 1.70 (s, 6H).  $^{13}\text{C}$   $\{^1\text{H}\}$  NMR (125 MHz,  $\text{CDCl}_3$ ):  $\delta$  163.8, 147.7, 146.7, 128.5, 126.7, 126.5, 123.4, 43.4, 29.7.<sup>10</sup>

**4-(2-(4-Chlorophenyl)propan-2-yl)pyridine (7) as a mixture of isomers (o:p, 9:10).** Following general procedure C, 2-(pyridin-4-yl)propan-2-ol **5** (68.5 mg, 0.5 mmol), chlorobenzene (0.5 mL,

5 mmol), and triflic acid (0.44 ml, 5 mmol) produced 4-(2-(4-chlorophenyl)propan-2-yl)pyridine **7** (99 mg, 0.43 mmol, 86%) as an oil. The product was purified using silica gel chromatography (1:4, EtOAc:hexanes).  $R_f$ =0.28 (1:4, EtOAc:hexanes).  $^1\text{H}$  NMR (500 MHz,  $\text{CDCl}_3$ ):  $\delta$  8.52 (d,  $J$ =5.8 Hz, 2H), 8.49 (d,  $J$ =5.5 Hz, 2H), 7.64 (dd,  $J$ = 6.4, 1.5 Hz, 1H), 7.37-7.24 (m, 6H), 7.15-7.12 (m, 4H), 7.09-7.08 (m, 2H), 1.75 (s, 5H), 1.68 (s, 6H).  $^{13}\text{C}$   $\{^1\text{H}\}$  NMR (125 MHz,  $\text{CDCl}_3$ ):  $\delta$  159.2, 159.0, 149.7, 149.4, 147.3, 144.5, 134.1, 132.1, 131.8, 128.4, 128.3, 128.2, 127.9, 126.9, 122.0, 121.3, 43.8, 42.7, 29.9, 29.3. HRMS (ESI-TOF):  $m/z$   $[\text{M}+\text{H}]^+$  calcd for  $\text{C}_{14}\text{H}_{15}\text{ClN}$  232.0888, observed 232.0897.

**4-(2-(4-Bromophenyl)propan-2-yl)pyridine (8) as a mixture of isomers (o:p, 2:3).** Following general procedure C, 2-(pyridin-4-yl)propan-2-ol **5** (68.5 mg, 0.5 mmol), bromobenzene (0.52 ml, 5 mmol) and triflic acid (0.44 ml, 5 mmol) produced 4-(2-(4-bromophenyl)propan-2-yl)pyridine **8** (121 mg, 0.44 mmol, 88%) as an oil. The product was purified using silica gel chromatography (3:7 EtOAc:hexanes).  $R_f$ =0.21 (3:7, EtOAc:hexanes).  $^1\text{H}$  NMR (500 MHz,  $\text{CDCl}_3$ ):  $\delta$  8.52 (d,  $J$ =5.7 Hz, 2H),  $\delta$  8.49 (d,  $J$ =5.4 Hz, 1H), 7.66 (dd,  $J$ =6.3, 1.6 Hz, 1H), 7.54 (dd,  $J$ =6.4, 1.4 Hz, 1H), 7.44-7.38 (m, 3H), 7.17-7.12 (m, 3H), 7.10-7.08 (m, 4H), 1.77 (s, 4H), 1.67 (s, 6H).  $^{13}\text{C}$   $\{^1\text{H}\}$  NMR (125 MHz,  $\text{CDCl}_3$ ):  $\delta$  159.1, 158.9, 149.7, 149.4, 147.8, 145.8, 135.6, 131.4, 128.6, 128.5, 128.3, 127.4, 123.9, 122.0, 121.7, 120.2, 44.9, 42.7, 29.9, 29.7. HRMS (ESI-TOF):  $m/z$   $[\text{M}+\text{H}]^+$  calcd for  $\text{C}_{14}\text{H}_{15}\text{BrN}$  276.0382, Observed 276.0394.

**4-(2-(3,4-Dichlorophenyl)propan-2-yl)pyridine (9).** Following general procedure C, 2-(pyridin-4-yl)propan-2-ol **5** (137 mg, 1 mmol) o-dichlorobenzene (1.02 ml, 10 mmol) and triflic acid (0.88 ml, 10 mmol) produced 4-(2-(3,4-dichlorophenyl)propan-2-yl)pyridine **9** (32 mg, 0.12 mmol, 12%) as an oil. The product was purified using silica gel chromatography (1:4, EtOAc:hexanes).

$R_f=0.32$  (1:4, EtOAc:hexanes).  $^1\text{H}$  NMR (500 MHz,  $\text{CDCl}_3$ ):  $\delta$  8.54 (d,  $J=4.8$  Hz, 2H), 7.37 (d,  $J=8.45$  Hz, 1H), 7.32 (d,  $J=2.3$  Hz, 1H), 7.14-7.13 (m, 2H), 7.01 (dd,  $J=6.1, 2.3$  Hz, 1H), 1.67 (s, 6H).  $^{13}\text{C}$   $\{^1\text{H}\}$  NMR (125 MHz,  $\text{CDCl}_3$ ):  $\delta$  158.3, 149.8, 149.1, 132.4, 130.4, 130.3, 128.8, 126.5, 121.9, 42.7, 29.8. HRMS (ESI-TOF):  $m/z$   $[\text{M}+\text{H}]^+$  calcd for  $\text{C}_{14}\text{H}_{14}\text{Cl}_2\text{N}$  266.0498; observed 266.0510.

**4-(2-(2,4-Dichlorophenyl)propan-2-yl)pyridine (10).** Following general procedure C, 2-(pyridin-4-yl)propan-2-ol **5** (137 mg, 1 mmol) o-dichlorobenzene (1.15 ml, 10 mmol) and triflic acid (0.88 ml, 10 mmol) produced 4-(2-(2,4-dichlorophenyl)propan-2-yl)pyridine **10** (26 mg, 0.1 mmol, 10%) as an oil. The product was purified using silica gel chromatography (1:4, EtOAc:hexanes).  $R_f=0.30$  (1:4, EtOAc:hexanes).  $^1\text{H}$  NMR (500 MHz,  $\text{CDCl}_3$ )  $\delta$ : 8.50 (bs, 2H), 7.57 (d,  $J=9.1$  Hz, 1H), 7.34-7.33 (m, 2H), 7.06 (d,  $J=6.0$  Hz, 1H), 1.73 (s, 6H).  $^{13}\text{C}$   $\{^1\text{H}\}$  NMR (125 MHz,  $\text{CDCl}_3$ ):  $\delta$  158.4, 149.6, 143.2, 134.9, 133.4, 131.5, 128.9, 127.0, 121.1, 43.6, 29.3. HRMS (ESI-TOF):  $m/z$   $[\text{M}+\text{H}]^+$  calcd for  $\text{C}_{14}\text{H}_{14}\text{Cl}_2\text{N}$  266.0498, found 266.0498.

**4-(2-(p-Tolyl)propan-2-yl)pyridine (11) as a mixture of isomers.** Following general procedure C, 2-(pyridin-4-yl)propan-2-ol **5** (137 mg, 1 mmol), toluene (1.06 ml, 10 mmol), and triflic acid (0.88 ml, 10 mmol) produced 4-(2-(tolyl)propan-2-yl)pyridine **11** (208 mg, 0.99 mmol, 99%) as an oil containing the three regioisomeric products.  $R_f=0.84$  (1:4, EtOAc:hexanes).  $^1\text{H}$  NMR (500 MHz,  $\text{CDCl}_3$ )  $\delta$ : 8.50-8.48 (m, 2H), 7.57-7.56 (m, 1H), 7.28-7.14 (m, 2H), 7.10-7.09 (m, 2H), 7.05-7.02 (m, 1H), 2.33-3.32 (m, 3H), 1.68-1.67 (m, 6H).  $^{13}\text{C}$   $\{^1\text{H}\}$  NMR (125 MHz,  $\text{CDCl}_3$ ):  $\delta$  160.1, 159.7, 159.6, 149.9, 149.6, 148.6, 145.8, 145.4, 137.7, 136.5, 135.7, 132.6, 129.0, 128.1, 127.4, 127.0, 126.9, 126.6, 126.1, 125.9, 123.8, 122.11, 122.07, 121.2, 43.8, 42.8, 42.5, 30.2, 30.0, 21.8, 21.6, 20.9. HRMS (ESI-TOF):  $m/z$   $[\text{M}+\text{H}]^+$  calcd for  $\text{C}_{15}\text{H}_{18}\text{N}$  212.1434, observed 212.1439.

**2-(2-Phenylpropan-2-yl)pyridine (12)** Following general procedure C, 2-(pyridin-2-yl)propan-2-ol<sup>11</sup> (**12a**, 68 mg, 0.5 mmol), benzene (0.45 ml, 5 mmol, 10 eq), and triflic acid (0.45 ml, 5 mmol) produced 2-(2-phenylpropan-2-yl)pyridine **12** (95 mg, 0.44 mmol, 97%) as an essentially pure oil.  $R_f=0.11$  (1:9 EtOAc:hexanes).  $^1\text{H}$  NMR (500 MHz,  $\text{CDCl}_3$ ):  $\delta$  8.60 (d,  $J=4.1$  Hz, 1H), 7.56 (td,  $J=5.8, 1.8$  Hz, 1H), 7.33-7.27 (m, 4H), 7.23- 7.20 (m, 1H), 7.13-7.10 (m, 2H), 1.78 (s, 6H).  $^{13}\text{C}$   $\{^1\text{H}\}$  NMR (125 MHz,  $\text{CDCl}_3$ ):  $\delta$  168.7, 149.6, 148.4, 136.1, 128.2, 126.7, 125.9, 121.7, 120.8, 45.6, 29.6.<sup>10</sup>

**2-(2-Methyl-2-phenylpropyl)pyridine (13).** Following standered procedure A, 2-methylpyridine (0.1 ml, 1 mmol), n-BuLi (0.44 ml, 1.1 mmol) and acetone (0.09 ml, 1.2 mmol) provided 2-methyl-1-(pyridin-2-yl)propan-2-ol<sup>12</sup> (119 mg, 79%) as an oil. The product was purified using silica gel chromatography (1:1, EtOAc:hexanes).  $R_f=0.53$  (1:1, EtOAc:hexanes). Spectroscopic data are consistent with those reported previously.  $^1\text{H}$  NMR (300 MHz,  $\text{CDCl}_3$ ):  $\delta$  8.49 (dd,  $J=4.2, 0.6$  Hz, 1H), 7.62 (td,  $J=5.9, 1.8$  Hz, 1H), 7.19-7.11 (m, 2H), 5.57 (bs, 1H), 2.90 (s, 2H), 1.21 (2, 6H).  $^{13}\text{C}$   $\{^1\text{H}\}$  NMR (75 MHz,  $\text{CDCl}_3$ ):  $\delta$  159.9, 148.3, 136.8, 124.4, 121.5, 70.7, 68.6, 29.5. Following general procedure C, 2-methyl-1-(pyridin-2-yl)propan-2-ol (**13a**, 76 mg, 0.5 mmol), benzene (0.45 ml, 5 mmol), and triflic acid (0.45 ml, 5 mmol) produced 2-(2-methyl-2-phenylpropyl)pyridine **13** (105 mg, 99%) as an essentially pure oil.  $R_f=0.29$  (1:4, EtOAc:hexanes).  $^1\text{H}$  NMR (300 MHz,  $\text{CDCl}_3$ ):  $\delta$  8.59 (dd,  $J=4.3, 0.9$  Hz, 1H), 7.60 (td,  $J=6.0, 1.8$  Hz, 1H), 7.33-7.23 (m, 6H), 6.64 (d,  $J=7.9$  Hz, 1H), 3.20 (s, 2H), 1.43 (s, 6H).  $^{13}\text{C}$   $\{^1\text{H}\}$  NMR (75 MHz,  $\text{CDCl}_3$ ):  $\delta$  158.0, 147.7, 146.2, 138.2, 128.3, 126.1, 126.0, 125.5, 122.2, 51.4, 39.3, 28.2. HRMS (ESI-TOF):  $m/z$   $[\text{M}+\text{H}]^+$  calcd for  $\text{C}_{15}\text{H}_{18}\text{N}$  212.1434, found 212.1434.



**4-(2-Methyl-2-phenylpropyl)pyridine (14).** Following standered procedure A, 4-methylpyridine (0.1 ml, 1 mmol), n-BuLi (0.44 ml, 1.1 mmol) and acetone (0.09 ml, 1.2 mmol) provided 2-methyl-1-(pyridin-4-yl)propan-2-ol (**14a**, 110 mg, 0.73 mmol, 73%) as an oil. The product was purified using silica gel chromatography (1:4, EtOAc: hexanes).  $R_f=0.39$  (1:4, EtOAc:hexanes).  $^1\text{H}$  NMR (300 MHz,  $\text{CDCl}_3$ ):  $\delta$  8.41 (d,  $J=5.8$  Hz, 2H), 7.15 (d,  $J=5.9$  Hz, 2H), 2.74 (s, 2H), 1.22 (s, 6H).  $^{13}\text{C}$   $\{^1\text{H}\}$  NMR (75 MHz,  $\text{CDCl}_3$ ):  $\delta$  149.0, 147.5, 126.0, 70.3, 49.2, 29.4. HRMS (ESI-TOF):  $m/z$   $[\text{M}+\text{H}]^+$  calcd for  $\text{C}_9\text{H}_{14}\text{NO}$  152.1070, found 152.1074. Following general procedure C, 2-methyl-1-(pyridin-4-yl)propan-2-ol **14a** (76 mg, 0.5 mmol), benzene (0.45 ml, 5 mmol), and triflic acid (0.45 ml, 5 mmol) produced 4-(2-methyl-2-phenylpropyl)pyridine **14** (101 mg, 96%) as an essentially pure oil.  $R_f=0.30$  (50% ethyl acetate: hexanes).  $^1\text{H}$  NMR (300 MHz,  $\text{CDCl}_3$ ):  $\delta$  8.48 (d,  $J=3.8$  Hz, 2H), 7.33-7.24 (m, 5H), 6.78 (d,  $J=5.3$  Hz, 2H), 2.93 (s, 2H), 1.38 (s, 6H).  $^{13}\text{C}$   $\{^1\text{H}\}$  NMR (75 MHz,  $\text{CDCl}_3$ ):  $\delta$  150.1, 147.3, 147.2, 128.2, 126.2, 126.1, 50.7, 38.9, 28.3. HRMS (ESI-TOF):  $m/z$   $[\text{M}+\text{H}]^+$  calcd for  $\text{C}_{15}\text{H}_{18}\text{N}$  212.1434, found 212.1440.

**2-(3-Methyl-3-phenylbutyl)pyridine (15).** Following standered procedure A, 2-methylpyridine (0.1 ml, 1 mmol), n-BuLi (0.44 ml, 1.1 mmol) and 1,2-epoxy-2-methylpropane (0.11 ml, 1.2 mmol) provided 2-methyl-4-(pyridin-2-yl)butan-2-ol (**15a**, 148 mg, 0.9 mmol, 90%) as an oil. The product was purified using silica gel chromatography (1:1, EtOAc:hexanes).  $R_f=0.62$  (1:1, EtOAc:hexanes).  $^1\text{H}$  NMR (300 MHz,  $\text{CDCl}_3$ ):  $\delta$  8.35 (dd,  $J=4.1, 0.8$  Hz, 1H), 7.45 (td,  $J=5.9, 1.8$  Hz, 1H), 7.04 (d,  $J=7.8$  Hz, 1H), 6.98-6.94 (m, 1H), 4.52 (s, 1H), 2.84 (t,  $J=8.0$  Hz, 2H), 1.81 (t,  $J=8.0$  Hz, 2H), 1.18 (s, 6H).  $^{13}\text{C}$   $\{^1\text{H}\}$  NMR (75 MHz,  $\text{CDCl}_3$ ):  $\delta$  162.2, 148.5, 136.5, 122.9, 120.9, 69.7, 42.9, 32.9, 29.5. HRMS (ESI-TOF):  $m/z$   $[\text{M}+\text{H}]^+$  calcd for  $\text{C}_{10}\text{H}_{16}\text{NO}$  166.1226, found 166.1229. Following general procedure C, 2-methyl-4-(pyridin-2-yl)butan-2-ol (**15a**, 83 mg, 0.5

mmol), benzene (0.45 ml, 5 mmol), and triflic acid (0.45 ml, 5 mmol) produced 2-(3-methyl-3-phenylbutyl)pyridine **15** (109 mg, 0.49 mmol, 97%) as an essentially pure oil.  $R_f$ =0.59 (1:4 EtOAc:hexanes).  $^1\text{H}$  NMR (300 MHz,  $\text{CDCl}_3$ ):  $\delta$  8.51 (d,  $J$ = 4.7 Hz, 1H), 7.65 (td,  $J$ =5.9, 1.7 Hz, 1H), 7.41-7.28 (m, 4H), 7.21-7.09 (m, 3H), 2.64-2.58 (m, 2H), 2.11-2.05 (m, 2H), 1.41 (s, 6H).  $^{13}\text{C}$   $\{^1\text{H}\}$  NMR (75 MHz,  $\text{CDCl}_3$ ):  $\delta$  161.7, 148.6, 147.6, 138.2, 128.34, 128.27, 125.8, 123.5, 121.6, 44.4, 37.8, 33.1, 28.9. HRMS (ESI-TOF):  $m/z$   $[\text{M}+\text{H}]^+$  calcd for  $\text{C}_{16}\text{H}_{19}\text{N}$  226.1590, found 226.1593.

**2-(2-Phenylpropan-2-yl)quinoline (16).** Following general procedure B, quinaldoyl chloride (191 mg, 1 mmol) and methyllithium 1.6 M in  $\text{Et}_2\text{O}$  (3.6 ml, 2.2 mmol) produced 2-(quinolin-2-yl)propan-2-ol (**16a**, 118 mg, 0.63 mmol, 63%) as an oil. The product was purified using silica gel chromatography (3:7, EtOAc:hexanes).  $R_f$ =0.43 (3:7, EtOAc:hexanes). Spectroscopic data are consistent with those reported previously.<sup>13</sup>  $^1\text{H}$  NMR (300 MHz,  $\text{CDCl}_3$ ):  $\delta$  8.19 (d,  $J$ = 8.6 Hz, 1H), 8.10 (d,  $J$ = 8.5 Hz, 1H), 7.84 (d,  $J$ = 8.1 Hz, 1H), 7.77-7.72 (m, 1H), 7.59-7.53 (m, 1H), 7.48 (d,  $J$ = 8.6 Hz, 1H), 5.93 (bs, 1H), 1.64 (s, 6H).  $^{13}\text{C}$   $\{^1\text{H}\}$  NMR (75 MHz,  $\text{CDCl}_3$ )  $\delta$  165.7, 145.8, 137.4, 129.9, 128.8, 127.4, 127.1, 126.4, 117.1, 71.8, 30.5. Following general procedure C, 2-(quinolin-2-yl)propan-2-ol (**16a**, 93 mg, 0.5 mmol), benzene (0.45 ml, 5 mmol), and triflic acid (0.45 ml, 5 mmol) produced 2-(2-phenylpropan-2-yl)quinoline **16** (119 mg, 0.48 mmol, 96%) as an essentially pure oil.  $R_f$ =0.87 (5% E: H).  $^1\text{H}$  NMR (300 MHz,  $\text{CDCl}_3$ ):  $\delta$  8.18 (d,  $J$ = 8.4 Hz, 1H), 7.96 (d,  $J$ = 8.7 Hz, 1H), 7.78-7.71 (m, 2H), 7.56-7.50 (m, 1H), 7.34 (d,  $J$ = 4.2 Hz, 4H), 7.28-7.22 (m, 1H), 7.10 (d,  $J$ =8.7 Hz, 1H), 1.88 (s, 6H).  $^{13}\text{C}$   $\{^1\text{H}\}$  NMR (75 MHz,  $\text{CDCl}_3$ ):  $\delta$  168.3, 149.4, 147.0, 135.7, 129.5, 129.1, 128.2, 127.3, 126.8, 126.5, 126.0, 121.0, 4.4, 29.3. HRMS (ESI-TOF):  $m/z$   $[\text{M}+\text{H}]^+$  calcd for  $\text{C}_{18}\text{H}_{18}\text{N}$  248.1434, found 248.1439.

**1-Methyl-2-(2-phenylpropan-2-yl)-1H-imidazole (17).** Following standered procedure A, n-methylimidazole (0.08 ml, 1 mmol), n-BuLi (0.44 ml, 1.1 mmol) and acetone (0.09 ml, 1.2 mmol) provided 2-(1-methyl-1H-imidazol-2-yl)propan-2-ol (**17a**, 73 mg, 0.52 mmol, 52%) as a white solid. MP 112-115 °C. The product was purified using silica gel chromatography (100% EtOAc).  $R_f$  0.30 (100% EtOAc).  $^1\text{H}$  NMR (300 MHz,  $\text{CDCl}_3$ ):  $\delta$  6.72 (d,  $J$ = 1.1 Hz, 1H), 6.65 (d,  $J$ = 1.2 Hz, 1H), 4.33 (bs, 1H), 3.81 (s, 3H), 1.57 (s, 6H).  $^{13}\text{C}$   $\{^1\text{H}\}$  NMR (75 MHz,  $\text{CDCl}_3$ ):  $\delta$  151.4, 125.4, 122.7, 69.9, 34.8, 29.4. HRMS (ESI-TOF):  $m/z$   $[\text{M}+\text{H}]^+$  calcd for  $\text{C}_7\text{H}_{13}\text{N}_2\text{O}$  141.1022, found 141.1023. Following general procedure C, 2-(1-methyl-1H-imidazol-2-yl)propan-2-ol (**17a**, 70 mg, 0.5 mmol), benzene (0.45 ml, 5 mmol), and triflic acid (0.45 ml, 5 mmol) produced 1-methyl-2-(2-phenylpropan-2-yl)-1H-imidazole **17** (98 mg, 0.49 mmol, 98%) as an essentially pure oil.  $R_f$ =0.31 (100% EtOAc).  $^1\text{H}$  NMR (300 MHz,  $\text{CDCl}_3$ ):  $\delta$  7.32-7.28 (m, 2H), 7.25-7.14 (m, 3H), 7.00 (d,  $J$ = 1.2 Hz, 1H), 6.76 (d,  $J$ = 1.2 Hz, 1H), 3.06 (s, 3H), 1.77 (s, 6H).  $^{13}\text{C}$   $\{^1\text{H}\}$  NMR (75 MHz,  $\text{CDCl}_3$ ):  $\delta$  153.5, 147.3, 128.7, 126.3, 125.9, 125.6, 122.4, 40.8, 34.2, 29.2. HRMS (ESI-TOF):  $m/z$   $[\text{M}+\text{H}]^+$  calcd for  $\text{C}_{13}\text{H}_{17}\text{N}_2$  201.1386, found 201.1391.

**2-(2-Phenylpropan-2-yl)thiazole (18).** Following general procedure B, 2-acetylthiazole (0.1 ml, 1 mmol) and methyllithium 1.6 M in  $\text{Et}_2\text{O}$  (1.8 ml, 1.1 mmol) produced 2-(thiazol-2-yl)propan-2-ol (**18a**, 110 mg, 0.78 mmol, 78%) as an oil. The product was purified using silica gel chromatography (3:7, EtOAc:hexanes).  $R_f$ =0.43 (3:7, EtOAc:hexanes).  $^1\text{H}$  NMR (300 MHz,  $\text{CDCl}_3$ ):  $\delta$  7.64 (d,  $J$ =3.3 Hz, 1H), 7.2 (d,  $J$ =3.3 Hz, 1H), 4.00 (s, 1H), 1.67 (s, 6H).  $^{13}\text{C}$   $\{^1\text{H}\}$  NMR (75 MHz,  $\text{CDCl}_3$ ):  $\delta$  179.8, 142.1, 118.8, 73.1, 30.9. HRMS (ESI-TOF):  $m/z$   $[\text{M}+\text{H}]^+$  calcd for  $\text{C}_6\text{H}_{10}\text{NOS}$  144.0478, observed 144.0473. Following general procedure C, 2-(thiazol-2-yl)propan-2-ol (**18a**, 72 mg, 0.5 mmol), benzene (0.45 ml, 5 mmol), and triflic acid (0.45 ml, 5 mmol) produced 2-(2-

phenylpropan-2-yl)thiazole **18** (91 mg, 0.45 mmol, 90%) as a white solid (melting point >260°C).

The product was purified using silica gel chromatography (1:9, EtOAc:hexanes)  $R_f$ =0.60 (1:9, EtOAc:hexanes).  $^1\text{H}$  NMR (300 MHz,  $\text{CDCl}_3$ ):  $\delta$  7.73 (d,  $J$ =3.3 Hz, 1H), 7.40-7.22 (m, 6H), 1.89 (s, 6H).  $^{13}\text{C}$   $\{^1\text{H}\}$  NMR (75 MHz,  $\text{CDCl}_3$ )  $\delta$  180.4, 147.7, 141.9, 128.3, 126.6, 126.2, 118.6, 44.5, 30.2. HRMS (ESI-TOF):  $m/z$   $[\text{M}+\text{H}]^+$  calcd for  $\text{C}_{12}\text{H}_{14}\text{NS}$  204.0842, observed 204.0842.

**2-(2-Phenylpropan-2-yl)quinoxaline (19).** Following general procedure B, 2-quinoxaloyl chloride (192 mg, 1 mmol) and methyllithium 1.6 M in  $\text{Et}_2\text{O}$  (3.6 ml, 2.2 mmol) produced 2-(quinoxalin-2-yl)propan-2-ol (**19a**, 102 mg, 0.54 mmol, 54%) as an oil. The product was purified using silica gel chromatography (3:7, EtOAc:hexanes).  $R_f$ =0.31 (3:7, EtOAc:hexanes).  $^1\text{H}$  NMR (500 MHz,  $\text{CDCl}_3$ ):  $\delta$  9.05 (s, 1H), 8.16-8.14 (m, 1H), 8.10-8.09 (m, 1H), 7.81-7.78 (m, 2H), 1.72 (s, 6H).  $^{13}\text{C}$   $\{^1\text{H}\}$  NMR (125 MHz,  $\text{CDCl}_3$ ):  $\delta$  160.5, 142.5, 141.6, 140.2, 130.4, 129.6, 129.1, 128.8, 71.6, 30.3. HRMS (ESI-TOF):  $m/z$   $[\text{M}+\text{H}]^+$  calcd for  $\text{C}_{11}\text{H}_{13}\text{N}_2\text{O}$  189.1022, found 189.1026.

Following general procedure C, 2-(quinoxalin-2-yl)propan-2-ol (**19a**, 94 mg, 0.5 mmol), benzene (0.45 ml, 5 mmol), and triflic acid (0.45 ml, 5 mmol) produced 2-(2-phenylpropan-2-yl)quinoxaline **19** (55 mg, 0.22 mmol, 44%) as an oil. The product was purified using silica gel chromatography (1:19, EtOAc:hexanes).  $R_f$ =0.87 (1:19, EtOAc:hexanes).  $^1\text{H}$  NMR (500 MHz,  $\text{CDCl}_3$ ):  $\delta$  8.53 (s, 1H), 8.14 (d,  $J$ =8.2 Hz, 1H), 8.06 (d,  $J$ = 8.1 Hz, 1H), 7.78-7.74 (m, 2H), 7.35-7.28 (m, 4H), 7.27-7.25 (m, 1H), 1.89 (s, 6H).  $^{13}\text{C}$   $\{^1\text{H}\}$  NMR (125 MHz,  $\text{CDCl}_3$ ):  $\delta$  163.0, 147.8, 145.9, 140.6, 129.7, 129.4, 129.1, 128.9, 128.6, 126.7, 126.5, 45.1, 28.9. HRMS (ESI-TOF):  $m/z$   $[\text{M}+\text{H}]^+$  calcd for  $\text{C}_{17}\text{H}_{17}\text{N}_2$  249.1386, found 249.1388.

**2-(1-(4-Fluorophenyl)-1-phenylethyl)pyridine (20).** Following standered procedure A, 2-bromopyridine (0.1 ml, 1 mmol),  $n\text{-BuLi}$  (0.44ml, 1.1mmol) and 4-fluoroacetophenone (0.15 ml,

1.2 mmol) provided 1-(4-fluorophenyl)-1-(pyridin-2-yl)ethanol (**20a**, 191 mg, 0.69 mmol, 69%) as a white solid. The product was purified using silica gel chromatography (3:7, EtOAc:hexanes).

R<sub>f</sub> 0.56 (3:7, EtOAc:hexanes). Spectroscopic data are consistent with those reported

previously.<sup>14</sup> <sup>1</sup>H NMR (300 MHz, CDCl<sub>3</sub>): δ 8.51 (d, J=4.3 Hz, 1H), δ 7.63 (td, J=6.0 Hz, 1.7), 1H), δ

7.49-7.44 (m, 2H), δ 7.28 (d, J=8.0 Hz, 1H), δ 7.16 (dd, J=3.9, 1.0 Hz, 1H), 6.98 (t, J=8.7 Hz, 2H), δ

5.94, (bs, 1H), 1.92 (s, 3H). <sup>13</sup>C {<sup>1</sup>H} NMR (75 MHz, CDCl<sub>3</sub>): δ 164.6, 163.4, 160.2, 147.5, 143.1 (d,

J=3.2 Hz), 137.1, 127.8, 127.7 (d, J=8.0 Hz), 122.2, 120.2, 114.9 (d, J= 21.3 Hz), 74.8, 29.4. <sup>19</sup>F

{<sup>13</sup>C} NMR (471 MHz, CDCl<sub>3</sub>): δ -116.2. Following general procedure C, 1-(4-fluorophenyl)-1-

(pyridin-2-yl)ethanol (**20a**, 108 mg, 0.5 mmol) benzene (0.45 ml, 5 mmol), and triflic acid (0.45

ml, 5 mmol) produced 2-(1-(4-fluorophenyl)-1-phenylethyl)pyridine **20** (122 mg, 95.0 mmol,

88%) as an oil. The product was purified using silica gel chromatography (1:9, EtOAc:hexanes).

R<sub>f</sub>=0.54 (1:9, EtOAc:hexanes). <sup>1</sup>H NMR (300 MHz, CDCl<sub>3</sub>): δ 8.67 (d, J=4.8 Hz, 1H), δ 7.59 (td

J=5.9, 1.9 Hz, 1H), δ 7.34-7.25 (m, 3H), 7.19-6.96 (m, 8H), 2.26 (s, 3H). <sup>13</sup>C {<sup>1</sup>H} NMR (75 MHz,

CDCl<sub>3</sub>): δ 166.9, 162.8, 159.6, 148.9, 148.1, 144.0 (d, J=13.2 Hz), 136.1, 130.3 (d, J=31 Hz), 128.3

(d, J=129 Hz), 126.3, 123.5, 121.2, 114.6 (d, J=83 Hz), 54.6, 29.6. <sup>19</sup>F {<sup>13</sup>C} NMR (471 MHz,

CDCl<sub>3</sub>): δ -117.2. HRMS (ESI-TOF): m/z [M+H]<sup>+</sup> calcd for C<sub>19</sub>H<sub>17</sub>FN 278.1340, observed 278.1347

**2-(1-Phenylcyclohexyl)pyridine (21).** Following standered procedure A, 2-bromopyridine (0.1

ml, 1 mmol), n-BuLi (0.44 ml, 1.1 mmol) and cyclohexanone (0.12 ml, 1.2 mmol) provided 1-

(pyridin-2-yl)cyclohexanol (**21a**, 120 mg, 0.68 mmol, 68%) as an oil. The product was purified

using silica gel chromatography (1:1, EtOAc:hexanes). R<sub>f</sub> 0.81 (1:1, EtOAc:hexanes). <sup>1</sup>H NMR

(300 MHz, CDCl<sub>3</sub>): δ 8.61 (d, J=3.9 Hz, 1H), 7.55 (td J= 6.1, 1.8 Hz, 1H), 7.38-7.25 (m, 5H), 7.16 (t,

J=9.3 Hz, 2H), 7.06 (dd J=4.9 Hz, 0.7, 1H), 2.62-2.21 (m, 2H), 2.28-2.21 (m, 2H), 1.59-1.51 (m,

6H).  $^{13}\text{C}$   $\{^1\text{H}\}$  NMR (75 MHz,  $\text{CDCl}_3$ ):  $\delta$  166.7, 148.5, 147.6, 136.4, 128.3, 127.0, 125.7, 122.2, 120.6, 48.7, 36.1, 29.7, 26.2, 22.9. Following general procedure C, 1-(pyridin-2-yl)cyclohexanol (**21a**, 88 mg, 0.5 mmol), benzene (0.45 ml, 5 mmol), and triflic acid (0.45 ml, 5 mmol) produced 2-(1-phenylcyclohexyl)pyridine **21** (91 mg, 0.38 mmol, 77%) as an oil. The product was purified using silica gel chromatography (1:9, EtOAc:hexanes).  $R_f$ =0.78 (1:9, EtOAc:hexanes).

Spectroscopic data are consistent with those reported previously.<sup>10</sup>  $^1\text{H}$  NMR (300 MHz,  $\text{CDCl}_3$ ):  $\delta$  8.61 (d,  $J$ =3.9 Hz, 1H), 7.6 (td,  $J$ = 15.5, 1.8 Hz, 1H), 7.39-7.27 (m, 5H), 7.16 (t,  $J$ =8.4 Hz, 2H), 7.07 (dd  $J$ =4.9, 3.9 Hz, 1H), 2.62-2.55 (m, 2H), 2.28-2.21 (m, 2H), 1.60-1.51 (m, 6H).  $^{13}\text{C}$   $\{^1\text{H}\}$  NMR (75 MHz,  $\text{CDCl}_3$ ):  $\delta$  166.7, 148.5, 147.6, 136.4, 128.3, 127.0, 125.7, 122.2, 120.6, 48.7, 36.1, 29.7, 26.2, 22.9.

**2-(1-Phenyl-2,3-dihydro-1H-inden-1-yl)pyridine (22).** Following general procedure A, 2-bromopyridine (0.1 ml, 1 mmol),  $n\text{-BuLi}$  (0.44 ml, 1.1 mmol) and 1-indanone (152 mg, 1.2 mmol) provided 1-(pyridin-2-yl)-2,3-dihydro-1H-inden-1-ol (**22a**, 175 mg, 0.83 mmol, 83%) as an oil. The product was purified using silica gel chromatography (1:1, EtOAc:hexanes).  $R_f$  0.67 (1:1, EtOAc:hexanes). Spectroscopic data are consistent with those reported previously.<sup>15</sup>  $^1\text{H}$  NMR (300 MHz,  $\text{CDCl}_3$ )  $\delta$  8.56 (dd  $J$ = 3.9, 0.87 Hz, 1H), 7.58 (td, 6.1, 1.7 Hz, 1H), 7.33-7.29 (m, 2H), 7.20-7.16 (m, 2H), 7.06 (dd,  $J$ =6.9, 0.9 Hz, 2H), 6.02 (bs, 1H), 3.30-3.22 (m, 1H), 3.12-3.04 (m, 1H), 2.56 (td,  $J$ =4.2, 2.3 Hz, 2H).  $^{13}\text{C}$   $\{^1\text{H}\}$  NMR (75 MHz,  $\text{CDCl}_3$ ):  $\delta$  164, 147.6, 147.3, 143.9, 137.1, 128.4, 127.1, 124.9, 124.2, 122.2, 120.3, 84.4, 42.9, 30.4. Following general procedure C, 1-(pyridin-2-yl)-2,3-dihydro-1H-inden-1-ol (**22a**, 105 mg, 0.5 mmol), benzene (0.45 ml, 5 mmol), and triflic acid (0.45 ml, 5 mmol) produced 2-(1-phenyl-2,3-dihydro-1H-inden-1-yl)pyridine **22** (131 mg, 0.48 mmol, 97%) as an oil. The product was purified using silica gel chromatography

(1:9, ethyl acetate:hexanes).  $R_f=0.56$  (1:9, ethyl acetate:hexanes).  $^1\text{H}$  NMR (300 MHz,  $\text{CDCl}_3$ ):  $\delta$  8.67 (d,  $J=3.9$  Hz, 1H),  $\delta$  7.59 (td  $J=5.8, 1.8$  Hz 1H), 7.35-7.09 (m, 11H), 3.60-3.54 (m, 1H), 3.03-2.95 (m, 2H), 2.70-2.64 (m, 1H).  $^{13}\text{C}$   $\{^1\text{H}\}$  NMR (75 MHz,  $\text{CDCl}_3$ ):  $\delta$  165.3, 148.8, 148.0, 147.5, 144.6, 136.1, 128.3, 128.1, 127.2, 126.3, 126.2, 124.9, 123.5, 121.2, 64.3, 42.0, 30.8. HRMS (ESI-TOF):  $m/z$   $[\text{M}+\text{H}]^+$  calcd for  $\text{C}_{20}\text{H}_{18}\text{N}$  272.1434, observed 272.1437.

**2-((1-Phenyl-2,3-dihydro-1H-inden-1-yl)methyl)pyridine (23).** Following standard procedure A, 2-methylpyridine (0.1 ml, 1 mmol),  $n\text{-BuLi}$  (0.44 ml, 1.1 mmol) and 1-indanone (158 mg, 1.2 mmol) provided 1-(pyridin-2-ylmethyl)-2,3-dihydro-1H-inden-1-ol (**23a**, 202 mg, 0.9 mmol, 90%) as an oil. The product was purified using silica gel chromatography (1:1, EtOAc:hexanes)  $R_f=0.62$  (1:1, EtOAc:hexanes).  $^1\text{H}$  NMR (300 MHz,  $\text{CDCl}_3$ ):  $\delta$  8.59 (d,  $J=4.3$  Hz, 1H), 7.64 (td,  $J=6.0, 1.7$  Hz, 1H), 7.28-7.22 (m, 3H), 7.16-7.11 (m, 1H), 7.04 (t,  $J=7.0$  Hz, 2H), 3.29-3.10 (m, 2H), 3.05-2.98 (m, 1H), 2.90-2.82 (m, 1H), 2.23-2.19 (m, 2H).  $^{13}\text{C}$   $\{^1\text{H}\}$  NMR (75 MHz,  $\text{CDCl}_3$ ):  $\delta$  159.5, 148.3, 147.6, 142.4, 137.0, 127.9, 126.4, 124.8, 124.6, 123.2, 121.9, 83.2, 46.0, 40.4, 29.4. HRMS (ESI-TOF):  $m/z$   $[\text{M}+\text{H}]^+$  calcd for  $\text{C}_{15}\text{H}_{16}\text{NO}$  226.1226, found 226.1231. Following general procedure C, 1-(pyridin-2-ylmethyl)-2,3-dihydro-1H-inden-1-ol (**23a**, 112 mg, 0.5 mmol), benzene (0.45 ml, 5 mmol), and triflic acid (0.45 ml, 5 mmol) produced 2-((1-phenyl-2,3-dihydro-1H-inden-1-yl)methyl)pyridine **23** (133 mg, 0.48 mmol, 96%) as an essentially pure oil.  $R_f=0.22$  (1:9, EtOAc:hexanes).  $^1\text{H}$  NMR (300 MHz,  $\text{CDCl}_3$ ):  $\delta$  8.54 (dd,  $J=4.2, 0.9$  Hz, 1H), 7.49 (td,  $J=6.0, 1.8$  Hz, 1H), 7.37-7.27 (m, 6H), 7.25-7.14 (m, 4H) 6.61 (d,  $J=7.9$  Hz, 1H), 3.81 (d,  $J=13.1$  Hz, 1H), 3.54 (d,  $J=13.1$  Hz, 1H), 2.78-2.57 (m, 2H), 2.49-2.30 (m, 2H).  $^{13}\text{C}$   $\{^1\text{H}\}$  NMR (75 MHz,  $\text{CDCl}_3$ ):  $\delta$  157.9, 147.3, 146.8, 144.6, 137.7, 128.3, 127.2, 127.1, 126.3, 126.2, 125.6, 125.2, 124.8, 122.2, 57.1, 47.9, 39.6, 30.5. HRMS (ESI-TOF):  $m/z$   $[\text{M}+\text{H}]^+$  calcd for  $\text{C}_{21}\text{H}_{20}\text{N}$  286.1590, found 286.1596.

**5,5-Diphenyl-5H-indeno[1,2-b]pyridine (25).** Following general procedure B , 5H-indeno[1,2-b]pyridin-5-one (181 mg, 1 mmol), PhLi 1.9M in dibutyl ether (2.3 mL, 1.2 mmol) produced 5-phenyl-5H-indeno[1,2-b]pyridin-5-ol **24** (212 mg, 0.82 mmol, 82%) as a white solid. The product was purified using silica gel chromatography (3:7, EtOAc:hexanes).  $R_f$  0.39 (3:7, EtOAc:hexanes). Spectroscopic data are consistent with those reported previously.<sup>16</sup> Following general procedure C, 5-phenyl-5H-indeno[1,2-b]pyridin-5-ol **24** (130 mg, 0.5 mmol), benzene (0.45ml, 5mmol), and triflic acid (0.45ml, 5 mmol) produced 5,5-diphenyl-5H-indeno[1,2-b]pyridine **25** (160 mg, 0.49 mmol, 97%) as a white solid (mp 206-207 °C) as an essentially pure product.  $R_f$ =0.44 (1:4, EtOAc:hexanes). <sup>1</sup>H NMR (300 MHz, CDCl<sub>3</sub>):  $\delta$  8.61 (d, J=4.8 Hz, 1H), 8.12 (d, J=7.4 Hz, 1H), 7.73 (d, J= 7.7 Hz, 1H) 7.49-7.41 (m, 3H), 7.28-7.22 (m, 11H). <sup>13</sup>C {<sup>1</sup>H} NMR (125 MHz, CDCl<sub>3</sub>):  $\delta$  159.3, 151.5, 149.0, 145.0, 144.8, 139.3, 133.5, 129.7, 128.4, 128.1, 128.0, 127.0, 126.2, 122.0, 121.2, 63.5. HRMS (ESI-TOF): m/z [M+H]<sup>+</sup> calcd for C<sub>24</sub>H<sub>18</sub>N 320.1434, observed 320.1437.

**5,5-Diphenyl-5H-cyclopenta[1,2-b:5,4-b']dipyridine (27).** Following general procedure B , 5H-cyclopenta[1,2-b:5,4-b']dipyridin-5-one (180 mg, 1 mmol) and PhLi 1.9M in dibutyl ether (2.3 mL, 1.2 mmol) produced 5-phenyl-5H-cyclopenta[1,2-b:5,4-b']dipyridin-5-ol **26** (156 mg, 0.6 mmol, 60%) as a white solid. The product was purified using silica gel chromatography (3:1, EtOAc:hexanes).  $R_f$  0.44 (3:1, EtOAc:hexanes). Spectroscopic data are consistent with those reported previously.<sup>17</sup> <sup>1</sup>H NMR (300 MHz, CDCl<sub>3</sub>):  $\delta$  8.53 (d, J= 4.0 Hz, 2H), 7.68 (d, J= 7.4 Hz, 2H), 7.38-7.37 (m, 2H), 7.31-7.16 (m, 3H), 7.18-7.14 (m, 2H). <sup>13</sup>C {<sup>1</sup>H} NMR (75 MHz, CDCl<sub>3</sub>)  $\delta$  156.9, 150.8, 145.5, 141.0, 132.9, 128.5, 127.9, 125.3, 124.1, 79.8. Following general procedure C, 5-phenyl-5H-cyclopenta[1,2-b:5,4-b']dipyridin-5-ol **26** (129 mg, 0.5 mmol), benzene (0.45 ml,



5 mmol), and triflic acid (0.45 ml, 5 mmol) produced 5,5-diphenyl-5H-cyclopenta[1,2-b:5,4-b']dipyridine **27** (157 mg, 0.49 mmol, 98%) as an essentially pure, white solid (mp>260 °C).  $R_f=0.47$  (1:9, EtOAc:hexanes).  $^1\text{H}$  NMR (300 MHz,  $\text{CDCl}_3$ ):  $\delta$  8.76 (dd,  $J=3.6, 1.1$  Hz, 2H), 7.80 (dd,  $J=6.4, 1.4$  Hz, 2H), 7.33-7.25 (m, 8H), 7.20-7.17 (m, 4H).  $^{13}\text{C}$   $\{^1\text{H}\}$  NMR (75 MHz,  $\text{CDCl}_3$ )  $\delta$  157.3, 150.1, 145.8, 133.9, 128.7, 127.8, 127.5, 123.6, 61.7. HRMS (ESI-TOF):  $m/z$   $[\text{M}+\text{H}]^+$  calcd for  $\text{C}_{23}\text{H}_{17}\text{N}_2$  321.1386, found 321.1394.

**5-(4-Chlorophenyl)-5-phenyl-5H-cyclopenta[1,2-b:5,4-b']dipyridine (28) as a mixture of isomers (1:6, o:p).** Following general procedure C, 5-phenyl-5H-cyclopenta[1,2-b:5,4-b']dipyridin-5-ol **26** (129 mg, 0.5 mmol), chlorobenzene (0.5 ml, 5 mmol), and triflic acid (0.45 ml, 5 mmol) produced 5-(4-chlorophenyl)-5-phenyl-5H-cyclopenta[1,2-b:5,4-b']dipyridine **28** (156 mg, 0.44 mmol, 88%) as a white solid (mp 205-207 °C). The product was purified using silica gel chromatography (1:9, MeOH:EtOAc).  $R_f$  0.57 (1:9, MeOH:EtOAc).  $^1\text{H}$  NMR (300 MHz,  $\text{CDCl}_3$ ):  $\delta$  8.67 (d,  $J=4.7$  Hz, 1H), 7.9 (d,  $J=7.8$  Hz, 1H), 7.67 (d,  $J=7.8$  Hz, 1H), 7.23-7.14 (m, 4H), 7.07-7.14 (m, 1H), 7.03 (d,  $J=8.6$  Hz, 1H).  $^{13}\text{C}$   $\{^1\text{H}\}$  NMR (75 MHz,  $\text{CDCl}_3$ ):  $\delta$  157.7, 157.6, 150.5, 150.4, 145.2, 145.2, 140.1, 133.8, 133.5, 133.4, 132.5, 130.6, 129.2, 129.1, 128.8, 127.8, 127.2, 126.8, 123.5, 123.5, 61.8, 61.1. HRMS (ESI-TOF):  $m/z$   $[\text{M}+\text{H}]^+$  calcd for  $\text{C}_{23}\text{H}_{16}\text{ClN}_2$  355.0997, found 355.1000.

**5-(4-Bromophenyl)-5-phenyl-5H-cyclopenta[1,2-b:5,4-b']dipyridine (29) as a mixture of isomers (1:3, o:p).** Following general procedure C, 5-phenyl-5H-cyclopenta[1,2-b:5,4-b']dipyridin-5-ol **26** (129 mg, 0.5 mmol), bromobenzene (0.52 ml, 5 mmol), and triflic acid (0.45 ml, 5 mmol) produced 5-(4-bromophenyl)-5-phenyl-5H-cyclopenta[1,2-b:5,4-b']dipyridine **28** (92 mg, 0.42 mmol, 84%) as a white solid. The product was purified using silica gel

chromatography (10% MeOH:EtOAc).  $R_f$ =0.52 (10% MeOH:EtOAc). MP 220-222 °C.  $^1\text{H}$  NMR (300 MHz,  $\text{CDCl}_3$ ):  $\delta$  8.78 (d,  $J$ =4.0 Hz, 2H), 8.05 (d,  $J$ = 7.9 Hz, 1H), 7.78 (dd,  $J$ =6.5, 1.3 Hz, 2H), 7.41-7.37 (m, 2H), 7.35-7.31 (m, 2H), 7.29-7.26 (m, 5H), 7.18-7.15 (m, 3H), 7.07-7.04 (m, 2H):  $^{13}\text{C}$   $\{^1\text{H}\}$  NMR (75 MHz,  $\text{CDCl}_3$ ):  $\delta$  156.8, 150.1, 145.4, 142.8, 142.6, 134.7, 134.0, 131.8, 129.5, 128.9, 128.8, 127.8, 127.7, 127.2, 123.8, 121.7, 61.3. HRMS (ESI-TOF):  $m/z$   $[\text{M}+\text{Na}]^+$  calcd for  $\text{C}_{23}\text{H}_{15}\text{BrN}_2\text{Na}$  421.0311, found 421.0309.

**5-(4-Dodecylphenyl)-5-phenyl-5H-cyclopenta[1,2-b:5,4-b']dipyridine(1:3-O:P) (30) as a mixture of isomers (1:3, o:p).** Following general procedure C, 5-phenyl-5H-cyclopenta[1,2-b:5,4-b']dipyridin-5-ol **26** (129 mg, 0.5 mmol), 1-dodecylbenzene (0.57 ml, 2 mmol) and triflic acid (0.45ml, 5 mmol) produced 5-(4-dodecylphenyl)-5-phenyl-5H-cyclopenta[1,2-b:5,4-b']dipyridine **30** (156 mg, 0.44 mmol, 88%) as a white solid. The product was purified using silica gel chromatography (1:9, MeOH:EtOAc).  $R_f$ =0.83 (1:9, MeOH:EtOAc). MP 120-121 °C.  $^1\text{H}$  NMR (500 MHz,  $\text{CDCl}_3$ ):  $\delta$  8.81-8.63 (m, 2H), 7.73 (d,  $J$ = 7.7 Hz, 2H), 7.62 (d,  $J$ =7.7 Hz, 1H), 7.24-7.10 (m, 9H), 6.68 (s, 2H), 2.47 (t,  $J$ =8.0 Hz, 1H), 1.62-1.47 (m, 2H), 1.21-1.18 (m, 16 H), 0.86-0.79(m, 4H).  $^{13}\text{C}$   $\{^1\text{H}\}$  NMR (125 MHz,  $\text{CDCl}_3$ ):  $\delta$  159.9, 149.8, 146.2, 143.6, 142.4, 140.4, 134.2, 128.8, 128.7, 128.6, 128.1, 127.8, 127.7, 126.9, 123.7, 61.5, 35.5, 31.9, 31.3, 29.7, 29.63, 29.57 29.5, 29.4, 29.3, 23.7, 23.0, 22.7, 14.1. HRMS (ESI-TOF):  $m/z$   $[\text{M}+\text{Na}]^+$  calcd for  $\text{C}_{35}\text{H}_{40}\text{N}_2\text{Na}$  511.3084, found 511.3081.

**9,9-Diphenyl-9H-indeno[1,2-b]pyrazine (32).** Following general procedure B, 9H-indeno[1,2-b]pyrazin-9-one (232 mg, 1 mmol) and PhLi 1.9M in dibutyl ether (2.3 mL, 1.2 mmol) produced 9-phenyl-9H-indeno[1,2-b]pyrazin-9-ol **31** (149 mg, 0.82 mmol, 82%) as a white solid. The product was purified using silica gel chromatography (3:7, EtOAc:hexanes).  $R_f$ =0.39 (3:7,

EtOAc:hexanes). MP 210-211 °C.  $^1\text{H}$  NMR (300 MHz,  $\text{CDCl}_3$ ):  $\delta$  8.45 (d,  $J$  = 2.8 Hz, 1H), 8.33 (d,  $J$  = 2.8 Hz, 1H), 8.04-8.02 (m, 1H), 7.55-7.50 (m, 2H), 7.46-7.39 (m, 3H), 7.34-7.31 (m, 3H).  $^{13}\text{C}$   $\{^1\text{H}\}$  NMR (75 MHz,  $\text{CDCl}_3$ )  $\delta$  149.2, 147.1, 144.1, 142.4, 140.7, 136.4, 131.7, 130.1, 128.6, 128.1, 126.8, 125.6, 125.3, 122.0, 80.5. High-resolution MS  $[\text{M}+\text{H}]^+$  calcd for  $\text{C}_{17}\text{H}_{12}\text{N}_2\text{O}$  261.1022, found 261.1027. Following general procedure C, phenyl-9H-indeno[1,2-b]pyrazin-9-ol **31** (130 mg, 0.5 mmol), benzene (0.45 ml, 5 mmol), and triflic acid (0.45 ml, 5 mmol) produced 9,9-diphenyl-9H-indeno[1,2-b]pyrazine **32** (152 mg, 0.47 mmol, 95%) as a white solid. The product was purified using silica gel chromatography (3:7, EtOAc:hexanes).  $R_f$ =0.93 (3:7, EtOAc:hexanes). MP>260 °C  $^1\text{H}$  NMR (300 MHz,  $\text{CDCl}_3$ ):  $\delta$  8.51-8.47 (m, 2H), 8.18-8.15 (m, 1H), 7.55-7.51 (m, 3H), 7.39 (s, 2H), 7.28-7.22 (m, 8H).  $^{13}\text{C}$   $\{^1\text{H}\}$  NMR (75 MHz,  $\text{CDCl}_3$ ):  $\delta$  166.9, 148.9, 148.8, 145.6, 140.3, 139.1, 131.4, 129.2, 128.7, 127.9, 127.1, 124.5, 123.0, 121.89, 121.86, 121.0, 66.1. High-resolution MS  $[\text{M}+\text{H}]^+$  calcd for  $\text{C}_{23}\text{H}_{16}\text{N}_2$  321.1386, found 321.1393.

**11,11-Diphenyl-11H-indeno[1,2-b]quinoxaline (34).** Following general procedure B, 11H-indeno[1,2-b]quinoxalin-11-one (182 mg, 1 mmol) and PhLi 1.9M in dibutyl ether (2.3 mL, 1.2 mmol) produced 11-phenyl-11H-indeno[1,2-b]quinoxalin-11-ol **33** (264 mg, 0.85 mmol, 85%) as a white solid. The product was purified using silica gel chromatography (1:4, EtOAc:hexanes).  $R_f$ =0.22 (1:4, EtOAc:hexanes). Spectroscopic data are consistent with those reported previously.<sup>18</sup>  $^1\text{H}$  NMR (300 MHz,  $\text{CDCl}_3$ ):  $\delta$  8.15-8.10 (m, 2H), 8.03-8.01 (m, 1H), 7.76-7.64 (m, 3H), 7.54-7.50 (m, 3H), 7.44-7.42 (m, 2H), 7.31-7.29 (m, 2H).  $^{13}\text{C}$   $\{^1\text{H}\}$  NMR (75 MHz,  $\text{CDCl}_3$ ):  $\delta$  143.0, 142.1, 130.9, 130.0, 129.2, 128.7, 128.4, 128.3, 127.5, 127.4, 63. High-resolution MS  $[\text{M}+\text{H}]^+$  calcd for  $\text{C}_{21}\text{H}_{14}\text{N}_2\text{O}$  311.1179, observed 311.1182. Following general procedure C, 11-phenyl-11H-indeno[1,2-b]quinoxalin-11-ol **33** (155 mg, 0.5 mmol), benzene (0.45 ml, 5 mmol),

and triflic acid (0.45 ml, 5 mmol) produced 11,11-diphenyl-11H-indeno[1,2-b]quinoxaline **34**

(172 mg, 0.47 mmol, 93%) as a white solid. The product was purified using silica gel

chromatography (1:4, EtOAc:hexanes).  $R_f$ =0.84 (1:4, EtOAc:hexanes). MP 205-206 °C.

Spectroscopic data are consistent with those reported previously.<sup>18</sup>  $^1\text{H}$  NMR (500 MHz,  $\text{CDCl}_3$ ):  $\delta$

8.92 (d,  $J$ = 7.7 Hz, 1H), 8.71 (dd,  $J$ =7.5, 0.8 Hz, 1H), 8.35 (dd,  $J$ =7.0, 1.3 Hz, 1H), 8.11-8.01 (m,

2H), 7.91-7.86 (m, 1H), 7.82-7.76 (m, 1H), 7.67 (d,  $J$ = 7.7 Hz, 1H), 7.35-7.33 (m, 6H), 7.28-7.25

(m, 4H).  $^{13}\text{C}$   $\{^1\text{H}\}$  NMR (125 MHz,  $\text{CDCl}_3$ ):  $\delta$  167.8, 154.8, 146.8, 142.6, 140.9, 137.3, 134.6,

132.2, 130.8, 130.5, 128.8, 128.5, 128.3, 128.0, 127.8, 122.4, 118.2, 63.8. HRMS (ESI-TOF):  $m/z$

$[\text{M}+\text{H}]^+$  calcd for  $\text{C}_{27}\text{H}_{19}\text{N}_2$  371.1543, found 371.1546.

### **2-(2-Methyl-1-phenylcyclohexyl)pyridine (36) formed as the mixture of diastereomers.**

Following general procedure A, 2-bromopyridine (0.1 ml, 1 mmol),  $n\text{-BuLi}$  (0.44 ml, 1.1 mmol)

and 2-methylcyclohexanone (0.134 mg, 1.2 mmol) provided 2-methyl-1-(pyridin-2-

yl)cyclohexanol **35** (120 mg, 0.68 mmol, 68%) as an oil. The product was purified using silica gel

chromatography (1:1, EtOAc:hexanes).  $R_f$ =0.81 (1:1, EtOAc:hexanes).  $^1\text{H}$  NMR (500 MHz,  $\text{CDCl}_3$ ):

$\delta$  8.46 (d,  $J$ =4.9 Hz, 1H), 7.66 (td  $J$ = 3.1, 1.7 Hz, 1H), 7.32 (d,  $J$ =2.9 Hz, 1H), 7.15-7.13 (m, 1H), 5.20

(s, 1H), 1.84-1.75 (m, 3H), 1.71-1.53 (m, 5H), 1.42-1.38 (m, 1H), 0.48 (d,  $J$ =6.7 Hz, 3H).  $^{13}\text{C}$   $\{^1\text{H}\}$

NMR (125 MHz,  $\text{CDCl}_3$ ):  $\delta$  165.0, 146.9, 136.9, 121.6, 119.1, 74.8, 40.4, 40.3, 30.6, 26.3, 22.0,

15.4. HRMS (ESI-TOF):  $m/z$   $[\text{M}+\text{H}]^+$  calcd for  $\text{C}_{12}\text{H}_{18}\text{NO}$  192.1383, observed 192.1382. Following

general procedure A, 2-methyl-1-(pyridin-2-yl)cyclohexanol **35** (96 mg, 0.5 mmol), benzene

(0.45 ml, 5 mmol), and triflic acid (0.45 ml, 5 mmol) produced 2-(2-methyl-1-

phenylcyclohexyl)pyridine **36** (170 mg, 0.34 mmol, 68%) as an oil. The product was purified

using silica gel chromatography (1:1, EtOAc:hexanes).  $R_f$ =0.81 (1:1, EtOAc:hexanes).  $^1\text{H}$  NMR

(500 MHz, CDCl<sub>3</sub>): 8.60 (d, J= 4.9 Hz, 1H), 8.53 (d, J= 4.9 Hz, 1H), 7.65-7.60 (m, 1H), 7.59-7.56 (m, 1H), 7.43-7.41 (m, 2H), 7.37-7.73 (m, 4H), 7.30-7.28 (m, 3H), 7.25-7.21 (m, 2H), 7.18-7.16 (m, 1H), 7.15-7.07 (m, 3H), 3.21-3.19 (m, 1H), 2.81-2.76 (m, 1H), 2.57-2.52 (m, 1H), 2.42-2.39 (m, 1H), 2.32-2.25 (m, 2H), 2.18-2.16 (m, 1H), 2.08-1.80 (m, 8H), 1.72-1.61 (m, 3H), 1.41-1.36 (m, 2H), 0.84 (d, J= 6.6 Hz, 3H), 0.76 (d, J=6.5 Hz, 3H). <sup>13</sup>C {<sup>1</sup>H} NMR (75 MHz, CDCl<sub>3</sub>) δ 165.5, 165.4, 149.3, 149.1, 147.3, 145.3, 136.2, 136.1, 128.3, 128.3, 127.5, 127.5, 126.8, 125.9, 125.4, 122.5, 121.9, 121.1, 120.9, 53.7, 53.1, 48.4, 44.1, 43.1, 38.6, 37.0, 37.0, 36.8, 36.4, 36.0, 34.1, 34.1, 31.6, 30.1, 29.6, 28.7, 20.6, 20.4, 20.3. HRMS (ESI-TOF): m/z [M+H]<sup>+</sup> calcd for C<sub>18</sub>H<sub>22</sub>N 252.1747, observed 252.1753.

**2-(2,4-Dimethyl-2-phenylpentan-3-yl)pyridine (40).** Following general procedure A, 2-bromopyridine (0.1 ml, 1 mmol), n-BuLi (0.44 ml, 1.1 mmol) and 2,4-dimethylpentan-3-one (0.17 ml, 1.2 mmol) provided 2,4-dimethyl-3-(pyridin-2-yl)pentan-3-ol **39** (166 mg, 0.86 mmol, 86%) as an oil. The product was purified using silica gel chromatography (1:9, EtOAc:hexanes). R<sub>f</sub>=0.80 (1:9, EtOAc:hexanes). <sup>1</sup>H NMR (500 MHz, CDCl<sub>3</sub>): δ 8.49 (d, J= 4.8 Hz, 1H), 7.63 (td J= 6.1, 1.4 Hz, 1H), 7.24 (d, J=8.0 Hz, 1H), 7.15 (dd, J=4.9, 2.4 Hz, 1H), 5.55 (s, 1H), 2.28 (sxt J=6.8 Hz, 2H), 0.79 (d, J=6.8 Hz, 6H), 0.75 (d, J=7.0 Hz, 6H). <sup>13</sup>C {<sup>1</sup>H} NMR (125 MHz, CDCl<sub>3</sub>): δ 161.5, 146.8, 135.9, 121.6, 120.6, 79.6, 34.2, 17.5, 16.7. HRMS (ESI-TOF): m/z [M+H]<sup>+</sup> calcd for C<sub>12</sub>H<sub>20</sub>NO 194.1539, observed 194.1543. Following general procedure C, 2,4-dimethyl-3-(pyridin-2-yl)pentan-3-ol (97 mg, 0.5 mmol), benzene (0.45 ml, 5 mmol), and triflic acid (0.45 ml, 5 mmol) produced 2-(2,4-dimethyl-2-phenylpentan-3-yl)pyridine **40** (113 mg, 0.45 mmol, 89%) as an oil. The product was purified using silica gel chromatography (1:9, EtOAc:hexanes). R<sub>f</sub>=0.40 (1:9, EtOAc:hexanes). <sup>1</sup>H NMR (300 MHz, CDCl<sub>3</sub>): δ 8.61 (d J=3.9 Hz, 1H), 7.56 (td, J=5.8,

1.9 Hz, 1H), 7.52-7.49 (m, 2H), 7.31 (t,  $J=7.4$  Hz, 2H), 7.20-7.10 (m, 3H), 3.09 (d,  $J=8.7$  Hz, 1H), 2.30 (q,  $J=4.4$  Hz, 1H), 1.66 (s, 3H), 0.95 (s, 3H), 0.60 (dd,  $J=12.9, 6.6$  Hz, 6H).  $^{13}\text{C}$   $\{^1\text{H}\}$  NMR (75 MHz,  $\text{CDCl}_3$ ):  $\delta$  163.7, 151.7, 148.7, 135.2, 127.8, 126.2, 125.3, 125.2, 121.0, 64.0, 41.2, 32.3, 29.8, 23.3, 23.0, 22.3. HRMS (ESI-TOF):  $m/z$   $[\text{M}+\text{H}]^+$  calcd for  $\text{C}_{18}\text{H}_{23}\text{N}$  254.1903, observed 254.1912.

**2-(4-Deutero-2,4-dimethyl-2-phenylpentan-3-yl)pyridine (42).** 2,4-Dimethyl-3-pentanone (224 mg, 2 mmol) was placed in a nitrogen flushed flask and 1 ml of 37% DCl in  $\text{D}_2\text{O}$  was added. The mixture was stirred for 6 hours at room temperature. The mixture was then quenched with sodium bicarbonate and extracted with chloroform, washed with brine, and dried over sodium sulfate. Removal of the solvent provided 2,4-dideutero-2,4-dimethyl-3-pentanone as an oil (+99% deuterium incorporation).  $^1\text{H}$  NMR (500 MHz,  $\text{CDCl}_3$ ):  $\delta$  1.02 (bs, 12H).  $^{13}\text{C}$   $\{^1\text{H}\}$  NMR (125 MHz,  $\text{CDCl}_3$ ):  $\delta$  38.3 (C-D, t,  $J=19.5$  Hz), 18.3 (carbonyl  $^{13}\text{C}$  resonance not visible). HRMS (ESI-TOF):  $m/z$   $[\text{M}+\text{Na}]^+$  calcd for  $\text{C}_7\text{H}_{12}\text{D}_2\text{ONa}$  139.1062, observed 139.1059. Following general procedure A, 2-bromopyridine (0.1 ml, 1 mmol),  $n\text{-BuLi}$  (0.44 ml, 1.1 mmol) and 2,4-dideutero-2,4-dimethyl-3-pentanone (140 mg, 1.2 mmol) provided 2,4-dideutero-2,4-dimethyl-3-(pyridin-2-yl)pentan-3-ol **41** (171 mg, 1.06 mmol, 88%) as an oil. The product was purified using silica gel chromatography (1:1, EtOAc:hexanes).  $R_f$  0.80 (1:1, EtOAc:hexanes).  $^1\text{H}$  NMR (500 MHz,  $\text{CDCl}_3$ ):  $\delta$  8.52 (d,  $J=4.9$  Hz 1H), 7.66 (td,  $J=5.8, 1.7$  Hz, 1H),  $\delta$  7.26 (d,  $J=8.0$  Hz, 1H), 7.20-7.17 (m, 1H), 5.55 (s, 1H), 0.79 (d,  $J=21.7$  Hz, 12H).  $^{13}\text{C}$   $\{^1\text{H}\}$  NMR (125 MHz,  $\text{CDCl}_3$ ):  $\delta$  161.6, 146.8, 135.9, 121.6, 120.6, 79.6, 33.8 (C-D, t,  $J=19.4$  Hz), 17.4, 16.6. HRMS (ESI-TOF):  $m/z$   $[\text{M}+\text{H}]^+$  calcd for  $\text{C}_{12}\text{H}_{18}\text{D}_2\text{NO}$  196.1665, observed 196.1664. Following general procedure C, 2,4-dideutero-2,4-dimethyl-3-(pyridin-2-yl)pentan-3-ol (98 mg, 0.5 mmol), benzene (0.45 ml, 5 mmol), and triflic

acid (0.45 ml, 5 mmol) produced 2-(4-deutero-2,4-dimethyl-2-phenylpentan-3-yl)pyridine **42** (116 mg, 0.46 mmol, 91%) as an oil. The product was purified using silica gel chromatography (1:9, EtOAc:hexanes).  $R_f$ =0.4 (1:9, EtOAc:hexanes).  $^1\text{H}$  NMR (300 MHz,  $\text{CDCl}_3$ )  $\delta$  8.61 (d  $J$ =3.9 Hz, 1H), 7.57 (td  $J$ =5.8, 1.9 Hz, 1H), 7.52-7.49 (m, 2H), 7.34-7.28 (m, 2H), 7.20-7.10 (m, 3H), 3.09 (s, 1H), 1.66 (s, 3H), 0.95 (s, 3H), 0.59 (d,  $J$ =12.9 Hz, 6H).  $^{13}\text{C}$   $\{^1\text{H}\}$  NMR (75 MHz,  $\text{CDCl}_3$ ):  $\delta$  163.7, 151.7, 148.6, 135.2, 127.8, 126.2, 125.3, 125.2, 121.0, 63.9, 41.2, 32.3, 29.4 (C-D, t,  $J$ =19.5 Hz), 23.2, 22.9, 22.3. HRMS (ESI-TOF):  $m/z$   $[\text{M}+\text{H}]^+$  calcd for  $\text{C}_{18}\text{H}_{23}\text{DNO}$  255.1966 observed 255.1974.

**2-(2-Phenyladamantan-2-yl)pyridine (46).** Following general procedure A, 2-bromopyridine (0.5 ml, 5 mmol),  $n\text{-BuLi}$  (2.2 ml, 5.5 mmol) and 2-adamantanone (900 mg, 6 mmol) provided 2-(pyridin-2-yl)adamantan-2-ol **45** (625 mg, 55%) as a white solid. The product was purified using silica gel chromatography (3:7, EtOAc:hexanes).  $R_f$  0.45 (3:7, EtOAc:hexanes). Spectroscopic data are consistent with those reported previously.<sup>19</sup>  $^1\text{H}$  NMR (500 MHz,  $\text{CDCl}_3$ ):  $\delta$  8.55 (d,  $J$ =2.4 Hz, 1H), 7.69 (t,  $J$ =1.0 Hz, 1H), 7.49 (dd,  $J$ =4.8, 0.4 Hz, 1H), 7.14-7.17 (m, 1H), 2.69 (bs, 1H), 2.44 (d,  $J$ =5.1 Hz, 3H), 1.92 (s, 1H), 1.80-1.65 (m, 9H).  $^{13}\text{C}$   $\{^1\text{H}\}$  NMR (125 MHz,  $\text{CDCl}_3$ ):  $\delta$  164.1, 149.2, 136.6, 122.0, 120.1, 37.7, 35.1, 34.8, 32.0, 27.3, 27.0. Similar to general procedure C, 2-(pyridin-2-yl)adamantan-2-ol (114 mg, 0.5 mmol), benzene (0.45 ml, 5 mmol), and triflic acid (0.45 ml, 5 mmol) reacted at 0 °C using a ice bath for 1 hour, which provided 2-(2-phenyladamantan-2-yl)pyridine **46** (143 mg, 0.49 mmol, 99%) as a white solid. The product was purified using silica gel chromatography (1:9, EtOAc:hexanes). MP 154-156 °C.  $^1\text{H}$  NMR (300 MHz,  $\text{CDCl}_3$ ):  $\delta$  8.56-8.53 (m, 1H), 7.58-7.48 (m, 3H), 7.40-7.37 (m, 1H), 7.28 (t,  $J$ = 7.4 Hz, 1H), 7.11-7.06 (m, 1H), 6.92 (dd, 4.8, 1.0 Hz, 1H), 3.48 (s, 2H), 2.10-1.96 (m, 4H), 1.86-1.76 (m, 8H).  $^{13}\text{C}$   $\{^1\text{H}\}$  NMR (75 MHz,  $\text{CDCl}_3$ ):  $\delta$  166.8, 148.9, 146.8, 136.2, 128.4, 126.5, 125.2, 120.8, 119.9,

53.4, 38.0, 33.8, 33.3, 32.0, 27.7, 27.6. HRMS (ESI-TOF):  $m/z$   $[M+H]^+$  calcd for  $C_{21}H_{24}N$  290.1915, found 290.1903.

**2-(2-(p-Tolyl)adamantan-2-yl)pyridine (47)** formed as a mixture of isomers (**1:13, o:p**). Similar to general procedure C, 2-(pyridin-2-yl)adamantan-2-ol (**45**, 114 mg, 0.5 mmol), toluene (0.53 ml, 5 mmol), and triflic acid (0.45 ml, 5 mmol) reacted at 0 °C using a ice bath for 1 hour, which provided 2-(2-(p-tolyl)adamantan-2-yl)pyridine **47** (150 mg, 0.49 mmol, 99%) as a white solid. The product was purified using silica gel chromatography (1:9 EtOAc:hexanes).  $R_f$ =0.69 (1:9 EtOAc:hexanes). MP 172-174 °C.  $^1H$  NMR (300 MHz,  $CDCl_3$ ):  $\delta$  8.63 (d,  $J$ =4.8 Hz, 1H), 8.04 (7.7 Hz, 1H), 7.83 (d,  $J$ =8.2 Hz, 1H), 7.77 (d,  $J$ = 8.2 Hz, 2H), 7.28 (t,  $J$ =4.4 Hz, 1H), 7.11 (d,  $J$ =8.1 Hz, 2H), 3.48 (bs, 2H), 2.21 (s, 3H), 2.04-1.73 (m, 12H).  $^{13}C$   $\{^1H\}$  NMR (125 MHz,  $CDCl_3$ ):  $\delta$  167.1, 148.9, 143.8, 136.2, 134.5, 129.2, 126.4, 120.7, 119.9, 53.1, 38.1, 33.8, 33.4, 32.0, 27.7, 27.6, 20.9. HRMS (ESI-TOF):  $m/z$   $[M+H]^+$  calcd for  $C_{22}H_{26}N$  304.2060, found 304.2071.

**2-(2-(4-Chlorophenyl)adamantan-2-yl)pyridine (48)**. Following general procedure C, 2-(pyridin-2-yl)adamantan-2-ol (**45**, 114 mg, 0.5 mmol), chlorobenzene (0.5 ml, 5 mmol), and triflic acid (0.45 ml, 5 mmol) provided 2-(2-(4-chlorophenyl)adamantan-2-yl)pyridine **48** (136 mg, 0.42 mmol, 84%) as a white solid. MP 132-133 °C. The product was purified using silica gel chromatography (1:9, EtOAc:hexanes).  $R_f$ =0.51 (1:9, EtOAc:hexanes).  $^1H$  NMR (300 MHz,  $CDCl_3$ ):  $\delta$  8.54-8.51 (m, 1H), 7.54 (td,  $J$ =5.6, 1.9 Hz, 1H), 7.47-7.43 (m, 2H), 7.35-7.33 (d,  $J$ =8.1 Hz, 1H), 7.23-7.20 (m, 2H), 6.96 (dd,  $J$ =4.8, 1.0 Hz), 3.39 (bs, 2H), 1.97 (t,  $J$ =13.0 Hz, 4H), 1.83-1.74 (m, 8H).  $^{13}C$   $\{^1H\}$  NMR (75 MHz,  $CDCl_3$ ):  $\delta$  166.3, 149.1, 145.4, 136.3, 130.8, 128.5, 128.0, 120.7, 120.1, 53.1, 37.9, 33.7, 33.1, 31.9, 27.6, 27.4. HRMS (ESI-TOF):  $m/z$   $[M+H]^+$  calcd for  $C_{21}H_{23}ClN$  324.1514, found 324.1519.



**2-(2-(4-Bromophenyl)adamantan-2-yl)pyridine (49).** Following general procedure C, 2-(pyridin-2-yl)adamantan-2-ol (114 mg, 0.5 mmol), bromobenzene (0.52 ml, 5 mmol), and triflic acid (0.45 ml, 5 mmol) provided 2-(2-(4-bromophenyl)adamantan-2-yl)pyridine **49** (156 mg, 0.43 mmol, 85%) as a white solid (MP 135-136°C). The product was purified using silica gel chromatography(1:9, ethyl acetate:hexanes).  $R_f=0.84$  (1:9, ethyl acetate:hexanes).  $^1\text{H}$  NMR (300 MHz,  $\text{CDCl}_3$  with TMS):  $\delta$  8.53 (4.8, 1.0 Hz, 1H), 7.51 (td, 8.0, 1.9 Hz, 1H), 7.43-7.32 (m, 5H), 6.96-6.92 (m, 1H), 3.40 (bs, 2H), 2.00 (t,  $J=13.1$  Hz, 4H), 1.83-1.74 (8H).  $^{13}\text{C}$   $\{^1\text{H}\}$  NMR (75 MHz,  $\text{CDCl}_3$ ):  $\delta$  166.2, 149.1, 145.9, 136.3, 131.4, 128.5, 120.7, 120.2, 119.0, 53.2, 37.9, 33.7, 33.2, 31.9, 27.6, 27.4. HRMS (ESI-TOF):  $m/z$   $[\text{M}+\text{H}]^+$  calcd for  $\text{C}_{21}\text{H}_{24}\text{BrN}$  368.1008, found 368.1016.

**2-(1-Phenyladamantan-2-yl)pyridine (50).** Similar to general procedure C, 2-(pyridin-2-yl)adamantan-2-ol (114 mg, 0.5 mmol), benzene (0.45 ml, 5 mmol), and triflic acid (0.45 ml, 5 mmol) reacted at 50 °C using a sand bath for 15 hours, provided 2-(1-phenyladamantan-2-yl)pyridine **50** (126 mg, 0.44 mmol, 87%) as a white solid. MP 121-123°C. The product was purified using silica gel chromatography (1:9, ethyl acetate:hexanes).  $R_f=0.56$  (1:9, ethyl acetate:hexanes).  $^1\text{H}$  NMR (300 MHz,  $\text{CDCl}_3$ ):  $\delta$  8.51 (d,  $J=4.8$  Hz, 1H), 7.46 (td  $J= 5.9, 1.9$  Hz, 1H), 7.20- 7.16 (m, 3H), 7.11-7.06 (m, 2H), 7.03-6.93 (m, 2H), 3.78 (s, 1H), 2.86 (d,  $J= 12.9$  Hz, 1H), 2.36-2.17 (m, 6H), 2.07-2.01 (m,1H), 1.90-1.77 (m, 4H), 1.61-1.56 (m, 1H).  $^{13}\text{C}$   $\{^1\text{H}\}$  NMR (75 MHz,  $\text{CDCl}_3$ ):  $\delta$  167.6, 148.7, 144.4, 135.9, 129.3, 127.5, 124.9, 120.5, 119.8, 53.2,48.1, 42.2, 39.6, 37.5, 36.5, 35.4, 30.7, 29.3, 28.3. HRMS (ESI-TOF):  $m/z$   $[\text{M}+\text{H}]^+$  calcd for  $\text{C}_{21}\text{H}_{24}\text{N}$  290.1903, observed 290.1913.

## ASSOCIATED CONTENT

## Supporting Information

The Supporting Information is available free of charge at <https://pubs.acs.org/...>

Literature references for known compounds, NMR spectra of new compounds (PDF)

## AUTHOR INFORMATION

### Corresponding Author

**Douglas A. Klumpp** – Department of Chemistry and Biochemistry, Northern Illinois University, DeKalb, Illinois, 60115, United States; ORCID iD: <https://orcid.org/0000-0001-5271-699X>

Phone: +18157531959; Email: dklumpp@niu.edu

Jacob C. Hood – Department of Chemistry and Biochemistry, Northern Illinois University, DeKalb, Illinois, 60115, United States

Maksim V. Anokhin - Department of Chemistry and Biochemistry, Northern Illinois University, DeKalb, Illinois, 60115, United States

### Author Contributions

Preliminary studies were done by M.V.A. The experimental work was done largely by J.C.H. The project was conceived by D.A.K.. The low temperature NMR studies were done by D.A.K. and J.C.H. The manuscript was written by D.A.K. and J.C.H.

### Funding

The work was funded by the National Science Foundation (award no. 1955584).

### Notes

The authors declare no competing financial interests.

## ACKNOWLEDGEMENTS

The support of the NSF (award no. 1955584) is gratefully acknowledged. We also acknowledge the generous support from the NSF MRI program (award no. CHE-1726931) for the purchase of a high-resolution mass spectrometer and (award no. CHE-2117776) an NMR spectrometer used in this work.

## References

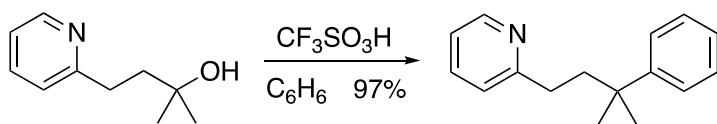
- (1) (a) Bhutani, P.; Joshi, G.; Raja, N.; Bachhav, N.; Rajanna, P. K.; Bhutani, H.; Paul, A. T.; Kumar, R. U.S. FDA Approved Drugs from 2015-June 2020: A Perspective. *J. Med. Chem.* **2021**, *64*, 2339-2381. (b) Das, P.; Delost, M.; Qureshi, M.; Smith, D. T.; Njardarson J. T. A Survey of the Structures of US FDA Approved Combination Drugs. *J. Med. Chem.* **2019**, *62*, 4265. (c) Delost, M. D.; Smith, D. T.; Anderson, B. J.; Njardarson, J. T. From Oxiranes to Oligomers: Architectures of US FDA Approved Pharmaceuticals Containing Oxygen Heterocycles. *J. Med. Chem.* **2018**, *61*, 10996. (d) Heravi, M. M.; Zadsirjan, V. Prescribed drugs containing nitrogen heterocycles: an overview. *RSC Adv.* **2020**, *10*, 44247-44311. (e) Vitaku, E.; Smith, D. T.; Njardarson, J. T. Analysis of the Structural Diversity, Substitution Patterns and Frequency of Nitrogen Heterocycles among US FDA Approved Pharmaceuticals. *J. Med. Chem.* **2014**, *57*, 10257. (f) *Heterocyclic Chemistry in Drug Discovery*, Li, J. J., Ed.; Wiley & Sons: Hoboken, NJ, 2013.
- (2) (a) Heterocycles in Materials Chemistry. Mloston, G., Ed. *Chem. Heterocycl. Comp.* **2017**, *53*, 1-100. (b) Heravi, M. M.; Alishiri, T. Application of Nanomaterials in Heterocyclic Chemistry. *Heterocycles* **2012**, *85*, 545-586.
- (3) (a) Lamberth, C. Heterocyclic Chemistry in Crop Protection. *Pest Manag. Sci.* **2013**, *69*, 1106-1114. (b) Guan, A.-Y.; Liu, C.-L.; Sun, X.-F.; Xie, Y.; Wang, M.-A. Discovery of Pyridine-based

- Agrochemicals by using Intermediate Derivatization Methods. *Bioorg. Med. Chem.* **2016**, *24*, 342-353. (c) Lamberth, C. Imidazole Chemistry in Crop Protection. *Heterocycles* **2021**, *102*, 1449-1477.
- (c) Cao, X.; Yang, H.; Liu, C.; Zhang, R.; Maienfisch, P.; Xu, X. Bioisosterism and Scaffold Hopping in Nematicide Research. *J. Ag. Food Chem.* **2022**, *70*, 11042-11055.
- (4) Murphree, S. S. Heterocyclic Dyes: Preparation, Properties, and Applications. **2011**, *22*, 21-58.
- (5) (a) Klumpp, D. A.; Aguirre, S. L.; Sanchez, Jr., G. V.; de Leon, S. Reactions of Amino Alcohols in Superacid: The Direct Observation of Dicationic Intermediates and Their Application in Synthesis. *J. Org. Lett.* **2001**, *3*, 2781-2784. (b) Zhang, Y.; McElrea, A.; Sanchez Jr., G. V.; Klumpp, D. A.; Do, D.; Gomez, A.; Aguirre, S. L.; Rendy, R. Dicationic Electrophiles from Olefinic Amines in Superacid. *J. Org. Chem.* **2003**, *68*, 5119-5124. (c) Li, A.; Kindelin, P. J.; Klumpp, D. A. Charge Migration in Dicationic Electrophiles and Its Application to the Synthesis of Aza-polycyclic Aromatic Compounds. *Org. Lett.* **2006**, *8*, 1233-1236. (d) Vuong, H.; Amadou, H.; Klumpp, D. A. Superelectrophilic Nazarov Cyclizations with *N*-Heterocycles. *Tetrahedron* **2020**, *76*, 131644. (e) Dash, B. P.; Nilsson Lill, S. O.; Klumpp, D. A. Diels-Alder reactions with ethylene and superelectrophiles. Vuong, H.; *Org. Lett.* **2018**, *20*, 1849-1852. (f) Boblak, K. N.; Klumpp, D. A. Cyclodehydrations Leading to Indene Products having *N*-Heterocyclic Substituents. *J. Org. Chem.* **2014**, *79*, 5852-5857. (g) Lian, Y.; Burford, K.; Londregan, A. T. Expedient synthesis of gem-dialkylbenzyl heterocycles through olefin hydroarylation. *Tetrahedron* **2015**, *71*, 9509-9514. (h) Naredla, R. R.; Zheng, C.; Nilsson Lill, S. O.; Klumpp, D. A. Charge Delocalization and Enhanced Acidity in Tricationic Superelectrophiles. *J. Am. Chem. Soc.* **2011**, *133*, 13169-13175.
- (6) 4-Phenyl-4-[1H-imidazol-2-yl]-piperidine derivatives as non-peptidic selective  $\mu$ -opioid agonists with potential anxiolytic/antidepressant properties. Part 2. Trabanco, A. A.; Aerts, N.; Alvarez, R. M.; Andres, J. I.; Boeckx, I.; Fernandez, J.; Gomez, A.; Janssens, F. E.; Leenaerts, J. E.; De Lucas, A. I.; Matesanz, E.; Steckler, T.; Pullan, S. *Bioorg. Med. Chem. Lett.* **2007**, *17*, 3860-3863.

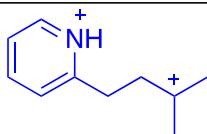
- (7) Reactions of 2-carbonyl- and 2-hydroxy(ormethoxy)alkyl-substituted benzimidazole with arenes in the superacid  $\text{CF}_3\text{SO}_3\text{H}$ . NMR and DFT studies of dicationic electrophilic species. Ryabukhin, D. S.; Turdakov, A. N.; Soldatova, N. S.; Kompanets, M. O.; Yu. Ivanov, A.; Boyarskaya, I. A.; Vasilyev, A. V. *Beil. J. Org. Chem.* **2019**, *15*, 1962-1973.
- (8) Triflic acid may be quantitatively recycled, see: Booth, B. L.; El-Fekky, T. A. A comparison of the effectiveness of sulfuric acid and trifluoromethanesulfonic acid in Koch carboxylation reactions. *J. Chem. Soc. Perkin I* **1979**, 2441-2443.
- (9) Hyun, S. Y.; Yoon, Y. H.; Kim, D. H.; Oh, H. J. Diazafluorene Compounds as Organic Electroluminescent Device Materials. Korean Patent **2015**, KR2015017523; CAN: 162:382630.
- (10) Lian, Y.; Burford, K.; Londregan, A. T. Expedient synthesis of gem-dialkylbenzyl heterocycles through olefinic hydroarylation. *Tetrahedron* **2015**, *71*, 9509.
- (11) Komor, A. C.; Barton, J. K. An Unusual Ligand Coordination Gives Rise to a New Family of Rhodium Metalloinsertors with Improved Selectivity and Potency. *J. Am. Chem. Soc.* **2014**, *136*, 14160– 14172.
- (12) Koning, B.; Buter, J.; Hulst, R.; Stroetinga, R.; Kellogg, R. M. Improved Synthesis of C2-Symmetrical Pyridinediols and Synthesis of C2-Symmetrical Pyridinediols. *Eur. J. Org. Chem.* **2000**, *15*, 2735–2743.
- (13) Sackville, E. V.; Kociok-Köhn, G.; Hintermair, U. Ligand Tuning in Pyridine-Alkoxide Ligated  $\text{Cp}^*\text{IrIII}$  Oxidation Catalysts. *Organometallics* **2017**, *36*, 3578– 3588.
- (14) Gao F.; Byeong-Seon K.; Walsh P. J. Chemoselective Palladium-Catalyzed Deprotonative Arylation/[1,2]-Wittig Rearrangement of Pyridylmethyl Ethers. *Chem. Sci.* **2016**, *7*, 976-983.
- (15) Dreier, T.; Fröhlich, R.; Erker, G. Preparation and structural features of 1-(2-pyridyl)- and 1-(2-furyl)indenyl-zirconium complexes. *J. Organomet. Chem.* **2001**, *621*, 197.

- (16) Shibata, T. and Takayasu, S. Synthesis of Multicyclic Heterocycles Initiated by C–H Bond Activation Along with “Rollover” Using a Rh(III) Catalyst. *Heteroatom Chem.*, **2014**, 25, 379-388.
- (17) Yu, Y.; Bian, L.-Y.; Chen, J.-G.; Ma, Q.-H.; Li, Y.-X.; Ling, H.-F.; Feng, Q.-Y.; Xie, L.-H.; Yi, M.-D.; Huang, W. 4, 5-Diazafluorene-Based Donor–Acceptor Small Molecules as Charge Trapping Elements for Tunable Nonvolatile Organic Transistor Memory. *Adv. Sci.* **2018**, 5, 1800747
- (18) Bai, L.; Yang, X.; Ang, C. Y.; Nguyen, K. T.; Ding, T.; Bose, P.; Gao, Q.; Mandal, A. K.; Sun, X. W.; Demir, H. V.; Zhao, Y. A quinoxaline based N-heteroacene interfacial layer for efficient hole-injection in quantum dot light-emitting diodes. *Nanoscale* **2015**, 7, 11531– 11535.
- (19) Benischke A. D., Anthore-Dalion L., Kohl F., Knochel P. Synthesis of Polyfunctionalized Triaryllanthanum Reagents by using Ph<sub>3</sub>La and Related Species as Exchange Reagents *Chem. Eur. J.* **2018**, 24, 11103.

## Graphical Abstract



reactive, dicationic  
intermediate



- wide substrate scope
- 10-99% yields, 33 examples
- predictable rearrangements