

Using a Balanced Scorecard to Identify Opportunities to Improve Code Review Effectiveness: An Industrial Experience Report

Masum Hasan · Anindya Iqbal · Mohammad
Rafid Ul Islam · A.J.M. Imtiajur Rahman ·
Amiangshu Bosu

Received: January 16, 2021 / August 12, 2021

Abstract Peer code review is a widely adopted software engineering practice to ensure code quality and ensure software reliability in both the commercial and open-source software projects. Due to the large effort overhead associated with practicing code reviews, project managers often wonder, if their code reviews are effective and if there are improvement opportunities in that respect. Since project managers at Samsung Research Bangladesh (SRBD) were also intrigued by these questions, this research developed, deployed, and evaluated a production-ready solution using the *Balanced SCorecard (BSC) strategy* that SRBD managers can use in their day-to-day management to monitor individual developer's, a particular project's or the entire organization's code review effectiveness. Following the four-step framework of the BSC strategy, we— 1) defined the operation goals of this research, 2) defined a set of metrics to measure the effectiveness of code reviews, 3) developed an automated mechanism to measure those metrics, and 4) developed and evaluated a monitoring application to inform the key stakeholders.

Our automated model to identify useful code reviews achieves 7.88% and 14.39% improvement in terms of accuracy and minority class F_1 score, respectively, over the models proposed in prior studies. It also outperforms human evaluators from SRBD, which the model replaces, by a margin of 25.32% and 23.84%, respectively, in terms of accuracy and minority class F_1 score. In our post-deployment survey, SRBD developers and managers indicated that they found our solution as useful, and it provided them with important insights to help their decision makings.

M. Hasan, M. Islam, and A. Iqbal
Department of Computer Science and Engineering,
Bangladesh University of Engineering and Technology, Dhaka Bangladesh
E-mail: masum@ra.cse.buet.ac.bd, rafid@openrefactory.com, anindya@cse.buet.ac.bd

A.J.M. Rahman
Samsung R&D Institute Bangladesh, Dhaka, Bangladesh
E-mail: m.imtiaz@samsung.com

Amiangshu Bosu
Department of Computer Science,
Wayne State University, Detroit, Michigan, USA
E-mail: amiangshu.bosu@wayne.edu

Keywords code review · software development · usefulness · productivity · tool development

1 Introduction

Peer Code Review is a software development practice that enables developers to systematically inspect peers' code changes to identify potential defects as well as quality improvement opportunities [6]. Software development projects, both Open Source Software (OSS) and commercial, are spending a significant amount of resources in code reviews, as developers spend 10-15% of their time preparing code for reviews or reviewing others code [12]. Besides finding defects, known benefits of code reviews include: improving project maintainability [12], maintaining code integrity [21], improving the relationships between the participants [12], and spreading knowledge, expertise, and development techniques among the review participants [6, 54]. Despite its widespread usage and numerous benefits, a study at Microsoft found that nearly one-third of the code reviews were considered as 'not useful' by the code authors [13]. Due to the large effort overhead associated with practicing code reviews, project managers often wonder, *if their code reviews are effective and if there are improvement opportunities in that respect* [13, 22].

These very questions also intrigued the managers at Samsung Research and Development Institute Bangladesh (also known as Samsung Research Bangladesh or SRBD). To motivate useful code reviews, SRBD introduced a bimonthly *Best Reviewer Award*. To identify the best reviewer(s), multiple members from the Code Quality Assessment (CQA) team spent a significant amount of time manually evaluating the usefulness of all review comments authored during the last two months. However, this process was not only time consuming but also was inconsistent due to the lack of a formal evaluation guideline. Therefore, SRBD managers preferred: 1) an automated and reliable process to identify the best reviewer(s) as well as useful code reviews, 2) an automated framework to measure the code review effectiveness of a developer, a project, or the entire organization, 3) a mechanism to identify opportunities to improve code review effectiveness. To fulfill these three objectives, we proposed and evaluated a solution based on the *Balanced Scorecard (BSC) strategy*, which was conceived by Kaplan and Norton [38] and has been adopted by more than half of the large firms in the US [44]. Prior studies have also reported successful deployments of BSC based solutions among software development organisations [32, 42, 51].

This experience report details the development, and evaluation of our solution named Code Review Analytics (CRA), an internal web application, that SRBD managers use regularly to monitor code review effectiveness and to identify potential improvement opportunities. Although the ultimate objective of CRA is continuous improvement of code review effectiveness, it does not address that directly. CRA aims to provide an automated mechanism to access measures and reports to identify improvement opportunities to help adoption of new initiatives. Whether a new initiative can address a problem area and improve code review effectiveness, depends on multiple factors including, the characteristics of the problem identified and the effectiveness of proposed initiatives.

Our post-deployment evaluation suggests that in addition to fulfilling the three primary objectives of this research, the CRA tool is helping SRBD developers : *to*

improve as reviewers, in measuring the progress of the organization in terms of achieving more effective reviews, and in improving the organization culture on code reviews. While CRA has helped SRBD managers in identifying multiple improvement opportunities and motivated multiple initiatives, we are unable to report those due to our non-disclosure agreement (NDA) with SRBD.

Contributions: The primary contributions of this research include:

- An empirical study to identify SRBD developers’ perceptions of useful code reviews.
- A set of metrics to measure a reviewer’s code review performance.
- An automated model to identify the usefulness of a code review comment.
- A replication of a prior software engineering study [13] in a different context.
- A successful deployment of the BSC framework in a software development organization for the purpose of improving code review effectiveness.
- Code review analytics, a dashboard to monitor the effectiveness of code reviews at SRBD.
- We have made the Jupyter notebook to train and evaluate our automated model to identify useful code reviews publicly available on Github¹ at: <https://github.com/WSU-SEAL/CRA-usefulness-model>

Organization: The Remainder of this paper is organized as follows. Section 2 provides a brief background on peer code review, and an overview of related prior works. Section 3 provides an overview of our four step research methodology. Section 4 defines the goal of this study based on the BSC framework. Section 5 identifies a set of metrics to measure the progress to achieve our defined goals. Section 6 describes the development of tools to measure the identified metrics. Section 7 describes the development and evaluation of a BSC dashboard to enable progress monitoring. Section 8 discusses the implications of this study. Section 9 addresses the threats to validity for this research. Finally, Section 10 concludes this paper.

2 Background

This section provides a brief overview of contemporary tool-based peer code reviews, code review process at SRBD, code review usefulness, and related prior works.

2.1 Tool-based Peer Code Review

Code review is a software development practice to identify defects as well as provide improved suggestions to code written by peers in a team-based software development project. Modern code reviews are more lightweight and informal than traditional Fagan-inspections [25] and are widely adopted among both commercial and open source software projects [6, 13, 40, 56]. There are many popular lightweight applications that facilitate tool-based code reviews, such as, Gerrit, Fabricator,

¹ We are unable to make the dataset publicly available due to the restrictions imposed by our NDA with SRBD.

GitHub pull requests, Git Lab pull requests, CodeFlow, ReviewBoard and Crucible. However, the primary workflow of code reviews across all platforms is very similar. When a code author submits a new patch, a reviewer is assigned either manually or using an automated recommendation system. All code review tools provide some interfaces to view source, and compare multiple patches of a file side by side before submitting a comment. After evaluation, a reviewer may provide suggestions in the form of review comments. The code author submits subsequent patches addressing the issues raised in those comments. The code is merged into the main repository when all major issues are resolved and reviewer(s) approve the change.

2.2 Code Review Usefulness

Useful code reviews are the ones that help the code authors either explicitly by identifying defects or shortcomings in a code, or implicitly by disseminating knowledge or provoking a discussion. The usefulness of code reviews in a project can be an indicator of the effectiveness of the code review process in that project [13]. A useful code review helps the code under discussion, or helps the team in the long term. ‘Not useful’ code reviews, on the contrary, fails to achieve any of these goals. Although in some occasions the usefulness of a code review can be subjective, for example a review that is useful to a beginner programmer may not be useful to a senior programmer, previous studies suggest that most ‘useful’ and ‘not useful’ reviews follow some patterns which can be identified automatically [12, 13, 40, 53].

2.3 Related Work

In recent years, there has been an influx of studies investigating various aspects of tool-based modern code reviews. In the following, we briefly discuss some of those studies that aimed at improving the effectiveness of the code review process.

In one of the earlier studies on code review, Rigby and German [55] proposed a set of code-review metrics (i.e. acceptance rate, reviewer characteristics, top reviewer vs. top committer, review frequency, number of reviewers per patch, and patch size) to characterize code review practices.

In an empirical study, Kononenko et al. [41] quantitatively investigated the relationships between the reviewers’ code inspections and a set of personal and social factors that might affect the review quality. They found that the quality of the code review process is associated with personal metrics, such as, reviewer workload and experience, and participation metrics, such as, number of developers involved in the project. Same group of authors later conducted an empirical study at Mozilla and analyzed developer’s perception of good reviews. They found that a code review is perceived useful based on thoroughness of the feedback, the reviewer’s familiarity with the code, and the perceived quality of the code itself [40]. In a study involving OSS and Microsoft developers, Bosu et al. [12] characterized the human factors in code review (i.e. author’s reputation, relationship between an author and a reviewer, etc.) to guide project managers’ decisions about the usefulness of code review and help improve code review effectiveness.

Some other studies have focused on characterizing the reviewers in terms of the quality of their code reviews. Hatton [29] found that defect identification capabilities vary significantly between reviewers and the best reviewer is up to 10 times more effective at finding defects than the worst reviewer. He also found that a two person team identified 76% of the defects on average, where individuals on average identified 53% defects. Bosu et al. [13] showed that reviewer's prior experience in changing or reviewing the artifact and the reviewer's project experience increases the likelihood that s/he will provide useful feedback. Ebert et al. [23] found that missing rationale, discussion of non-functional requirements of the solution, and lack of familiarity with existing code are some reasons for decrease in review quality. Other factors that impact code review quality include co-working frequency of a reviewer with the patch author [61], description length of a patch [62], and the level of agreement among the reviewers [30]. Chouchen et al. [19] cataloged common poor code review practices and explore and characterize their symptoms, causes, and impacts. Thongtanunam et al. [63], Rahman et al. [52], Fracz et al. [28] and Barnett et al. [7], Chouchen et al. [20] worked on automatic reviewer recommendation based on code review so that the code review practice is more effective.

While many previous studies have analyzed characteristics of code reviews and reviewers, automatic classification of code review effectiveness has received relatively less attention from researchers. The first study related to code review usefulness classification was performed by Bosu et al. [13] in a study involving Microsoft developers. They found that 34.5% code reviews at Microsoft were perceived as not useful by the code authors. The authors also identified a number of quantitative features (i.e. change trigger, number of participants in a comment thread, reply from the author, number of patches etc.) that contributes to code review quality. Rahman et al. [53] created an automatic tool for code review classification using textual features, (i.e. reading ease, stop word ratio, question ratio, code element ratio, conceptual similarity between code and comment, etc.) and developer experience (i.e. code authorship, code reviewership etc.).

While most of these studies discuss the qualitative and quantitative analysis of modern code review practices at OSS and commercial projects, to the best of our knowledge, ours is the first study on industrial application of an automatic code review usefulness analysis tool, challenges regarding building such a tool, its effectiveness and impact.

3 Research Method

Since our research framework follows the Balanced Scorecard (BSC) strategy, this section provides a brief overview of the BSC steps. BSC suggests achieving objectives based on the following four steps [38]:

1. Define operational goals to fulfill a vision.
2. Define metrics to measure progress.
3. Take initiatives and measure progress towards achieving defined goals.
4. Inform key individuals automatically about scorecard status, and determine why problems occur to revise strategies.

Based on the four suggested steps of the BSC framework, we developed a four-step research method to achieve this study’s objectives. The research tasks carried out during the four steps of this study are:

- **Step 1:** *Defining operational goals.* We defined the goal of this research as: “Automated monitoring of code review effectiveness in SRBD to help identify improvement opportunities in that respect.”
- **Step 2:** *Defining metrics to measure code review effectiveness.* In this step, we defined a set of metrics to measure the effectiveness of code reviews in SRBD during a period.
- **Step 3:** *Building a framework to measure the code review effectiveness metrics.* We developed a Machine Learning model to automatically evaluate the usefulness of each code review comment. Leveraging this model, we automatically compute the set metrics defined in *Step 2* to evaluate the performance of reviewers and projects for any particular time period.
- **Step 4:** *Build a monitoring mechanism to inform the stakeholders.* We created Code Review Analytics (CRA), an internal web app, that SRBD managers are able to use regularly to monitor the performance of individual developers or a particular project. CRA is being used by SRBD managers to identify best reviewers during a particular period as well as monitor the organization’s progress towards achieving defined goals. CRA also helps SRBD managers to identify improvement opportunities and adopt targeted initiatives to mitigate performance barriers.

Each of the following four sections focuses on one of the steps of this research in chronological order. We describe the study methods and findings separately for each.

4 Step 1: Defining Operational Goals

According to the step 1 of BSC framework, this step defines the operational goals of this research. At the initiation of this research, we held several meetings with SRBD managers to understand their code review process, their target objectives, and their current problem areas. Following subsections detail SRBD’s code review process and current problem areas.

4.1 Code Reviews at SRBD

Based on our interviews with SRBD managers and an introductory survey sent to the developers, we identified the following five aspects of code reviews at SRBD.

- **Process:** SRBD has integrated code reviews in its software development pipeline in 2012. As of 2021, Code review is mandatory at SRBD. Each and every change needs at least two approvals before its merging into the main codebase. One of those approvals must come from a senior level developer (i.e., someone with at least two years of experience in that specific domain). Confusions arising during code reviews are often resolved based on offline discussions between the reviewer and the author.

- **Tool:** While most of the projects used Gerrit, some of the projects use GitHub pull requests, GitLab pull requests, and Swarm.
- **Efforts:** SRBD developers spend on average six and half hours per week in code reviews by either reviewing other developers' code or responding to reviews for their own code.
- **Reviewer selection:** Usually, the author of a change invites the reviewers. Accepting a review request is voluntary. Junior members are encouraged to invite a senior member (e.g. the project lead), or a domain expert. While reviewers are more likely to be selected from the same team, cross-team reviewers are not uncommon.
- **Rewards:** Reviewing changes submitted by other developers is one of the criteria to evaluate an employee's performance at SRBD.

4.2 Problem Areas

To promote a better code review culture, SRBD managers had introduced a bi-monthly *Best Reviewer Award*. Every two months a review assessment period of one week is scheduled. During this period multiple members from the Code Quality Assessment (CQA) team spent significant amount of time to manually evaluate the usefulness of all review comments authored during the last two months. This process not only allowed the managers to identify the best reviewer(s) but also measure the overall effectiveness of code reviews in the company during that period. Based on our conversations with the SRBD managers, we identified the following four challenges with their manual process.

1. **Time-consuming and prone to inconsistencies** Since manual assessments of code reviews require significant efforts from multiple CQA team members, this process is time-consuming and inefficient. For a large organization such as SRBD, manual review assessment process is not scalable. Moreover, there was no prescribed guidelines for the CQA members on how to assess the usefulness of a review comment. Therefore, such manual assessments are prone to biases and inconsistencies.
2. **Ignoring code contexts lead to inaccuracies** According to Bosu *et al.*, [13], to evaluate the usefulness of a code review comment, an independent rater needs to comprehend the code context, read the discussions between the code author and the reviewer(s), and check whether the suggestions were incorporated by the author in a subsequent patchset. However, as the CQA members had to manually assess a large number of code reviews within a short period of time, they rarely investigated associated code contexts and relied primarily on the comment thread. As a result, those evaluations were also prone to inaccuracies.
3. **Delayed assessment of code review quality** SRBD managers usually scheduled a manual assessment period of code reviews once every two months. A project's status may change within these two months and the insights gained from these manual assessment may be already obsolete. Moreover, SRBD managers may need to wait more than two months to understand the impacts of their new initiatives. They wanted to access status update more frequently. Having CQA members working daily on the manual assessments could have

been a solution. However, that would be costly and therefore was not feasible. An automated framework, may solve this problem by providing faster access to status updates.

4. **Difficult to identify areas that need attention** The manual assessment reports of code reviews were created using spreadsheets and were primarily used to identify the quality of reviews and the best reviewers. However, it is very time-consuming to dig through these reports to identify areas of concerns. An in-depth analysis to understand the contemporary review culture in the company, such as effectiveness of cross-project reviews, optimal time to spend in reviews, and the best reviewers for a particular area, is very difficult to compile from those spreadsheets.

To encounter the four above mentioned challenges, the operational goals of this study is to develop an automated review quality assessment system that:

1. aims to eliminate the requirements of manual assessment efforts.
2. is consistent, highly accurate, and reliable in identifying effective code reviews.
3. can assess a large number of review comments within a short period and provide regular and timely status updates to SRBD managers.
4. enable a developer monitor his/her code review performance.
5. enable identifying areas where management intervention may be helpful and facilitate follow-up monitoring.
6. facilitates in-depth analysis to identify improvement opportunities.
7. motivates reviewers to write better code reviews by making them aware that their reviews are further analyzed and their effort would be acknowledged (Hawthorne Effect [45]).

5 Step 2: Defining metrics to measure code review effectiveness

Following step 2 of the BSC framework, this section defines a set of metrics to measure progress towards achieving our goals. To identify the best reviewer(s) for a period SRBD used two metrics. The first metric, which is called *Comment Count (NC)*, is the total number of review comments made by a developer during a period. The second metric, which is called *Comment Usefulness Density (CUD)*, was proposed by Bosu *et al* [13], and is measured using the proportion of review comments that are useful. Therefore,

$$CUD = \frac{UC}{NC} \quad (1)$$

Where UC = Number of useful comments, NC = Number of comment made by a developer, and $NC \neq 0$

To select the best reviewer, two reviewer rankings were generated, one based on the NC and the other based on the CUD. Using a developer's position in these two rankings, two scores were computed for him/her, which are:

- A reviewer's $NC_{score} = (N + 1 - \text{Position in the NC ranking})$; if a developer is among the top N in the NC ranking, else it would be 0.
- Similarly, a reviewer's $CUD_{score} = N + 1 - \text{Position in the CUD ranking}$; if a developer is among the the top N in the CUD ranking, else it would be 0.

Here, N is a hyperparameter that can be selected based on the size and priorities of an organization. $N = 30$ was being used at SRBD. Finally, a reviewer's aggregated review score was computed based on the following formula:

$$Review_{score} = NC_{score} + CUD_{score} \quad (2)$$

Reviewer(s) with the highest $Review_{score}$ would receive the best reviewer award(s) for a period. While this scoring system takes into account both the number of review comments as well as the usefulness of those comments, we noticed two primary deficiencies in this measure. First, more than one third of code changes in SRBD do not receive any comment during reviews as code changes were 'acceptable as it is' to the reviewer(s). The $Review_{score}$ measure fails to account for review efforts spent on such acceptable code changes. Second, since a developer's $Review_{score}$ is based on his/her positions in two rankings, even if a he/she achieves higher NC and CUD during a period than the last period, his/her $Review_{score}$ still may be lower, if his/her positions in the rankings degrade and vice versa. As a result, a lower /higher $Review_{score}$ does not necessarily indicate degradation/improvement of a developer's review effectiveness. For the same reason, it is not meaningful to run cross-period comparison using the $Review_{score}$ measure.

In this step, our goal was to define a set of metrics that: 1) would allow us to measure the code review impact of a developer both in terms of review quality and review quantity, 2) would facilitate cross-period, cross-project, and cross-organization comparisons, and 3) could be used to track degradation/improvement of review effectiveness. Based on these requirements, we defined an additional set of metrics. We measure the code review quantity using the number of code reviews a developer has participated in during a period (NR). To estimate code review quality, we define a new metric named, *Issue Density (ID)*, which aims to identify reviewers who actively participate in reviews by suggesting improvements or identifying issues. Therefore,

$$ID = \frac{UC}{NR} \quad (3)$$

Where UC = Number of useful comments, NR = Number of code reviews, and $NR \neq 0$

To build a ranking of the reviewers based on both review quantity and review quality, we propose two metrics. The first metric, which we call 'Review efficiency (RE)', aims to identify the most effective reviewers combining review quantity and quality measures according to the following equation.

$$\begin{aligned} RE &= \log_2(NR + 1) \times (CUD + ID) \\ &= \log_2(NR + 1) \times \left(\frac{UC}{NC} + \frac{UC}{NR} \right) \end{aligned} \quad (4)$$

We use binary logarithmic value of $NR+1$ to reduce the impact of the number of reviews a developer has participated on the RE measure. Equation 4 rewards a developer for authoring useful comments by increasing both the first and second terms but penalizes him/her for useless comments by decreasing the first term. A developer's participation in additional reviews without making any comments will have mixed effects by increasing the first term but decreasing the second term.

Developer	NR	NC	UC	CUD	ID	RE	RI
A	26	30	20	0.66	0.77	6.79	540
B	25	40	22	0.55	0.88	6.72	544
C	10	18	16	0.89	1.6	8.61	336
D	12	25	21	0.84	1.75	9.58	427
E	1	5	5	1.0	5.0	6.0	85
F	30	5	4	0.9	0.13	5.1	373

Table 1 Review profiles of six hypothetical developers to illustrate our metrics. The highest value for each metric is highlighted using a bold text.

We include $\log_2(NR + 1)$ multiplier to account for reviewers who conducted only one or two reviews but authored several useful comments in those reviews (e.g., Developer E in Table 1), as we want to recognize reviewers who authors useful comments consistently rather than someone who participate rarely.

The second metric, which we call ‘Review Impact (RI), aims to identify the most impactful reviewer(s) during a period. This measure, which is motivated based on StackOverflow’s reputation scoring system [2] [59], awards (+10) point for each review a developer participates, (+15) points for each useful comment, and (-2) points for each useless comment. Although the RI metric penalizes reviewers’ for useless comments, these penalties are 7.5 times lower than the rewards from a useful comment and therefore may not dissuade a reviewer from authoring his/her concerns.

$$\begin{aligned}
 RI &= NR * 10 + UC * 15 + (NC - UC) * (-2) \\
 &= 10 * NR + 17 * UC - 2 * NC
 \end{aligned} \tag{5}$$

Table 1 illustrates the metrics defined for this study based on review profiles of six hypothetical developers. In this example, Developer B is the most impactful reviewer with 25 review participation and 22 useful comments. Although, developer A participated in more code reviews, had both higher CUD and RE scores than B, his/her RI score is lower than B due to lower number of useful comments. Although developer F had the highest review participation, his/her RI score is lower than both A and B due to his/her lowest number of useful comments. Developer D is the most effective reviewer with 12 review participation and 21 useful comments. Although E had the highest ID and the highest CUD scores, his/her lack of participation in multiple reviews lowered his/her RE scores.

These illustrative examples as well as our discussions with SRBD managers suggest that this set of metrics adequately measures SRBD’s progress towards achieving more review participation from developers, promoting more useful code reviews, and encouraging developers to be more careful during reviews. Moreover, these metrics also satisfy our three requirements for the code review effectiveness metrics.

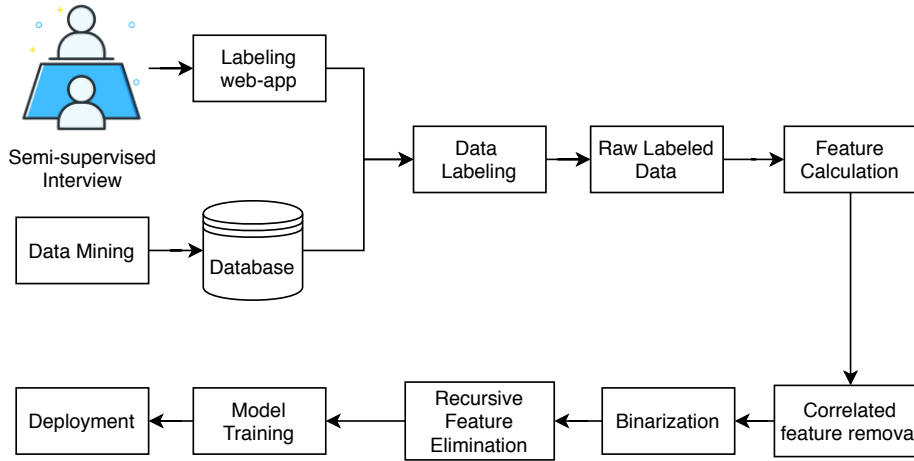


Fig. 1 Research method to build an automated model to identify the usefulness of a review comment

6 Step 3: Building a framework to measure the code review effectiveness metrics

Following step 3 of the BSC framework, this step develops a framework to measure the metrics defined in the Section 5. Those metrics require classification of each code review comment as either ‘useful’ or ‘not useful’. Since manual classifications are time-consuming, we developed an automated classifier to identify the usefulness of a review comment. Figure 1 shows an overview of the research methodology to build and evaluate our classifier. One of the researchers of this study had participated in a prior study, where he and his colleagues developed a classifier to identify useful code reviews at Microsoft [13]. We replicated their research methodology to build a classifier for SRBD. In the following subsections, we describe our replication protocol, research method, and evaluation of the classifier models

6.1 Replication Protocol

Replications are crucial in the software engineering domain to build knowledge through a family of experiments [8]. Shull *et al.* [58] classified SE replications into two categories: 1) *exact replications*, in which study procedures are closely followed; 2) *conceptual replications*, in which different research methodologies are used to study the same set of questions. Exact replications can be further divided into two subcategories: i) *dependent* and ii) *independent*. In a *dependent replication*, all the variables and conditions are kept as close to the original studies as possible. However, some of the aspects of the original study can be modified in an *independent replication* to fit a new context.

² On StackOverflow, each accepted answer gets 15 points, upvote gets 10 points, and downvote gets -2 points

Since the code review tool used by SRBD is different from the one used by Microsoft as reported in Bosu *et al.*'s study (referred as Microsoft study hereinafter), some of the variables can't be computed in this study. Therefore, We decided to conduct an exact independent replication [58]. The Microsoft study was conducted using the following three stages.

- *Stage 1: What makes a comment useful?* In the first stage, they conducted semi-structured interviews of seven Microsoft developers. During those interviews each developer answered questions regarding his/her perceptions of useful code reviews and labeled 20-25 code review feedback given by others to his/her code.
- *Stage 2: Automated classification of comment usefulness.* In the second stage, the authors of the Microsoft study manually classified 844 code review comments based on the insights gained from the first stage. Using a combined dataset of 989 code review comments (i.e., 145 classified by developers and 844 classified by the researchers), they developed a supervised learning based classifier using the Decision tree algorithm to predict the usefulness of a code review comment. Their classifier model, which was evaluated using 10-Fold cross validations repeated 100 times, achieved a mean precision of 89.1%, mean recall of 85.1%, and mean accuracy of 83.4%.
- *Stage 3: Empirical study of factors influencing comment usefulness.* Using the classifier developed in stage 2, Bosu *et al.* classified approximately 1.5 million code review comments from five Microsoft projects. Using this large scale dataset, they conducted an empirical study to understand the influences of various human and contextual factors on the usefulness of code reviews.

Rahman *et al.* also conducted a conceptual replication of the Microsoft study in a different commercial organization [53], where they used both textual features and developer experiences to predict useful comments. While the Microsoft study focused on predicting usefulness of a comment post-completion of a review, Rahman *et al.* focused on identifying potentially useful comments as soon as one is made using only pre-completion attributes of a review. Since our goal in this step is to develop an automated classifier to identify useful code review comments, post-completion, a replication of the first two stages of the Microsoft study is appropriate for our purpose. Following subsections detail our replication of the first two stages of the Microsoft study.

6.2 Stage 1: Understanding what makes a comment useful to SRBD developers

Following subsections detail our data collection methodology, interview protocol, and insights obtained from the interviews.

6.2.1 Data collection

We developed a Java application to mine the code reviews managed by a Gerrit [1], the code review management system of SRBD. Our miner takes a start date, an end date, and a login credential of a user as inputs. Connecting to the REST API of SRBD's Gerrit installation, our Gerritminer mines all the code reviews within the given date range that the login credential holder has access to. For this study, we were given access to seven projects that are currently under active development

Projects	Changes	Inline Comments	Comment Labeled	Usefulness %
A	1666	2930	650	81.01
B	174	2010	639	81.71
C	48	1871	607	73.20
D	4937	1759	30	93.10
E	1898	1247	211	95.67
F	446	393	54	98.18
G	308	183	13	53.85
Total	9477	10393	2204	81.04

Table 2 Project-wise Distribution of our mined dataset. Project names are anonymized due to SRBD policies. Usefulness % indicates the ratio of useful code review comments from that project based on manual labeling.

Demographics	Category description	Number of developers
Software development experience	Less than one year	3
	Between one to three years	5
	Between four to six years	3
	More than six years	3
Tool-based code review experience	Less than one year	4
	Between one to three years	5
	More than three years	5
Average hours per week spent in code reviews	Less than five hours	6
	Between six to ten hours	5
	More than ten hours	3

Table 3 Demographics of the interviewees

at SRBD. We mined a total of 9,477 code reviews, spanning four months from those seven projects. A total of 301 distinct developers participated in those code reviews. Table 2 shows project-wise distributions of the mined code reviews.

6.2.2 Developer interviews

We conducted semi-structured interviews of 14 SRBD developers from the seven selected projects to understand their perceptions of useful code reviews. We carefully selected the interviewees to represent various levels of tenure years at SRBD from a pool of developers who have received at least 50 code reviews in the previous 6 months. We tried to make sure our interview responses represent different levels of experience in development and code review practice. Table 3 provides an overview of the interviewees’ demographics in terms of: i) software development experience, ii) code review experience, and iii) average hours per week spent in code reviews. The duration of each interview was approximately 50 minutes, which is longer than the interview duration in the Microsoft study (i.e., 30 minutes). During our preparation for each interview, we randomly selected 50 review comments given to the code changes authored by the interviewee.

Similar to the Microsoft study, our interviews were conducted in three phases. In the first phase, (about 5 minutes), we asked the interviewees demographic questions such as: job role, education, and software development experience, as well as questions to understand their perceptions of useful code reviews. In the second phase (approximately 40 minutes), we showed each interviewee our pre-selected 50 review comments for code changes that he/she has authored recently. For each of these comments, we ask an interviewee to perform the following four tasks.

1. Rate whether he/she found a comment as ‘*Useful*’ or ‘*Not Useful*’.
2. Briefly explain the rationale behind his/her classification.
3. Mention if he/she made code changes to address that comment.
4. Classify that comment into one of our 18 predefined categories (Figure 2). This categorization scheme is based on the scheme developed by Mantyla et al. [48] and later enhanced by Bosu et al. [13] in the Microsoft study. Similar to the Microsoft study, we also provided each interviewee with a printed copy of the comment classification scheme that includes a brief description of each category to assist the interviewee’s classification.

In the final phase of the interviews (approximately 5 minutes), we asked the interviewees to rank the comment categories based on how useful they perceive each category as. The interviewer took notes during the interview as well as wrote down selected ratings, categories, and explanations for each review comment on a printed interview form. We also recorded audios of the interviews with the interviewees’ consent. Immediately after each interview, we completed our notes with further details based on our discussions. We also listened to the audio recordings to verify the answers and notes. We stopped conducting further interviews, when we reached an information saturation (i.e., we were no longer obtaining any new insights from interviews), after 14 interviews. During those interviews, our interviewees labeled a total 410 review comments as useful or not useful and also classified those comments into one of the 18 comment categories.

6.2.3 Insights Gained from the Interviews:

The distribution of the ratings in various review comments categorized by the authors during the interview and the labeling process (Section 6.3.1) is shown in Figure 2. We see that a much smaller number of review comments in our findings fall in the ‘Other’ category than the previous study [13]. This reduction is indicative that the new categories included in this labeling step (i.e., Alternate Output, Design Discussion, Praise, and Question) cover all code review comments more adequately than the 9 and 13 categories defined in previous studies respectively [13, 48]. Although, expectations from code reviews are identifying functional defects (i.e., validation, logical, defect, resource, Interface, and support) [6], only 13% code review comments belonged to those categories according to our interviewees. This result is consistent with prior studies that found less than 15% code review comments identifying functional defects [9, 13, 22].

According to SRBD Developers, a code review comment is *Useful* if it does at least one of the following:

- (i) Identifies a defect in code.
- (ii) Points out missing input validations.
- (iii) Helps to make code efficient and optimized.
- (iv) Suggests code readability improvements.
- (v) Identifies logical mistakes.
- (vi) Identifies redundant code.
- (vii) Points out corner cases.
- (viii) Helps with code integration.
- (ix) Helps to detect the use of deprecated functions that will be harmful in the future merging.

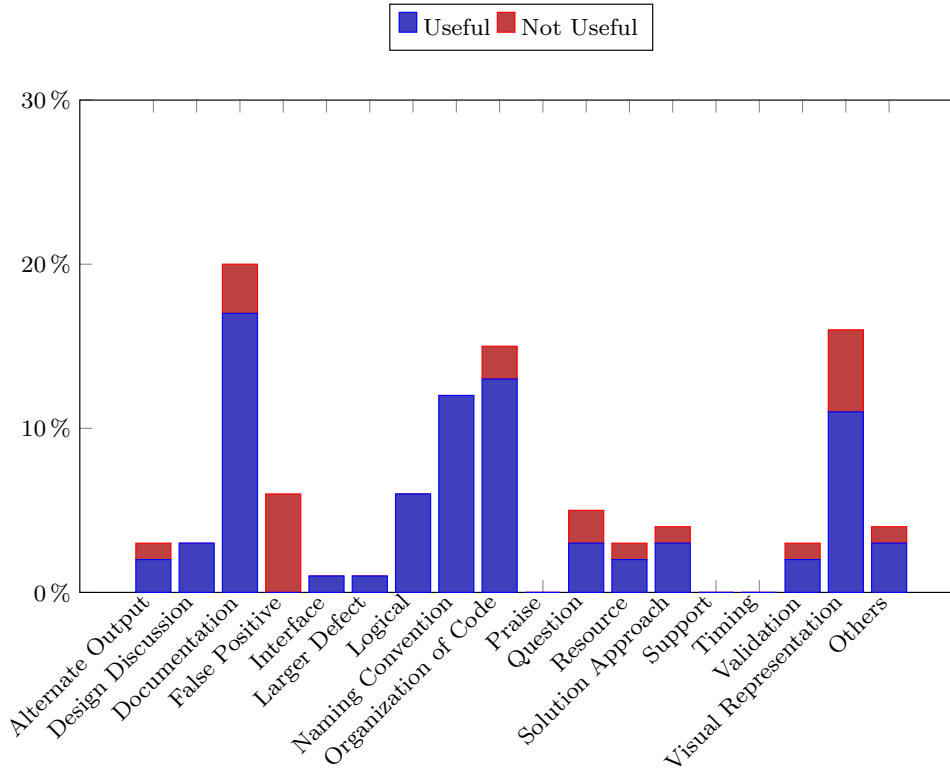


Fig. 2 Distribution of various categories of code review comments as classified by SRBD developers

- (x) Suggests design improvements.
- (xi) Helps maintain coding standards.

On the other hand a *Not useful* comment belongs to one of the following:

- (i) Visual representation issues that can be also identified using static analysis tools.
- (ii) False positive.
- (iii) Code misinterpretation.
- (iv) Discussion on an already resolved issue.
- (v) Solution approach that the author does not agree with.

For the following categories of comments, SRBD developers had mixed opinions as some of our interviewees considered those as *Useful* while the others had a reverse opinion.

- (i) Praise (Useful: 1, Not Useful: 4)³
- (ii) Questions asking clarifications (Useful: 1, Not Useful: 2)
- (iii) Suggestions to improve documentation (Useful: 3, Not Useful: 2)

³ The numbers represent the number of interviewees that consider this type of comment as *Useful* or *Not Useful*

6.3 Stage 2: Building a classifier to automatically identify useful comments

Following subsections describe our approach to create a ground truth dataset, and training and evaluation of an automated classifier to predict the usefulness of code review comments using that dataset.

6.3.1 Development of a ground truth dataset

To develop a reliable supervised learning based classifier, we need a labeled training dataset (aka oracle). Although we got 410 comments classified by authors during the interviews, this dataset may not be adequate to build a reliable classifier. In the Microsoft study [13] as well as in its replication by Rahman et al. [53], the researchers labeled additional code review comments themselves based on insights obtained from the interviews. However, code review comments labeled by the target author would be more accurate, since an author has the best knowledge of whether a comment was useful to him/her [13]. Therefore, we decided to get all the comments for our oracle labeled by target code authors.

As manual data collection from the code authors is tedious, and time-consuming, we developed a web application using Python and Django framework to facilitate asynchronous labeling of code review comments. Figure 3 shows the primary web form of our labeling application. Once authenticated, this application shows a developer one review comment at a time, that was given to his/her code. This form also includes a link to view the comment in Gerrit, in case the author wants to examine more context. We designed this web application to replicate our 3 phase face-to-face interview process discussed in Section 6.2.2. A developer could login to this labeling app with his/her SRBD credentials.

We invited only those developers who had received at least 50 code review comments during the past four months. Participation in this labeling task was voluntary and a total 40 developers signed up for this task. We organized a tutorial, where we demonstrated the labeling app and described labeling instructions to the participants. During our demonstration, we also received feedback from the participants to improve the labeling app and several of those changes were incorporated before the initiation of the labeling process. In total, 35 out of the 40 developers who signed up for this task completed the labeling process.

For each comment, an author was asked not only to rate its usefulness but also to categorize it based on the classification scheme used in our developer interviews (Section 6.2.2). With the help of this web application, the raters labeled a total of 1594 comments. By merging this dataset of 1594 comments with the dataset of 410 comments, labeled during face-to-face interviews, we prepared a labeled dataset of 2,004 comments. In our dataset, 81.04% of the data was labeled as ‘useful’ by the code authors. Table 2 demonstrates project-wise usefulness distribution.

6.3.2 Feature Selection

Our goal is to build a post-review completion classifier, as we do not need to build a classifier to predict comment usefulness at the time a comment is written. We considered all the features used in the Microsoft study [13] except the ‘thread status’ attribute. Since SRBD’s Gerrit installation did not have any feature to indicate the status of a review comment, we were forced to exclude the this attribute.

Author:

Comments done: **Comments left:**

Usefulness of Code Review

Project Name:

Reviewer's Name:

Review Comment: Please check if index less than count, otherwise indexOutOfBounds exception might arise

File Url:

[Instructions](#)

Next
Exit

Usefulness Rating

☐ Useful

☐ Not Useful

Why did you select that rating?

Insert Tags: Auto Generated Offline discussion Previous Comment

How did you address this comment?

☐ Change Triggered

☐ No Change Triggered

Which of the categories do you think this comment fits in?

- ☐ Alternate Output
- ☐ Design Discussion
- ☐ Documentation
- ☐ False Positive
- ☐ Interface
- ☐ Larger Defect
- ☐ Logical
- ☐ Naming Convention
- ☐ Organization of Code
- ☐ Praise
- ☐ Question
- ☐ Resource
- ☐ Solution Approach
- ☐ Support
- ☐ Timing
- ☐ Validation
- ☐ Visual Representation
- ☐ Others

Fig. 3 Screenshot of the web application to label the usefulness of a code review comment

We also included the majority of the features used in the Rahman et al.'s study [53]. For each of the 26 features selected for this study, Table 4 provides a brief description, a brief rational indicating why that feature may be useful in predicting useful comments, and whether that feature was used either in the Microsoft study or in the Rahman et al.'s study. We group those features into three categories:

- *Textual features* are computed from the code review comment text.
- *Review context features* are based on the code review process where a comment occurred.
- *Experience features* are based on the experience of the reviewer, who wrote the review.

Feature	Description	Rationale	Microsoft study	Rahman et al.
Textual Features				
Message text	The message text is turned into a fixed dimensional vector using TF-IDF [57].	Allows the classifier to identify hidden features from the text.	✓	
comment_sentiment	The sentiment of the comment is calculated using SentiCR [5].	Microsoft study [13] found sentiment of comment as an useful feature	✓	✓
question_ratio	Ratio of interrogative sentences in a comment.	Similar to the Microsoft developers [13] most of the SRBD developers do not consider questions to be useful		✓
code_element_number	Number of source code tokens in a comment.	Inclusion of source code tokens often indicate either concerns regarding a specific section of code or specific improvement suggestion.	✓	
code_element_ratio	The ratio of source code tokens in the comment.	This is to represent the relative significance of code elements in the comment.		✓
similarity	Cosine similarity between the source code and review comment using TF-IDF [57].	Useful reviews often contain tokens from the code and are similar to the code.		✓
readability	Flesch-Kincaid readability score [26].	Comments that are difficult to comprehend may cause confusions during a review [24].	✓	
word_count	Number of words in a comment.	A comment that is too short may be difficult to comprehend.		
stop_word_ratio	The ratio of stop words in the comment [53].	Higher ratio stop-words may indicate less informative comments with little or no semantic.		✓
Review Context				
author_responded	If the author responded to the review comment.	A response from the author may indicate either clarification or explicit acknowledgement of the identified issue. On the other hand, a 'no response' often indicates implicit acknowledgement [13].		
Review interval	The time interval between the code upload and comment submission.	A lousy review may be made without properly understanding the code context [46].		
patch_id	The patch number of the source code where the comment is submitted.	Comments made during the initial patches are more likely to identify major concerns, while later patches are more likely to include minor issues.	✓	
num_patches	The total number of patches (i.e., review iteration) for this code review.	A larger number of patches may indicate, the author iteratively improving the change based on suggestions from reviewers.	✓	
change_trigger	If the code review comment triggered a change in one of the subsequent patches.	If a comment is useful, the author is more likely to change the code to address the comment [13].	✓	
line_change	The line distance of the code change if it occurred.	Distance of the change trigger might indicate if the particular comment triggered the change.	✓	
confirmatory_response	If the code author responds with "Done", "Fixed", "Removed", etc.	Confirmatory responses often indicate explicit acknowledgement of identified issues, and therefore an useful comment.		
gratitude	If the code author responds with "Thank you", "Thanks" etc.	Gratitude comments are often indications of explicit acknowledgement of assistance from the reviewer.		
reply_sentiment	SentiCR [5] sentiment score for the reply text.	Positive sentiment in the author's response may indicate an agreement with the reviewer (i.e., an useful comment) and vice versa.		
is_last_patch	If the patch associated with the comment is the last patchset for the review.	Comments made at the last patches usually do not trigger changes and therefore are less likely to be useful unless that comment forced the author to abandon the code change.	✓	
thread_length	Total number of comments in the comment thread.	Higher number of comments in a review thread may indicate a discussion and therefore more likely to be useful.	✓	
num_participant	Number of participants in the comment thread.	More than two persons in a comment thread may indicate a concern that needs input from multiple persons.	✓	
review_status	Whether the code change was 'merged' or 'abandoned'.	Final status of the change is important to identify whether comment made during the last patch of a review (see is_last_patch attribute) may be useful or not.	✓	
Experience Features				
code_reviewership	The number of prior code changes of the current file the reviewer has reviewed before.	Indicates reviewer's familiarity of the current file.		✓
code_ownership	The number of code changes the reviewer has committed for the current file.	Indicates the reviewer's familiarity with the current file.		✓
reviewing_experience	The number of code changes the reviewer has reviewed for current project.	With more review experience, a developer may get better at identifying issues.		✓
developer_experience	The number of code changes the code author has committed for current project.	Indicates the developer's experience with the project's codebase. Developers from different experience level might perceive usefulness differently.		✓

Table 4 Features computed for each code review comment to predict its usefulness

6.3.3 Feature Computation

While the majority of the attributes selected for classifier can be directly mined from Gerrit, some of the attributes required additional computation. Using Gerrit’s REST API and the Java diff utils library [49], we implemented a Java application to automatically identify whether a review comment triggered a change within its close proximity (within 5 lines above or below). To estimate the sentiment expressed in a comment, the Microsoft study used the MSR-Splat tool. However, we replaced it with SentiCR [5], an SE domain specific sentiment analysis tool, since recent research found SE domain specific tools outperforming off-the-shelf sentiment analysis tools [50]. We chose SentiCR over other tools (e.g., Senti4SD [15] and SentiStrength-SE [36]), since it is customized specifically for code review texts. We used the TextStat [4] library for calculating the Flesch-Kincaid readability score [26]. We curated a list of commonly occurring programming keywords (e.g. “if”, “class”, “switch”, “void”, and “null”), programming word patterns (e.g. camelCase, snake_case, abc123 etc.), and reserved words in popular programming languages (e.g. “abstract”, “assert”, “boolean”, “break”, etc.), to identify programming words in a review comment. To measure the similarity between a review comment and its code context, we remove coding syntaxes, stop-words from the code and comment, lemmatize using the NLTK [2] library, vectorize both using TF-IDF [57] and finally, calculate the cosine similarity between the code and comment vectors.

6.3.4 Redundant Feature Elimination

If two features are highly correlated, they are linearly dependent and have almost the same effect on the dependent variable. Therefore, dropping one of two highly correlated features reduces correlation biases [64]. We computed a Pearson correlation matrix for our feature set and from each highly correlated (< 0.9) feature clusters, we eliminated features having lower correlation with the ground truth usefulness score. For example, we found that “change_trigger” and “line_change” are highly correlated with each other. Since the usefulness label’s (‘is_useful’) correlation⁴ with “change_trigger” is lower than its correlation with “line_change”, we eliminate the “change_trigger” feature here. Similarly, from the “num_comments_in_thread”, “author_responded” pair, we eliminated the first feature.

Since some of the features are on ratio scales (e.g., review interval, experience measures, similarity scores), we discretized such features using `qcut`, the Quantile-based discretization function from the Pandas library [3] to reduce potential overfitting. To identify the optimum number of features to maximize the F_1 score, we use the Recursive Feature Elimination with Cross Validation (RFECV) function from the Scikit-Learn library [14]. RFECV eliminates the features that do not contribute significantly to a model’s performance. In this stage, “reply_sentiment” feature is eliminated. Details about our feature selection as well as model training steps are publicly available in Jupyter Notebook format at: <https://github.com/WSU-SEAL/CRA-usefulness-model>.

⁴ Point biserial correlation

Classifier	A	Useful			Not Useful		
		P	R	F_1	P	R	F_1
DT	81.06	91.02	85.03	87.89	49.82	63.91	55.70
RF	87.32	90.92	93.74	92.28	69.08	59.87	63.70
SVM	63.94	85.70	67.90	72.30	30.02	47.93	30.81
MLPC	78.45	89.54	83.39	85.93	48.34	57.00	49.77
XGBoost	85.44	90.89	91.20	91.01	61.86	60.99	60.90
LR	73.77	87.03	79.49	83.05	35.87	49.27	41.25

Table 5 Accuracy, *Precision*, *Recall*, and F_1 scores for ‘Useful’ and ‘Not Useful’ classes for the six models

6.3.5 Model Training and Evaluation

We evaluated the performances of the trained models based on three steps. In the first step of our evaluation, we compared the performances of six classification algorithms to train our model. In the second step, we compared the performances of our best performing model with human labelers from the CQA team. Finally, we compared the performance of our models against usefulness classifiers trained in prior studies [13, 53].

Models and hyperparameters: We trained classifier models with six supervised learning based algorithms: Decision Tree (DT) [37], Random Forest (RF) [31], SVM [60], Multi Layer Perceptron (MLPC) [33], XGBoost [18], and Logistic Regression (LR) [34]. To find the suitable hyperparameter set for each classifier, we perform a grid search for each hyperparameter. For both RF and XGBoost, we varied with the number of estimators (n) between 25 to 400 with an increment of 25, and found $n = 225$ yielding the best results. For the MLPC model, we varied both the number of hidden layers and learning rates. The number of hidden layers was chosen from the set: { 64, 128, 256, 512}, and the learning rate was selected from the set: { $1e - 5$, $1e - 4$, $1e - 3$, $1e - 2$, $1e - 1$ }. We found that the number of hidden layers = 256 and learning rate = $1e - 4$ combination boosting the best performance. For DT, we varied max_depth between from 2 to 20 and found max_depth=16 boosting the best performance. For LR, we tested with different solvers and found the ‘lbfgs’ solver boosting the best performance. We accepted the default parameters for the SVM as implemented in the LinearSVC class of the scikit-learn library [14]. We used data augmentation method SMOTE [17] to account for imbalance in our training set.

Selection of the best model: Table 5 shows the average performances of the six selected algorithms based on 20 times 10-Fold cross-validations. A , P , R , F_1 , indicate the average Accuracy, average Precision, average Recall, and average F_1 score of the models respectively. We report the later 3 scores for both *Useful* and *Not Useful* classes separately.

Our results (Table 5) suggest that a model trained using the RF algorithm achieves the best performances in five out of the seven measures. Therefore, we also compared the performances of the RF model against the models based on the other five algorithms. For this evaluation, we obtained 200 test results for each measure (e.g., 200 precision scores for the DT models and so on) from our 20 times 10-Fold cross validations. We created the initial partition using the same

Models	A	Useful			Not Useful		
		P	R	F ₁	P	R	F ₁
DT	6.11	-0.28	8.72	4.31	18.71	-5.06	7.30
SVM	26.14	4.97	30.45	24.11	40.90	8.54	32.49
MLPC	8.76	1.28	10.28	6.30	19.80	1.94	13.08
XGBoost	1.96	0.002	2.70	1.33	7.69	-1.17	2.86
LR	13.42	3.65	14.35	9.18	32.71	9.45	21.70

Table 6 Performance advantages from the best performing model (i.e., Random Forest) over the other five models. Negative values indicate performance degradations. Statistically significant differences ($p < 0.05$) are shown in **bold**.

`random_state`⁵ value to make sure that each algorithm gets the same sequence of train/test datasets. Since the performance measures of both SVM and MLPC significantly differs from a normal distribution (Shapiro-Wilk, $p < 0.05$), we used non-parametric paired sample Wilcoxon Signed-rank tests to check if the performances of the RF model significantly differ from the other five models. The results suggest (Table 6) that the RF model has significantly higher accuracy, higher recall for the ‘Useful’ class, higher precision for the ‘Not Useful’ class, and higher F-scores for the both classes than all the other five models. Both DT and XGBoost have significantly higher recall for the ‘Not useful’ class, while DT also has significantly higher precision for the ‘Useful’ class. These results further validate that the RF model boosts the most balanced performances and outperforms the other five models. Therefore, we decided to use RF-based models for practical applications as well as for performance comparisons against human experts and similar prior models.

Comparison against human labelers: As we have discussed in Section 4, two or more experienced members from the Code Quality Assessment (CQA) team used to manually evaluate the usefulness of all code reviews to identify the best reviewer. Since our model aims to replace this manual labeling step, we compared the performances of our best performing model against the human labelers from the CQA team.

With this goal, we created a test dataset by randomly selecting 10% comments from our labeled dataset and the remaining 90% comments were assigned to the training data. We used the best performing algorithm, i.e., the RF model, to train a model based on the training dataset and evaluated its performance on the test data. We also asked an expert evaluator from the CQA team to independently rate the usefulness of each comment from the test data. We compute the performances of the human labeler and our classifier against the ground truth (i.e., label received from code author). The top two rows of the Table 7 show a performance comparison of our automated model against human raters. The results indicate that our automated model not only saves manual labeling efforts but also outperforms the human experts by aligning more frequently (i.e., higher accuracy and F-score) with the perceptions of the target code authors.

Comparison against similar models: We compare our best performing model against similar models developed in two prior studies. While we considered all the features used by both Bosu et al. [13] and Rahman et al. [53], we were unable to

⁵ https://scikit-learn.org/stable/modules/generated/sklearn.model_selection.KFold.html

Classifier	A	Useful			Not Useful		
		P	R	F_1	P	R	F_1
Human Expert	61.88	86.81	61.72	72.15	28.99	62.50	39.60
Our Classifier	87.20	90.87	93.63	92.20	68.69	59.74	63.44
Bosu et al. [13]	75.27	88.76	79.59	83.87	39.39	56.78	46.17
Rahman et al. [53]	79.32	88.67	85.42	86.97	46.08	53.37	49.05

Table 7 Comparison of our automated model’s performances against a human rater from the CQA team, and similar models from two prior studies. Statistically significant improvements based on one-sample Wilcoxon Signed rank test ($p < 0.05$) are shown in **bold**

compute two attributes. First, the ‘Thread Status’ attribute used in Bosu et al. is not available in SRBD’s Gerrit. Second, the ‘External Library Experience’ feature used in Rahman et al. could not be computed as we were not given full access to SRBD’s code repositories. Excluding those two attributes, we used the exact same algorithms and attributes to train and evaluate similar models using our dataset. The bottom two rows of Table 7 show the average performances of the two models based on 20 times 10-Fold cross-validations. The results indicate that our model outperforms both Bosu et al.’s [13] and Rahman et al.’s [53] models on our dataset.

Feature Importance Analysis: We conducted a feature importance analysis for the best performing classifier (i.e., RF) by calculating the Gini importance value for each feature used in classification. According to the results (Figure 4), review context such as number of comments, total number of patches and current patchset number, reviewer’s experience with file under review, and textual features of the review comment had the highest influences on the fitted model.

7 Step 4: Build a monitoring mechanism to inform the stakeholders

This section implements step 4 of the BSC framework by developing Code Review Analytics (CRA), an web application that integrates the best performing model trained in the Step 3 (Section 6). This tool enables SRBD managers and developers to continuously monitor code review effectiveness of different projects using the set of metrics defined in the Step 2 (Section 5) as well as individual developers. This tool allows SRBD managers to identify best reviewers during a period as well as create new initiatives to improve different projects’ code reviews. Following subsections describe the development and evaluation of this CRA platform.

7.1 Development of the Code Review Analytics (CRA) tool

The CRA web app is built using four primary modules as illustrated in Figure 5 and described in the following.

1. **Data Miner:** The Data Miner is developed using an automated script. Upon invocation, the miner connects to a Gerrit server’s REST API and downloads the code review comments created / modified since its most recent invocation. For each of the review comments, the miner computes the 16 features used in our classifier, predicts its usefulness, and stores the prediction in a database. From a configuration page, an admin user can configure the mining interval as well as manually initiate a run.

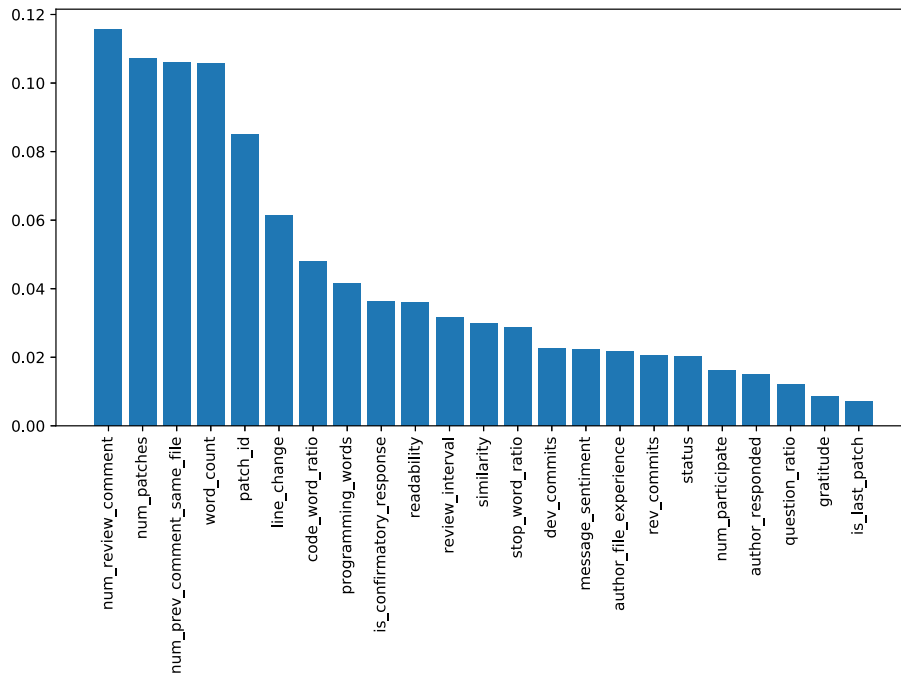


Fig. 4 Relative importance of the features for the best performing model (i.e., Random Forest)

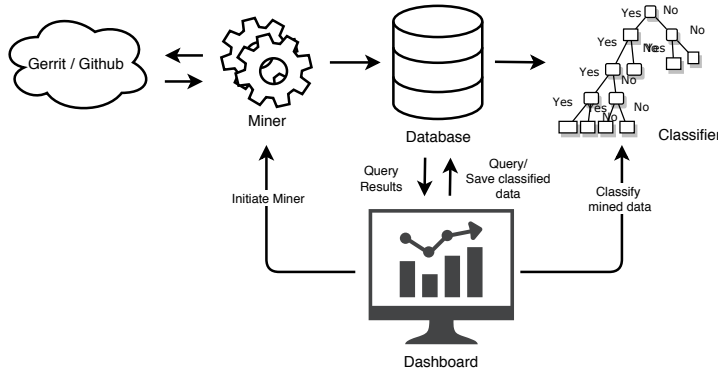


Fig. 5 Workflow of the Code Review Analytics Web Application

2. **Dashboard:** After logging in to the CRA app, a user is greeted with a Dashboard page that displays a summary of code review performance in the preceding period (Fig 6). The best reviewer and the best project of the previous period are displayed on the top of the dashboard, along with some additional details about the overall performance of the company (e.g., the percent of *Useful* and *Not Useful* comments, the top 5 reviewers / and projects) .
3. **Reviewer & Project Ranking Page:** Reviewer & Project Ranking Page page allows a user to view comparison between reviewers and projects for an arbitrary period.

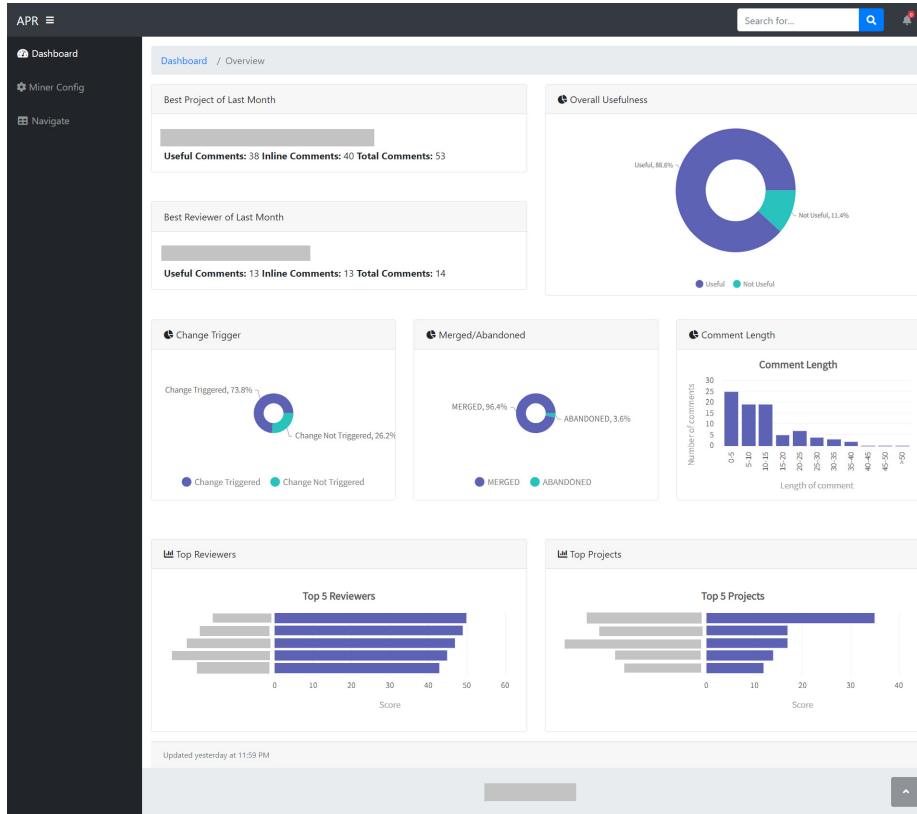


Fig. 6 Screenshot of a dashboard page of the Code Review Analytics (CRA) tool

trary date range. For reviewers and projects, the user can see their ranking based on the ranking mechanism described in Section 5. A snapshot of the reviewer's Detailed Analysis table at SRBD is shown in Fig. 7.

4. **Reviewer or Project Details page:** Whenever the name of a reviewer or project name is clicked either from Dashboard page or Reviewer & Project Ranking page, the user is directed to the Reviewer or Project details page, where he/she can view the performance of the reviewer or the project for each month based on the set of metrics defined in Section 5.

7.2 Tool Evaluation

After development and testing of the CRA web app, we deployed it at SRBD's internal network and ran the miner to populate the app's database with all the code review comments authored during the last four months. We sent out invitations to a selected group of SRBD developers and managers to independently use the CRA tool for two weeks. After this initial evaluation period, we emailed a survey to nine CRA users who have voluntarily participated in the evaluation, among whom

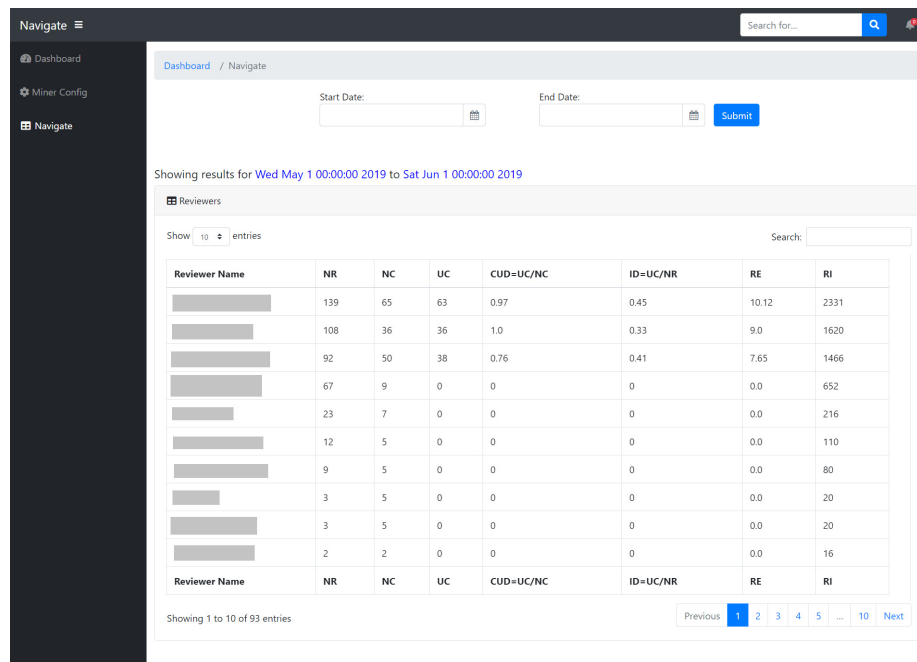


Fig. 7 Screenshot of the Reviewer ranking page of the CRA tool showing the six measures computed for each developer

#	Question
Q1.	What are your roles in SRBD?
Q2.	Why do you think improving effectiveness of code reviews is important?
Q3.	How many days have you used the CRA tool during the last one week?
Q4.	On a scale 1 to 10, how useful do you find the CRA tool?
Q5.	What are the insights that you are getting from the tool?
Q6.	Has the tool helped you in any way in your decision making?
Q7.	Do you have any suggestion to improve our tool?

Table 8 User evaluation survey questions for the CRA application

there were three managers who are involved in SRBD best reviewer selection, two members of the CQA team who have previously been involved in manual code review analysis project at SRBD, three mid-level developers, and one entry-level developer. Table 8 shows the seven questions included in this user evaluation survey.

Majority of the invitees of our survey indicated that they had used the CRA tool multiple days during the last week. All the nine respondents rated the usefulness of the CRA tool 7 or higher on the scale of 10, with the average score being 7.44. According to the respondents, the insights they had obtained from the CRA tool include: identifying the best reviewers (3⁶), continuous monitoring of code review performance (3), understand /improve organization's code review cul-

⁶ Numbers in parentheses indicate how many CRA users of our evaluation survey mentioned this particular insight. One user may have mentioned multiple insights.

ture (3), identify code review effectiveness of a project or the entire organization (2), incentives for doing better reviews (1), identifying review standards (1), self-improvement as a reviewer (1). Three out of the nine respondents also indicated that the CRA tool already helped their decision making during the evaluation period. The results of our evaluation suggest that the CRA tool achieves the goal of building an automated mechanism to inform key individuals current scoreboard status and help their decision-making.

8 Discussion

Several studies related to code reviews [12, 13, 40, 53] foretold the promising application of automatic code review analysis at large scale. Having deployed such a tool at SRBD, in this section we discuss its implications.

Self-improvement: Continuous monitoring of reviewer performance in our analysis tool helps reviewers identify their strengths and weaknesses and improve their weaker areas. This quicker feedback speeds up the reviewer self-improvement. Furthermore, previous studies suggest that the awareness of being observed makes individuals modify their behavior to improve productivity [45]. This phenomenon is known as the *Hawthorne Effect*. Knowing that the code reviews are going to be evaluated, reviewers would be more careful about reviewing code.

Training: The CRA tool developed in this research allows the management to observe continuous performance of individual projects and reviewers. Hence, the management can identify weaker reviewers and projects and organize necessary training sessions to the reviewers and projects in need. With the help of the analysis tool the managers can also observe the effect of their training, and update their training methodology accordingly. Visualizing the time-series of code review performance, the managers can also get an idea about how each of their decisions are affecting the code review quality, and train themselves becoming better decision-makers.

Determine initiatives: Our CRA tool allows the management to see the snapshot of project organization at any given time. This helps them identify weaker areas, projects, and take necessary initiatives to improve them. Our analysis tool brings the intricate organizational architecture in interpretable graphical interface, and simplifies the decision making process.

Motivating reviewers: By recognizing the best reviewers and projects, an organization can motivate all reviewers to improve their code review skill and put more focus on becoming an effective reviewer. An automated model review usefulness classification model can help identify the best reviewers with negligible manual efforts.

Peer impression formation: Several studies [11, 12, 43] have shown that an important factor of code review is peer impression formation, that is how developers form opinions of teammates. Obtaining an accurate perception of the expertise of teammates is found to be the most important social factor of code reviews [12]. Our reviewer ranking tool relieves the team members from guessing each other's expertise by bringing them to broad daylight. Having each other's expertise clearly known, the team members can communicate among themselves accordingly and help the team perform optimally.

Usefulness model: Using our *balanced scorecard strategy (BSC)*, it is possible to build a reliable post-review usefulness classifier even under a different tool, organization. The feature-set used in our study can be directly or indirectly computed from popular code review tools. Despite being conducted on different tools, different organizations, countries, and cultures, our findings are coherent with the findings of Bosu et al. [13], which supports the generalisability of our approach.

Automated program repair: Recent study [35] on 14 OSS projects has shown that code reviews can be leveraged to repair defective programs using deep learning models. However, the existence of not useful reviews can degrade performances of such models. Separation of useful reviews from non-useful reviews, using an automated model such as the one built in the research may improve the performance of models that leverage code review information.

9 Threats to Validity

Following subsections discuss the four common categories of threats associated with an empirical study.

9.1 Internal validity

Code review tools (e.g., ReviewBoard, Github pull-based reviews, and Phabricator) could behave differently for measuring the usefulness of review comments. However, the features used in our methodology are available for all major code review tools. We think this threat is minimal for three reasons: 1) all code review tools support the same basic purpose, i.e. detecting defects and improving the code, 2) the basic workflow (i.e., authors posting code, reviewers commenting about code snippets, and code requiring approval from reviewer before integration) of most of the code review tools are similar, and 3) we did not use any Gerrit-specific feature/attribute in this study.

The selection of participants is a source of possible bias and therefore a possible threat to internal validity. The developers selected from SRBD participated in at least 50 code reviews in the previous four months (either as an author or reviewer) to ensure that they can reliably label the reviews as they are used to in both reviewing and receiving reviews from peers. However, developers who participate less frequently in code reviews may have different opinions regarding useful code reviews. However, this threat may be minimal, since less than 10% of total code reviews in SRBD during our study period belonged to such developers.

The training dataset of code review comments was curated from seven different large projects at SRBD. These projects are considered representative by the relevant teams due to their nature and size. Our training dataset is also representative of different programming languages, i.e. Java, Kotlin, Swift, C, C++, and Python. Although we adopted measures to minimize any biases due to programming language, or project domain, some biases due to those factors may still exist in our models.

The ground truth dataset to train our supervised model may become obsolete over time, and therefore degrading performance of our model. To encounter this issue, we have provided SRBD managers with the data mining and data labeling

applications and detailed instructions on how to use those. SRBD developers can log in to the web app and label new code reviews. Newly labeled data can be augmented to the existing dataset to retrain the usefulness classifier.

9.2 Construct Validity

The primary source of construct validity is the variations among the criteria used by different developers to consider a code review comment as ‘useful’. For example, during our interviews, we found that some developers were more generous than others, and have expansive definitions of what they consider as ‘useful’. While we attempted to mitigate such biases by providing labelers with some guidelines through a seminar, such biases still remain in our dataset. Regardless, this threat may be minimal, since our best performing model still achieves an accuracy of $\approx 87\%$ and an F-score of $\approx 92\%$.

9.3 External Validity

Results based on a single project or even a handful of projects, or a single organization can be subject to lack of external validity. Therefore, one may claim that empirical research within one organization or one project is inadequate, provides little value for the academic community, and does not contribute to scientific development. Moreover, historical evidence provides several examples of individual cases that contributed to discovery in physics, economics, and social science (see “Five misunderstandings about case-study research” by Flyvbjerg [27]). Even in the SE domain case studies of a single project [10, 16, 39, 47] as well as single organization [12, 13, 56] have provided important insights. Moreover, following the study protocol of this study, one can develop similar models or tools for another organization. To promote such replications, we have made our Jupyter notebooks publicly available on Github.

9.4 Conclusion Validity

We adopted several measures to minimize biases during training and evaluation of our models to predict the usefulness of a review comment. First, we got each code review comment labeled by the target author, since he/she is the best person to determine whether a comment helped him/her to improve a code change. Second, we removed redundant features to reduce correlation biases. Finally, we took several initiatives to reduce potential over-fitting by: 1) discretizing features on ratio scales, 2) using recursive feature elimination with cross validation to eliminate unnecessary features, 3) evaluating models based on 20 times 10-fold cross validations. Therefore, we do not envision any significant threats to conclusion validity for our models.

10 Conclusion

In this study, we developed and evaluated a solution based on the Balanced Scorecard strategy framework to monitor code review effectiveness at SRBD, a commercial software development organization. Our solution also assists SRBD managers to identify opportunities to improve the effectiveness of code reviews by providing them continuous access to various measures and reports. Prior to the deployment of our solution, SRBD used manual assessments by CQA members to track code review effectiveness as well as to identify the best reviewer(s) for a particular period. However, such manual assessments were: 1) prone to inconsistencies, 2) time consuming and not scalable, 3) prone to delayed assessments, and 4) failing to provide insights to pinpoint areas of concern. Our automated solution addresses these four shortcomings of SRBD's prior assessment mechanism.

Moreover, our automated model to identify useful code reviews not only outperforms the manual assessments from human labelers but also significantly reduces such manual labeling efforts. Using our solution SRBD managers can identify areas of concern quickly and take immediate necessary actions. Our solution's transparent mechanism to identify and showcase the effective reviewers can motivate useful code reviews and help improve the code review culture at SRBD. Our reviewer ranking dashboard also helps management to assign better reviewers, transfer reviewers to right teams, or arrange training sessions for new or under-performing reviewers. A developer can also receive training implicitly by observing his/ her review that is identified as 'useful'/'not useful' with a particular context.

We are also encouraged by the positive evaluation from the users of our solution. We believe that other organizations may be encouraged by the successful deployment and observe positive benefits from our solution at SRBD and develop similar solutions to monitor their code review effectiveness as well as identify potential improvement opportunities.

Acknowledgment

Work conducted by Dr. Amiangshu Bosu for this research is partially supported by the US National Science Foundation under Grant No. 1850475. Any opinions, findings, and conclusions or recommendations expressed in this material are those of the author(s) and do not necessarily reflect the views of the National Science Foundation.

Work conducted for this research is also partially supported by a research grant provided by the Samsung Research Bangladesh.

References

1. Gerrit code review - rest api. <https://gerrit-review.googlesource.com/Documentation/rest-api.html>. (Accessed on 09/27/2019)
2. Natural language toolkit — nltk 3.5 documentation. <https://www.nltk.org/>. (Accessed on 12/06/2020)
3. pandas.qcut — pandas 1.1.5 documentation. <https://pandas.pydata.org/pandas-docs/stable/reference/api/pandas.qcut.html>. (Accessed on 12/24/2020)
4. textstat · pypi. <https://pypi.org/project/textstat/>. (Accessed on 12/06/2020)

5. Ahmed, T., Bosu, A., Iqbal, A., Rahimi, S.: SentiCR: A Customized Sentiment Analysis Tool for Code Review Interactions. In: 32nd IEEE/ACM International Conference on Automated Software Engineering (NIER track), ASE '17 (2017)
6. Bacchelli, A., Bird, C.: Expectations, outcomes, and challenges of modern code review. In: Proceedings of the 2013 international conference on software engineering, pp. 712–721. IEEE Press (2013)
7. Barnett, M., Bird, C., Brunet, J., Lahiri, S.K.: Helping developers help themselves: Automatic decomposition of code review changesets. In: Proceedings of the 37th International Conference on Software Engineering-Volume 1, pp. 134–144. IEEE Press (2015)
8. Basili, V.R., Shull, F., Lanubile, F.: Building knowledge through families of experiments. *IEEE Transactions on Software Engineering* **25**(4), 456–473 (1999)
9. Beller, M., Bacchelli, A., Zaidman, A., Juergens, E.: Modern code reviews in open-source projects: Which problems do they fix? In: Proceedings of the 11th working conference on mining software repositories, pp. 202–211 (2014)
10. di Biase, M., Bruntink, M., Bacchelli, A.: A security perspective on code review: The case of chromium. In: 2016 IEEE 16th International Working Conference on Source Code Analysis and Manipulation (SCAM), pp. 21–30. IEEE (2016)
11. Bosu, A., Carver, J.C.: Impact of peer code review on peer impression formation: A survey. In: 2013 ACM / IEEE International Symposium on Empirical Software Engineering and Measurement, pp. 133–142 (2013). DOI 10.1109/ESEM.2013.23
12. Bosu, A., Carver, J.C., Bird, C., Orbeck, J., Chockley, C.: Process aspects and social dynamics of contemporary code review: Insights from open source development and industrial practice at microsoft. *IEEE Transactions on Software Engineering* **43**(1), 56–75 (2017). DOI 10.1109/TSE.2016.2576451
13. Bosu, A., Greiler, M., Bird, C.: Characteristics of Useful Code Reviews: An Empirical Study at Microsoft. In: 2015 IEEE/ACM 12th Working Conference on Mining Software Repositories, pp. 146–156. IEEE, Florence, Italy (2015). DOI 10.1109/MSR.2015.21. URL <http://ieeexplore.ieee.org/document/7180075/>
14. Buitinck, L., Louppe, G., Blondel, M., Pedregosa, F., Mueller, A., Grisel, O., Niculae, V., Prettenhofer, P., Gramfort, A., Grobler, J., Layton, R., VanderPlas, J., Joly, A., Holt, B., Varoquaux, G.: API design for machine learning software: experiences from the scikit-learn project. In: ECML PKDD Workshop: Languages for Data Mining and Machine Learning, pp. 108–122 (2013)
15. Calefato, F., Lanubile, F., Maiorano, F., Novielli, N.: Sentiment polarity detection for software development. *Empirical Software Engineering* **23**(3), 1352–1382 (2018)
16. Camilo, F., Meneely, A., Nagappan, M.: Do bugs foreshadow vulnerabilities?: a study of the chromium project. In: Proceedings of the 12th Working Conference on Mining Software Repositories, pp. 269–279. IEEE Press (2015)
17. Chawla, N.V., Bowyer, K.W., Hall, L.O., Kegelmeyer, W.P.: SMOTE: Synthetic Minority Over-sampling Technique. *Journal of Artificial Intelligence Research* **16**, 321–357 (2002). DOI 10.1613/jair.953. URL <https://jair.org/index.php/jair/article/view/10302>
18. Chen, T., Guestrin, C.: Xgboost: A scalable tree boosting system. In: Proceedings of the 22nd acm sigkdd international conference on knowledge discovery and data mining, pp. 785–794. ACM (2016)
19. Chouchen, M., Ouni, A., Kula, R.G., Wang, D., Thongtanunam, P., Mkaouer, M.W., Matsumoto, K.: Anti-patterns in modern code review: Symptoms and prevalence. In: 2021 IEEE International Conference on Software Analysis, Evolution and Reengineering (SANER), pp. 531–535 (2021). DOI 10.1109/SANER50967.2021.00060
20. Chouchen, M., Ouni, A., Mkaouer, M.W., Kula, R.G., Inoue, K.: Whoreview: A multi-objective search-based approach for code reviewers recommendation in modern code review. *Applied Soft Computing* **100**, 106908 (2021). DOI <https://doi.org/10.1016/j.asoc.2020.106908>. URL <https://www.sciencedirect.com/science/article/pii/S1568494620308462>
21. Cohen, J., Brown, E., DuRette, B., Teleki, S.: Best kept secrets of peer code review. *Smart Bear Somerville* (2006)
22. Czerwinka, J., Greiler, M., Tilford, J.: Code reviews do not find bugs: how the current code review best practice slows us down. In: Proceedings of the 37th International Conference on Software Engineering-Volume 2, pp. 27–28. IEEE Press (2015)
23. Ebert, F., Castor, F., Novielli, N., Serebrenik, A.: Confusion in code reviews: Reasons, impacts, and coping strategies. In: 2019 IEEE 26th International Conference on Software Analysis, Evolution and Reengineering (SANER), pp. 49–60 (2019). DOI 10.1109/SANER.2019.8668024

24. Ebert, F., Castor, F., Novielli, N., Serebrenik, A.: Confusion in code reviews: Reasons, impacts, and coping strategies. In: 2019 IEEE 26th International Conference on Software Analysis, Evolution and Reengineering (SANER), pp. 49–60. IEEE (2019)
25. Fagan, M.E.: Design and code inspections to reduce errors in program development. *IBM Syst. J.* **15**(3), 182–211 (1976). DOI 10.1147/sj.153.0182. URL <http://dx.doi.org/10.1147/sj.153.0182>
26. Flesch, R.: Flesch-kincaid readability test. Retrieved October 26, 2007 (2007)
27. Flyvbjerg, B.: Five misunderstandings about case-study research. *Qualitative inquiry* **12**(2), 219–245 (2006)
28. Fracz, W., Dajda, J.: Developers’ game: A preliminary study concerning a tool for automated developers assessment. In: 2018 IEEE International Conference on Software Maintenance and Evolution (ICSME), pp. 695–699 (2018). DOI 10.1109/ICSME.2018.00079
29. Hatton, L.: Testing the value of checklists in code inspections. *IEEE software* **25**(4), 82–88 (2008)
30. Hirao, T., Ihara, A., Ueda, Y., Phannachitta, P., Matsumoto, K.i.: The impact of a low level of agreement among reviewers in a code review process. In: IFIP International Conference on Open Source Systems, pp. 97–110. Springer (2016)
31. Ho, T.K.: Random decision forests. In: Proceedings of 3rd international conference on document analysis and recognition, vol. 1, pp. 278–282. IEEE (1995)
32. Hofner, G., Mani, V., Nambiar, R., Apte, M.: Fostering a high-performance culture in offshore software engineering teams using balanced scorecards and project scorecards. In: 2011 IEEE Sixth International Conference on Global Software Engineering, pp. 35–39. IEEE (2011)
33. Hopfield, J.J.: Artificial neural networks. *IEEE Circuits and Devices Magazine* **4**(5), 3–10 (1988)
34. Hosmer Jr, D.W., Lemeshow, S., Sturdivant, R.X.: Applied logistic regression, vol. 398. John Wiley & Sons (2013)
35. Huq, F., Hasan, M., Pantho, M.A.H., Mahbub, S., Iqbal, A., Ahmed, T.: Review4repair: Code review aided automatic program repairing. arXiv preprint arXiv:2010.01544 (2020)
36. Islam, M.R., Zibran, M.F.: Leveraging automated sentiment analysis in software engineering. In: 2017 IEEE/ACM 14th International Conference on Mining Software Repositories (MSR), pp. 203–214. IEEE (2017)
37. Jin, C., De-Lin, L., Fen-Xiang, M.: An improved id3 decision tree algorithm. In: 2009 4th International Conference on Computer Science & Education, pp. 127–130. IEEE (2009)
38. Kaplan, R.S., Norton, D.P., et al.: The balanced scorecard: measures that drive performance (1992)
39. Khomh, F., Dhaliwal, T., Zou, Y., Adams, B.: Do faster releases improve software quality?: an empirical case study of mozilla firefox. In: Proceedings of the 9th IEEE Working Conference on Mining Software Repositories, pp. 179–188. IEEE Press (2012)
40. Kononenko, O., Baysal, O., Godfrey, M.W.: Code review quality: How developers see it. In: Proceedings of the 38th International Conference on Software Engineering, ICSE ’16, pp. 1028–1038. ACM, New York, NY, USA (2016). DOI 10.1145/2884781.2884840. URL <http://doi.acm.org/10.1145/2884781.2884840>
41. Kononenko, O., Baysal, O., Guerrouj, L., Cao, Y., Godfrey, M.W.: Investigating code review quality: Do people and participation matter? In: 2015 IEEE International Conference on Software Maintenance and Evolution (ICSME), pp. 111–120 (2015)
42. Mair, S.: A balanced scorecard for a small software group. *IEEE software* **19**(6), 21–27 (2002)
43. Marlow, J., Dabbish, L., Herbsleb, J.: Impression formation in online peer production: activity traces and personal profiles in github. In: Proceedings of the 2013 conference on Computer supported cooperative work, pp. 117–128 (2013)
44. Marr, B., Neely, A.: Automating the balanced scorecard—selection criteria to identify appropriate software applications. *Measuring Business Excellence* (2003)
45. McCarney, R., Warner, J., Iliffe, S., Van Haselen, R., Griffin, M., Fisher, P.: The hawthorne effect: a randomised, controlled trial. *BMC medical research methodology* **7**(1), 30 (2007)
46. McIntosh, S., Kamei, Y., Adams, B., Hassan, A.E.: The impact of code review coverage and code review participation on software quality: A case study of the qt, vtk, and itk projects. In: Proceedings of the 11th Working Conference on Mining Software Repositories, pp. 192–201 (2014)
47. Mockus, A., Fielding, R.T., Herbsleb, J.: A case study of open source software development: the apache server. In: Proceedings of the 22nd international conference on Software engineering, pp. 263–272. AcM (2000)

48. Mäntylä, M.V., Lassenius, C.: What types of defects are really discovered in code reviews? *IEEE Transactions on Software Engineering* **35**(3), 430–448 (2009). DOI 10.1109/TSE.2008.71
49. Naumenko, D.: Java diff utils. <https://github.com/dnaumenko/java-diff-utils> (2018)
50. Novielli, N., Girardi, D., Lanubile, F.: A benchmark study on sentiment analysis for software engineering research. In: 2018 IEEE/ACM 15th International Conference on Mining Software Repositories (MSR), pp. 364–375. IEEE (2018)
51. Papalexandris, A., Ioannou, G., Prastacos, G.P.: Implementing the balanced scorecard in greece: a software firm's experience. *Long Range Planning* **37**(4), 351–366 (2004)
52. Rahman, M.M., Roy, C.K., Collins, J.A.: Correct: code reviewer recommendation in github based on cross-project and technology experience. In: Proceedings of the 38th International Conference on Software Engineering Companion, pp. 222–231 (2016)
53. Rahman, M.M., Roy, C.K., Kula, R.G.: Predicting usefulness of code review comments using textual features and developer experience. In: Proceedings of the 14th International Conference on Mining Software Repositories, MSR '17, p. 215–226. IEEE Press (2017)
54. Rigby, P.C., Bird, C.: Convergent contemporary software peer review practices. In: Proceedings of the 2013 9th Joint Meeting on Foundations of Software Engineering, pp. 202–212. ACM (2013)
55. Rigby, P.C., German, D.M.: A preliminary examination of code review processes in open source projects. Tech. rep., Technical Report DCS-305-IR, University of Victoria (2006)
56. Sadowski, C., Söderberg, E., Church, L., Sipko, M., Bacchelli, A.: Modern code review: a case study at google. In: Proceedings of the 40th International Conference on Software Engineering: Software Engineering in Practice, pp. 181–190. ACM (2018)
57. Salton, G., Buckley, C.: Term-weighting approaches in automatic text retrieval. *Inf. Process. Manage.* **24**(5), 513–523 (1988). DOI 10.1016/0306-4573(88)90021-0. URL [http://dx.doi.org/10.1016/0306-4573\(88\)90021-0](http://dx.doi.org/10.1016/0306-4573(88)90021-0)
58. Shull, F.J., Carver, J.C., Vegas, S., Juristo, N.: The role of replications in empirical software engineering. *Empirical software engineering* **13**(2), 211–218 (2008)
59. StackOverflow: What is reputation? how do i earn (and lose) it? <https://stackoverflow.com/help/whats-reputation>
60. Suykens, J.A., Vandewalle, J.: Least squares support vector machine classifiers. *Neural processing letters* **9**(3), 293–300 (1999)
61. Thongtanunam, P., Hassan, A.E.: Review dynamics and their impact on software quality. *IEEE Transactions on Software Engineering* pp. 1–1 (2020). DOI 10.1109/TSE.2020.2964660
62. Thongtanunam, P., McIntosh, S., Hassan, A.E., Iida, H.: Review participation in modern code review. *Empirical Software Engineering* **22**(2), 768–817 (2017)
63. Thongtanunam, P., Tantithamthavorn, C., Kula, R.G., Yoshida, N., Iida, H., Matsumoto, K.i.: Who should review my code? a file location-based code-reviewer recommendation approach for modern code review. In: 2015 IEEE 22nd International Conference on Software Analysis, Evolution, and Reengineering (SANER), pp. 141–150. IEEE (2015)
64. Toloşi, L., Lengauer, T.: Classification with correlated features: unreliability of feature ranking and solutions. *Bioinformatics* **27**(14), 1986–1994 (2011)