

Constraints on inflaton Higgs field couplings

Jessie Yang^{1,*} and Mark P. Hertzberg^{2,†}

¹*Department of Physics, University of Washington, Seattle, Washington 98195-1560, USA*

²*Department of Physics and Astronomy, Institute of Cosmology, Tufts University, Medford, Massachusetts 02155, USA*



(Received 2 September 2023; accepted 20 October 2023; published 17 November 2023)

According to the best-fit parameters of the Standard Model, the Higgs field's potential reaches a maximum at a field value $h \sim 10^{10-11}$ GeV and then turns over to negative values. During reheating after inflation, resonance between the inflaton and the Higgs field can cause the Higgs field to fluctuate past this maximum and run down the dangerous side of the potential if these fields couple too strongly. In this paper, we place constraints on the inflaton Higgs field couplings such that the probability of the Higgs field entering the unstable regime during reheating is small. To do so, the equations of motion are approximately solved semianalytically, then solved fully numerically. Next, the growth in variance is used to determine the parameter space for κ and α , the coupling coefficients for inflaton Higgs field cubic and quartic interactions, respectively. We find the upper bounds of $\kappa < 1.6 \times 10^{-5} m_\phi \sim 2.2 \times 10^8$ GeV and $\alpha < 10^{-8}$ to allow the Higgs field to remain stable in most Hubble parameter patches during reheating, and we also find the full two parameter joint constraints. We find a corresponding bound on the reheat temperature of $T_{\text{reh}} \lesssim 9.2 \times 10^9$ GeV. Additionally, de Sitter temperature fluctuations during inflation put a lower bound on inflaton Higgs field coupling by providing an effective mass for the Higgs field, pushing back its hilltop during inflation. These additional constraints provide a lower bound on α , while κ must also be nonzero for the inflaton to decay efficiently.

DOI: [10.1103/PhysRevD.108.103524](https://doi.org/10.1103/PhysRevD.108.103524)

I. INTRODUCTION

The confirmation of the Higgs field particle at the LHC means that, for the first time, we have a unitary theory of particle physics—the Standard Model (SM). Combined with the graviton, the theory appears to have internal consistency down to the Planck scale. However, the existence of the Higgs field, the first discovered scalar in nature, opens up a new type of stability problem, as we now recap. The dimension-four Higgs field potential is given by

$$V_h = -\frac{\mu_h}{2} H^\dagger H + \frac{\lambda}{4} (H^\dagger H)^2, \quad (1)$$

where H is the Higgs field doublet. This work will focus on the magnitude of H which will be denoted as the Higgs field, h , while its angular components are reorganized into the longitudinal modes of the W^\pm and Z bosons and will

not play a direct role for us here. As is well known, this potential has a nonzero local minimum at 246 GeV, which is classically stable and denotes our vacuum.

At high energies, the Higgs field interactions with various SM particles cause the value of the self-coupling λ to evolve under renormalization group equations. For the central values of SM parameters, this causes λ to turn negative at large values of the Higgs field [1–5]. This means the potential reaches a maximum at some large value of the Higgs field h_{max} and then quickly drops to negative values. Figure 1 provides a plot of the effective potential from solving the two-loop renormalization group equations. This shows that the peak occurs at energies $\sim 10^{10-11}$ GeV, depending sensitively on the top quark mass. Here we plot in black the central top mass, while the standard deviation values are given by the dashed curves [6,7]. [Note that the initial dip associated with the usual electroweak vacuum is not directly relevant, as the $\mu_h h^2/2$ term in Eq. (1) is negligible at such high energies.] The huge fluctuation required for the Higgs field to go over or tunnel through this hilltop implies that it is not an issue in the late Universe where the Higgs field is centered at the electroweak scale 246 GeV.

However, in the very early Universe, it is anticipated that the Universe was at such extremely high energies that the Higgs field was in danger of fluctuation to the dangerous

*jyang58@uw.edu

†mark.hertzberg@tufts.edu

Published by the American Physical Society under the terms of the [Creative Commons Attribution 4.0 International](https://creativecommons.org/licenses/by/4.0/) license. Further distribution of this work must maintain attribution to the author(s) and the published article's title, journal citation, and DOI. Funded by SCOAP³.

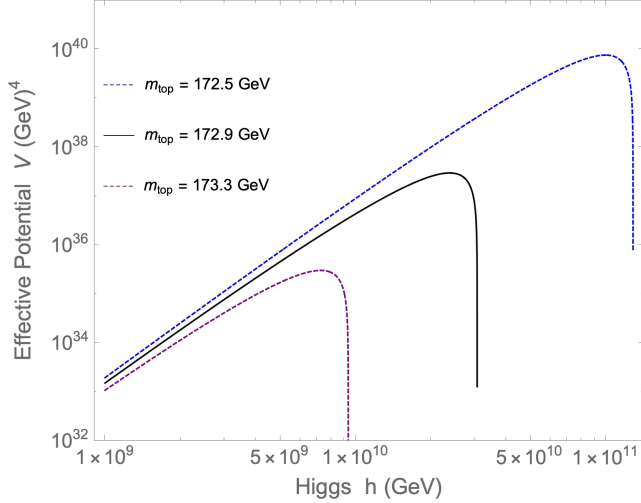


FIG. 1. The two-loop renormalized effective potential of the Higgs field within the SM. The turnover at high scales around h_{\max} [$V'_h(h_{\max}) = 0$] is focused on. Blue dashed curve is $m_{\text{top}} = 172.5$ GeV, black solid curve is $m_{\text{top}} = 172.9$ GeV, and purple dashed curve is $m_{\text{top}} = 173.3$ GeV. After the turnover, the potential runs negative.

side of the potential. Therefore, one should consider the serious possibility that the Higgs field could have fluctuated past h_{\max} during an early era; of particular focus here was an early era of inflation. If this had occurred, the Higgs field could have run down the potential toward infinity, and the Universe would presumably undergo a catastrophic crunch. Important earlier work in this area includes Refs. [8–18].

One may potentially avoid this problem by significantly lowering the scale of inflation or utilizing a large effective mass of the Higgs field during inflation, which we shall discuss later. However, there is still a possible disaster that can take place after inflation during pre- and/or reheating. In particular, one anticipates a direct coupling between the Higgs field and the inflaton, and this can cause (parametric or tachyonic) resonance during reheating that exponentially increases in the value of the Higgs field. In fact, a coupling between the inflaton and Higgs field is required for efficient reheating of the SM, as it is the only renormalizable way a (gauge singlet) inflaton can couple to the SM. Potential ways to handle this problem have been discussed in the literature, including Refs. [19–26].

Altogether, constraints on inflaton Higgs field couplings are needed to determine if a simple model in which the SM is taken seriously to high scales is possible; this is the focus of this work. We will examine all dimension-four couplings between the Higgs field and the inflaton and derive combined bounds on this parameter space from demanding stability both during and after inflation (the final result is the last figure in the paper). We use this to place a bound on the reheating temperature and discuss possible consequences.

II. INFLATON HIGGS FIELD COUPLING

In conventional models of inflation, the exponential expansion of the Universe is driven by a heavy scalar field ϕ —the inflaton. During inflation, the inflaton’s potential was relatively constant with the field at very large values. As a result, the inflaton dominated the Universe, and so the energy density of the early Universe can be approximated as simply the sum of the inflaton’s kinetic and potential energy,

$$\rho(t) = \frac{1}{2}\dot{\phi}^2 + V_\phi(\phi). \quad (2)$$

As the Universe expanded, most fields fell down their potential toward zero. However, since the inflaton potential was roughly constant at this time, its field and, in turn, $\rho(t)$ would have also remained roughly constant.

The Friedman equation

$$H^2(t) = \frac{\dot{a}^2(t)}{a^2(t)} = \frac{8\pi G}{3}\rho(t), \quad (3)$$

where $H(t)$ is the Hubble parameter and $a(t)$ is the scale factor, says that if ϕ undergoes sufficient Hubble parameter friction and moves slowly, $\rho(t)$ is nearly constant, so the solution for $a(t)$ is approximately exponential $a(t) \propto e^{Ht}$.

As the inflaton continues to roll, inflation will eventually end. Our primary interest here is in the era immediately following the end of inflation (although we shall also consider further bounds from the inflationary phase itself). During this subsequent era, the inflaton must have decayed into the SM in order to reheat the Universe. Plausibly, this was dominated by the inflaton’s decay into the Higgs field as it is the only possible renormalizable channel (for a gauge singlet inflaton). All other particles in the SM must couple to the inflaton via higher order operators and therefore may be highly suppressed.

A. Action and inflaton evolution

The action for gravity, the Higgs field, and the inflaton (units $\hbar = c = 1$, signature $+- --$) is given by

$$S = \int d^4x \sqrt{-g} \left[\frac{-\mathcal{R}}{16\pi G_N} + \frac{1}{2}g^{\mu\nu}\partial_\mu h\partial_\nu h + \frac{1}{2}g^{\mu\nu}\partial_\mu \phi\partial_\nu \phi - V_h(h) - V_\phi(\phi) - \frac{\kappa}{2}\phi h^2 \right]. \quad (4)$$

The $-\kappa\phi h^2/2$ term provides perturbative inflaton decay into two Higgs field particles, as illustrated in the upper part of Fig. 2. Moreover, it is critical for understanding how the Higgs field will grow during reheating, which can be resonant. The coefficient κ (which has units of mass) specifies its strength. The only other allowed renormalizable interaction is $\sim -\alpha\phi^2 h^2/2$ and will be discussed in

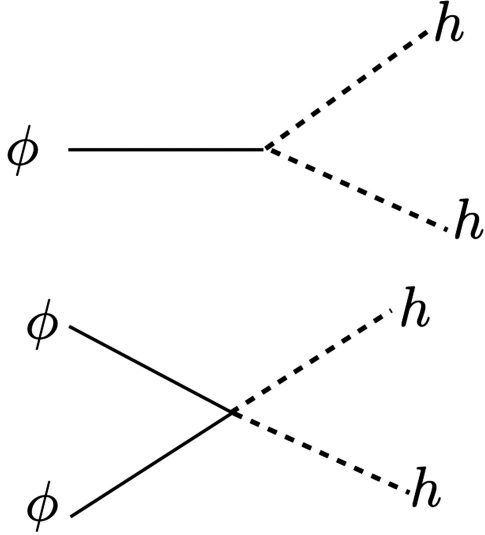


FIG. 2. Upper: Feynman diagram for the inflaton decay into two Higgs field particles ($\frac{\kappa}{2}\phi h^2$). Lower: Feynman diagram for inflaton annihilation into two Higgs field particles ($\frac{g}{2}\phi^2 h^2$).

Sec. VIII (see lower part of Fig. 2). Other terms in the action, including terms for all other SM particles and their interactions, may be small during reheating because they can only couple to the (gauge singlet) inflaton through higher dimension operators and will not be included in our simplified analysis.

With the above action, the following is the Heisenberg equation of motion for the inflaton:

$$\ddot{\hat{\phi}} + 3H(t)\dot{\hat{\phi}} + \frac{\partial V_{\phi}}{\partial \hat{\phi}} = 0. \quad (5)$$

To first approximation, the inflaton is a classical field with small quantum fluctuations,

$$\hat{\phi}(t) = \phi(t) + \delta\hat{\phi}(t). \quad (6)$$

Since the quantum fluctuations relative to the classical background are very small in standard inflationary models, the inflaton can be approximated as simply its classical background field $\phi(t)$ when we study the impact on the Higgs field.

During reheating, the inflaton's potential can be approximated by a mass term around its minimum,

$$V_{\phi}(\phi) = \frac{1}{2}m_{\phi}^2\phi^2. \quad (7)$$

Using this potential in the (classical version of) Eq. (5) gives

$$\ddot{\phi} + 3H(t)\dot{\phi} + m_{\phi}^2\phi = 0, \quad (8)$$

so the equation of motion is that of a damped harmonic oscillator with the Hubble parameter acting as a friction term.

B. Higgs field evolution equations

The Heisenberg equation of motion for the Higgs field is

$$\ddot{\hat{h}} + 3H(t)\dot{\hat{h}} - \frac{\nabla^2 \hat{h}}{a^2(t)} + \frac{\partial V_h}{\partial \hat{h}} + \kappa\phi(t)\hat{h} = 0. \quad (9)$$

For simplicity, the partial derivative of the Higgs field potential can be dropped from the equation of motion. It turns out that this term is around 5 orders of magnitude smaller than $\kappa\phi\hat{h}$ when we expand around the Higgs field vacuum. It therefore has a negligible effect during the first stages of evolution. Of course, once the inflaton has completely decayed into the Higgs field, the $\kappa\phi\hat{h}$ term goes away and the shape of the Higgs field potential becomes critical. If the Higgs field is on the other side of the hilltop at that point, then it would run down the potential and cause a disaster. Therefore, while the Higgs field potential can be neglected during the first stages of reheating, it will be critical in our understanding of the final analysis. Therefore, we shall incorporate its effects qualitatively by noting that this problem can occur. Ultimately, a more precise analysis would involve the inclusion of this term throughout the entire analysis. This renders the equations nonlinear, with a $\sim\lambda\hat{h}^3$ term. This could be handled with full lattice simulations. However, this is beyond the scope of the current work. Our results are therefore approximate and can be improved upon with more detailed simulations. However, the qualitative and semiquantitative results found here are anticipated to provide a reasonable estimate.

In this absence of the regular Higgs field potential term, the resulting equation is linear, so it is useful to take a Fourier transform, and the equation of motion is then given in terms of the wave number k as

$$\ddot{\hat{h}}_k + 3H(t)\dot{\hat{h}}_k + \frac{k^2}{a^2(t)}\hat{h}_k + \kappa\phi(t)\hat{h}_k = 0. \quad (10)$$

Since the equation of motion is now linear with respect to the Higgs field, and the background metric and inflaton are approximated as carrying spatial translation invariance, the Higgs field can be solved in terms of mode functions $v_k(t)$, as follows:

$$\hat{h}(\vec{x}, t) = \int \frac{d^3k}{(2\pi)^3} \left[(v_k(t)\hat{a}_k + v_{-k}^*(t)\hat{a}_{-k}^\dagger) e^{i\vec{k}\cdot\vec{x}} \right]. \quad (11)$$

Since the annihilation and creation operators are constant in time, they can be factored out; thus the mode functions must satisfy the same equation of motion,

$$\ddot{v}_k + 3H(t)\dot{v}_k + \frac{k^2}{a^2(t)}v_k + \kappa\phi(t)v_k = 0. \quad (12)$$

Thus, one needs to solve this set of ordinary differential equations in order to solve the theory at the linear level.

In the free theory, where the Higgs field and inflaton are not coupled and $\kappa = 0$, the solution to this equation of motion is

$$v_k(t) = \frac{1}{a_i \sqrt{2k}} \exp\left(\frac{-ikt}{a_i}\right), \quad (13)$$

where the particular solution is chosen to maintain the Higgs field's commutation relations. In the coupled theory, this solution is an initial condition that the Higgs field evolves away from as the inflaton evolves.

We are interested in computing the evolution, as the coupling to the inflaton may cause a radical growth in its variance. This will imply the Higgs field would have a significant probability of being on the dangerous side of the effective potential V_h . The variance is readily calculated from Eq. (11) to be

$$\langle \hat{h}^2 \rangle = \int \frac{d^3 k}{(2\pi)^3} |v_k(t)|^2. \quad (14)$$

In the initial vacuum state and in absence of coupling, the variance in the Higgs field can be calculated by inserting Eq. (13) into Eq. (14),

$$\langle h^2 \rangle_{\text{free}} = \int \frac{d^3 k}{(2\pi)^3} \frac{1}{2a_i^2 k}, \quad (15)$$

or, after integrating out the angular components,

$$\langle h^2 \rangle_{\text{free}} = \int \frac{dk}{4a_i^2 \pi^2} k. \quad (16)$$

While this integral is formally UV divergent, we will be only interested in a smoothed field with a cutoff set by a bubble size (to be discussed in Sec. V) so, in fact, the relevant fluctuations are finite (the two-point correlation function is finite on the scales of interest). Introducing nonzero values of κ corresponds to solutions that evolve away from Eq. (13). By dividing out the variance of the interacting theory by the variance of the free theory, the *growth* in variance can be determined.

III. SIMPLIFIED ANALYSIS

In the next section, we shall solve these equations numerically. However, for now it is useful to gain intuition and develop approximate semianalytical results.

The solution to Eq. (12) is different for each value of k . We will choose a discrete value for k and then sum the results. Equation (12) can first be approximated by treating the time-dependent prefactors as varying adiabatically slowly. This means it becomes a type of Mathieu equation. Solving this gives a better understanding of the best range

of k values to sum over. The Mathieu equation has the canonical form

$$\frac{d^2 y}{d\tau^2}(\tau) + (A - 2q \cos(2\tau))y(\tau) = 0. \quad (17)$$

Its solutions are of the form

$$y(\tau) = e^{\mu\tau} f_1(\tau) + e^{-\mu\tau} f_2(\tau), \quad (18)$$

where $f_{1,2}(\tau)$ are periodic. If the so-called Floquet exponent μ is real, the growth is exponential, otherwise the growth is absent.

The Mathieu equation requires a harmonic driving term that can come from the inflaton field. As in Eq. (7), the inflaton potential resembles that of a harmonic oscillator during reheating, and so the field can be approximated as

$$\phi(t) \approx \phi_{\text{amp}}(t) \cos(m_\phi t). \quad (19)$$

The inflaton's equation of motion (8), includes a Hubble parameter friction term. This can be incorporated in this approximation by allowing the envelope ϕ_{amp} to decrease with time as the Universe expands. In particular, since reheating is approximately a matter dominated era (as the inflaton's oscillations lead to the pressure averaging to zero), the Hubble parameter during this time can be approximated as

$$H(t) \approx \frac{2}{3t}, \quad (20)$$

so that

$$a(t) \approx a(t_i) \left(\frac{t}{t_i}\right)^{2/3}. \quad (21)$$

This approximation is not precise right at the start of reheating, the end of inflation, but becomes more accurate over time as the Universe transitions from the accelerating phase to an effective matter dominated phase. Under these approximations, $\phi_{\text{amp}}(t)$ decreases as

$$\phi_{\text{amp}}(t) = \phi_i \left(\frac{a(t_i)}{a(t)}\right)^{3/2}. \quad (22)$$

To ensure that these are reasonable approximations, they are compared to numerical solutions for $H(t)$ and $\phi(t)$ from solving Eqs. (2), (3), and (8). This is shown in Fig. 3. As expected, these approximations become increasingly accurate at later times (the late time offset in ϕ is just a phase shift).

To generate these and other plots, we take the inflaton mass to be $m_\phi \approx 1.4 \times 10^{13}$ GeV (a value expected in chaotic inflation [27]). Calculations are done in units of m_ϕ , such that the reduced Planck mass is

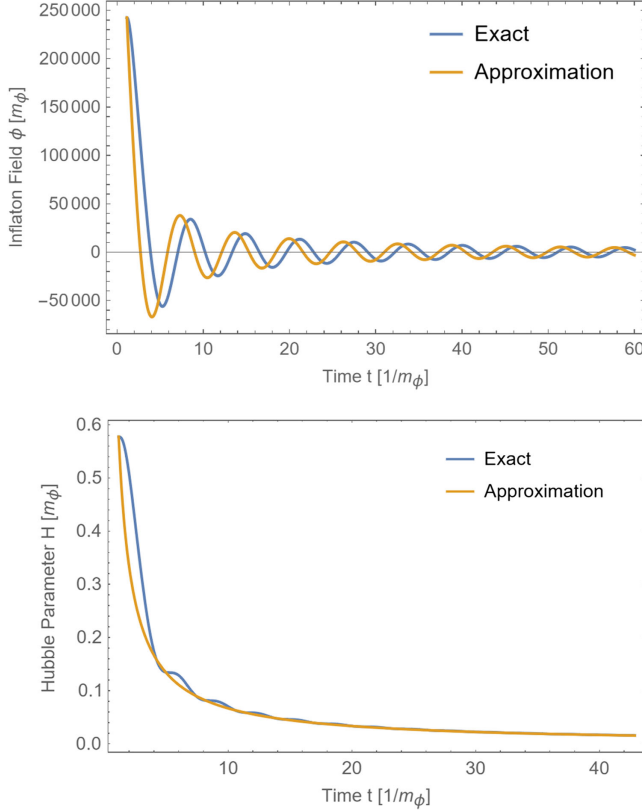


FIG. 3. Upper: comparison of exact and approximate solutions of the inflaton field. Lower: comparison of exact and approximate solutions of the Hubble parameter.

$M_{\text{Pl}} = 1/\sqrt{8\pi G} = 2.4 \times 10^{18} \text{ GeV} \approx 1.7 \times 10^5 m_\phi$, and $\phi_i = \sqrt{2}M_{\text{Pl}}$ is the field value at the end of inflation under the quadratic potential approximation.

In addition to approximating the inflaton field as a classically oscillating function, the expansion terms that depend on time must be removed from Eq. (12) in order to approximate it as a Mathieu equation. The adiabatic approximation involves replacing in the inflaton field by decreasing ϕ_{amp} with time according to Eq. (22) so as to capture its effects. Similarly, $a(t)$ can be removed from the equation of motion with the following substitution:

$$k_{\text{phys}}(t) = \frac{k}{a(t)}. \quad (23)$$

Here, $k_{\text{phys}}(t)$ is the physical wave number at a particular point in time and decreases as the Universe expands. By allowing $k_{\text{phys}}(t)$ and $\phi_{\text{amp}}(t)$ to decrease with time, expansion will be approximately captured in the solution, and so the Hubble parameter term can be dropped in this first analysis.

Substituting these approximations into Eq. (12) gives

$$\ddot{v}_k(t) + (k_{\text{phys}}^2 + \kappa\phi_{\text{amp}} \cos(m_\phi t))v_k(t) = 0. \quad (24)$$

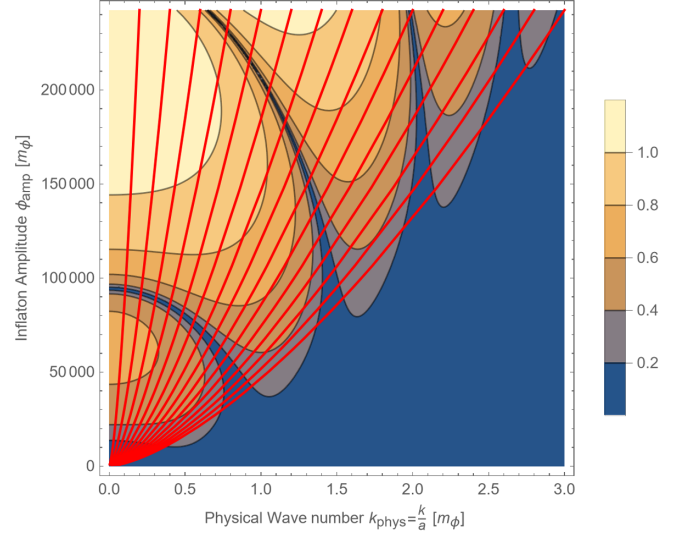


FIG. 4. Floquet exponent for Higgs field resonance due to cubic coupling decay for $\kappa = 4 \times 10^{-5} m_\phi$. Brighter yellow regions represent regions of greater resonance and a larger characteristic exponent as specified by the color legend. The red lines represent how a particular wave number k evolves as $k_{\text{phys}}(t)$ and $\phi_{\text{amp}}(t)$ decrease with the expansion of the Universe.

Comparing Eq. (24) to Eq. (17), the following change of variables must be made to reproduce a Mathieu equation:

$$\tau = \frac{m_\phi t}{2}, \quad A = \frac{4k_{\text{phys}}^2}{m_\phi^2}, \quad q = \frac{2\kappa\phi_{\text{amp}}}{m_\phi^2}. \quad (25)$$

The resulting Floquet exponents μ are plotted as contours in Fig. 4 as a function of $k_{\text{phys}}(t)$ and $\phi_{\text{amp}}(t)$ for $\kappa = 4 \times 10^{-5} m_\phi$. The red lines in Fig. 4 represent a discrete set of values of comoving wave number k , which redshift to the left according to $k_{\text{phys}}(t) \propto 1/a(t)$ and downward according to $\phi_{\text{amp}}(t) \propto 1/a(t)^{3/2}$ as the Universe expands. From this approximation and further numerical analysis, the range $0.2 \leq k/m_\phi \leq 3$ and resolution $\Delta k/m_\phi = 0.2$ were found to be sufficient, as all these lines pass through the yellow bands of significant resonance.

IV. FULL NUMERICAL ANALYSIS

With a range of k values chosen, $v_k(t)$ can be numerically calculated according to Eq. (12) and the Higgs field variance can be calculated according to Eq. (14). The growth in the Higgs field is measured as the ratio between the variance in the coupled theory and the variance in the free theory,

$$\text{growth} = \frac{\langle h^2 \rangle}{\langle h^2 \rangle_{\text{free}}}. \quad (26)$$

For two values of κ , this growth is shown in the upper and lower panels of Fig. 5. These plots illustrate how sensitive the Higgs field is to a small change in κ as a factor of 2 causes a difference in growth of 10^5 . To determine if the

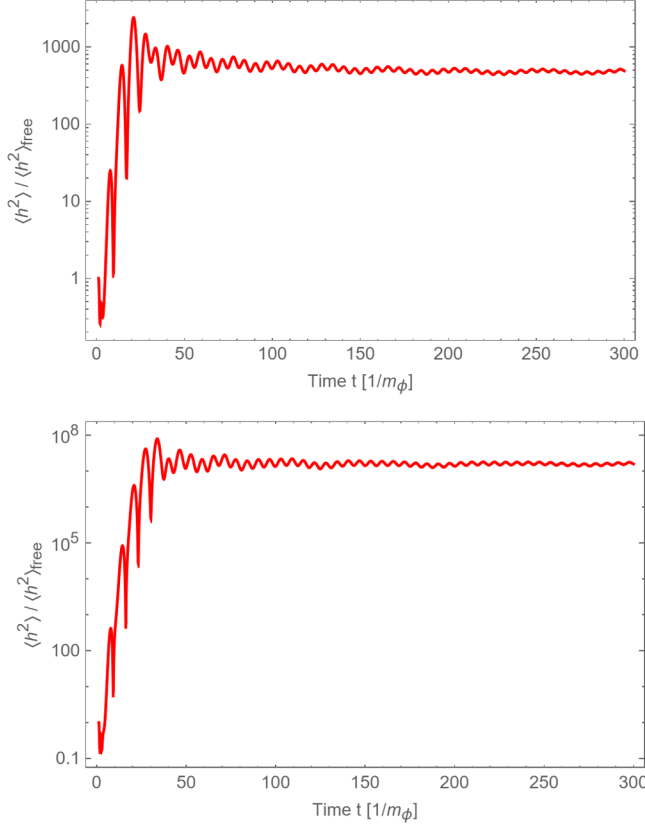


FIG. 5. Upper: growth in Higgs field variance $\langle h^2 \rangle / \langle h^2 \rangle_{\text{free}}$ with respect to time for $\kappa = 2 \times 10^{-5} m_\phi$. Lower: growth in Higgs field variance $\langle h^2 \rangle / \langle h^2 \rangle_{\text{free}}$ with respect to time for $\kappa = 4 \times 10^{-5} m_\phi$.

Higgs field will grow past h_{max} , only the end point of the variance plots need to be considered. Figure 6 shows the growth of the Higgs field at late times as a function of κ . There appears to be a dip in Higgs field growth near $\kappa \approx 10^{-5.7} m_\phi$ where the Higgs field apparently decreases at late times. This is possible because the inflaton is oscillating, and so resonance may just coincidentally occur when the inflaton is at a minimum for this value of κ . However, more typically, larger κ tends to lead to much larger growth. In the following section, the amount of growth required for the Higgs field to go over its hilltop will be discussed.

V. CREATING A BUBBLE

The probability distribution of any ground state in quantum mechanics with a quadratic potential is Gaussian. The Higgs field's probability distribution can therefore be approximated as a Gaussian, since its potential is primarily quadratic with a quartic term that only contributes a small correction. So, the probability that the field would grow past h_{max} where the potential $V_h(h)$ peaks is approximately

$$P(h \geq h_{\text{max}}) \propto \exp\left(-\frac{h_{\text{max}}^2}{2\langle h^2 \rangle}\right), \quad (27)$$

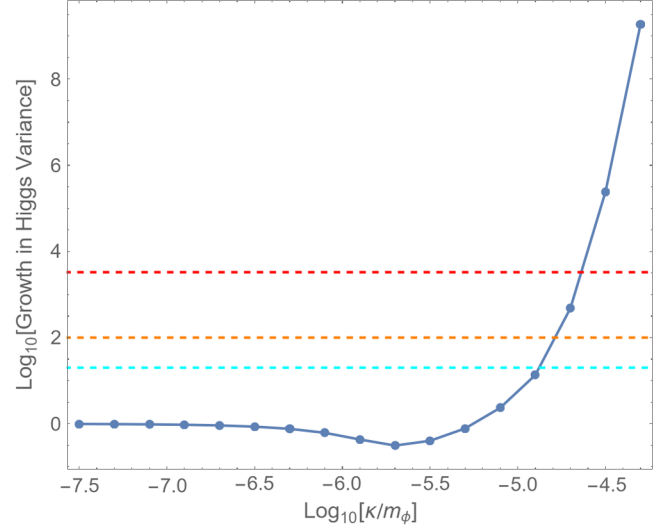


FIG. 6. Late time growth in the Higgs field variance $\langle h^2 \rangle / \langle h^2 \rangle_{\text{free}}$ as a function of κ/m_ϕ . Dotted lines represent where the Higgs field grows by a factor of 20 (cyan), 100 (orange), and 3300 (red).

where we use the fact that we will be typically in the tail of the distribution, so an integral past the peak provides a small correction.

To compute this value, it is important to first note that an individual point in the Higgs field cannot grow independent of the points around it due to field gradients. Rather, a type of bubble will form with a characteristic size R_{bub} and grow. The size of the bubble depends on its height. Numerically, this can be explained by energy conservation. The energy density of the Higgs field is given by

$$\rho_h = \frac{1}{2} \dot{h}^2 + \frac{1}{2} (\nabla h)^2 + V_h(h), \quad (28)$$

where $V_h(h)$ is defined by Eq. (1). As the field fluctuates up the potential, the field around it will tend to grow as well so that the gradient and time derivatives balance this increase in the potential and the energy density does not change too quickly. Given that the field's gradient is approximately equal to its time derivative (for such relativistic bubbles), this balancing act requires that $\frac{1}{2} (\nabla h)^2 \sim V_h(h)$. Noting that the slope of the bubble is approximately its height divided by its characteristic radius, the gradient can be approximated as

$$(\nabla h)^2 \sim \frac{h_{\text{bub}}^2}{R_{\text{bub}}^2}. \quad (29)$$

Therefore, balancing the gradient with the potential means the height of a bubble is approximately proportional to the inverse of the bubble's size,

$$\frac{1}{2} \frac{h^2}{R_{\text{bub}}^2} \sim \frac{|\lambda|}{4} h_{\text{bub}}^4, \quad (30)$$

which implies

$$h_{\text{bub}} \sim \frac{\sqrt{2}}{R_{\text{bub}} \sqrt{|\lambda|}}. \quad (31)$$

Furthermore, the variance $\langle h^2 \rangle$ is also proportional to $1/R_{\text{bub}}$. This is because, when calculating the variance for a bubble according to Eq. (14), the integral only needs to be computed up to wavelengths of about the size of the bubble. Shorter wavelengths would not affect the overall shape of the bubble and can therefore be neglected. For the vacuum, this gives a variance of

$$\langle h^2 \rangle_{\text{free}} \sim \frac{1}{4\pi^2} \int_0^{\frac{2\pi}{R_{\text{bub}}}} dk k = \frac{1}{2R_{\text{bub}}^2}. \quad (32)$$

So, it is clear that the size of the bubble will drop out from the final probability calculations.

A more precise analysis has determined that the ratio of field height to vacuum fluctuations is indeed of this order, but with a corrected $\mathcal{O}(1)$ prefactor [28]

$$\frac{h_{\text{bub}}^2}{2\langle h^2 \rangle_{\text{free}}} = \frac{8\pi^2}{3|\lambda|}. \quad (33)$$

Generally, λ is a function of the Higgs field h , due to the renormalization group flow of the effective potential. It is convenient to have an approximate fitting function for it. A useful form is [8]

$$\lambda_{\text{eff}} \approx -\frac{0.16}{(4\pi)^2} \ln\left(\frac{h^2}{h_{\text{max}}^2 \sqrt{e}}\right). \quad (34)$$

For simpler calculations, λ can be approximated as a constant $\lambda \approx -0.008$. This gives a potential that is somewhat accurate in the regime $V_h(h) < 0$, as seen in Fig. 7, which is the region of interest due to the turnover in the Higgs field potential.

In the vacuum, Eq. (33) can therefore be directly plugged into Eq. (27) with

$$h_{\text{bub}} \rightarrow h_{\text{max}} \quad (35)$$

and $\lambda = -0.008$ to find the probability of the Higgs field going over its hilltop today, when the inflaton coupling has no influence. The result is that $P \sim e^{-3300}$, which recovers the well-known result that the Higgs field in the ordinary vacuum today is very stable.

VI. LIMITS ON CUBIC COUPLING

To find the probability of the Higgs field reaching h_{max} after resonance after inflation, the vacuum variance in Eq. (33) (with $h_{\text{bub}} \rightarrow h_{\text{max}}$) needs to be rescaled by the

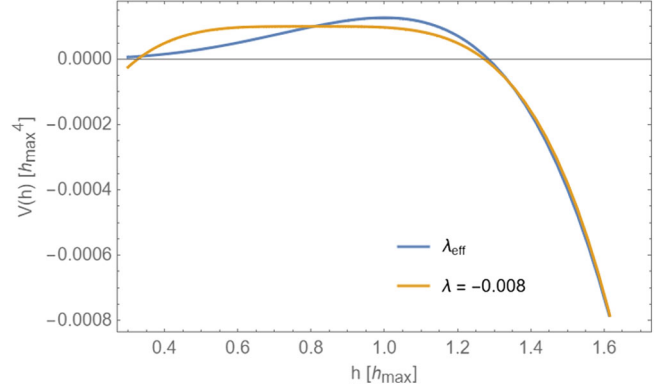


FIG. 7. Comparison of $V_h(h) = \lambda(h)h^4/4$ for the fitting function $\lambda_{\text{eff}}(h)$ versus using a simple constant $\lambda = -0.008$. The latter function requires some translations in field value in order to show this approximate matching, but it is only the curvature determined by λ that is of direct importance here.

increased variance after resonance, which we earlier computed. For a reasonable approximation, the probability can therefore be given as

$$P_{\text{res}}(h \geq h_{\text{max}}) \propto \exp\left[-\frac{8\pi^2}{2|\lambda|} \times \left(\frac{\langle h^2 \rangle}{\langle h^2 \rangle_{\text{free}}}\right)^{-1}\right]. \quad (36)$$

A very generous limit would be to demand that

$$P_{\text{res}} < e^{-1}, \quad (37)$$

which would put the Higgs field at $\sim 40\%$ chance of growing past h_{max} and becoming unstable. Solving for the growth in variance for this limit gives

$$\frac{\langle h^2 \rangle}{\langle h^2 \rangle_{\text{free}}} < 3300. \quad (38)$$

Meanwhile, the most conservative limits would have no more than one Hubble parameter patch go over the hilltop. This is a more reasonable requirement, because even if one patch goes over it could expand to cause the rest of the Universe into a crunch. Since there were about $\sim e^{3N_e}$ Hubble parameter patches, where $N_e \approx 55$, this would correspond to

$$P_{\text{res}} < e^{-3N_e}, \quad (39)$$

which leads to

$$\frac{\langle h^2 \rangle}{\langle h^2 \rangle_{\text{free}}} < 20. \quad (40)$$

If one Hubble parameter patch were to fall down the Higgs field potential, however, the patches around it could pull it

back to the safe side. Therefore, a more reasonable estimate may allow for a little more growth than Eq. (39),

$$\frac{\langle h^2 \rangle}{\langle h^2 \rangle_{\text{free}}} < 100. \quad (41)$$

Each of these limits is indicated in Fig. 6, where the horizontal dotted lines represent where the Higgs field growth is 20 (cyan), 100 (orange), and 3300 (red).

To satisfy the middle requirement (41), we find the bound on the cubic coupling κ is

$$\kappa < 1.6 \times 10^{-5} m_\phi \sim 2.2 \times 10^8 \text{ GeV}. \quad (42)$$

(This result can be compared to Ref. [14] that also placed a bound on this cubic coupling. Related work also includes Refs. [8–13, 15–26].) Here, we are assuming $\kappa > 0$, but the case of negative κ is almost identical as the inflaton oscillates, so the sign is relatively unimportant. So the complete bound is $|\kappa| < 1.6 \times 10^{-5} m_\phi \sim 2.2 \times 10^8 \text{ GeV}$. However, in Sec. X, the positive κ case will be the focus.

VII. BOUND ON REHEAT TEMPERATURE

Limits on inflaton Higgs field couplings can also put constraints on the reheat temperature of the Universe. First, the inflaton decay rate can be calculated under the reasonable assumption that a gauge singlet inflaton primarily decays into the Higgs field. This is because it is only to the Higgs field that one can form renormalizable couplings, while other interactions are dimension five and above, which are plausibly suppressed by a very high scale, such as M_{Pl} . At late times, after any resonance has occurred, perturbative tree-level decay into the Higgs field from the cubic coupling can be most important,

$$\Gamma(\phi \rightarrow hh) = \frac{g_h}{32\pi} \frac{\kappa^2}{m_\phi}, \quad (43)$$

where $g_h = 4$ is the number of components in the Higgs field. Using the bound on κ in Eq. (42) and assuming an inflaton mass of $\sim 1.4 \times 10^{13} \text{ GeV}$, this corresponds to a bound on the decay rate of $\Gamma(\phi \rightarrow hh) \lesssim 2.2 \times 10^{26} \text{ sec}^{-1}$.

As the inflaton decays, the large amount of energy stored in its mass is converted into kinetic energy in the significantly lighter Higgs field and then the rest of the SM, producing a bath of relativistic particles. These particles will rapidly thermalize at time $t \sim 1/\Gamma$. Since the Hubble parameter at this time is around $H \sim 1/t$ as the Universe becomes matter dominated during reheating, so it is true that $H \sim \Gamma$ at this time. Given an approximate value for H , the energy density of the thermal bath can be calculated from the Friedman equation (3). The temperature of this thermalized sea of radiation can then be calculated from its energy density,

$$\rho = \frac{\pi^2}{30} g T^4, \quad (44)$$

where $g = 106.75$ represents the degrees of freedom in the SM (if other new degrees of freedom are present, we assume it does not increase the total g too much). These calculations give a reheat temperature of

$$T_{\text{reh}} \approx 0.5 \sqrt{\Gamma M_{\text{Pl}}}. \quad (45)$$

Therefore, the calculated constraints on κ from Eq. (42) give a reheat temperature bound of

$$T_{\text{reh}} \lesssim 9.2 \times 10^9 \text{ GeV}, \quad (46)$$

where the uncertainty arises from the uncertainty in inflaton mass. (This can be compared to the work in Ref. [14] that also placed a bound on the reheat temperature.) Interestingly, this temperature is well below the temperature required in grand unified theory scale models of baryogenesis that may help to explain the matter to antimatter asymmetry, so this is potentially quite important.

VIII. INCLUDING QUARTIC COUPLING

While the resonance due to the $-\kappa\phi h^2/2$ term in Eq. (4) may dominate the growth in the Higgs field, an inflaton annihilation term $-\alpha\phi^2 h^2/2$ in the action can also be considered,

$$S = \int d^4x \sqrt{-g} \left[\frac{-\mathcal{R}}{16\pi G_N} + \frac{1}{2} g^{\mu\nu} \partial_\mu h \partial_\nu h + \frac{1}{2} g^{\mu\nu} \partial_\mu \phi \partial_\nu \phi - V_h(h) - V_\phi(\phi) - \frac{\kappa}{2} \phi h^2 - \frac{\alpha}{2} \phi^2 h^2 \right]. \quad (47)$$

The Feynman diagram for this annihilation is given in the lower part of Fig. 2. This changes the equation of motion for the mode functions to

$$\ddot{v}_k(t) + 3H(t)\dot{v}_k + \frac{k^2}{a^2(t)} v_k + \kappa\phi(t)v_k + \alpha\phi^2(t)v_k = 0. \quad (48)$$

Following the same steps as before, the Mathieu approximations can be used again to analyze the effects of varying α by first setting $\kappa = 0$ and noticing that

$$\phi(t)^2 \approx \phi_{\text{amp}}(t)^2 \cos^2(m_\phi t) = \frac{\phi_{\text{amp}}(t)^2}{2} (1 + \cos(2m_\phi t)). \quad (49)$$

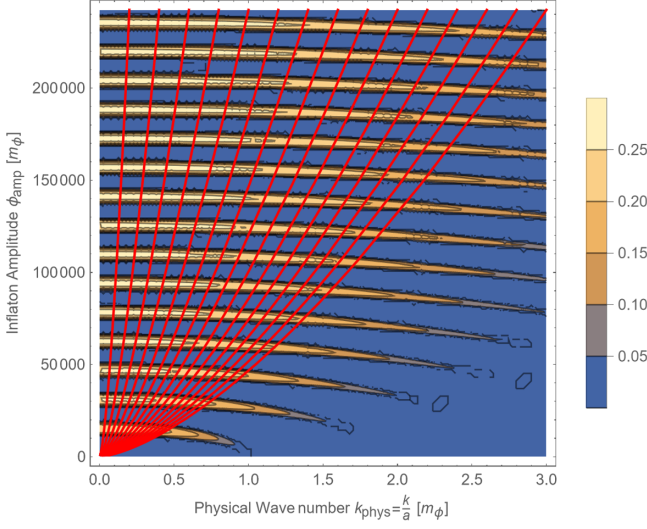


FIG. 8. Floquet exponent for Higgs field resonance due to quartic coupling for $\alpha = 10^{-8}$ (and $\kappa = 0$). Brighter yellow regions represent regions of greater resonance and a larger characteristic exponent as specified by the color legend. The red lines represent how a particular wave number k evolves as $k_{\text{phys}}(t)$ and $\phi_{\text{amp}}(t)$ decrease with the expansion of the Universe.

Thus, the change of variables for the pure α theory analogous to Eq. (25) is

$$\tau = m_\phi t, \quad A = \frac{k_{\text{phys}}^2}{m_\phi^2} + \frac{\alpha}{2m_\phi^2} \phi_{\text{amp}}^2, \quad q = \frac{\alpha}{4m_\phi^2} \phi_{\text{amp}}^2. \quad (50)$$

The Floquet exponent for $\alpha = 10^{-8}$ (with $\kappa = 0$) with respect to ϕ_{amp} and k_{phys} is shown in Fig. 8.

Figure 9 shows the numerically calculated growth for a pure α theory as well as the previously discussed constraints. Unlike in the pure κ theory, the growth in the Higgs fields fluctuates even as α increases steadily. The reason for this may be due to the fact that the bands of resonance in Fig. 8 are much more narrow than in Fig. 4. As result, the Universe may spend very little time in the resonance bands when $\kappa = 0$. Meanwhile, ϕ is consistently oscillating as a cosine, and so ϕ can accidentally pass through a maximum or minimum as it redshifts through the instability bands. As a result, a small shift in the bands can result in an altered amount of resonance either up or down. However, the overall trend for large α is growth.

Limiting the Higgs field growth to be a factor of around 100, as discussed earlier, gives the bound

$$\alpha < 10^{-8}. \quad (51)$$

(This result can be compared to Ref. [13], which also placed a bound on this quartic coupling. Related work also includes Refs. [8–12, 14–26].) Note that here we are only considering the case $\alpha \geq 0$, as the negative α case leads to

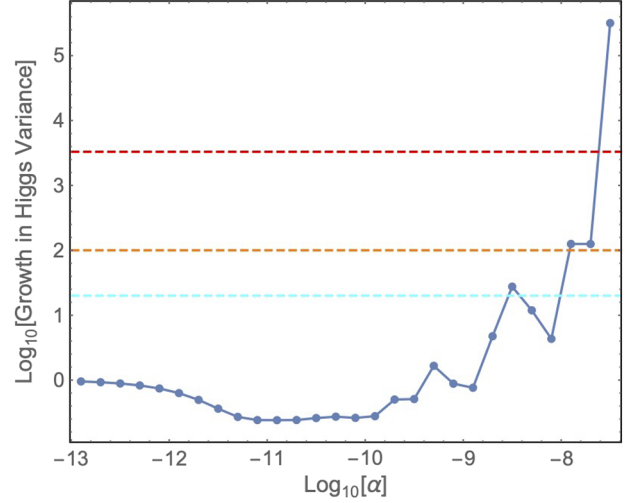


FIG. 9. Late time growth in Higgs field variance $\langle h^2 \rangle / \langle h^2 \rangle_{\text{free}}$ as a function of α (with $\kappa = 0$). Dotted lines represent where the Higgs field grows by a factor of 20 (cyan), 100 (orange), and 3300 (red).

an unbounded inflation-Higgs field potential, which we do not consider here.

IX. COMBINING CUBIC AND QUARTIC

Finally, the growth in the Higgs field with *both* cubic κ and quartic α couplings included can be calculated numerically from Eq. (48). The resulting constraints are given in Fig. 10. The plot recovers the limits as were previously discussed in this paper, if one sets one of the parameters

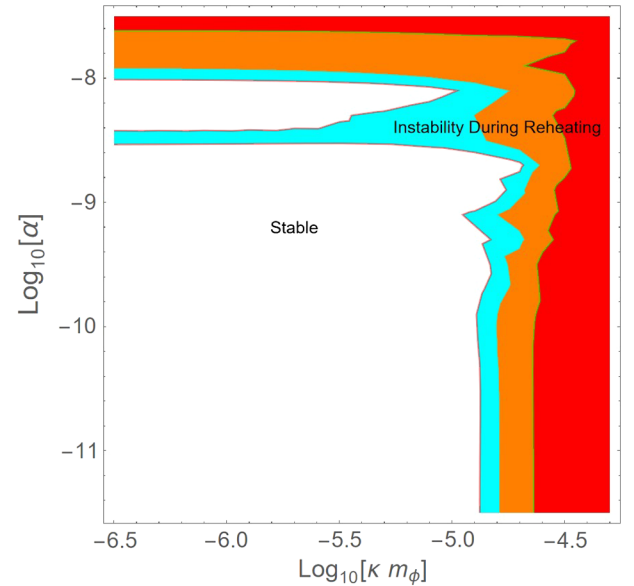


FIG. 10. Constraints on κ and α during reheating. The colored regions correspond to violating $\langle h^2 \rangle / \langle h^2 \rangle_{\text{free}} < 20$ (conservative bound, cyan), 100 (intermediate bound, orange), and 3300 (generous bound, red).

toward zero. The contour lines again appear jagged, which is due to the same reason the pure α (and to some extent pure κ) results in Fig. 9 were not smooth.

Figure 10 is one of our primary results, however, we shall constrain the allowed parameter space further in the next section.

X. INSTABILITY DURING INFLATION

Apart from resonance caused by inflaton couplings during reheating, the Higgs field is also at risk of going over its hilltop *during* inflation due to the large energy scales at this time. This is because, even though the inflaton is slowly rolling during inflation and there is no resonance into the Higgs field, there can be important quantum fluctuations. Specifically, the Gibbons-Hawking de Sitter temperature of inflation is [29]

$$T_{\text{dS}} = \frac{H_{\text{inf}}}{2\pi}. \quad (52)$$

As a result, any light scalar field fluctuates as $\sqrt{\langle h^2 \rangle} \approx H_{\text{inf}}/2\pi$ per Hubble parameter time. Since inflation lasted about $N_e \approx 55$ Hubble parameter times, the total fluctuation after random walks becomes

$$\sqrt{\langle h^2 \rangle} \approx \sqrt{N_e} \frac{H_{\text{end}}}{2\pi}, \quad (53)$$

where H_{end} represents Hubble parameter at the end of inflation and may be close to $\sim 10^{13}$ GeV (it cannot be significantly larger, as this would overproduce gravitational waves). Such fluctuations already exceed the h_{max} values seen in Fig. 1.

Interestingly, coupling to the inflaton can actually help this issue. During inflation, the inflaton field is very large and roughly constant. As a result, the coupling terms in the potential $\Delta V = \frac{1}{2}(\kappa\phi_{\text{inf}} + \alpha\phi_{\text{inf}}^2)h^2$ can be interpreted as an additional effective Higgs field mass,

$$m_{\text{eff}}^2 \equiv \kappa\phi_{\text{inf}} + \alpha\phi_{\text{inf}}^2. \quad (54)$$

This effective mass can push h_{max} to higher energies during inflation and help to avoid causing an instability during inflation. Combining this new effective contribution to the Higgs field potential, with the renormalized potential, we obtained the total Higgs field potential in Fig. 11.

In order to save the Higgs field from creating an instability, it is necessary that $h_{\text{max}}^{(\text{inf})} \gg \sqrt{\langle h^2 \rangle} \sim 10^{13}$ GeV. The same probability arguments from earlier can be applied to find the required $h_{\text{max}}^{(\text{inf})}$. For a generous constraint,

$$P_{\text{inf}} \propto \exp\left(-\frac{(h_{\text{max}}^{(\text{inf})})^2}{2\langle h^2 \rangle}\right) < e^{-1} \quad (55)$$

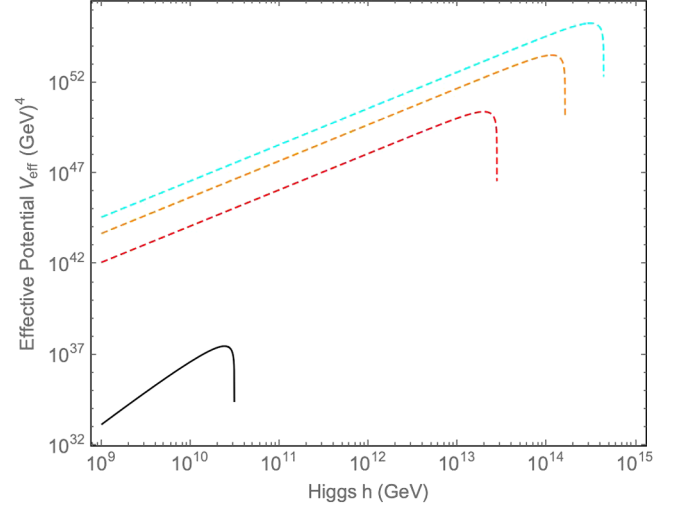


FIG. 11. Higgs field potential including additional effective masses of 0 (solid black), 1.6×10^{12} GeV (dashed red), 10^{13} GeV (dashed orange), and 2.8×10^{13} GeV (dashed cyan). This is for the central top mass value of $m_{\text{top}} = 172.9$ GeV. The red, orange, and cyan correspond to the generous, intermediate, and conservative limits on the effective mass, respectively.

would put the probability the Higgs field growing too large during inflation at around 40%. This corresponds to

$$h_{\text{max}}^{(\text{inf})} > \sqrt{2\langle h^2 \rangle} \approx 2 \times 10^{13} \text{ GeV}. \quad (56)$$

For a very conservative estimate, the probability of reaching $h_{\text{max}}^{(\text{inf})}$ can be set again to e^{-3N_e} so that only one Hubble parameter patch may become unstable,

$$P_{\text{inf}} < e^{-3N_e}. \quad (57)$$

This puts the hilltop at

$$h_{\text{max}}^{(\text{inf})} > \sqrt{3N_e} \sqrt{2\langle h^2 \rangle} \approx 3 \times 10^{14} \text{ GeV}. \quad (58)$$

By adding the effective mass to the Higgs field potential, the turnover $h_{\text{max}}^{(\text{inf})}$ can be determined as a function of κ and α .

The generous constraint corresponds to $m_{\text{eff}} > m_{\text{crit}} = 1.6 \times 10^{12}$ GeV, while the conservative constraint corresponds to the bound $m_{\text{eff}} > m_{\text{crit}} = 2.8 \times 10^{13}$ GeV. An intermediate value can be taken to be $m_{\text{eff}} > m_{\text{crit}} = 10^{13}$ GeV. Note that toward the end of inflation, ϕ decreases to the value ϕ_{inf} , decreasing m_{eff} and, therefore, this provides the tightest bound. By estimating the end of inflation as $\phi_{\text{inf}} = \sqrt{2}M_{\text{Pl}}$, the following constraint can be put on the coupling coefficients:

$$\sqrt{2}\kappa M_{\text{Pl}} + 2\alpha M_{\text{Pl}}^2 > m_{\text{crit}}^2. \quad (59)$$

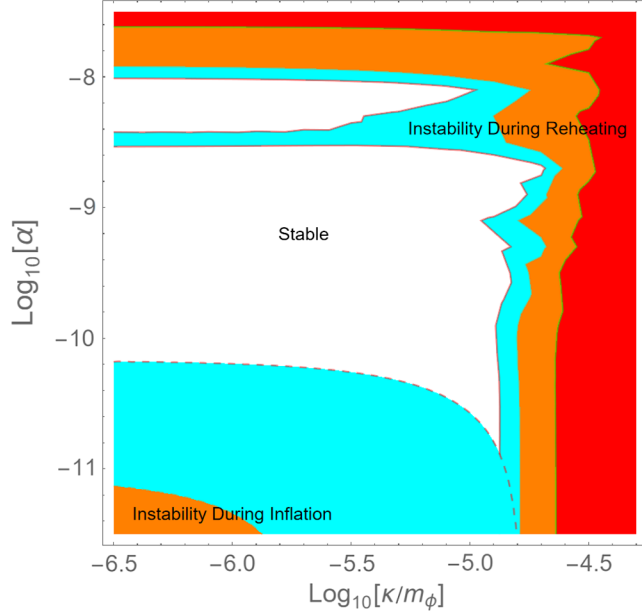


FIG. 12. Parameter space due to both reheating and inflation. The (dashed) cyan area corresponds to violating the most conservative constraints $m_{\text{eff}} > 2.8 \times 10^{13}$ GeV. The red area corresponding to violating the most generous constraint $m_{\text{eff}} > 1.6 \times 10^{12}$ GeV is not contained within the plot shown. The orange area corresponds to violating an intermediate value of $m_{\text{eff}} > 10^{13}$ GeV.

These constraints can be added to Fig. 10 to produce Fig. 12, which is our primary result. This figure extends beyond existing results and is useful to summarize the space of allowed couplings.

In this figure, the white (blank) region is allowed, as the Higgs field is sufficiently stable. While the colored regions are ruled out, due to either an instability during reheating (upper right) or an instability during inflation (lower left). Here we focus on $\kappa > 0$; for $\kappa < 0$, the constraints from inflation are more severe, as this coupling worsens the problem (we are adopting the convention that $\phi_{\text{inf}} > 0$).

Figure 12 implies that α must be nonzero in order to avoid instabilities during inflation. At the same time, it must be true that κ is nonzero in order for inflaton decay to properly reheat the Universe. While $\kappa = 0$ would not cause an instability during reheating or during inflation, it would

mean that the inflaton could only produce Higgs field particles via annihilation. This process requires two inflaton particles to find each other, which becomes less and less probable with time.

XI. CONCLUSION

In this work, we have taken the SM seriously to high energies. Under this assumption, we have shown that (for weak couplings) the inflaton cubic coupling to the Higgs field must have a coupling strength of at most $\kappa < 1.6 \times 10^{-5} m_\phi \sim 2.2 \times 10^8$ GeV, while the coefficient for the quartic coupling is constrained by $\alpha < 10^{-8}$. This arises from demanding that the probability of the Higgs field going over its hilltop remains low despite resonance effects. The upper bound on κ also places a bound on the reheat temperature of $T_{\text{reh}} \lesssim 9.2 \times 10^9$ GeV, since in this framework inflaton decays into Higgs field would dominate. This may have important implications for classes of models of baryogenesis, which often appeal to extremely high temperatures. Further constraints arise during inflation from de Sitter fluctuations, implying α must be nonzero, while κ must also be nonzero for the inflaton to decay efficiently.

Further work includes considering other possible couplings between the inflaton and SM particles. Although these would be higher dimension operators, it would be important to determine under what conditions this may impact the results found here.

Other directions include the work in Ref. [26], where it was found that if the inflaton Higgs field cubic coupling κ is significantly larger than that focused on here (namely, $\kappa \sim 0.5 m_\phi$), and if the inflaton is moderately light ($m_\phi \lesssim 10^{12}$ GeV), one can cure the Higgs field potential entirely (this would be in a region far to the right of that displayed in Fig. 12). It would be useful to explore a larger portion of parameter space to consider all these possibilities.

ACKNOWLEDGMENTS

M.P.H is supported in part by National Science Foundation Grants No. PHY-2013953 and No. PHY-2310572.

- [1] M. Sher, Electroweak Higgs potentials and vacuum stability, *Phys. Rep.* **179**, 273 (1989).
- [2] G. Isidori, G. Ridolfi, and A. Strumia, On the metastability of the standard model vacuum, *Nucl. Phys.* **B609**, 387 (2001).

- [3] J. Ellis, J. R. Espinosa, G. F. Giudice, A. Hoecker, and A. Riotto, The probable fate of the standard model, *Phys. Lett. B* **679**, 369 (2009).
- [4] G. Degrandi, S. Di Vita, J. Elias-Miró, J. R. Espinosa, G. F. Giudice, G. Isidori, and A. Strumia, Higgs mass and vacuum

- stability in the standard model at NNLO, *J. High Energy Phys.* **08** (2012) 098.
- [5] J. Elias-Miro, J. R. Espinosa, G. F. Giudice, G. Isidori, A. Riotto, and A. Strumia, Higgs mass implications on the stability of the electroweak vacuum, *Phys. Lett. B* **709**, 222 (2012).
 - [6] M. Tanabashi *et al.* (Particle Data Group), Review of particle physics, *Phys. Rev. D* **98**, 030001 (2018) and 2019 update.
 - [7] M. Butenschoen, B. Dehnadi, A. H. Hoang, V. Mateu, M. Preisser, and I. W. Stewart, Top quark mass calibration for Monte Carlo event generators, *Phys. Rev. Lett.* **117**, 232001 (2016).
 - [8] J. R. Espinosa, G. F. Giudice, E. Morgante, A. Riotto, L. Senatore, A. Strumia, and N. Tetradis, The cosmological Higgstory of the vacuum instability, *J. High Energy Phys.* **09** (2015) 174.
 - [9] J. Kearney, H. Yoo, and K. M. Zurek, Is a Higgs vacuum instability fatal for high-scale inflation?, *Phys. Rev. D* **91**, 123537 (2015).
 - [10] W. E. East, J. Kearney, B. Shakya, H. Yoo, and K. M. Zurek, Spacetime dynamics of a Higgs vacuum instability during inflation, *Phys. Rev. D* **95**, 023526 (2017).
 - [11] M. Herranen, T. Markkanen, S. Nurmi, and A. Rajantie, Spacetime curvature and Higgs stability after inflation, *Phys. Rev. Lett.* **115**, 241301 (2015).
 - [12] C. Gross, O. Lebedev, and M. Zatta, Higgs–inflaton coupling from reheating and the metastable universe, *Phys. Lett. B* **753**, 178 (2016).
 - [13] Y. Ema, K. Mukaida, and K. Nakayama, Fate of electroweak vacuum during preheating, *J. Cosmol. Astropart. Phys.* **10** (2016) 043.
 - [14] K. Enqvist, M. Karciauskas, O. Lebedev, S. Rusak, and M. Zatta, Postinflationary vacuum instability and Higgs–inflaton couplings, *J. Cosmol. Astropart. Phys.* **11** (2016) 025.
 - [15] K. Kohri and H. Matsui, Higgs vacuum metastability in primordial inflation, preheating, and reheating, *Phys. Rev. D* **94**, 103509 (2016).
 - [16] K. Kohri and H. Matsui, Electroweak vacuum instability and renormalized Higgs field vacuum fluctuations in the inflationary universe, *J. Cosmol. Astropart. Phys.* **08** (2017) 011.
 - [17] M. Jain and M. P. Hertzberg, Statistics of inflating regions in eternal inflation, *Phys. Rev. D* **100**, 023513 (2019).
 - [18] M. Jain and M. P. Hertzberg, Eternal inflation and reheating in the presence of the standard model Higgs field, *Phys. Rev. D* **101**, 103506 (2020).
 - [19] D. G. Figueroa, J. Garcia-Bellido, and F. Torrenti, Decay of the standard model Higgs field after inflation, *Phys. Rev. D* **92**, 083511 (2015).
 - [20] A. Joti, A. Katsis, D. Loupas, A. Salvio, A. Strumia, N. Tetradis, and A. Urbano, (Higgs) vacuum decay during inflation, *J. High Energy Phys.* **07** (2017) 058.
 - [21] Y. Ema, K. Mukaida, and K. Nakayama, Electroweak vacuum stabilized by moduli during/after inflation, *Phys. Lett. B* **761**, 419 (2016).
 - [22] T. Markkanen, A. Rajantie, and S. Stopyra, Cosmological aspects of Higgs vacuum metastability, *Front. Astron. Space Sci.* **5**, 40 (2018).
 - [23] A. K. Saha and A. Sil, Higgs vacuum stability and modified chaotic inflation, *Phys. Lett. B* **765**, 244 (2017).
 - [24] Y. Ema, K. Mukaida, and K. Nakayama, Electroweak vacuum metastability and low-scale inflation, *J. Cosmol. Astropart. Phys.* **12** (2017) 030.
 - [25] J. O. Gong and N. Kitajima, Cosmological stochastic Higgs field stabilization, *Phys. Rev. D* **96**, 063521 (2017).
 - [26] M. P. Hertzberg and M. Jain, Explanation for why the early universe was stable and dominated by the standard model, *J. Cosmol. Astropart. Phys.* **12** (2020) 025.
 - [27] A. D. Linde, Inflationary cosmology, *Lect. Notes Phys.* **738**, 1 (2008).
 - [28] A. D. Linde, Hard art of the universe creation (stochastic approach to tunneling and baby universe formation), *Nucl. Phys. B* **372**, 421 (1992).
 - [29] G. W. Gibbons and S. W. Hawking, Cosmological event horizons, thermodynamics, and particle creation, *Phys. Rev. D* **15**, 2738 (1977).