

EDGE ARTICLE

Cite this: *Chem. Sci.*, 2023, 14, 9526

All publication charges for this article have been paid for by the Royal Society of Chemistry

Reductive photoredox transformations of carbonyl derivatives enabled by strongly reducing photosensitizers†

Vinh Q. Dang  and Thomas S. Teets  *

Visible-light photoredox catalysis is well-established as a powerful and versatile organic synthesis strategy. However, some substrate classes, despite being attractive precursors, are recalcitrant to single-electron redox chemistry and thus not very amenable to photoredox approaches. Among these are carbonyl derivatives, e.g. ketones, aldehydes, and imines, which in most cases require Lewis or Brønsted acidic additives to activate *via* photoinduced electron transfer. In this work, we unveil a range of photoredox transformations on ketones and imines, enabled by strongly reducing photosensitizers and operating under simple, general conditions with a single sacrificial reductant and no additives. Specific reactions described here are umpolung C–C bond forming reactions between aromatic ketones or imines and electron-poor alkenes, imino-pinacol homocoupling reactions of challenging alkyl-aryl imine substrates, and γ -lactonization reactions of aromatic ketones with methyl acrylate. The reactions are all initiated by photoinduced electron transfer to form a ketyl or iminyl that is subsequently trapped.

Received 12th June 2023
Accepted 18th August 2023

DOI: 10.1039/d3sc03000h

rsc.li/chemical-science

Introduction

Photoredox catalysis has become a mainstream, versatile strategy for small-molecule¹ and polymer² organic synthesis applications.³ Most organic photoredox reactions involve the generation of radicals by photoinduced electron transfer. A wide range of outcomes for these photogenerated radicals are possible, which depend on the nature of the radical and other reaction partners that are present.⁴ A variety of substrates can be used as radical precursors in photoredox catalysis; much early work focused on activated organohalides, sulfones, and sulfoniums, which are comparatively easy to reduce,^{5–7} whereas more recently unactivated organohalide substrates, much more challenging to reduce, have emerged as viable options.^{8–15} The efficient generation of radicals in a photoredox transformation depends on the thermodynamics and kinetics of photoinduced electron transfer reactions, which are determined by the excited-state redox properties of the photosensitizer, often referred to as the photocatalyst.¹⁶ As such, the choice of photosensitizer used in a photoredox transformation is critical.

Ketones, imines, and related carbonyl-derived substrate classes are attractive for photoredox catalysis. Unlike many of the above-mentioned radical precursors, e.g., organohalides,

reduction of carbonyl substrates to radicals is not accompanied by loss of a leaving group, which improves atom economy. Furthermore, since the heteroatom functional group from the substrate remains in the product, these carbonyl derivatives can be used as precursors for alcohols, amines, and heterocyclic products.¹⁷ Traditional methods for reductive transformations of ketones and imines require strong reducing agents and harsh reaction conditions to form the corresponding ketyl or iminyl.^{17,18} (Note: The terms “ketyl” and “iminyl” specifically refer to the respective radical anions, formed by one-electron reduction of the ketone or imine substrate). Photoredox catalysis has enabled these reactive radicals to be generated more mildly. A very common outcome in photoredox transformations of ketones and imines is dimerization of the respective radical to form pinacol or 1,2-diamine products.^{19–27} There are several advances that have allowed photogenerated ketyl intermediates to engage in more synthetically useful heterocoupling and cyclization reactions.^{17,28} Intramolecular approaches, where the ketyl is tethered to an alkene or alkyne functional group, have been effective for making cyclic products.^{29–31} Strategies have also been developed to overcome the difficulties of reducing ketone and imine substrates to generate the key radical intermediate. Some works use photosensitizers that absorb high-energy violet or UV light,^{29,30,32} which are reactive enough to generate ketyl intermediates even when aliphatic ketone or aldehyde substrates are used, a category of substrates not yet accessible with visible-light irradiation. Another common approach uses Lewis acid³³ additives that can bind to the substrate or other additives like Hantzsch ester that can function as Brønsted acids, protonating the substrate or enabling

University of Houston, Department of Chemistry, 3585 Cullen Blvd. Room 112, Houston, TX 77204-5003, USA. E-mail: tteets@uh.edu

† Electronic supplementary information (ESI) available: Additional figures and data for photoredox experiments, cyclic voltammograms, additional mechanistic schemes, experimental details, Stern–Volmer quenching data, and NMR spectra. See DOI: <https://doi.org/10.1039/d3sc03000h>

PCET elementary steps.^{34–37} These strategies all serve to make the substrate easier to reduce and facilitate the one-electron reduction step that generates the ketyl or iminyl intermediate, but they come at the expense of atom economy.

In short, whereas the above-mentioned advances have allowed diverse and synthetically useful photoredox transformations to be executed on carbonyl derivatives, they all require judicious substrate design, the inclusion of additives, and/or the use of short-wavelength photosensitizers. In this work, we show that strongly reducing photosensitizers recently developed by our group enable a diverse range of transformations on ketones and imines under simple, generalizable visible-light conditions, overcoming some of the key challenges with these substrate classes. Chief among these, ketones and imines are difficult to reduce, typically with reduction potentials that lie well beyond -2.0 V vs. the ferrocenium/ferrocene (Fc^+/Fc) couple (-1.6 V vs. SCE).^{38,39} Their redox-inert nature is the main reason why UV photosensitizers or acidic additives are often needed, and motivates the search for highly reducing photosensitizers and/or alternative reaction conditions that can efficiently generate and functionalize carbonyl substrates. Along these lines, our group has developed a class of potent visible-light photoreductants of the general formula $\text{Ir}(\text{ppy})_2(\text{-NacNac}^{\text{R}})$, where $\text{ppy} = 2\text{-phenylpyridine}$ and NacNac^{R} is a substituted β -diketiminate.^{14,40} One such member of this series, $\text{Ir}(\text{ppy})_2(\text{NacNac}^{\text{NMe}_2})$ (**Ir1**, see Fig. 1) has an excited-state potential $E(\text{Ir}^{\text{IV}}/\text{Ir}^{\text{III}})$ of -2.6 V vs. Fc^+/Fc , more potent by 500 mV when compared to *fac*- $\text{Ir}(\text{ppy})_3$ (**Ir2**), commonly used as a photocatalyst for challenging reductive transformations. **Ir1** is capable of catalytically photoreducing a variety of inert organohalide substrates under visible-light irradiation.^{14,15} Relevant to the current work, we have also shown, in stoichiometric Stern–Volmer quenching studies, that **Ir1** rapidly transfers electrons to benzophenone or acetophenone upon excitation,⁴¹ and an isolated catalytic screen with benzophenone, **Ir1**, and the sacrificial reductant 1,3-dimethyl-2,3-dihydro-2-phenyl-benzimidazole (BIH, see Fig. 1) under blue light yielded quantitative hydrogenation to diphenylmethanol.¹⁵ This catalytic outcome stands in contrast to the normally observed pinacol dimerization under similar conditions.¹⁹

Both the photocatalytic outcome and the stoichiometric electron transfer studies referenced above suggest that **Ir1** is particularly adept at generating ketyls. This motivated us to investigate **Ir1** as a photocatalyst for synthetically useful photoredox reactions of benzophenone, and to extend to other

related carbonyl substrate classes. In this work, we show that under very simple and generalizable conditions, **Ir1** promotes a variety of radical-based functionalization reactions of ketones and imines. These include umpolung C–C coupling reactions using Michael acceptor coupling partners, imino-pinacol coupling reactions of recalcitrant imine substrates, and γ -lactonization reactions between ketone substrates and acrylate coupling partners. Importantly, all these transformations proceed using only a single sacrificial reductant (BIH) with no other additives and demonstrate that strongly reducing photosensitizers can be critical components in developing wide-ranging transformations of ketone and imine substrates.

Results and discussion

Umpolung C–C bond formation of ketones (Michael addition)

The experimental setup for photoredox reactions is documented in Fig. S1 of the ESI,[†] using commercial blue LEDs with a spectral profile shown in Fig. S2[†] that overlaps well with the UV-vis absorption spectrum of **Ir1**, Fig. S3.[†] Leveraging the strong reducing ability of **Ir1** and its ability to efficiently generate ketyls under visible-light irradiation,^{15,40} we initially targeted umpolung C–C bond forming reactions where the photogenerated ketyl is trapped by electron-deficient alkenes in what can be formalized as a Michael addition reaction.⁴² To optimize reaction conditions, the coupling of benzophenone with phenyl vinyl sulfone was first studied. Table 1 summarizes

Table 1 Optimization and control experiments for umpolung C–C coupling

Entry	Catalyst (mol%)	Sacrificial reagent ^a	Solvent	% Yield ^b
1	Ir1 (5%)	TMEDA	DMF	0
2	Ir1 (5%)	TBA	DMF	0
3	Ir1 (5%)	DIPEA	DMF	Trace
4	Ir1 (5%)	TEA	DMF	0
5	Ir1 (5%)	BIH	DMF	95
6	Ir1 (5%)	BIH	CH_3CN	36
7	Ir1 (5%)	BIH	DMSO	87
8	Ir1 (5%)	BIH	THF	0
9	Ir1 (5%)	BIH	Et_2O	Trace
10	Ir1 (1%)	BIH	DMF	93
11	Ir2 (1%)	BIH	DMF	87
12	None	BIH	DMF	0
13 ^c	Ir1 (1%)	BIH	DMF	0
14 ^d	Ir1 (1%)	BIH	DMF	0
15 ^e	Ir1 (1%)	BIH	DMF	0

^a TMEDA = tetramethylethylenediamine; TBA = tributylamine; DIPEA = *N,N*-diisopropylethylamine; TEA = triethylamine; BIH = 1,3-dimethyl-2,3-dihydro-2-phenyl-benzimidazole. ^b Yield was determined by gas chromatography with 1,3,5-trimethoxybenzene as the internal standard. ^c In dark. ^d In air. ^e With 2 equiv. of TEMPO added.

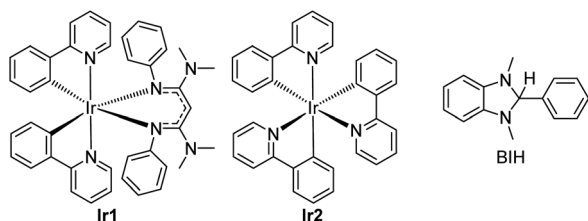


Fig. 1 Structures of photosensitizers (**Ir1** and **Ir2**) and sacrificial reductant (BIH) used in this study.

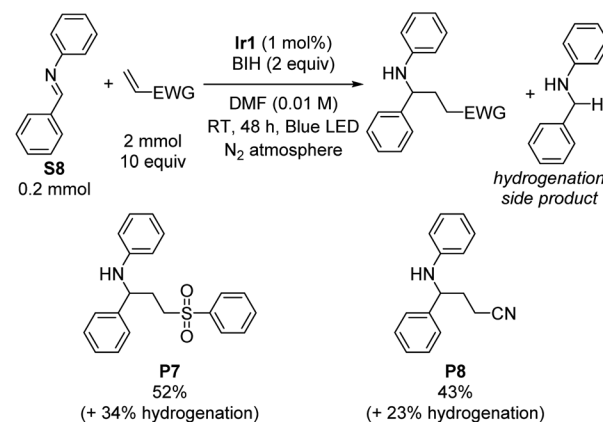
these outcomes, quoting yields determined by gas chromatography (GC). Reactions employing common trialkylamine sacrificial reductants, often used in reductive dimerization reactions of carbonyl substrates,^{19,23} yielded no desired product with recovery of unreacted benzophenone (entries 1–4). We attribute these outcomes to the poor redox potential matching of amines with the Ir^{IV}/Ir^{III} couple of the photosensitizer. However, switching to BIH as the sacrificial reagent produced near-quantitative yield (95%) of the coupled alcohol product (entry 5). Importantly, high yields of the alcohol product are obtained without any Lewis or Brønsted acidic additives. As shown in Fig. S4 of the ESI,[†] a full 10 equivalents of phenyl vinyl sulfone are required for complete conversion. We next screened a variety of other polar organic solvents (entries 5–9) and obtained the best outcome with DMF, with DMSO (87%) also proving satisfactory. We also found that reducing the catalyst loading from 5 mol% to 1 mol% had minimal impact on reaction yield (entry 10), and that Ir2, *fac*-Ir(ppy)₃, is also capable of promoting this transformation with only slightly diminished yield (entry 11), suggesting that any photosensitizer reducing enough to generate the ketyl could work under these conditions. Finally, in a series of control reactions (entries 12 and 13) we showed that all reaction components are necessary; omitting the photosensitizer (entry 12) gave no conversion of benzophenone with dimerized phenyl vinyl sulfone as the only detected product and omitting the light source (entry 13) resulted in no conversion at all. Entries 14 and 15 provide some mechanistic hints. Carrying out the reaction in air instead of inert atmosphere (entry 14) likewise results in no product yield, suggesting that the Ir1 triplet excited state and/or a photo-generated radical are quenched by O₂, and including TEMPO as a radical trap (entry 15) likewise shuts down the reaction, indicating the involvement of radical intermediates.

Using the optimized conditions from entry 10 of Table 1, the scope of the reaction with respect to diarylketone and alkene was explored (Scheme 1). Note that in Scheme 1 and all subsequent reaction schemes isolated product yields are quoted; we estimate in most cases crude yields that are *ca.* 5–15% higher, with some product loss during purification. The reaction

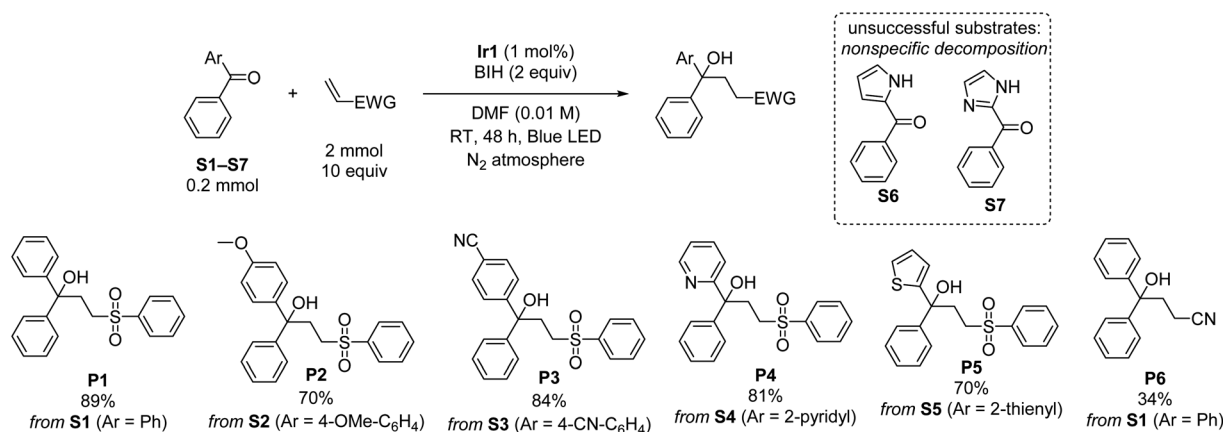
tolerates both electron-donating (S2) and electron-withdrawing (S3) groups on the benzophenone substrate, the latter giving slightly higher isolated yields when coupled with phenyl vinyl sulfone, likely a result of being easier to reduce. The reaction also works well with select heterocycles, with 81% yield of the coupled product for 2-benzoylpyridine (S4), and a slightly lower 70% yield for phenyl(thiophen-2-yl)methanone (S5). Pyrrole (S6) or imidazole (S7) derived substrates with acidic N–H protons are not amenable to this transformation. With the representative substrate S1 we also investigated alternative electron-poor alkene coupling partners, obtaining a modest product yield when acrylonitrile is substituted for phenyl vinyl sulfone (P6), but nonetheless suggesting that other Michael-acceptor alkenes could be employed in this reaction.

Intermolecular imine Michael addition reactions

Having satisfactorily demonstrated photoreductive coupling reactions of ketones, we moved on to imine substrates, which are even more difficult to reduce on the basis of their highly negative reduction potentials.³⁸ Using the same optimized conditions for reductive coupling of ketones with electron-poor



Scheme 2 Imine reductive coupling reactions. Isolated yields are shown.



Scheme 1 Substrate scope for ketone reductive coupling reactions, showing isolated yields.

alkenes, cross-coupling reactions of *N*-benzylideneaniline (**S8**) with phenyl vinyl sulfone and acrylonitrile were achieved (Scheme 2). Yields were slightly lower than typically observed with diaryl ketone substrates (52% for **P7** and 43% for **P8**). As before, phenyl vinyl sulfone was a better radical trap than acrylonitrile, but for this transformation the difference was not as pronounced. There was no evidence for the formation of iminyl dimerization products, though we did observe the hydrogenation product *N*-benzylaniline (34% and 23% yield by GC in the case of phenyl vinyl sulfone and acrylonitrile, respectively) as a deleterious side product that limited the cross-coupling yield.

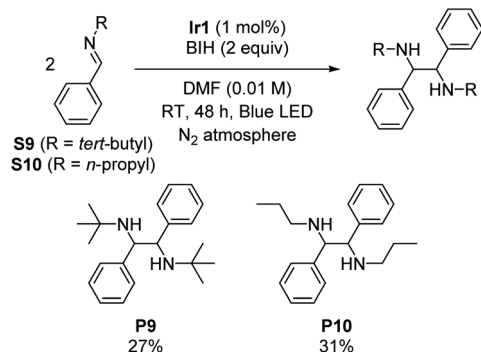
Imino-pinacol coupling of challenging imines

Symmetric diamines, generated through the reductive dimerization of imines, have garnered significant attention in the field of organic chemistry.¹⁹ However, previous studies mainly used imines with protecting groups or functional groups that engender milder reduction potentials.^{19–22,27} To push the boundaries of photoreductive coupling reactions of imines, we capitalized on our strongly reducing photosensitizer to investigate challenging imines with very negative reduction potentials. Initially, we synthesized two *N*-alkyl imines, namely *N*-*tert*-butyl-1-phenylmethanimine (**S9**) and phenyl-*N*-propylmethanimine (**S10**). Cyclic voltammetry experiments confirm their highly negative reduction potentials, which show irreversible reduction waves with cathodic peak potentials of -2.96 V and -2.84 V vs. Fc^+/Fc for **S9** and **S10**, respectively (Fig. S5 and S6†). Scheme 3 summarizes the outcomes, showing successful dimerization of these substrates (27% yield for **P9** and 31% yield for **P10**), albeit with modest yields due to their extreme reduction potentials. This result further demonstrates that the choice of photosensitizer can enable transformations of challenging substrates, showcasing the potential of this approach.

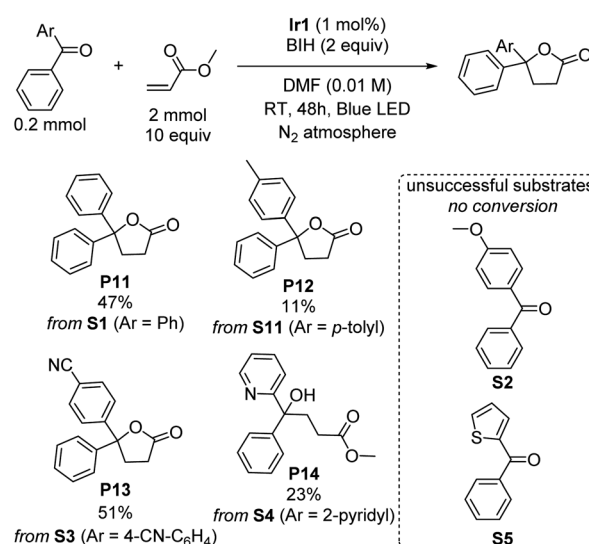
Gamma-lactonization

γ -Lactones are ubiquitous structural elements in natural products, pharmaceuticals, foods, and perfumes.⁴³ Therefore, various approaches have been developed to incorporate lactones into organic compounds. Traditional methods include intra- or intermolecular reactions of alkenes, alcohols, or

carboxylic acids with nucleophiles or radical precursors.^{44–52} However, these approaches often suffer from low product yield and require stoichiometric oxidants and harsh reaction conditions, limiting their applicability. Lactonization *via* photoredox catalysis remains rare.^{53–55} Surprisingly, during our investigations of the photoreductive coupling reactions, we discovered that lactones could be formed instead of tertiary alcohols when benzophenone was coupled with methyl acrylate. Although the yield of product **P11** is only 47%, this unexpected result suggests a simple and mild alternative approach for synthesizing lactones, which may offer advantages over traditional methods. The influence of different substituent groups on the benzophenone substrate was carefully investigated and summarized in Scheme 4. The results exhibit a similar trend to the umpolung C–C coupling of ketones (Scheme 1), with electron-poor substrates outperforming those with electron-donating substituents. Notably, when the substrate **S3**, bearing an electron-withdrawing cyano group was used, a moderate yield of 51% was achieved. However, a significant drop in yield to 11% was observed when an electron-donating methyl group was introduced (**S11**), and no conversion could be observed with the even more electron-rich *para*-methoxy-substituted (**S2**) or 2-thienyl (**S5**) variants was used. Surprisingly, when phenyl(pyridin-2-yl)methanone (**S4**) was subjected to the reaction, the product of lactonization was not observed, instead the linear product of umpolung C–C coupling reaction was formed in 23% yield (**P14**). A proposed mechanistic pathway is given in Fig. S7,† and it seems that the 2-pyridyl group either quenches radical intermediate **B** that forms *via* C–C radical coupling or inhibits the cyclization rate. Nevertheless, the observation of the linear C–C bond formation product **P14** under the same conditions that γ -lactones are commonly formed suggests that C–C bond formation precedes cyclization, as proposed in Fig. S7.†



Scheme 3 Imino-pinacol coupling reactions, showing isolated yields.

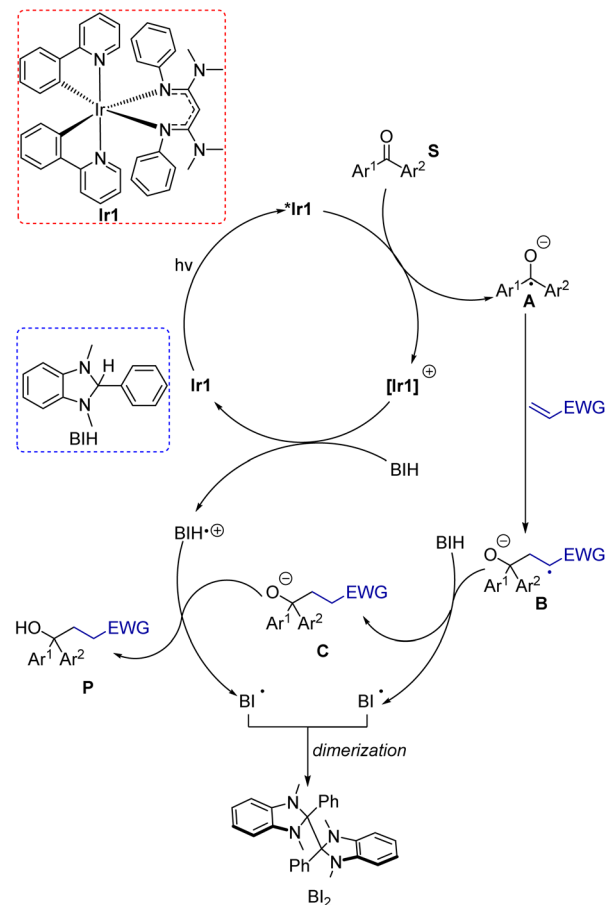


Scheme 4 Lactonization of benzophenone derivatives. Isolated yields are indicated.

Mechanistic considerations

To clarify mechanistic aspects of these transformations, control experiments were conducted, which are summarized in Table 1 (entries 12–15). In the absence of **Ir1** (entry 12), in the dark (entry 13), or in air (entry 14), no coupling product was observed. These experiments clearly confirmed the important role of the photosensitizer and light in this transformation. Additionally, when we employed the radical scavenger 2,2,6,6-tetramethyl-1-piperidinyloxy (TEMPO), the reaction was completely suppressed, and no product was detected (entry 15). Although the trapping product of TEMPO was not isolated, this experiment suggests that these reactions likely proceed through a radical pathway. Previously reported Stern–Volmer quenching experiments of **Ir1** with benzophenone (**S1**) showed that the excited-state electron transfer rate constant is $5.6(6) \times 10^9 \text{ M}^{-1} \text{ s}^{-1}$, a factor of 3 higher than that of *fac*-Ir(ppy)₃ (**Ir2**, $1.9(2) \times 10^9 \text{ M}^{-1} \text{ s}^{-1}$).¹⁴ This experiment reveals that the excited state of **Ir1** is capable of reducing benzophenone to generate the ketyl intermediate. The quenching rate of BIH with **Ir1** was also previously measured and found to be much slower at $2.3 \times 10^8 \text{ M}^{-1} \text{ s}^{-1}$. Under reaction conditions with 2 equivalents of BIH present, quenching by benzophenone is still kinetically favored by a factor of 12. Based on these experiments and the relevant redox potentials, we propose that the primary photoreaction involves an oxidative quenching pathway. Taking these insights all together, a proposed mechanism for these reactions is shown in Scheme 5. Initially, **Ir1** is excited by visible light to its ³MLCT excited state, abbreviated as ***Ir1**, which transfers an electron to the benzophenone substrate. Importantly, this electron-transfer step can occur efficiently without prior activation of the ketone or inclusion of additives. To close the photocycle, the oxidized [**Ir1**]⁺ is reduced back to **Ir1** by BIH, which generates the BIH radical cation (BIH^{•+}). On the basis of their respective redox potentials, −0.26 V for **Ir1** (ref. 40) and −0.07 V for BIH^{•+} (both vs. ferrocene), we expect this step to be slightly endergonic. Ketyl intermediate **A** is formed in the primary photoreaction, which then participates in intermolecular coupling with the electron-poor alkene to produce intermediate **B**. Hydrogen atom transfer to **B** from BIH produces anion **C**, which then undergoes proton transfer with the BIH radical cation to form the product. Note that the sequential H-atom and proton transfer steps that convert **B** to the final product could occur in either order, and it is also possible that ketyl intermediate **A** is first protonated by BIH or BIH^{•+} to form the neutral radical species prior to C–C bond formation. Although we have less direct insight into the dark reactions (bottom cycle in Scheme 5), BIH is known to be both a good reductant and a strong hydrogen atom donor,^{56,57} lending credence to its proposed roles in Scheme 5. In net two equivalents of BIH are involved, one of which undergoes H-atom transfer and the other sequential electron and proton transfer, both generating the radical BI[•]. We did not attempt to isolate the product(s) derived from BIH, but it has been shown previously that dimerization of BI[•] can occur.⁵⁸

In addition to the proposed mechanism mentioned above, there are other potential pathways that cannot be explicitly



Scheme 5 Proposed mechanism for umpolung C–C coupling.

ruled out. One possibility involves reductive quenching with BIH as the primary photoreaction, although as mentioned above the pseudo-first order quenching rate of **Ir1** with BIH is a factor of 12 lower than the quenching rate of **Ir1** with benzophenone. This reductive quenching mechanism (Fig. S8†) could be a minor pathway, whereby the excited **Ir1** is quenched by BIH and the substrate would be reduced by [**Ir1**]^{•−} to produce the ketyl.

Given the high concentration of alkene in reaction, we also considered the possibility that the excited state of **Ir1** could be quenched by the alkene coupling partner. Stern–Volmer quenching experiments of **Ir1** with alkenes were conducted to measure rates of quenching by the alkenes (Fig. S9†). The experiments yielded quenching rate constants (*k_q*) of 1.3×10^8 , 4.4×10^7 , and $6.3 \times 10^7 \text{ M}^{-1} \text{ s}^{-1}$ for phenyl vinyl sulfone, acrylonitrile, and methyl acrylate, respectively. Accounting for the 10-fold excess of alkene in the reactions, we still estimate that the quenching rate for the alkenes is a factor of 4.3–11× smaller than the quenching rate for benzophenone, again suggesting that the reductive quenching pathway shown in Scheme 5 is the kinetically preferred mechanism. That said, these rates are similar enough that a pathway involving a bimolecular reaction of the alkene with ***Ir1** could be competitive, particularly at later time points. Provided there are

no side reactions involving the alkene, as the ketone substrate depletes the alkene will be present in even larger excess relative to the ketone, which would make the quenching rates of the two substrates more similar as the reaction progresses.

One final mechanistic possibility involves triplet-triplet energy transfer between **Ir1** and benzophenone. The triplet excited-state energy of benzophenone is well-characterized and has an energy of *ca.* 3.0 eV.⁵⁹ The triplet energy of **Ir1** is estimated to be 2.3 eV,¹⁴ so energy transfer would be significantly endergonic and thus unlikely. If it were to occur, the triplet benzophenone could be reduced by BIH to produce the ketyl and BIH^{•+} intermediates. These intermediates would then follow a similar mechanism in Scheme 5 to generate the final product. Although various pathways are feasible for these reactions, thermodynamic analyses and Stern-Volmer quenching experiments point to the oxidative quenching mechanism illustrated in Scheme 5 as the most likely.

Conclusion

In this work, we demonstrate versatile photoredox functionalization strategies of challenging carbonyl substrates, all involving C–C bond formation and operating under simple and uniform reaction conditions, without protecting groups or additives. These reactions are enabled by the efficient generation of ketyl and iminyl intermediates upon visible-light excitation of a strongly photoreducing iridium photosensitizer. Reaction classes demonstrated with this general approach include umpolung C–C bond forming reactions, imino-pinacol coupling, and γ -lactonization. Ketones and imines represent versatile building blocks for organic synthesis, but they have not been as extensively used in photoredox catalysis because they are challenging to reduce or oxidize. This work presents a significant advance in this regard and motivates further exploration of carbonyl functionalization reactions facilitated by strongly reducing photosensitizers.

Experimental

General procedure for photoredox catalysis

Additional details and all characterization data are supplied in the ESI.† In a typical photoredox reaction, a 10 mL DMF solution of Ir(ppy)₂(NacNac^{NMe2}) (**Ir1**, 1.8 mg) was prepared in a 20 mL vial. A 10 mL quantity of DMF was added to another 20 mL vial which had been charged with the ketone or imine substrate (0.2 mmol), BIH (2 equivalents), and, for C–C coupling reactions, the alkene (10 equivalents), and the mixture was stirred for 5 minutes. Then, the solution of Ir(ppy)₂(NacNac^{NMe2}) (**Ir1**) was added to the mixture, giving 1 mol% catalyst loading. The vial was sealed with a cap and parafilm and was taken out of the glovebox. The vial was irradiated with blue LED light (430–500 nm, λ_{max} = 463 nm) for 48 h. After the solvent was removed by rotary evaporation, 20 mL of ethyl acetate was added. A white solid precipitated which was removed by filtration. The filtrate was extracted with water and dried over MgSO₄. Then, the solvent was removed under vacuum. The product was purified by silica gel column

chromatography using ethyl acetate and hexane as the eluent. Finally, the product was dried under vacuum overnight and characterized by ¹H NMR and ¹³C{¹H} NMR.

Data availability

The datasets supporting this article have been uploaded as part of the ESI.†

Author contributions

Vinh Q. Dang: methodology, validation, formal analysis, investigation, writing – original draft, writing – review & editing, visualization. Thomas S. Teets: conceptualization, writing – review & editing, visualization, supervision, project administration, funding acquisition.

Conflicts of interest

The authors declare no competing interests.

Acknowledgements

The authors acknowledge the National Science Foundation (Grant number CHE-1846831) and the Welch Foundation (Grant number E-1887) for funding this work. We thank Hieu Nguyen for helping with gas chromatography and Prof. Loi Do for access to the instrumentation.

References

- 1 S. P. Pitre and L. E. Overman, *Chem. Rev.*, 2022, **122**, 1717–1751.
- 2 D. A. Corbin and G. M. Miyake, *Chem. Rev.*, 2022, **122**, 1830–1874.
- 3 P. Melchiorre, *Chem. Rev.*, 2022, **122**, 1483–1484.
- 4 B. G. Stevenson, E. H. Spielvogel, E. A. Loiaconi, V. M. Wambua, R. V. Nakhamiyayev and J. R. Swierk, *J. Am. Chem. Soc.*, 2021, **143**, 8878–8885.
- 5 D. A. Nagib and D. W. C. MacMillan, *Nature*, 2011, **480**, 224–228.
- 6 D. M. Schultz and T. P. Yoon, *Science*, 2014, **343**, 1239176.
- 7 M. Neumann, S. Földner, B. König and K. Zeitler, *Angew. Chem., Int. Ed.*, 2011, **50**, 951–954.
- 8 J. D. Nguyen, E. M. D'Amato, J. M. R. Narayanam and C. R. J. Stephenson, *Nat. Chem.*, 2012, **4**, 854–859.
- 9 J. J. Devery, J. D. Nguyen, C. Dai and C. R. J. Stephenson, *ACS Catal.*, 2016, **6**, 5962–5967.
- 10 N. G. W. Cowper, C. P. Chernowsky, O. P. Williams and Z. K. Wickens, *J. Am. Chem. Soc.*, 2020, **142**, 2093–2099.
- 11 H. Kim, H. Kim, T. H. Lambert and S. Lin, *J. Am. Chem. Soc.*, 2020, **142**, 2087–2092.
- 12 I. Ghosh, T. Ghosh, J. I. Bardagi and B. König, *Science*, 2014, **346**, 725–728.
- 13 I. A. MacKenzie, L. Wang, N. P. R. Onuska, O. F. Williams, K. Begam, A. M. Moran, B. D. Dunietz and D. A. Nicewicz, *Nature*, 2020, **580**, 76–80.

- 14 J.-H. Shon, S. Sittel and T. S. Teets, *ACS Catal.*, 2019, **9**, 8646–8658.
- 15 J.-H. Shon, D. Kim, M. D. Rathnayake, S. Sittel, J. Weaver and T. S. Teets, *Chem. Sci.*, 2021, **12**, 4069–4078.
- 16 D. Kim and T. S. Teets, *Chem. Phys. Rev.*, 2022, **3**, 021302.
- 17 K. N. Lee and M.-Y. Ngai, *Chem. Commun.*, 2017, **53**, 13093–13112.
- 18 C.-H. Yeh, R. P. Korivi and C.-H. Cheng, *Adv. Synth. Catal.*, 2013, **355**, 1338–1344.
- 19 M. Nakajima, E. Fava, S. Loescher, Z. Jiang and M. Rueping, *Angew. Chem., Int. Ed.*, 2015, **54**, 8828–8832.
- 20 S. Kundu, L. Roy and M. S. Maji, *Org. Lett.*, 2022, **24**, 9001–9006.
- 21 S. Okamoto, K. Kojiyama, H. Tsujioka and A. Sudo, *Chem. Commun.*, 2016, **52**, 11339–11342.
- 22 A. Gualandi, G. Rodeghiero, E. Della Rocca, F. Bertoni, M. Marchini, R. Perciaccante, T. P. Jansen, P. Ceroni and P. G. Cozzi, *Chem. Commun.*, 2018, **54**, 10044–10047.
- 23 K. Li, Q. Wan, C. Yang, X.-Y. Chang, K.-H. Low and C.-M. Che, *Angew. Chem., Int. Ed.*, 2018, **57**, 14129–14133.
- 24 A. Caron, É. Morin and S. K. Collins, *ACS Catal.*, 2019, **9**, 9458–9464.
- 25 M. Liu, L. Tan, R. T. Rashid, Y. Cen, S. Cheng, G. Botton, Z. Mi and C.-J. Li, *Chem. Sci.*, 2020, **11**, 7864–7870.
- 26 N. Noto, Y. Hyodo, M. Yoshizawa, T. Koike and M. Akita, *ACS Catal.*, 2020, **10**, 14283–14289.
- 27 H. Wang, J.-P. Qu and Y.-B. Kang, *Org. Lett.*, 2021, **23**, 2900–2903.
- 28 Q. Xia, J. Dong, H. Song and Q. Wang, *Chem.–Eur. J.*, 2019, **25**, 2949–2961.
- 29 G. Pandey, S. Hajra, M. K. Ghorai and K. R. Kumar, *J. Org. Chem.*, 1997, **62**, 5966–5973.
- 30 N. J. Venditto, Y. S. Liang, R. K. El Mokadem and D. A. Nicewicz, *J. Am. Chem. Soc.*, 2022, **144**, 11888–11896.
- 31 E. Fava, M. Nakajima, A. L. P. Nguyen and M. Rueping, *J. Org. Chem.*, 2016, **81**, 6959–6964.
- 32 H. Seo and T. F. Jamison, *Org. Lett.*, 2019, **21**, 10159–10163.
- 33 K. N. Lee, Z. Lei and M.-Y. Ngai, *J. Am. Chem. Soc.*, 2017, **139**, 5003–5006.
- 34 J. A. Leitch, A. L. Fuentes de Arriba, J. Tan, O. Hoff, C. M. Martínez and D. J. Dixon, *Chem. Sci.*, 2018, **9**, 6653–6658.
- 35 J. Henry Blackwell, G. R. Harris, M. A. Smith and M. J. Gaunt, *J. Am. Chem. Soc.*, 2021, **143**, 15946–15959.
- 36 L. Qi and Y. Chen, *Angew. Chem., Int. Ed.*, 2016, **55**, 13312–13315.
- 37 K. T. Tarantino, P. Liu and R. R. Knowles, *J. Am. Chem. Soc.*, 2013, **135**, 10022–10025.
- 38 H. Roth, N. Romero and D. Nicewicz, *Synlett*, 2015, **27**, 714–723.
- 39 J. A. Leitch, T. Rossolini, T. Rogova, J. A. P. Maitland and D. J. Dixon, *ACS Catal.*, 2020, **10**, 2009–2025.
- 40 J.-H. Shon and T. S. Teets, *Inorg. Chem.*, 2017, **56**, 15295–15303.
- 41 J.-H. Shon, D. Kim, T. G. Gray and T. S. Teets, *Inorg. Chem. Front.*, 2021, **8**, 3253–3265.
- 42 Y. Zhang and W. Wang, *Catal. Sci. Technol.*, 2012, **2**, 42–53.
- 43 S. K. Sartori, M. A. N. Diaz and G. Diaz-Muñoz, *Tetrahedron*, 2021, **84**, 132001.
- 44 T. Dohi, N. Takenaga, A. Goto, A. Maruyama and Y. Kita, *Org. Lett.*, 2007, **9**, 3129–3132.
- 45 L. J. Gooßen, D. M. Ohlmann and M. Dierker, *Green Chem.*, 2010, **12**, 197–200.
- 46 I. Triandafillidi, M. Raftopoulou, A. Savvidou and C. G. Kokotos, *ChemCatChem*, 2017, **9**, 4120–4124.
- 47 C. Shu, M.-Q. Liu, Y.-Z. Sun and L.-W. Ye, *Org. Lett.*, 2012, **14**, 4958–4961.
- 48 X. Xie and S. S. Stahl, *J. Am. Chem. Soc.*, 2015, **137**, 3767–3770.
- 49 S. Kreimerman, I. Ryu, S. Minakata and M. Komatsu, *Org. Lett.*, 2000, **2**, 389–391.
- 50 S. Fukuzawa, A. Nakanishi, T. Fujinami and S. Sakai, *J. Chem. Soc., Perkin Trans.*, 1988, **1**, 1669–1675.
- 51 D. Yamane, H. Tanaka, A. Hirata, Y. Tamura, D. Takahashi, Y. Takahashi, T. Nagamitsu and M. Ohtawa, *Org. Lett.*, 2021, **23**, 2831–2835.
- 52 G.-H. Pan, R.-J. Song and J.-H. Li, *Org. Chem. Front.*, 2018, **5**, 179–183.
- 53 X.-J. Wei, D.-T. Yang, L. Wang, T. Song, L.-Z. Wu and Q. Liu, *Org. Lett.*, 2013, **15**, 6054–6057.
- 54 J. Park and D. Y. Kim, *Bull. Korean Chem. Soc.*, 2022, **43**, 941–945.
- 55 W.-H. Rao, Q. Li, L.-L. Jiang, Y.-G. Li, P. Xu, X.-W. Deng, M. Li, G.-D. Zou and X. Cao, *J. Org. Chem.*, 2022, **87**, 14194–14207.
- 56 X.-Q. Zhu, M.-T. Zhang, A. Yu, C.-H. Wang and J.-P. Cheng, *J. Am. Chem. Soc.*, 2008, **130**, 2501–2516.
- 57 S. Ilic, U. Pandey Kadel, Y. Basdogan, J. A. Keith and K. D. Glusac, *J. Am. Chem. Soc.*, 2018, **140**, 4569–4579.
- 58 Y. Zhang, T. S. Lee, J. L. Petersen and C. Milsman, *J. Am. Chem. Soc.*, 2018, **140**, 5934–5947.
- 59 S. Baral-Tosh, S. K. Chattopadhyay and P. K. Das, *J. Phys. Chem.*, 1984, **88**, 1404–1408.