

Instability and Momentum Bifurcation of a molecular BEC in a Shaken Lattice with Exotic Dispersion

Kaiyue Wang (王凯越), Feng Xiong (熊风), Yun Long (龙云), Yun Ma (马芸), Colin V. Parker
School of Physics, Georgia Institute of Technology, Atlanta, Georgia 30332, USA

(Dated: March 6, 2024)

We place a molecular Bose-Einstein condensate in a 1D shaken lattice with a Floquet-engineered dispersion, and observe the dynamics in both position and momentum space. At the initial condition of zero momentum, our engineered dispersion is inverted, and therefore unstable. We observe that the condensate is destabilized by the lattice shaking as expected, but rather than decaying incoherently or producing jets, as in other unstable condensates, under our conditions the condensate bifurcates into two portions in momentum space, with each portion subsequently following semiclassical trajectories that suffer minimal spreading in momentum space as they evolve. We can model the evolution with a Gross-Pitaevskii equation, which suggests the initial bifurcation is facilitated by a nearly linear “inverted V”-shaped dispersion at the zone center, while the lack of spreading in momentum space is facilitated by interactions, as in a soliton. We propose that this relatively clean bifurcation in momentum space has applications for counter-diabatic preparation of exotic ground states in many-body quantum simulation schemes.

Degenerate quantum gases of ultracold atoms have emerged as powerful simulators of both equilibrium and non-equilibrium properties. One method of non-equilibrium simulation is to prepare Bose-Einstein condensates (BECs) with initial conditions far from the ground state and study the resulting dynamics. In some cases, the nominally unstable point can in fact be at least quasi-stable, such as the recently observed soliton in an inverted band [1] or many-body scar states [2] which lead to anomalously long lifetimes for spin helices[3]. In other cases, dramatic types of decay can be observed such as the so-called Bose-Nova [4] and Bose Fireworks [5]. However, preparation of initial conditions with macroscopic occupation of multiple points in phase space can be challenging using adiabatic preparation[6, 7], if the system is not stable over the required ramp time. An alternative is to use counter-diabatic methods to move dynamically across the transition[8]. In this work we show how a shaken lattice can be used to rapidly prepare “bifurcated” condensates with macroscopic occupation of two points in phase space.

The shaken lattice is a well-known technique capable of modifying the energy-momentum dispersion relation of the system’s effective Hamiltonian [9, 10] and has been used to study dynamics by generating artificial interactions [11–13], gauge fields [7, 14], or band topologies [15]. By coupling the lowest two bands with near-resonant periodic driving, one of the hybrid bands features two stable minima at tunable quasimomentum alongside the unstable Brillouin zone center, while stronger off-resonant shaking yields an inverted band and negative mass. These exotic band shape with tunable balance and separation in minima can simulate phase transitions and domain dynamics [6, 7, 16–18]. This feature is proposed to be used for generating complex Fermi surfaces and unconventional fermionic pairing [19–21], particularly the Fulde–Ferrell–Larkin–Ovchinnikov (FFLO) phases [22, 23], which are of great interest but challenging to observe [24–27]. Many of the proposed schemes

involve non-equilibrium loading in a shaken optical lattice to simulate spin imbalance, as we demonstrate here.

We work with interacting molecular BECs of $^6\text{Li}_2$ in a 3D harmonic trap with a 1D shaken lattice tuned to generate a double-well dispersion. We expect the same physics to occur in atomic BECs, but we use molecular condensates in anticipation of ramping closer to the Feshbach resonance to study strongly interacting Fermi systems. We observe that in 2D momentum space, condensates initially at the unstable Brillouin zone center break apart into two distinct portions (bifurcation), and we categorize the two clusters as solitons given that they each remain concentrated in the momentum density profile during subsequent evolution. We conclude from simulations that this is enabled by interaction, and that the trajectory of the solitons can be understood semiclassically as damped movements in two deformed traps (Fig. 1 b). Our dynamic soliton behavior happens under the condition that the trap’s potential energy is comparable to the initial kinetic energy when the BEC is at the dispersion maximum, but not significantly smaller than the interaction energy. Hence our experiment falls in between the large trap limit, which causes chaotic decay, and the no trap limit which yields the static Floquet soliton at the maximum, both of which have been demonstrated previously[1]. Compared to experiments that form domains by ramping across the transition and exhibit Kibble-Zurek scaling[6, 17] our preparation is fast, does not require biasing procedures[7] to obtain reproducible results, and works with much weaker overall lattice depth, all of which support applications with more strongly interacting systems where instability and heating will be more prominent.

Our ultracold molecular BEC (mBEC) of $^6\text{Li}_2$ is loaded in a 1D optical lattice created by a retro-reflected beam of wavelength $\lambda_L = 1064\text{nm}$, (lattice constant $a_L = 532\text{nm}$). We name the lattice direction the z axis. The lattice’s returning beam is diffracted by a pair of acousto-optic modulators (AOMs), each of which is in a double-

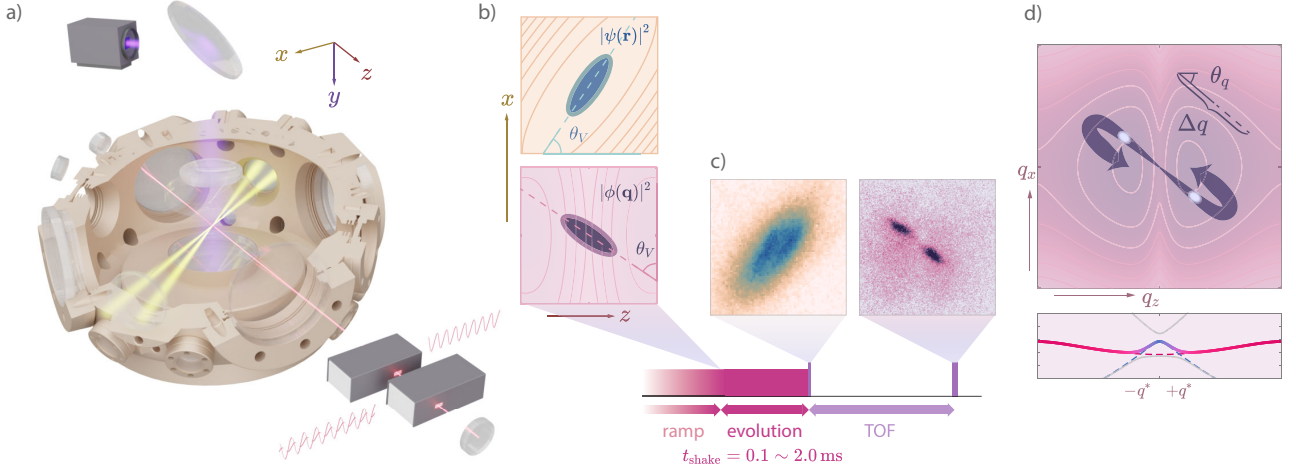


FIG. 1. **a** Experimental setup, showing the lattice (red), dipole trapping (yellow), and imaging (violet) beams. **b** Illustration of the initial profile in position and momentum space, with the contour lines depicting the potential and the dispersion close to the zone center. **c** Typical observations from the experiment: an in-situ image taken at the end of the shaking period, and a time-of-flight (TOF) image, reflecting the momentum space distribution. **d** Effective dispersion in the $x-z$ plane. The arrows indicate the typical symmetric trajectories of the solitons starting at $\mathbf{q} = 0$, characterized by $\Delta\mathbf{q}$ and θ_q . The line cut below shows the dispersion of quasienergy along the z axis. The colored solid curve has the double-well feature, and is a hybrid of the ground band (red) and 2nd band (blue) from the non-shaken dispersion (dashed).

pass configuration. One of the AOM input signals is modulated by an IQ modulator, where we mix in the shaking signal. We characterize the shaking by the quadrature component's oscillation angular frequency ω and its maximum amplitude relative to the static in-phase component ξ_{\max} . This description is only approximate, however, due to the double-passing of the AOM (see supplemental material). The system can be described by a time-dependent Hamiltonian density

$$\mathcal{H} = \bar{\psi} \left[-\frac{\hbar^2 \nabla^2}{2m} - \mu \right] \psi + [V_L(t) + V_{\text{trap}}] \bar{\psi} \psi + \frac{g}{2} (\bar{\psi} \psi)^2, \quad (1)$$

where m is the mass of ${}^6\text{Li}_2$ molecules, ψ is the bosonic annihilation operator, μ the chemical potential, and g the interaction strength. The lattice potential contains

$$V_L(t) = V_L \left[\cos(2q_L z) + \xi_{\max} \cos\left(2q_L z + \frac{\pi}{2}\right) \cos(\omega t) \right] (2)$$

V_{trap} represents the trapping potential, $V_L = 2.8E_R$, where $E_R = \frac{\hbar^2}{2m\lambda_L^2}$ is the recoil energy for ${}^6\text{Li}_2$ molecules, \hbar being the Planck constant and $q_L = \frac{2\pi}{\lambda_L}$ is the lattice light wavevector. The shaking of the lattice allows the first two lattice bands to couple, yielding an effective dispersion relation $D_{V_L, \omega, \xi_{\max}}(\mathbf{q})$, which can be calculated numerically from the shaking parameters [16]. The dispersion relation used for the majority of this work is shown in Fig. 1.

The details of our apparatus and the Fermi degenerate evaporation process have been described previously [28, 29]. Fig. 1a shows the experimental setup. We start with a ${}^6\text{Li}_2$ mBEC of approximately 12000 molecules

loaded in a harmonic potential formed by both dipole traps and the lattice, which has trapping frequency 810 Hz in y , and (210,500) Hz in the $x-z$ plane. Our interaction strength can be characterized by an initial peak density of $6.9 \times 10^{12} \text{ cm}^{-3}$, and a molecule-molecule scattering length $a_{\text{MM}} = 0.6a = 491a_0$, where $a = 819a_0$ is the two-body scattering length at 650 G, a_0 is the Bohr radius. The lattice shaking is ramped on over 1.2 ms (see supplemental material). To prepare most of the BEC in the ground band, the shaking frequency ramps from 80 kHz to the target value $\omega = 2\pi \times f$, with f between 45 kHz and 72 kHz, approximately matching the band gap between the lowest two Bloch bands at the zone center. At this point the condensate fraction is reduced to about 27%. The lattice shaking is maintained for a period of time t_{shake} , before the molecules are released from all traps and lattices. Our absorption imaging system records the optical density integrated along the y axis, which is perpendicular to the z axis and parallel to gravity.

When held in the lattice without shaking, the mBEC remains stable for more than 10 ms, its spatial profile $|\psi(\mathbf{r})|^2$ fitting the contour of the overall potential, which is of an elongated oval shape, with the long axis at an angle with the lattice beams by $\theta_V = 53^\circ$ (see Fig. 1c). The size of the cloud along the z axis is about $23 \mu\text{m}$. If the shaking is turned on, the zone center becomes a saddle point, and the momentum space wavefunction $\phi(\mathbf{q})$ lies across both sides of the saddle. Later, the condensate divides into two clusters in momentum space, each half having momentum in opposite directions along an axis close to the direction of strongest confinement in the $x-z$ plane (see Fig. 2a). This can be understood by reversing

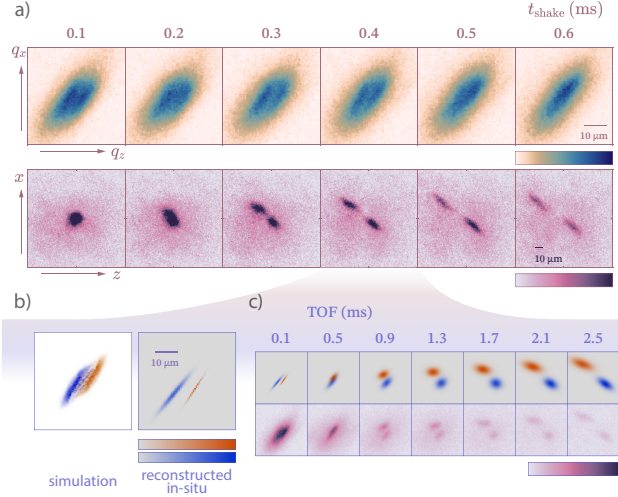


FIG. 2. **a** In-situ (top) and time-of-flight (bottom) images following shaking times t_{shake} from 0.1 ms to 0.6 ms. Data taken with $\xi_{\text{max}} = 0.5$, $f = 63$ kHz, lattice depth $V_L = 2.8E_R$. The image is cropped to the size of the first Brillouin zone. **b** colorized simulation (left) and backward-extrapolated in-situ data fitted from (c) (right) showing the component with $+z$ momentum in red and that with $-z$ momentum in blue. (c). **c** Expansion of the mBEC for varying TOF with $t_{\text{shake}} = 0.4$ ms (bottom) and their dual-peak Gaussian fits (upper, resp. red and blue). All scale bars are $10 \mu\text{m}$.

the roles of the effective kinetic energy and the potential energy, where the harmonic trap is seen as an anisotropic parabolic dispersion, and the particles tend to slide down away from the saddle point. The process is aided by a sharp peak in the dispersion profile around $q_z = 0$ (Fig. 1b), which results from a low lattice depth, so that most of the cluster initially resides on a linear slope descending to either of the dispersion wells \mathbf{q}^* , in contrast to the stronger lattice case, where the initial cluster $\phi(\mathbf{q})$ concentrates on the negative mass region, which may lead to a static soliton [1]. The velocity resulting from the different slopes in momentum space create a separation in position space, which is reflected in the observation that the condensate forms a low-density trench in the middle of the sample that can be resolved in in-situ images, see Fig. 2b. This can be confirmed by extrapolating the two clusters to their original positions with various time of flights (see Fig. 2c, supplemental material). Although the gradient of the effective dispersion is along z , during the bifurcation each cluster also acquires momentum in the x direction, which results from anisotropic effective mass due to the elongated trap. Based on the trap's anisotropy and the angle θ_V , we can calculate the initial bifurcating angle $\theta_q|_{t \rightarrow 0}$ to be close to 30° (See supplementary materials), which agrees with our measurement.

The two clusters move continuously in momentum space. We characterize the trajectory of the two clusters by their separation Δq and the their relative angle to the z axis θ_q (See Fig. 1b). Subsequent evolution

shows that the two clusters will each follow a trajectory resembling a damped oscillation around the corresponding dispersion well. In real space the two clusters also collide, corresponding to the vanishing of the trench in the in-situ profiles after 0.5 ms. At this point, a density wave could be forming at a wavevector corresponding to the separation Δq , whose wavelength $\sim 1.2 \mu\text{m}$ would be beyond our resolution limit of $2 \mu\text{m}$. After collision, we see loss of BEC density from heating and an imbalance of the clusters' molecule number. Although only a fraction of the wavefunction remains condensed, we can still distinguish the two clusters up to 2.0 ms of evolution, when the clusters appear to end up around the potential minima $\pm q^*$. This would not happen in the non-interacting case since the effective dispersion well and the trap potential are far from a harmonic condition and would result in much density dispersion (See supplementary materials Fig. S4), but the repulsive interaction enables the formation of 2D solitons in momentum space.

We performed numeric simulation using a model with an effective dispersion $\hat{D}_{V_L, \omega, \xi_{\text{max}}}(\mathbf{q})$ (see Fig. 3). The evolution of the BEC wavefunction $\psi(\mathbf{r})$ can be described by the non-linear Gross-Pitaevskii equation derived from (1):

$$i\hbar \frac{\partial \psi}{\partial t} = \left\{ -\frac{\hbar^2 \nabla^2}{2m} + V_{\text{trap}}(\mathbf{r}) + g|\psi|^2 + V_L(t) \right\} \psi. \quad (3)$$

The trapping potential V_{trap} for the simulation is adjusted to match the timescale of the experiment, which corresponds with a 25% reduction of the trap frequency [30]. The Hamiltonian is periodic in time with period $T = \frac{2\pi}{\omega}$. Floquet theory tells us that the solution to equation (3) will be in the form $|\psi(t)\rangle = \sum_n a_n |u_n(t)\rangle e^{-i\epsilon_n t/\hbar}$, where $|u_n(t)\rangle$ are the fast-changing Floquet modes. Each mode is t -dependent and periodic in T . The method separates the evolution into a fast-repeating micro-motion $|u_n(t)\rangle$ and the slow-evolving dynamic ϵ_n . The latter of these is where our interest mainly lies, which is described by the effective Hamiltonian (4).

$$\hat{H}_{\tau_0, \text{Floq}} \approx \frac{i\hbar}{T} \log \prod_{\tau_0}^{\tau_0+T} \exp \left\{ -\frac{i}{\hbar} \left[\hat{K} + \hat{V}_0 + \hat{V}_{\frac{\pi}{2}} \xi(t) \right] dt \right\} + \hat{V}_{\text{trap}} + g|\psi|^2 \quad (4)$$

$$\approx \hat{D}_{V_L, \omega, \xi_{\text{max}}} + \hat{V}_{\text{trap}} + g|\psi|^2 \quad (5)$$

To isolate the effective dispersion operator $\hat{D}_{V_L, \omega, \xi_{\text{max}}}$, we take advantage of the fact that the fast changing term in \hat{H} will couple mostly with the kinetic term. In (4), \hat{K} is the kinetic energy operator, \hat{V}_0 and $\hat{V}_{\frac{\pi}{2}}$ are lattice operators for lattices with the same depth V_L at phase 0 and $\frac{\pi}{2}$, representing the static lattice and shaken lattice respectively. $\hat{D}_{V_L, \omega, \xi_{\text{max}}}$ is then calculated numerically and results in the double-well form.

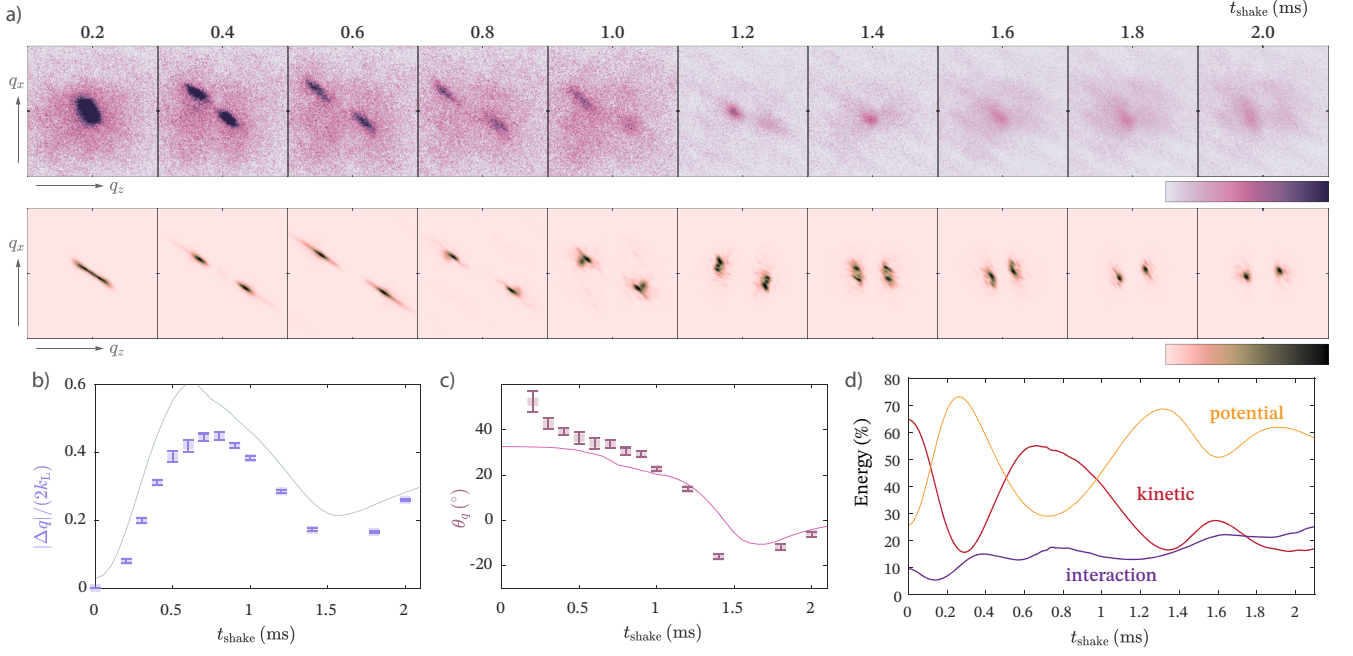


FIG. 3. **a** Evolution of the momentum distribution, the top row is obtained from the 1st Brillouin Zone by TOF imaging, for shaking times $t_{\text{shake}} = 0.2 \text{ ms} \sim 2.0 \text{ ms}$, the bottom row is from simulation under similar conditions. **b** Measurement of the peak separation Δq between the two clusters (points with error bars), together with the corresponding value from GP simulations (solid lines). The lines correspond to results of the simulation with a range of initial sizes. **c** Measurement and GP simulation results for the angle of separation, θ_q . **d** Evolution of the kinetic energy (red), trap potential energy (yellow), and interaction energy (violet) from one of the simulations.

Our simulation starts at the approximate ground state with $V_L = 0$ with a cluster size of $16 \mu\text{m}$, which is empirically chosen slightly smaller than the experimental size to account for the 27% condensate fraction. We then take a Trotter product of $\exp\left\{-(i + \Gamma)\hat{D}\Delta t/\hbar\right\}$ and $\exp\left\{-(i + \Gamma)(\hat{V}_{\text{trap}} + g|\psi^2|)\Delta t/\hbar\right\}$ by calculating their matrix representations in momentum space and position space respectively (see supplemental material), where Γ is an empirical dissipation coefficient [31]. Unfortunately, the single-band GP method fails to capture the interaction that exists between higher band states and the ground band, that is it assumes the ground-to-first excited transition frequency is not affected by interactions. In reality this frequency, or equivalently the phase velocity of acoustic waves with the period of the lattice spacing, is shifted for strongly interacting systems. To correct for this, we introduce a modified recoil energy E'_R acquired from the measured phase velocity in a Kapitza-Dirac experiment, which is about 10% larger than the E_R calculated from the molecular mass. This is consistent with the observation that the shaking frequency threshold for creating a momentum bifurcation is generally larger than the free particle band gap would allow (See Fig. 4). The experiment and simulation under the same nominal conditions shows the same trend of bifurcation and a similar subsequent trajectory for the pair of solitons (Fig. 3). The simulation allows us to tune

a wider range of parameters. We discovered that other than the sharp peak feature in the dispersion relation, the clear bifurcation requires the initial potential energy to be smaller than the total kinetic energy, which allows for the following periodic conversion between the two, corresponding to the oscillation in the trajectory. Our result can serve as a cross-over region between the two dynamical phases of chaotic decay at large confinement and static soliton at no confinement [1] (See Fig. S5 in supplementary materials).

By tuning the shaking frequency ω we effectively change how much the second band protrudes into the ground band in the Floquet picture, and the separation between the quasienergy minima $2|q^*|$. At lower frequencies, the momentum space clusters glide along a longer slope and exhibits larger separation Δq at the same t_{shake} . At higher frequencies, the target band is not hybridized and $q^* = 0$, the bifurcation will thus not happen. Figure 4 displays the evolution at a range of f , which matches our simulation results. Increasing the amplitude of the shaking does not change the band shape significantly for the conditions of our experiment, and therefore does not affect the simulation results.

In conclusion, we have successfully loaded a strongly interacting $^6\text{Li}_2$ molecular BEC into a shaken lattice, with a Floquet engineered double-well dispersion. The resulting dynamics differs significantly from previous observations, featuring a bifurcation into two clusters in

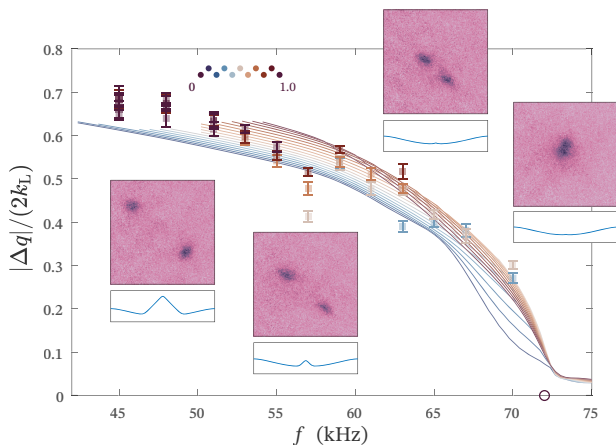


FIG. 4. Variation of the peak separation Δq at $t_{\text{shake}} = 0.4\text{ms}$ for a range of shaking frequencies from $f = 45 \sim 72\text{kHz}$ (data points with error bars) together with results from the GP simulation (solid lines). The inset images are TOF momentum distributions from which Δq is determined, together with the calculated dispersion appropriate to that frequency (from left to right: 48, 63, 70, 72kHz). The color of the lines and data points indicate different shaken amplitudes ξ_{max} .

momentum space and a trench in the position space density. We can describe the dynamics semi-classically by mapping it to a model featuring anisotropic mass and reproduce it qualitatively with a Gross-Pitaevskii simulation. We show that this phenomenon is enabled by the repulsive interaction and occurs over a substantial range of dispersion relations tuned via the lattice shaking frequency. The rapid splitting into two clusters suggests a novel method for preparing molecular-Bose or Fermi systems in non-equilibrium states with exotic engineered dispersions. For example, if after the initial splitting, conditions could be altered by the appropriate counterdiabatic protocol, one might produce a “soft-landing” for the two clusters leaving them as quasi-stable domains. In such a way even strongly interacting systems, such as unitary Fermi gases, might be prepared in domain configurations that couldn’t be achieved adiabatically due to unwanted collisional heating [32–34].

ACKNOWLEDGMENTS

We acknowledge funding from NSF CAREER award No. 1941985. We also thank Carlos Sa de Melo for comments on the manuscript.

-
- [1] M. Mitchell, A. Di Carli, G. Sinuco-León, A. La Rooy, S. Kuhr, and E. Haller, Floquet solitons and dynamics of periodically driven matter waves with negative effective mass, *Physical Review Letters* **127**, 243603 (2021).
 - [2] M. Serbyn, D. A. Abanin, and Z. Papić, Quantum many-body scars and weak breaking of ergodicity, *Nature Physics* **17**, 675 (2021).
 - [3] P. N. Jepsen, Y. K. E. Lee, H. Lin, I. Dimitrova, Y. Margalit, W. W. Ho, and W. Ketterle, Long-lived phantom helix states in heisenberg quantum magnets, *Nature Physics* **18**, 899 (2022).
 - [4] T. Lahaye, J. Metz, B. Froehlich, T. Koch, M. Meister, A. Griesmaier, T. Pfau, H. Saito, Y. Kawaguchi, and M. Ueda, d-wave collapse and explosion of a dipolar bose-einstein condensate, *Physical review letters* **101**, 080401 (2008).
 - [5] L. W. Clark, A. Gaj, L. Feng, and C. Chin, Collective emission of matter-wave jets from driven bose-einstein condensates, *Nature* **551**, 356 (2017).
 - [6] L. W. Clark, L. Feng, and C. Chin, Universal space-time scaling symmetry in the dynamics of bosons across a quantum phase transition, *Science* **354**, 606 (2016).
 - [7] K.-X. Yao, Z. Zhang, and C. Chin, Domain-wall dynamics in bose-einstein condensates with synthetic gauge fields, *Nature* **602**, 68 (2022).
 - [8] D. Sels and A. Polkovnikov, Minimizing irreversible losses in quantum systems by local counterdiabatic driving, *Proceedings of the National Academy of Sciences* **114**, E3909 (2017).
 - [9] A. Eckardt, Colloquium: Atomic quantum gases in periodically driven optical lattices, *Reviews of Modern Physics* **89**, 011004 (2017).
 - [10] C. Weitenberg and J. Simonet, Tailoring quantum gases by floquet engineering, *Nature Physics* **17**, 1342 (2021).
 - [11] H. P. Zahn, V. P. Singh, M. N. Kosch, L. Asteria, L. Freystatzky, K. Sengstock, L. Mathey, and C. Weitenberg, Formation of spontaneous density-wave patterns in dc driven lattices, *Phys. Rev. X* **12**, 021014 (2022).
 - [12] J. Struck, J. Simonet, and K. Sengstock, Spin-orbit coupling in periodically driven optical lattices, *Phys. Rev. A* **90**, 031601 (2014).
 - [13] J. Struck, C. Ölschläger, M. Weinberg, P. Hauke, J. Simonet, A. Eckardt, M. Lewenstein, K. Sengstock, and P. Windpassinger, Tunable gauge potential for neutral and spinless particles in driven optical lattices, *Physical review letters* **108**, 225304 (2012).
 - [14] G. Jotzu, M. Messer, R. Desbuquois, M. Lebrat, T. Uehlinger, D. Greif, and T. Esslinger, Experimental realization of the topological haldane model with ultracold fermions, *Nature* **515**, 237 (2014).
 - [15] K. Sandholzer, *Floquet engineering of ultracold atoms in optical lattices*, Ph.D. thesis, ETH Zurich (2022).
 - [16] C. V. Parker, L.-C. Ha, and C. Chin, Direct observation of effective ferromagnetic domains of cold atoms in a shaken optical lattice, *Nature Physics* **9**, 769 (2013).
 - [17] B. M. Anderson, L. W. Clark, J. Crawford, A. Glatz, I. S. Aranson, P. Scherpelz, L. Feng, C. Chin, and K. Levin, Direct lattice shaking of bose condensates: Finite momentum superfluids, *Physical review letters* **118**, 220401 (2017).
 - [18] B. Song, S. Dutta, S. Bhave, J.-C. Yu, E. Carter, N. Cooper, and U. Schneider, Realizing discontinuous quantum phase transitions in a strongly correlated driven optical lattice, *Nature Physics* **18**, 259 (2022).

- [19] A. Keleş, E. Zhao, and W. V. Liu, Effective theory of interacting fermions in shaken square optical lattices, *Physical Review A* **95**, 063619 (2017).
- [20] S.-L. Zhang, L.-J. Lang, and Q. Zhou, Chiral d-wave superfluid in periodically driven lattices, *Physical Review Letters* **115**, 225301 (2015).
- [21] T. Kawamura, Y. Ohashi, and R. Hanai, Proposed fermi-surface reservoir engineering and application to realizing unconventional fermi superfluids in a driven-dissipative nonequilibrium fermi gas, *Physical Review A* **106**, 013311 (2022).
- [22] Z. Zheng, C. Qu, X. Zou, and C. Zhang, Floquet fulde-ferrell-larkin-ovchinnikov superfluids and majorana fermions in a shaken fermionic optical lattice, *Physical Review A* **91**, 063626 (2015).
- [23] Z. Zheng, C. Qu, X. Zou, and C. Zhang, Fulde-ferrell superfluids without spin imbalance in driven optical lattices, *Physical review letters* **116**, 120403 (2016).
- [24] J. J. Kinnunen, J. E. Baarsma, J.-P. Martikainen, and P. Törmä, The fulde-ferrell-larkin-ovchinnikov state for ultracold fermions in lattice and harmonic potentials: a review, *Reports on Progress in Physics* **81**, 046401 (2018).
- [25] Y.-a. Liao, A. S. C. Rittner, T. Paprotta, W. Li, G. B. Partridge, R. G. Hulet, S. K. Baur, and E. J. Mueller, Spin-imbalance in a one-dimensional fermi gas, *Nature* **467**, 567 (2010).
- [26] U. Schneider, L. Hackermüller, S. Will, T. Best, I. Bloch, T. A. Costi, R. W. Helmes, D. Rasch, and A. Rosch, Metallic and insulating phases of repulsively interacting fermions in a 3d optical lattice, *Science* **322**, 1520 (2008), <https://www.science.org/doi/pdf/10.1126/science.1165449>.
- [27] B. A. Olsen, M. C. Revell, J. A. Fry, D. E. Sheehy, and R. G. Hulet, Phase diagram of a strongly interacting spin-imbalanced fermi gas, *Phys. Rev. A* **92**, 063616 (2015).
- [28] Y. Long, F. Xiong, V. Gaire, C. Caligan, and C. V. Parker, All-optical production of li 6 molecular bose-einstein condensates in excited hyperfine levels, *Physical Review A* **98**, 043626 (2018).
- [29] Y. Long, F. Xiong, and C. V. Parker, Spin susceptibility above the superfluid onset in ultracold fermi gases, *Physical Review Letters* **126**, 153402 (2021).
- [30] The trapping frequency measurement has to be done without the lattice laser retro-reflected. We increase the power to attempt to get the same trapping condition, but the matching may not be exact.
- [31] A. Rançon and K. Levin, Equilibrating dynamics in quenched bose gases: Characterizing multiple time regimes, *Physical Review A* **90**, 021602 (2014).
- [32] S. Choudhury and E. J. Mueller, Stability of a floquet bose-einstein condensate in a one-dimensional optical lattice, *Physical Review A* **90**, 013621 (2014).
- [33] S. Choudhury and E. J. Mueller, Stability of a bose-einstein condensate in a driven optical lattice: Crossover between weak and tight transverse confinement, *Physical Review A* **92**, 063639 (2015).
- [34] S. Choudhury and E. J. Mueller, Transverse collisional instabilities of a bose-einstein condensate in a driven one-dimensional lattice, *Physical Review A* **91**, 023624 (2015).