

Clifford-Deformed Surface Codes

Arpit Dua^{1,*}, Aleksander Kubica^{2,3,†}, Liang Jiang^{2,4}, Steven T. Flammia^{2,3} and Michael J. Gullans^{5,*}

¹*Department of Physics and Institute for Quantum Information and Matter, California Institute of Technology, Pasadena, California 91125, USA*

²*AWS Center for Quantum Computing, Pasadena, California 91125, USA*

³*California Institute of Technology, Pasadena, California, 91125, USA*

⁴*Pritzker School of Molecular Engineering, The University of Chicago, Illinois 60637, USA*

⁵*Joint Center for Quantum Information and Computer Science, NIST/University of Maryland, College Park, Maryland 20742, USA*



(Received 9 September 2023; accepted 21 February 2024; published 19 March 2024)

Various realizations of Kitaev's surface code perform surprisingly well for biased Pauli noise. Attracted by these potential gains, we study the performance of Clifford-deformed surface codes (CDSCs) obtained from the surface code by the application of single-qubit Clifford operators. We first analyze CDSCs on the 3×3 square lattice and find that, depending on the noise bias, their logical error rates can differ by orders of magnitude. To explain the observed behavior, we introduce the effective distance d' , which reduces to the standard distance for unbiased noise. To study CDSC performance in the thermodynamic limit, we focus on random CDSCs. Using the statistical mechanical mapping for quantum codes, we uncover a phase diagram that describes random CDSC families with 50% threshold at infinite bias. In the high-threshold region, we further demonstrate that typical code realizations outperform the thresholds and subthreshold logical error rates, at finite bias, of the best-known translationally invariant codes. We demonstrate the practical relevance of these random CDSC families by constructing a translation-invariant CDSC belonging to a high-performance random CDSC family. We also show that our translation-invariant CDSC outperforms well-known translation-invariant CDSCs, such as the $XZZX$ and XY codes.

DOI: [10.1103/PRXQuantum.5.010347](https://doi.org/10.1103/PRXQuantum.5.010347)

I. INTRODUCTION

Optimization of quantum error-correcting (QEC) codes for realistic noise models is one of the essential steps towards reducing overhead in fault-tolerant quantum computing. Among QEC codes, Kitaev's surface code [1–3] and a multitude of its variants [4–8] are perhaps the most experimentally feasible as they can be implemented in two-dimensional architectures with only nearest-neighbor interactions and offer reasonably high circuit noise thresholds. Realistic noise, however, is likely to exhibit bias toward one type of error. For example, biased noise can be found or engineered in the architectures based on

superconducting qubits [9], trapped ions [10], and spin qubits [11,12]. Furthermore, noise bias can be preserved through careful engineering of fault-tolerant protocols or quantum gates [13–15].

Bias in realistic noise can be beneficial from the perspective of QEC. Two prominent examples are the XY and $XZZX$ surface codes [6,8]. While both are Clifford equivalent to the CSS surface code, they both significantly outperform the latter in terms of the threshold and subthreshold scaling of the logical error rate for noise biased towards Pauli-Z errors [6–8,16,17].

Inspired by these significant improvements, we provide a thorough study of the performance of surface codes against biased noise. For concreteness, we focus on $L \times L$ square lattices, where L is odd, with open boundary conditions; see Fig. 1. We consider stabilizer codes that are obtained from the surface code by the application of single-qubit Clifford operators. We collectively refer to such codes as Clifford-deformed surface codes (CDSCs).

We assume that every qubit is affected by independent and identically distributed (IID) biased Pauli noise with physical error rate $p = p_X + p_Y + p_Z$ and bias $\eta \geq 0.5$,

*Corresponding authors. adua@caltech.edu and mgullans@umd.edu

[†]These authors contributed equally.

Published by the American Physical Society under the terms of the [Creative Commons Attribution 4.0 International](https://creativecommons.org/licenses/by/4.0/) license. Further distribution of this work must maintain attribution to the author(s) and the published article's title, journal citation, and DOI.

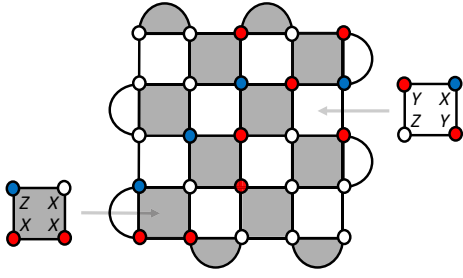


FIG. 1. A Clifford-deformed surface code on the 5×5 square lattice with open boundary conditions. Qubits are on vertices and, in the absence of Clifford deformations, X and Z stabilizer generators are associated with gray and white faces, respectively. To modify the stabilizer group, we apply single-qubit Clifford operations H and $H\sqrt{Z}H$ to blue and red qubits, respectively. We depict two stabilizer generators.

where $p_X = p_Y = p_Z/(2\eta)$ are the Pauli error rates. Then, for a given error rate and bias, we seek CDSCs with optimal performance in terms of either the logical error rate or the code-capacity threshold.

For infinite bias, we explore the threshold phase diagram for random CDSCs and conjecture the existence of a connected region, where the corresponding codes have a threshold of 50%. For a moderate noise bias $\eta \sim 100$, we numerically find that typical random CDSCs in the high-threshold region can outperform the thresholds and subthreshold logical error rates of the best known translationally invariant codes, such as the XY and $XZZX$ surface codes. We use the statistical-mechanical description of error-correction thresholds [3,18] to optimize the QEC performance while also uncovering novel types of correlated percolation problems [19–21] and phase transitions in disordered realizations of the eight-vertex model [22,23]. More generally, one can consider time-dependent constant-depth Clifford circuits to improve the QEC performance, which shares similarities with other dynamically generated QEC codes [24–27] arising in the context of random circuits, measurement-induced phase transitions, and Floquet dynamics.

II. CLIFFORD DEFORMATIONS

Given any stabilizer code [28], we can modify its stabilizer group by applying arbitrary single-qubit Clifford operators or other low-depth circuits [29]. Although the resulting code is topologically equivalent to the original code, the QEC performance can be improved, especially for biased Pauli noise. This is exemplified by the $XZZX$ surface code [8] that is obtained from the CSS surface code by applying the Hadamard gate H to every other qubit.

We are interested in the QEC performance of the CDSCs against Pauli noise biased towards Pauli Z errors. Since we assume a symmetry between Pauli X and Y errors, i.e., $p_X = p_Y$, it is sufficient to consider Clifford deformations

whose action (by conjugation) on the single-qubit Pauli operators is either trivial, or $X \leftrightarrow Z$, or $Y \leftrightarrow Z$. Such Clifford deformations are tensor products of the identity operator I , H , and $H\sqrt{Z}H$.

A. Small CDSCs and effective distances

We now study a small surface code and demonstrate that there is a wide range of possible Clifford deformations and associated code performances. For the representative values of the physical error rate $p = 10^{-2}$ and bias $\eta = 500$ we compare the performance (measured in terms of the logical error rate) of CDSCs on the 3×3 square lattice; Fig. 2(a). There are $3^9 = 19\,683$ CDSCs to consider [30]. Also, for a selection of codes we study their performance as a function of bias η for fixed error rate $p = 10^{-2}$; Fig. 2(b). For the depolarizing noise, that is a special case of Pauli biased noise with $\eta = 0.5$, all the CDSCs have the same performance, whereas in the regime of the large noise bias, i.e., $\eta \gtrsim 10^6$, the XY surface code provides a clear advantage over other CDSCs, including the CSS and $XZZX$ surface codes. To find the logical error rate we use the maximum-likelihood decoder.

Although all CDSCs on the 3×3 square lattice have distance three, their logical error rates can be vastly different. Moreover, the relative performance of codes changes with the noise bias; see Fig. 2(b). To explain this, we introduce notions of the *effective distance* d' and *half-distance* t' of a QEC code for the IID Pauli noise with error rate p

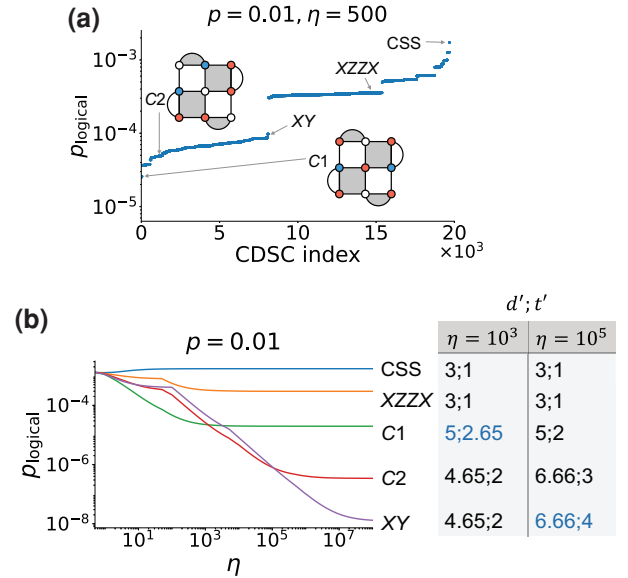


FIG. 2. (a) Comparison of the logical error rate p_{logical} for all possible CDSCs on the 3×3 square lattice against biased Pauli noise with $p = 0.01$ and $\eta = 500$. (b) Logical error rate p_{logical} as a function of the noise bias η for selected CDSCs and fixed $p = 0.01$. Effective distance d' and half-distance t' (up to three leading digits) are shown in the table. For a given η , codes with the highest values $d'; t'$ (colored in blue) perform best.

and bias η as follows:

$$d' = \mathcal{N}^{-1} \log(p_{\log}(1-p)^{-n}), \quad (1)$$

$$t' = \mathcal{N}^{-1} \log(p_{\text{cor}}(1-p)^{-n}). \quad (2)$$

Here $\mathcal{N} = \log(p\eta(1+\eta)^{-1}(1-p)^{-1})$ is a normalization factor, n is the number of qubits, p_{\log} and p_{cor} are the probabilities of the most likely Pauli operator that, respectively, implements a nontrivial logical operator and is noncorrectable. By definition, $t' \geq d'/2$. Also, for the depolarizing noise, we have $p_{\log} = (p/3)^d(1-p)^{n-d}$ and $p_{\text{cor}} = (p/3)^t(1-p)^{n-t}$, where d is the code distance and $t = \lceil (d-1)/2 \rceil$, resulting in $d' = d$ and $t' = t$.

The quantities d' and t' , roughly speaking, capture log probabilities of the most likely nontrivial logical operator and noncorrectable error, respectively. Since d' and t' depend on the noise bias η , they constitute a better proxy to the logical error rate than standard code distance d . Note that this proxy is valid whenever p is low and one can ignore entropic factors. Knowing d' and t' allows us to predict which CDSCs on the 3×3 square lattice perform best for given p and η ; see Fig. 2(b). Note that we use d' and t' as alternative measures of code performance for our analysis of small codes. However, they are not efficiently calculable for large system sizes that we consider in the next section.

III. RANDOM CDSCS

We now consider the Clifford-deformed surface codes in the thermodynamic limit. In the thermodynamic limit, it is inefficient to study all possible Clifford deformations, even when the deformations are limited to single-qubit operations I , H , and H_{YZ} . Instead, we construct random realizations of the CDSC by selecting, independently for every qubit, I , H , or H_{YZ} with probabilities $1 - \Pi_{XZ} - \Pi_{YZ}$, Π_{XZ} , and Π_{YZ} , respectively. As discussed in Sec. II, we consider symmetric Z bias ($p_X = p_Y$) and in this case, it is sufficient to consider these single-qubit Clifford operations to find inequivalent code performances of CDSCs. Given Π_{XZ} and Π_{YZ} , we refer to the resulting family of CDSCs as the (Π_{XZ}, Π_{YZ}) random CDSC. Our goal is to understand the performance of a typical realization of the (Π_{XZ}, Π_{YZ}) random CDSC [31].

To perform a systematic study of CDSC performance in the thermodynamic limit, we now explore the phase space (Π_{XZ}, Π_{YZ}) of all random CDSCs, where, by definition, $\Pi_{XZ}, \Pi_{YZ} \geq 0$ and $\Pi_{XZ} + \Pi_{YZ} \leq 1$; see Fig. 3(a). The $(0,0)$ and $(0,1)$ random CDSCs correspond to the CSS and XY surface codes, respectively. Due to the code and noise symmetries, the $(\Pi_{XZ}, 0)$ and $(1 - \Pi_{XZ}, 0)$ random CDSCs are equivalent. We choose the $(0,0)$ random CDSC to be the reference code to which we apply Clifford deformations. Note that the $XZZX$ code is a realization of the $(0.5, 0)$ random CDSC.

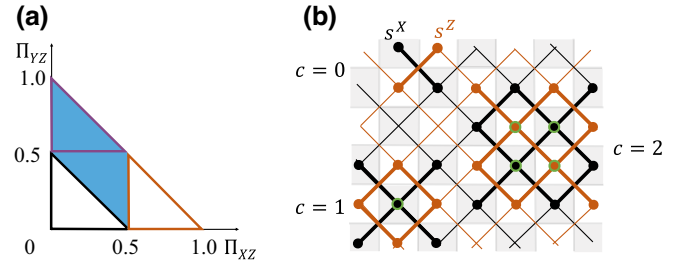


FIG. 3. (a) Phase diagram for random CDSCs at infinite bias. Typical realizations of random CDSCs in the blue region of the (Π_{XZ}, Π_{YZ}) phase space have a 50% threshold. The black and orange boundaries enclose regions where the s^X and s^Z sublattices order; in the region enclosed by purple boundaries we expect the system to order due to the J_Y constraints. (b) Random-bond Ising model associated with a CDSC; the Hamiltonian is obtained by applying the deformations that define the CDSC to the Hamiltonian in Eq. (3). We highlight the clusters ($c = 0, 1, 2$) used in the approximate analytical method to estimate thresholds for the XY code [33]. Spins circled in green are summed over while others are fixed.

A. Infinite bias phase diagram for random CDSCs

To evaluate the performance of random CDSCs, we first study their behavior at infinite bias. In particular, using the principles of statistical mechanics, we conjecture the existence of a region in the (Π_{XZ}, Π_{YZ}) phase space where the corresponding random CDSCs have a 50% threshold; see Fig. 3(a). We support this conjecture via tensor network simulations for random CDSCs by applying a straightforward adaptation of the tensor network decoder by Bravyi *et al.* [32], which efficiently approximates the maximum-likelihood decoder [33].

To understand the (Π_{XZ}, Π_{YZ}) phase space, we invoke the connection between thresholds of QEC codes and phase transitions in statistical-mechanical classical spin models [3, 18, 34–38]. The key idea behind this statistical-mechanical mapping is that a certain partition function of the disordered statistical-mechanical model gives the probability of a logical class of errors. Due to this, the mapping relates the optimal error-correction threshold of CDSCs to a critical point along the Nishimori line [39], which is a symmetric submanifold in the parameter space, for a two-dimensional random-bond Ising model (RBIM) [40]. For the CSS surface code, which corresponds to the point $(0,0)$, this RBIM is given by the eight-vertex model [22, 23] whose disordered Hamiltonian (neglecting boundary terms), contains the following two- and four-body terms, i.e.,

$$\mathcal{H}_E = - \sum_{\langle i,j \rangle} \tau_X J_X \begin{array}{c} \text{---} s_i^Z \text{---} \\ \diagup \quad \diagdown \\ s_k^Z \end{array} + \tau_Y J_Y \begin{array}{c} \text{---} s_i^X \text{---} \\ \diagdown \quad \diagup \\ s_k^X \end{array} + \tau_Z J_Z \begin{array}{c} \text{---} s_i^X \text{---} \\ \diagup \quad \diagdown \\ s_k^X \end{array}, \quad (3)$$

where $s_*^X, s_*^Z = \pm 1$ are Ising spins associated with every X and Z stabilizer generator of the surface code, and the summation is over locations of qubits, i.e., all \times and \times crossings; see Fig. 3(b). E is a Pauli error for the CSS code that determines the quenched disorder $\tau_P = \pm 1$ via $EP = \tau_P PE$ for every single-qubit Pauli $P = X, Y, Z$. Moreover, $J_P = \frac{1}{4\beta} \log \frac{p_P^{(1-p)}}{p_{XPYPZ}}$, where β is the inverse temperature, is the coupling strength along the Nishimori line. For the CDSC, depending on the deformation H or H_{YZ} , the relevant Hamiltonian is obtained from Eq. (3) by permuting the corresponding coupling constants $\tau_X J_X \leftrightarrow \tau_Z J_Z$ or $\tau_Y J_Y \leftrightarrow \tau_Z J_Z$, respectively.

Since for $\eta = \infty$ there are only Pauli Z errors, the disorder for the coupling constant J_Z in Eq. (3) is fixed, i.e., $\tau_Z = 1$ and $J_Z = \infty$. Thus, the product of any spins that are coupled by J_Z has to be 1. Moreover, since $p_X = p_Y = 0$, $J_X = J_Y$. The constraints are specified, according to the Clifford deformation, as follows:

$$I : \begin{array}{c} s_j^X \\ \diagup \quad \diagdown \\ s_i^X \end{array} = 1, \quad H : \begin{array}{c} s_j^Z \\ \diagup \quad \diagdown \\ s_i^Z \end{array} = 1, \quad H_{YZ} : \begin{array}{c} s_j^X \quad s_l^Z \\ \diagup \quad \diagdown \quad \diagup \quad \diagdown \\ s_k^Z \quad s_i^X \end{array} = 1, \quad (4)$$

which we call J_Z, J_X , and J_Y constraints, respectively. Note that, in the statistical-mechanical mapping, the stabilizers that are violated due to a Z error on a qubit correspond to the spins involved in the constraint associated with that qubit.

We first focus on the point $(0.5, 0)$, which is an extreme point of the 50% threshold region. To understand it, we start from the $(0, 0)$ point and move toward $(0.5, 0)$ along the Π_{XZ} axis by applying H deformations. Since H permutes the coupling constants $\tau_X J_X \leftrightarrow \tau_Z J_Z$, we get a correlated bond percolation problem for the J_X and J_Z constraints on the s^Z and s^X sublattices, respectively. In this description, the occupation of a bond on a sublattice corresponds to satisfying one of the first two constraints in Eq. (1) on the spins connecting the bond. To explain this concretely, we first state the regular bond percolation problem on the square lattice. Each bond on the square lattice is assigned a probability of occupancy. If this probability of occupying a bond is less than the critical value of 0.5, the probability of finding a macroscopic connected cluster of occupied bonds is zero in the thermodynamic limit of infinite system size. In our case, we have two square sublattices that are dual to each other [see Fig. 3(b)] and we are interested in the probability of a macroscopic connected cluster of occupied bonds on both of these square sublattices. The Hadamard H gate turns an occupied bond on one lattice to an occupied bond on the dual lattice associated with the same qubit. Hence, the bond percolation problem on the two dual square sublattices is correlated.

For $\Pi_{XZ} < 0.5$, i.e., below the critical point for the bond percolation problem, the J_X constraints do not percolate. However for $\Pi_{XZ} = 0.5$, both the J_Z and J_X constraints

exhibit critical fluctuations. This is indicative of a second-order phase transition. Generally speaking, as we approach a second-order phase transition, the correlations transition from exponential to power-law decays and right at the critical point, we get scale-invariant fluctuations extending over the full system. For our case, these critical fluctuations manifest in the probability of finding a connected cluster of weight A of J_X and J_Z constraints on the s^Z and s^X sublattices, respectively. This probability scales as $\mathcal{O}(1/A^\tau)$, where $\tau = 187/91$ is the Fisher exponent, while the weight of the largest cluster in the system scales as L^a for $a = 2/(\tau - 1)$ [19]. There is also an important relation between the perimeter of the critical clusters P and their area $A \approx P^{4a/7}$ [41].

We present a heuristic argument that these critical clusters of constraints (that correspond to infinite strength couplings) are sufficient to order the entire system. Assume we are in the ordered phase and take a droplet, i.e., a simply connected region of perimeter ℓ and area $A_\ell \geq \ell$. Fixing $\epsilon \in (0, 0.75)$, the probability Π_ℓ that this droplet has an overlap with at least one critical cluster of perimeter $P \geq \mathcal{O}(\ell^{1+\epsilon})$ scales as $\Pi_\ell \approx A_\ell / \ell^{(1+\epsilon)4a(\tau-2)/7} \geq \mathcal{O}(\ell^{1-(1+\epsilon)5/84})$. Thus, Π_ℓ converges to one with increasing ℓ . Due to the spin constraints, reversing the spins in such a droplet also requires flipping *all* the spins in the overlapping critical clusters, thereby, leading to an energetic cost, $\beta \Delta \mathcal{H}_E \geq \mathcal{O}(\ell^{1+\epsilon})$ for typical disorder realizations along the Nishimori line; since this is a 2D RBIM, the energy cost scales with the perimeter and for the overlapping clusters, it is dominated by their combined perimeter instead of the droplet perimeter ℓ . Applying Peierls' argument [42], the energetic cost of flipping the spins in these droplets will typically dominate the entropic contributions to the free energy arising from the number of droplets $N_\ell < 4^\ell$ with perimeter ℓ . As a result, at any finite temperature, droplets with large perimeters will be prevented from fluctuating (flipping the spins), because of the critical clusters of spin constraints. Thus, the ordered phase along the Nishimori line is stable against the proliferation of macroscopic droplets of area $\mathcal{O}(L^2)$ for any finite temperature as $L \rightarrow \infty$. Based on these arguments, we conjecture that typical $(0.5, 0)$ code realizations remain ordered at any finite temperature along the Nishimori line, which implies that the $(0.5, 0)$ random CDSC threshold is 50%. Numerical simulations confirm our predictions [33].

We note that connected clusters of constraints that span the lattice imply the existence of a logical operator made of Pauli Z 's supported on the same qubits as the cluster constraints. In other words, the connected critical clusters identify nonlocal operators that commute with all local stabilizer terms. In particular, the critical percolation clusters on one of the two (dual) sublattices corresponds to the Z -logical operator. In two dimensions, numerical estimates of the typical length of the minimum spanning path

indicate the scaling $\mathcal{O}(L^{1.1})$ [19]. This implies that the Z distance (defined as the weight of the minimum-weight logical operator comprising Pauli Z 's) for the $(0.5, 0)$ CDSC scales as $\mathcal{O}(L^{1.1})$.

To explain the region $\Pi_{YZ} \geq 0.5$, we recall that the $(0, 1)$ CDSC is the XY code which has a 50% threshold [7] and its associated RBIM has J_Y constraints on all qubit locations. Thus, for the XY code, the free energy cost of insertion of a disorder domain wall corresponding to a logical operator comprising Pauli Z 's in the RBIM diverges with L for any finite temperature. The XY code is the limiting case of $\Pi_{YZ} = 1$ in which the cluster of J_Y constraints spans the entire lattice. More generally, we expect that a macroscopic cluster of J_Y constraints is sufficient to order the entire system. Again, using the result of square lattice bond percolation having a critical point of 0.5, we expect macroscopic clusters of J_Y constraints to occur for $\Pi_{YZ} \geq 0.5$. Furthermore, we argue that the macroscopic connected cluster of J_Y constraints in the phase space region defined by $\Pi_{YZ} \geq 0.5$ is sufficient to order the system.

In the region defined by boundaries $\Pi_{XZ} + \Pi_{YZ} > 0.5$ and $\Pi_{XZ}, \Pi_{YZ} < 0.5$, we cannot focus on the J_Y constraints or J_X/J_Z constraints alone. In fact, in this region, the J_Y constraints combine with the J_X and J_Z constraints to form a macroscopic cluster of constraints on the s^Z and s^X sublattices, respectively. We conjecture that such a “mixed” cluster can also stabilize the ordered phase, i.e., ordering via these mixed macroscopic clusters could explain the interior of the phase diagram. An ordering arising from such a mixed cluster has not been studied in the field of percolation theory and arises especially for our problem of CDSCs under biased noise. We leave detailed investigations of this phenomenon to future work.

B. Finite-bias performance of random CDSCs

Moving away from infinite bias, we want to find (Π_{XZ}, Π_{YZ}) random CDSCs that perform best for a given error rate p and bias η . As a proxy to the logical error rate, we use the effective distance d' and half-distance t' . For instance, for the XY surface code $d'(L) = L - \mathcal{N}^{-1} \log(2\eta)$ in the regime of low p and moderate η [43]. Since we do not know efficient methods of calculating d' and t' for an arbitrary CDSC, we consider small linear system sizes L and study the effective distance increment $\Delta d'(L) = d'(L+2) - d'(L)$ to evaluate code performance. We expect $\Delta d'(L)$ to be indicative of random CDSCs with good subthreshold scaling; see Fig. 4(a).

Using tensor-network simulations, we find that the $(0.25, 0.5)$ random CDSC, which is one of the best performing code families according to $\Delta d'(3)$, outperforms the XY and $XZZX$ surface codes in terms of subthreshold scaling of the logical error rate; see Fig. 4(b) and the Supplemental Material [33]. Moreover, its threshold exceeds the hashing bound and the thresholds of the $XZZX$ and XY codes at a moderate bias of $\eta = 100$; see Fig. 4(c).

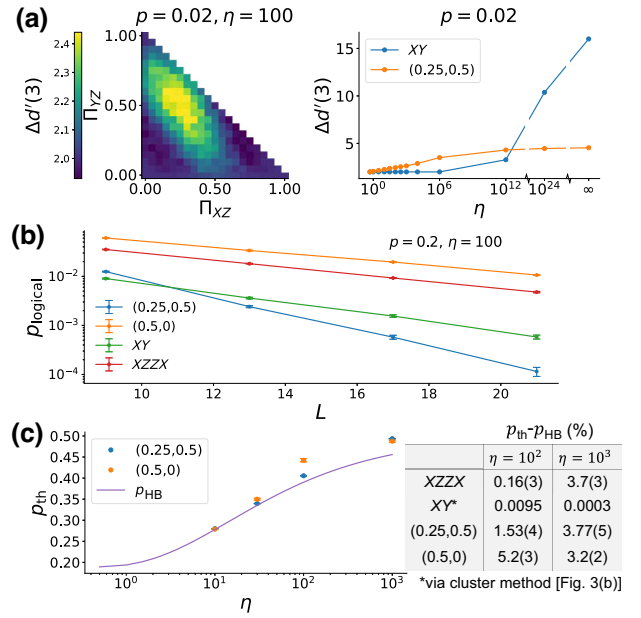


FIG. 4. (a) Effective distance increment $\Delta d'(L = 3)$ for random CDSCs and $p = 0.02$, where we averaged over 2000 realizations for each point. (Left) For $\eta = 100$, the highest value is obtained for the $(0.25, 0.5)$ random CDSC. (Right) $\Delta d'(3)$ as a function of η . For large η , $\Delta d'(3)$ for the XY surface code starts to increase with η (which is consistent with the Z distance of the XY surface code being L^2 for infinite bias [7]) and exceeds $\Delta d'(3)$ for the $(0.25, 0.5)$ random CDSC. (b) Subthreshold logical error rates p_{logical} of random CDSCs on the $L \times L$ square lattice for $p = 0.2$ and $\eta = 100$. (c) Thresholds p_{th} for the $(0.25, 0.5)$ and $(0.5, 0)$ random CDSCs and hashing bound p_{HB} as functions of η . The difference $p_{\text{th}} - p_{\text{HB}}$ is tabulated in percentage for some codes and biases.

We remark that the statistical-mechanical mapping for the XY surface code without disorder is self-dual whenever $p_X = p_Y$. Hence, one can use the cluster methods [44,45] with the clusters in Fig. 3(b) to estimate thresholds at any noise bias η . We describe the method in the Supplemental Material [30] and show the results for two biases in Fig. 4(c). Extending these methods to the non-self-dual regimes at a finite bias (which would apply to other CDSCs) remains an outstanding challenge.

IV. TRANSLATION-INVARIANT CODES FROM RANDOM CDSC FAMILIES

Random CDSC families, investigated in the previous section provide guidance on designing high-performance translation-invariant CDSC. In particular, they suggest ratios of Hadamard H and $H\sqrt{Z}H$ that could be applied in the unit cell associated with a translation-invariant Clifford deformation. In Sec. III, we found that the $(0.25, 0.5)$ random CDSC family performs the best among the random CDSC families in terms of subthreshold failure rates. Hence, as an example, we consider a translation-invariant

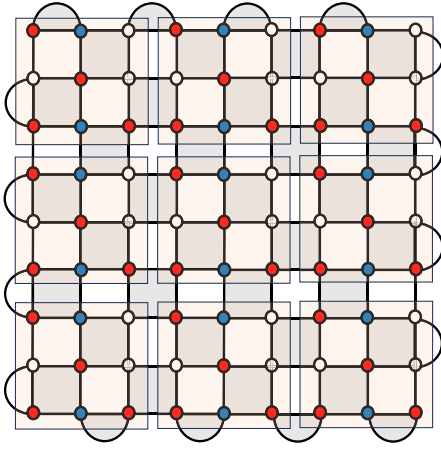


FIG. 5. A translation-invariant CDSC belonging to the $(2/9, 4/9)$ CDSC family. The unit cell of the deformation is highlighted using a square patch. Within the unit cell, the number of H s applied (qubits highlighted in blue) is half the number of $H\sqrt{Z}H$'s (qubits highlighted in red).

realization of random CDSC family $(2/9, 4/9)$, which is close in the (Π_{XZ}, Π_{YZ}) phase space to the $(0.25, 0.5)$ family. We choose this family $(2/9, 4/9)$ instead of $(0.25, 0.5)$ since we consider surface codes on $L \times L$ square lattices, where L is odd.

We investigate the performance of a particular translation-invariant code in this family that is illustrated in Fig. 5 for size $L = 9$. The subthreshold logical error rates, using the BSV decoder, at physical error rate $p = 0.2$ and bias $\eta = 100$ are shown in Fig. 6 (top). The logical error rates for the $XZZX$ code, XY code, and the random CDSC family $(0.25, 0.5)$ (average) are shown for comparison. It is interesting to note that this translation-invariant code not only beats the performance of $XZZX$ and XY codes but also beats the average performance of the optimal random CDSC family $(0.25, 0.5)$. Thus, this translation-invariant code does not yield the typical performance of the $(2/9, 4/9)$ random CDSC family, which typically underperforms the $(0.25, 0.5)$ random CDSC family. In general, it is possible to design codes in a family that are atypical in code performance.

We find the BSV decoder thresholds of this code to be close to those of the $(0.25, 0.5)$ CDSC family and track the Hashing bounds as shown in Fig. 6 (bottom). The detailed plots of logical error rate p_{logical} versus physical error rate p and finite-size scaling at different biases η are shown in Fig. 14 in the Appendix.

V. DISCUSSION

In this work, we introduced the concept of (random) Clifford deformations of QEC codes and used it to construct CDSCs. We observed that for Pauli noise with finite bias η , random CDSCs over a broad range of parameters outperform carefully constructed

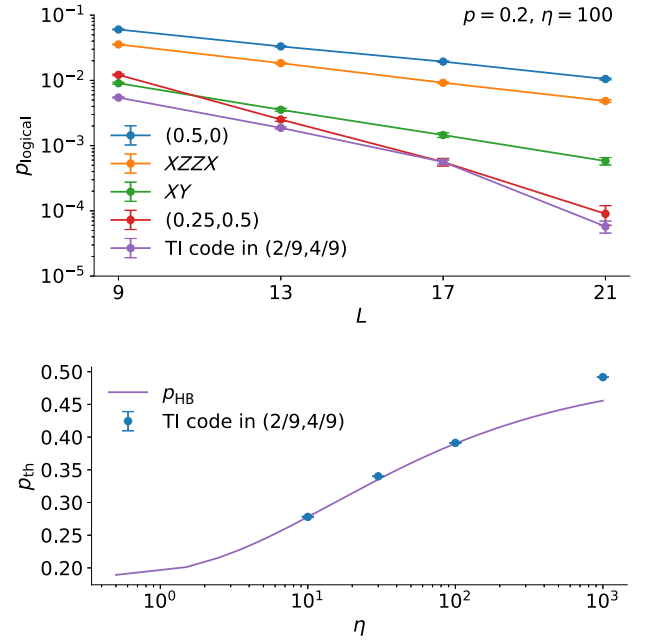


FIG. 6. Top: subthreshold logical error rates p_{logical} of the translation-invariant (TI) code in the $(2/9, 4/9)$ CDSC family (see Fig. 5) on the $L \times L$ square lattice for $p = 0.2$ and $\eta = 100$. The subthreshold logical error rates for the $XZZX$ code and the XY code are shown for comparison. Bottom: thresholds p_{th} for the TI code and the hashing bound p_{HB} as functions of bias η .

translationally invariant codes, such as the XY and $XZZX$ surface codes. Thus, the choice of Clifford deformation is an important optimization parameter in QEC that goes beyond the choice of the lattice and its boundaries. We expect that exploring spatially nonuniform Clifford deformations, quasiperiodic, or translation invariant ones with bigger unit cells will lead to high-performing QEC codes under biased noise. As an example, we provided an explicit derandomized version of one of our high-performance random CDSC family and showed that the high performance is preserved.

To leverage the benefits of CDSCs into practical universal computation, bias-preserving syndrome measurement circuits, and fault-tolerant logical gates need to be found. The statistical mechanics approach to QEC code optimization pursued here should yield similar benefits in the fault-tolerant setting. Using equivalence relations under global Pauli permutations, our results establish that the $(0.5, \Pi_{YZ})$ random CDSCs have a 50% threshold for noise infinitely biased towards any of Pauli X , Y , or Z errors (similar to the $XZZX$ surface code). We expect such random CDSCs to have favorable performance when the bias direction is nonuniform in space while keeping the bias magnitude large, i.e., different qubits can be either X biased, Y biased, or Z biased. This is more clear if we work in the Heisenberg picture, in which we can consider the Clifford deformation on the noise instead of the stabilizers.

Our phase diagram then illustrates spatially nonuniform configurations of noise that yield high performance from the CSS surface code. Now, consider a random CDSC family, let us say $(0.25, 0.5)$, and a noise model with large bias and spatially nonuniform bias directions, instead of the uniform Z -biased noise. In the Heisenberg picture, this effectively yields a spatially nonuniform noise model acting on the CSS code, that is different from the one given by the parameters $(0.25, 0.5)$; in other words, this leads to new effective parameters $(\Pi_{XZ}^{\text{eff}}, \Pi_{YZ}^{\text{eff}})$. For a wide class of spatially nonuniform configurations of bias directions, these new effective parameters $(\Pi_{XZ}^{\text{eff}}, \Pi_{YZ}^{\text{eff}})$ are expected to lie in our high-threshold phase and yield high performance. Overall, CDSCs may provide an attractive approach to building scalable quantum computers.

ACKNOWLEDGMENTS

We thank David Huse, Grace Sommers, and Giacomo Torlai for valuable discussions, Ali Lavasani and Ben Criger for useful feedback on the manuscript and numerics, Eric Huang for sharing his plotting routines, and Victor Albert for help with the entry on CDSCs [46]. The tensor network decoder for the random CDSCs was implemented via an appropriate adaptation of *qecsim* [47] (a Python3 package for simulating quantum error correction using stabilizer codes) and simulations were run on the NIST Raritan cluster. The simulation code and data are available on request. We acknowledge support from the National Science Foundation (QLCI Grant No. OMA-2120757), ARO (W911NF-18-1-0212), the Packard Foundation (2020-71479), the Simons Foundation through the collaboration on Ultra-Quantum Matter (651438, AD) and by the Institute for Quantum Information and Matter, an NSF Physics Frontiers Center (PHY-1733907).

APPENDIX A: ADAPTATION OF THE BSV DECODER AND SIMULATIONS

The Bravyi-Suchara-Vargo (BSV) decoder [32] is an efficient approximation of the optimal maximum-likelihood (ML) decoder [3]. The ML decoder achieves the same error threshold as that obtained from the critical point of the statistical-mechanical mapping of error correction. The BSV decoder achieves a value close to it. Given a particular syndrome configuration, the goal is to calculate the probabilities of logical error classes and provide a correction operator based on the logical class with the maximum probability. Exact evaluation of the logical error class probabilities is, in general, inefficient. The BSV decoder uses an algorithm that efficiently approximates the logical error-class probabilities through tensor-network contractions. The size of the tensors being contracted is reduced through Schmidt decomposition and retaining only the χ largest Schmidt values, i.e., χ is the bond dimension of the tensors. For a modest value of χ , the method converges

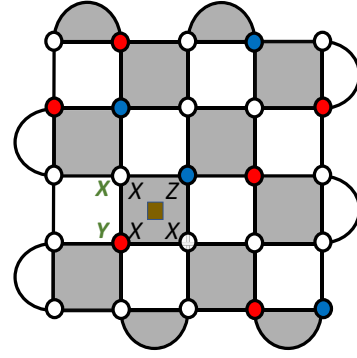


FIG. 7. Example to describe the modification in the evaluation of logical error class probability due to Clifford deformations. Pauli error is shown in green letters. The goal is to evaluate the probability of the product of the error times the marked stabilizer; this product appears as a term in the logical error class probability evaluated via tensor network contraction. Without the Clifford deformations, error times the marked stabilizer gives two X operators and one Z operator resulting in a probability $p_X^2 p_Z (1-p)^{L^2-3}$ where p is the total error rate and L^2 is the number of qubits. Because of Hadamard H (blue) and $H_{YZ} = H\sqrt{Z}H$ (red) Clifford deformations acting on two qubits of the marked stabilizer, we instead get three X operators resulting in probability $p_X^3 p_Z^2 (1-p)^{L^2-3}$. Equivalently, we can modify the local noise model on the qubits, according to the Clifford deformations while keeping the stabilizers the same as the CSS surface code to get the same logical error class probability as with deformed stabilizers and a spatially uniform Z bias model.

for a range of noise models and boundary conditions of the surface code.

Our numerical implementation uses a few minor modifications to the BSV decoder for the standard form of the surface code with a uniform noise model. To make these modifications, we keep the Heisenberg picture in mind, i.e., we keep the standard form of the stabilizers but have a spatially varying noise model depending on the Clifford deformations that are applied to the qubits. In the Heisenberg picture, the tensor redefinitions can be understood as having a different local noise model on each qubit leading to the redefinition of the associated tensor. For the random code with a given ratio of Clifford deformations Π_{XZ} and Π_{YZ} , we modify the noise model on each tensor associated with a qubit according to the Pauli permutation acting on it. For example, a local noise model given by (p_X, p_Y, p_Z) maps to (p_Z, p_Y, p_X) under the Hadamard deformation H acting on the qubit. We illustrate this for a particular code realization in Fig. 7.

APPENDIX B: CLUSTER METHOD FOR MAXIMUM-LIKELIHOOD THRESHOLDS

In this [Appendix](#), we describe the approximate analytical method for calculating the critical points of

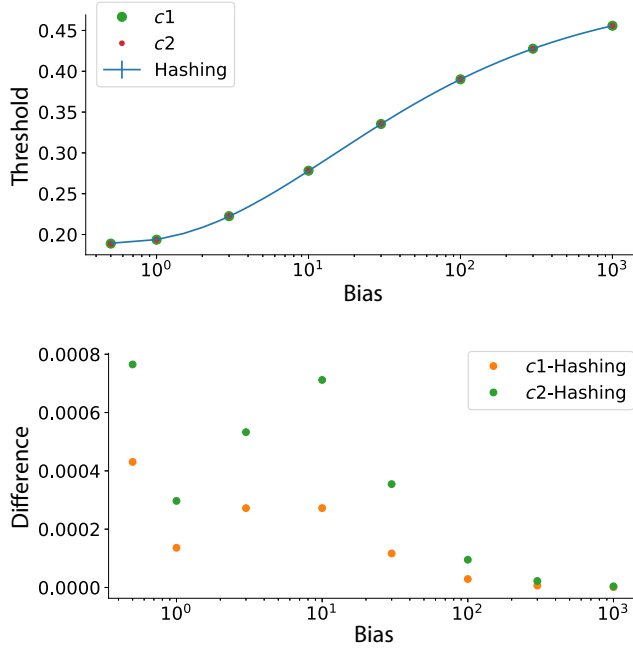


FIG. 8. Top: cluster-based approximations to the finite-bias threshold track the Hashing bound. $c = 0$ approximation is exactly the same as the hashing bound, i.e., $p_{th,c=0} = p_{HB}$ and hence, not shown separately. $c = 1, 2$ approximations are shown using green and red markers with legends $c1$, $c2$, respectively. Bottom: the difference between the threshold values from $c = 1, 2$ cluster approximations and the hashing bound, i.e., $p_{th} - p_{HB}$ is shown.

random-bond Ising models (RBIMs) that are self-dual in the absence of disorder [44,45]. We use this approach to estimate the optimal thresholds for the XY code. The

partition function of the RBIM is given by

$$Z = \sum_{\{s_i\}} \prod_{\{i\}} \text{LBF}(\{s_i\}, \{\tau_P J_P\}) \quad (\text{B1})$$

where $\text{LBF}(\{s_i\}, \{\tau_P J_P\})$ is the local Boltzmann factor (LBF) involving spins $\{s_i\}$ at positions $\{i\}$ in a local neighborhood, interacting with coupling coefficients J_P that have sign disorder τ_P . The statistical mechanical model in Eq. (3) of the main text is the so-called eight-vertex model. The Hamiltonian (neglecting boundary terms) can be written more explicitly as

$$\begin{aligned} \mathcal{H} = & - \sum_{\times} \tau_X J_X \begin{array}{c} s_i^Z \\ \diagup \quad \diagdown \\ s_k^Z \end{array} + \tau_Y J_Y \begin{array}{c} s_i^X \\ \diagup \quad \diagdown \\ s_k^X \end{array} + \tau_Z J_Z \begin{array}{c} s_i^Y \\ \diagup \quad \diagdown \\ s_k^Y \end{array} \\ & - \sum_{\times} \tau_X J_X \begin{array}{c} s_i^Z \\ \diagdown \quad \diagup \\ s_k^Z \end{array} + \tau_Y J_Y \begin{array}{c} s_i^X \\ \diagdown \quad \diagup \\ s_k^X \end{array} + \tau_Z J_Z \begin{array}{c} s_i^Y \\ \diagdown \quad \diagup \\ s_k^Y \end{array}, \end{aligned} \quad (\text{B2})$$

where s_i^X and s_i^Z are Ising spins associated with every X and Z stabilizer generator of the surface code, and the summation is over all qubit locations, i.e., \times and \times crossings; see Fig. 3(b) in the main text.

For the eight-vertex model, the $\text{LBF}(\{s_i\}, \{\tau_P J_P\})$ at inverse temperature β for the spins $\{s_i\}$ on a \times is given by

$$\begin{aligned} \text{LBF}(\{s_i\}, \{\tau_P J_P\}) = & \exp \left(\tau_X J_X \begin{array}{c} s_i^Z \\ \diagup \quad \diagdown \\ s_k^Z \end{array} + \tau_Y J_Y \begin{array}{c} s_i^X \\ \diagup \quad \diagdown \\ s_k^X \end{array} + \tau_Z J_Z \begin{array}{c} s_i^Y \\ \diagup \quad \diagdown \\ s_k^Y \end{array} \right). \end{aligned} \quad (\text{B3})$$

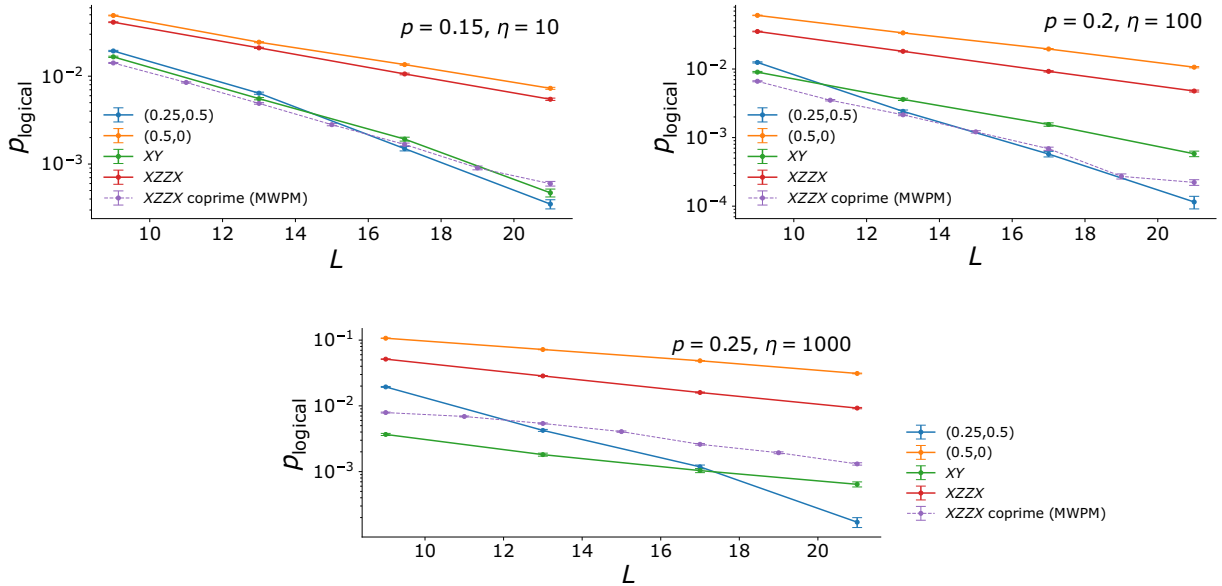


FIG. 9. Subthreshold logical error rates of various CDSCs on the $L \times L$ square lattice for $p = 0.2$ and $\eta = 10, 100, 1000$. The performance of the $XZZX$ code on a $L \times (L + 1)$ torus [8] using the MWPM decoder is included for comparison.

The LBF associated with neighboring qubit of the underlying surface code is similar but with the colors switched, i.e., \times . To average over the sign disorders τ_P in coupling coefficients J_P , we consider a replicated system with n replicas, whose partition function we can write as follows:

$$Z_n = \left\langle \left[\sum_{\{s_i\}} \prod_{\{i\}} \text{LBF}(\{s_i\}, \{\tau_P J_P\}) \right]^n \right\rangle. \quad (\text{B4})$$

Here, $\langle \dots \rangle$ denotes an average over configurations with different disorder realizations. The LBF of the replicated system can be written as follows,

$$\text{LBF}^{(n)}(\{s_i\} \{J_P\}) = \left\langle \left[\prod_{\{i\}} \text{LBF}(\{s_i\}, \{\tau_P J_P\}) \right]^n \right\rangle. \quad (\text{B5})$$

We now consider an n -binary Fourier transform Z^* of the partition function of the replicated system as follows:

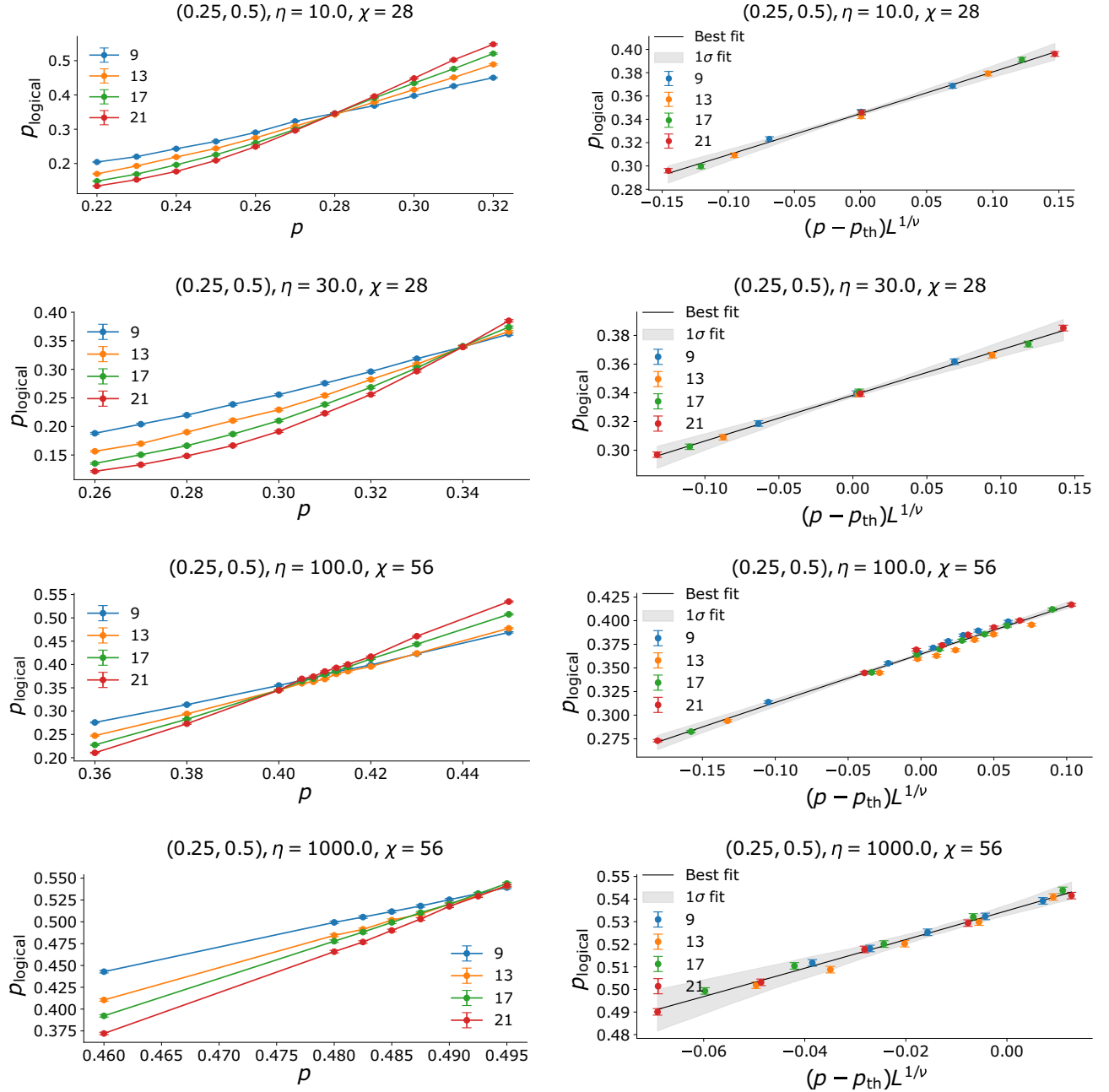


FIG. 10. Logical error rate p_{logical} versus physical error rate p and finite size scaling for the (0.25,0.5) random CDSC at different biases η and using bond dimension χ for the BSV decoder as indicated. Each data point for logical error rate p_{logical} is averaged over 120 000 Monte Carlo runs.

$$Z_n^* = \sum_{\{s_i\}} \prod_{\{i\}} \text{DBF}^{(n)}(\{s_i\}, \{J_P\}), \quad (\text{B6})$$

where s_i indicates the spins in a dual lattice and $\text{DBF}^{(n)}(\{s_i\}, \{J_P\})$ refers to the dual Boltzmann factor, which is given by the n -binary Fourier transformation of the LBF. When the coupling constants J_P are such that the model without quenched disorder is self-dual, then we

can equate the partition function and its n -binary Fourier transformation to get a good approximation to the critical point of the disordered statistical-mechanical model. This critical point is an approximation of the ML threshold of the error-correcting code. The product in the definition of Z_n and Z_n^* is hard to evaluate over the full lattice and can be approximated by taking it over a cluster of spins. The required cluster size increases for a better approximation

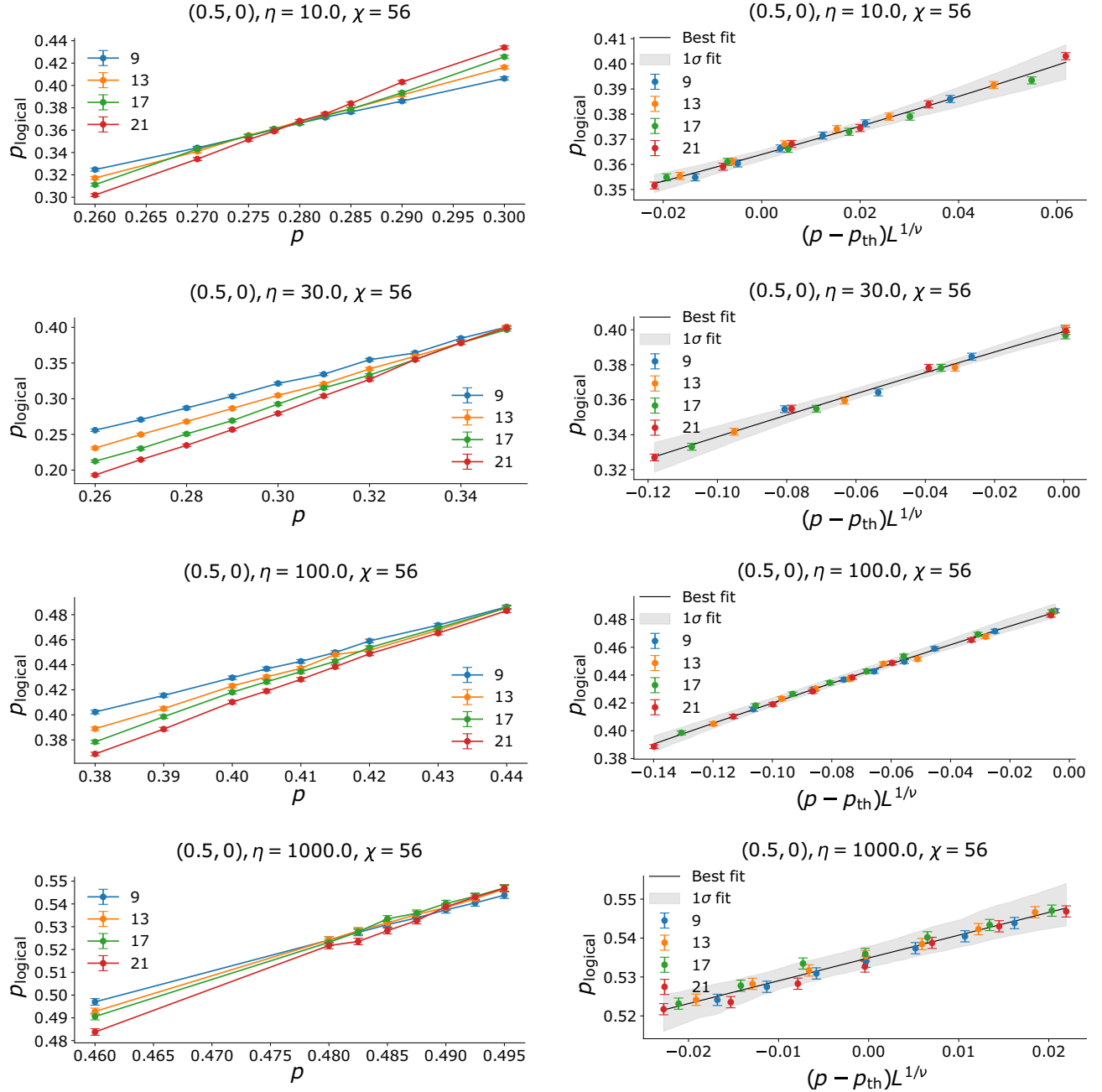


FIG. 11. Logical error rate p_{logical} versus physical error rate p and finite-size scaling for the (0.5,0) random CDSC at different biases η and using bond dimension χ for the BSV decoder as indicated. Each data point for logical error rate p_{logical} is averaged over 120 000 Monte Carlo runs.

to the threshold. We show the clusters we used to get the thresholds in Fig. 3(b) of the main text.

We consider the limit $n \rightarrow 1$ to get a good approximation to the critical point of the disordered statistical-mechanical model. In this limit, $Z_n = Z_n^*$ reduces to the

following equation:

$$\left\langle \log \sum_{\{s_f\}} \prod_{\text{cluster}} \text{LBF} \right\rangle = \left\langle \log \sum_{\{s_f\}} \prod_{\text{cluster}} \text{DBF} \right\rangle, \quad (\text{B7})$$

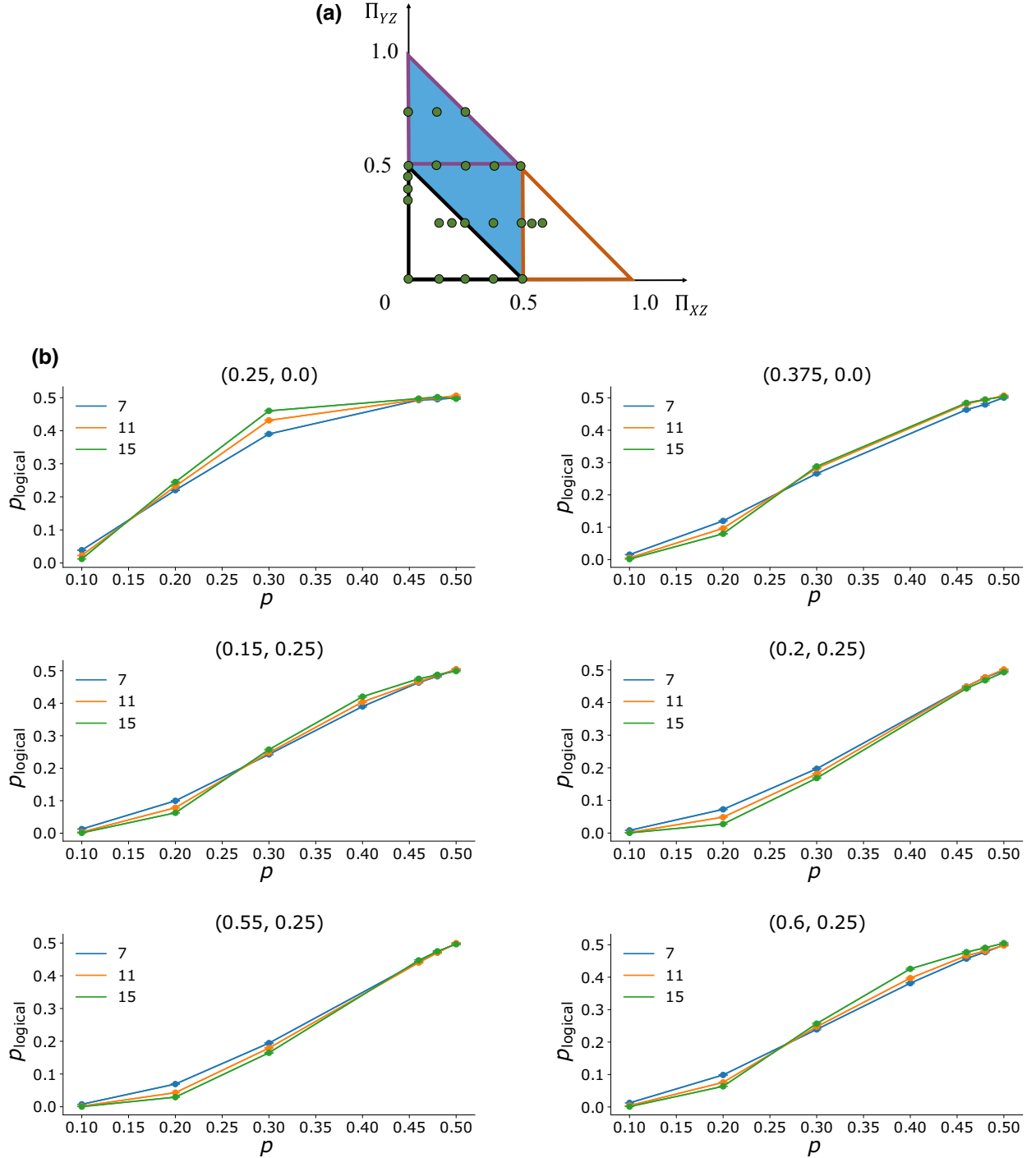


FIG. 12. (a) 50% threshold phase diagram. The random CDSCs whose code performance was studied numerically are marked (green circles). (b) Performance of random CDSCs outside the blue region (50% thresholds) of the phase diagram. Logical error rate p_{logical} versus physical error rate p for the (Π_{XZ}, Π_{YZ}) random CDSCs at bias $\eta = 10^8$. Each data point is averaged over 60 000 Monte Carlo runs of the BSV decoder with a bond dimension, $\chi = 56$.

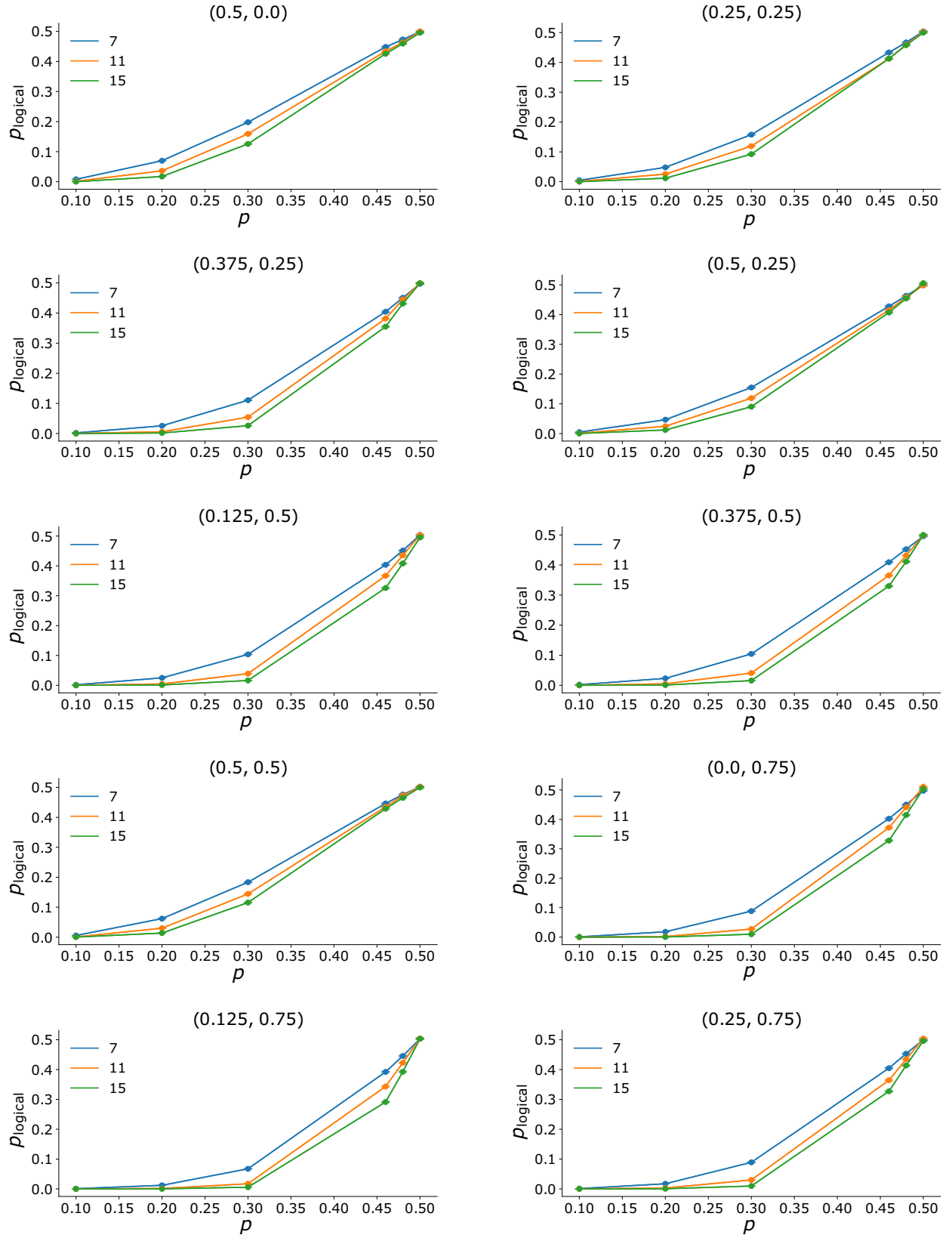


FIG. 13. Performance of random CDSCs inside the blue region (50% thresholds) of the phase diagram. Logical error rate p_{logical} versus physical error rate p for the (Π_{XZ}, Π_{YZ}) random CDSCs at bias $\eta = 10^8$. Each data point is averaged over 60 000 Monte Carlo runs of the BSV decoder with a bond dimension, $\chi = 56$.

where $\langle \dots \rangle$ denotes the disorder average. The eight-vertex model is self-dual when the coupling coefficients $J_X = J_Z$. The LBF expressed in Eq. (B3) can be written as

$$\text{LBF} = \exp \left[\tau_X J_X s_1^Z s_2^Z + \tau_Z J_Z s_1^X s_2^X + \tau_X \tau_Z J_Y s_1^X s_2^Z s_1^Z s_2^Z \right],$$

where s^X denote spins corresponding to the X stabilizers [at the ends of the black bond in Eq. (B3)] and s^Z denote spins corresponding to the Z stabilizers [at the ends of the orange bond in Eq. (B3)]. Taking the Fourier transform,

we get the dual Boltzmann factor DBF as follows:

$$\begin{aligned} \text{DBF} = & \frac{1}{2} \exp \left[\tau_X J_X + \tau_Z J_Z + \tau_X \tau_Z J_Y \right] \\ & + \exp \left[\tau_X J_X - \tau_Z J_Z - \tau_X \tau_Z J_Y \right] s_1^X s_2^X \\ & + \exp \left[-\tau_X J_X + \tau_Z J_Z - \tau_X \tau_Z J_Y \right] s_1^Z s_2^Z \\ & + \exp \left[-\tau_X J_X - \tau_Z J_Z + \tau_X \tau_Z J_Y \right] s_1^X s_2^X s_1^Z s_2^Z. \end{aligned}$$

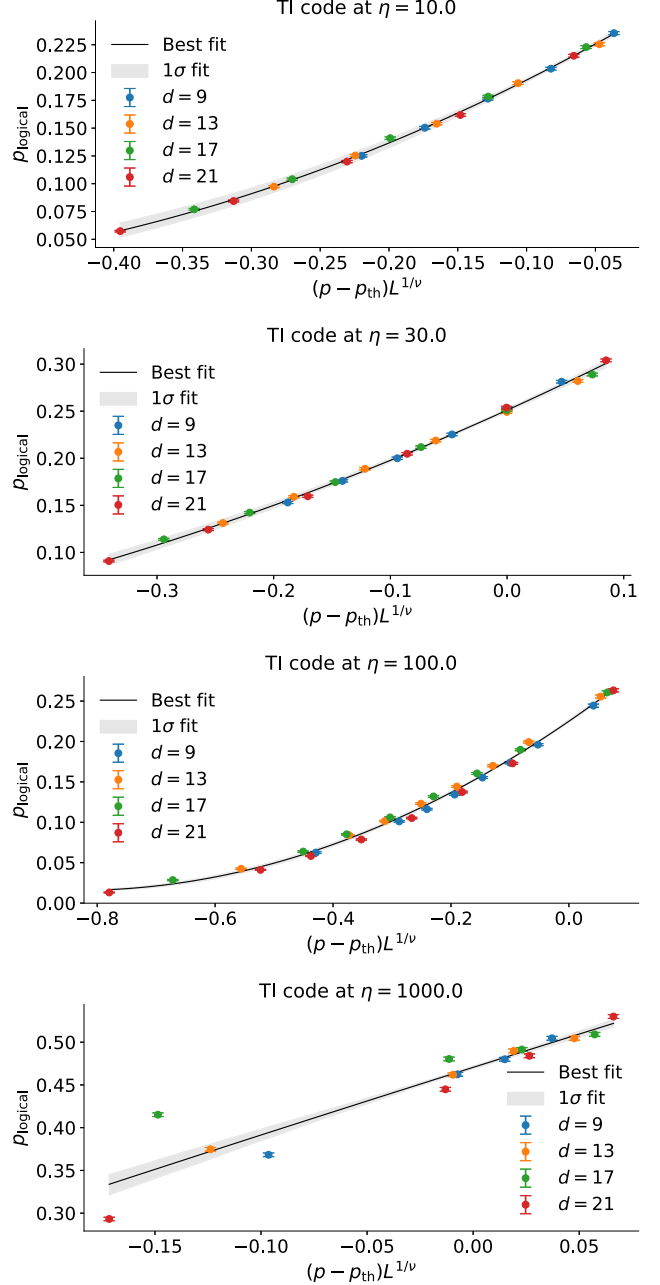
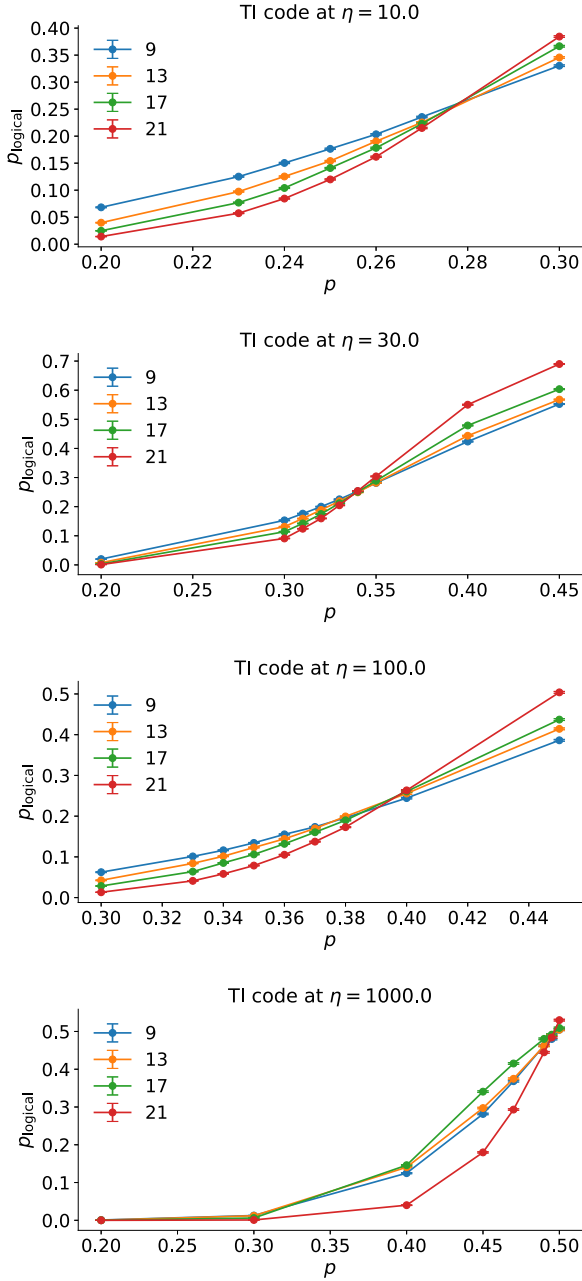


FIG. 14. Logical error rate p_{logical} versus physical error rate p and finite-size scaling for the translation-invariant (TI) code in the CDSC family (2/9,4/9) at different biases η and using bond dimension $\chi = 56$ for the BSV decoder as indicated. Each data point for logical error rate p_{logical} is averaged over 100 000 Monte Carlo runs.

The $c = 0$ result is the same as the hashing bound p_{HB} curve in Fig. 8. We obtained the thresholds $p_{\text{th},c=1}$ and $p_{\text{th},c=2}$ for the XY code using the larger clusters $c = 1$ and $c = 2$ at different values of Z biases η . The difference of the thresholds p_{th} from the hashing bound p_{HB} is also shown in Fig. 8.

APPENDIX C: SUBTHRESHOLD SCALING PLOTS

In Fig. 9 below, we show the plots depicting subthreshold performance of the random CDSCs, the XY code and the $XZZX$ code at different biases $\eta = 10, 100, 1000$, and physical error rate $p = 0.2$. We calculated the logical error rate from 200 000 Monte Carlo runs for code distances $L = 9, 13, 17, 21$. Each Monte Carlo run for simulating error correction on the random CDSC is done on a different realization consistent with the probabilities (Π_{XZ}, Π_{YZ}) . Error bars were calculated through jackknife resampling. We also include the $XZZX$ on a torus with coprime dimensions $L \times (L + 1)$ using a minimum-weight perfect-matching (MWPM) decoder for comparison since it has been shown to have extraordinary subthreshold performance as well. However, since the decoder, the number of qubits $[L(L + 1)]$ as opposed to L^2 for the square lattice codes and the boundary conditions are all different, the comparison's goal is only to justify that the random CDSCs can beat the best known subthreshold performance.

APPENDIX D: PERFORMANCE OF RANDOM CDSCS AND TRANSLATION-INVARIANT CODE REALIZATION

In Figs. 10 and 11 below, we plot the logical error rates of the random CDSCs (0.25, 0.5) and (0.5, 0.0) at different biases $\eta = 10, 30, 100, 1000$. The logical error rate for a particular random CDSC is calculated using 120 000 such runs using the BSV decoder for a set of physical error rates near the threshold p_c for code distances $L \in \{9, 13, 17, 21\}$. For these simulations, we used a large value of the bond dimension, $\chi = 56$. We observe that the decoder converges close to the threshold for this bond dimension at lower biases such as 0.5 and 10. However, close to the threshold at biases of 100 and 1000, we do not observe complete convergence. Hence, we confirm our threshold values by checking the exponential decay of the logical error rate at rates below the threshold.

In Fig. 14, we show the logical error rates of the translation-invariant code from the random CDSC family (2/9, 4/9) at moderate biases $\eta = 10, 30, 100, 1000$. We observe that the thresholds track those of the random families discussed above; the threshold numbers are plotted in Fig. 5(bottom) in the main text.

We also show the finite-size scaling plots where we used the critical exponent method [34], i.e., the values of thresholds were obtained from the logical error rate data

by doing finite-size scaling analysis, i.e., fitting the failure rate curves to the logical error rate $p_{\text{logical}} = A + Bx + Cx^2$, where A, B, C, p_{th} , and ν are fitting coefficients, $x = (p - p_{\text{th}})L^{1/\nu}$ and p is the error rate. Note that p_{th} and ν correspond to the threshold and critical exponent, respectively.

APPENDIX E: RANDOM CDSCS AT LARGE BIAS $\eta = 10^8$

We tested our conjectured phase diagram of 50% thresholds for random CDSCs, shown in Fig. 3(a) of the main text, via tensor-network numerics on a subset of random CDSCs, marked using green circles in Fig. 12(a) below.

In Figs. 12(b) and 13, we show the logical error rates versus physical error rates, obtained using the adaptation of the BSV decoder, for some representative random CDSCs characterized by (Π_{XZ}, Π_{YZ}) at a bias of $\eta = 10^8$. The numerical results are consistent with the infinite-bias phase diagram for random CDSCs.

-
- [1] A. Kitaev, Fault-tolerant quantum computation by anyons, *Ann. Phys. (N.Y.)* **303**, 2 (2003).
 - [2] S. B. Bravyi and A. Y. Kitaev, [arXiv:quant-ph/9811052](#) (1998).
 - [3] E. Dennis, A. Kitaev, A. Landahl, and J. Preskill, Topological quantum memory, *J. Math. Phys.* **43**, 4452 (2002).
 - [4] H. Bombin, Topological order with a twist: Ising anyons from an abelian model, *Phys. Rev. Lett.* **105**, 030403 (2010).
 - [5] T. J. Yoder and I. H. Kim, The surface code with a twist, *Quantum* **1**, 2 (2017).
 - [6] D. K. Tuckett, S. D. Bartlett, and S. T. Flammia, Ultrahigh error threshold for surface codes with biased noise, *Phys. Rev. Lett.* **120**, 050505 (2018).
 - [7] D. K. Tuckett, A. S. Darmawan, C. T. Chubb, S. Bravyi, S. D. Bartlett, and S. T. Flammia, Tailoring surface codes for highly biased noise, *Phys. Rev. X* **9**, 041031 (2019).
 - [8] J. P. Bonilla Ataides, D. K. Tuckett, S. D. Bartlett, S. T. Flammia, and B. J. Brown, The XZZX surface code, *Nat. Commun.* **12**, 2172 (2021).
 - [9] I. M. Pop, K. Geerlings, G. Catelani, R. J. Schoelkopf, L. I. Glazman, and M. H. Devoret, Coherent suppression of electromagnetic dissipation due to superconducting quasiparticles, *Nature* **508**, 369 (2014).
 - [10] D. Nigg, M. Muller, E. A. Martinez, P. Schindler, M. Hennrich, T. Monz, M. A. Martin-Delgado, and R. Blatt, Quantum computations on a topologically encoded qubit, *Science* **345**, 302 (2014).
 - [11] G. Burkard, T. D. Ladd, J. M. Nichol, A. Pan, and J. R. Petta, Semiconductor spin qubits, [arXiv:2112.08863](#) [cond-mat.mes-hall] (2021).
 - [12] T. F. Watson, S. G. J. Philips, E. Kawakami, D. R. Ward, P. Scarlino, M. Veldhorst, D. E. Savage, M. G. Lagally, M. Friesen, S. N. Coppersmith, M. A. Eriksson, and L. M. K. Vandersypen, A programmable two-qubit quantum processor in silicon, *Nature* **555**, 633 (2018).

- [13] P. Aliferis and J. Preskill, Fault-tolerant quantum computation against biased noise, *Phys. Rev. A* **78**, 052331 (2008).
- [14] P. Aliferis, F. Brito, D. P. DiVincenzo, J. Preskill, M. Steffen, and B. M. Terhal, Fault-tolerant computing with biased-noise superconducting qubits: a case study, *New J. Phys.* **11**, 013061 (2009).
- [15] S. Puri, L. St-Jean, J. A. Gross, A. Grimm, N. E. Frattini, P. S. Iyer, A. Krishna, S. Touzard, L. Jiang, A. Blais, S. T. Flammia, and S. M. Girvin, Bias-preserving gates with stabilized cat qubits, *Sci. Adv.* **6**, eaay5901 (2020).
- [16] D. K. Tuckett, S. D. Bartlett, S. T. Flammia, and B. J. Brown, Fault-tolerant thresholds for the surface code in excess of 5% under biased noise, *Phys. Rev. Lett.* **124**, 130501 (2020).
- [17] A. S. Darmawan, B. J. Brown, A. L. Grimsmo, D. K. Tuckett, and S. Puri, Practical quantum error correction with the XZZX code and Kerr-cat qubits, *PRX Quantum* **2**, 030345 (2021).
- [18] C. T. Chubb and S. T. Flammia, Statistical mechanical models for quantum codes with correlated noise, *Annales de l'Institut Henri Poincaré D* **8**, 269 (2021).
- [19] D. Stauffer and A. Aharony, *Introduction to Percolation Theory* (Taylor & Francis London, 1992).
- [20] B. C. Coutinho, A.-K. Wu, H.-J. Zhou, and Y.-Y. Liu, Covering problems and core percolations on hypergraphs, *Phys. Rev. Lett.* **124**, 248301 (2020).
- [21] O. K. Damavandi and R. M. Ziff, Percolation on hypergraphs with four-edges, *J. Phys. A: Math. Theor.* **48**, 405004 (2015).
- [22] C. Fan and F. Y. Wu, General lattice model of phase transitions, *Phys. Rev. B* **2**, 723 (1970).
- [23] B. Sutherland, Two-dimensional hydrogen bonded crystals without the ice rule, *J. Math. Phys.* **11**, 3183 (1970).
- [24] W. Brown and O. Fawzi, Short random circuits define good quantum error correcting codes, in *2013 IEEE International Symposium on Information Theory* (Istanbul, Turkey, 2013), pp. 346–350.
- [25] M. J. Gullans, S. Krastanov, D. A. Huse, L. Jiang, and S. T. Flammia, Quantum coding with low-depth random circuits, *Phys. Rev. X* **11**, 031066 (2021).
- [26] A. C. Potter and R. Vasseur, Entanglement dynamics in hybrid quantum circuits, *arXiv:2111.08018* (2021).
- [27] M. B. Hastings and J. Haah, Dynamically generated logical qubits, *Quantum* **5**, 564 (2021).
- [28] D. Gottesman, PhD thesis (1997), *arXiv:quant-ph/9705052*.
- [29] M. Vasmer and A. Kubica, Morphing quantum codes, *arXiv:2112.01446* [quant-ph] (2021).
- [30] We could further reduce this number by incorporating the symmetries of the layout.
- [31] Note, random families of surface codes have also been recently studied and found to have favorable performance in other contexts [48,49].
- [32] S. Bravyi, M. Suchara, and A. Vargo, Efficient algorithms for maximum likelihood decoding in the surface code, *Phys. Rev. A* **90**, 032326 (2014).
- [33] See Supplemental Material at <http://link.aps.org/supplemental/10.1103/PRXQuantum.5.010347> for more details on the tensor-network decoder, cluster method, and the performance of random CDSCs.
- [34] C. Wang, J. Harrington, and J. Preskill, Confinement-Higgs transition in a disordered gauge theory and the accuracy threshold for quantum memory, *Ann. Phys. (N. Y.)* **303**, 31 (2003).
- [35] H. G. Katzgraber, H. Bombin, and M. A. Martin-Delgado, Error threshold for color codes and random three-body Ising models, *Phys. Rev. Lett.* **103**, 090501 (2009).
- [36] H. Bombin, R. S. Andrist, M. Ohzeki, H. G. Katzgraber, and M. A. Martin-Delgado, Strong resilience of topological codes to depolarization, *Phys. Rev. X* **2**, 021004 (2012).
- [37] A. A. Kovalev and L. P. Pryadko, Spin glass reflection of the decoding transition for quantum error correcting codes, *arXiv:1311.7688* [quant-ph] (2014).
- [38] A. Kubica, M. E. Beverland, F. Brandão, J. Preskill, and K. M. Svore, Three-dimensional color code thresholds via statistical-mechanical mapping, *Phys. Rev. Lett.* **120**, 180501 (2018).
- [39] H. Nishimori, Internal energy, specific heat and correlation function of the bond-random Ising model, *Prog. Theor. Phys.* **66**, 1169 (1981).
- [40] Here, we use the nomenclature random-bond Ising model (RBIM) for a general disordered statistical-mechanical model of Ising spins.
- [41] H. Saleur and B. Duplantier, Exact determination of the percolation hull exponent in two dimensions, *Phys. Rev. Lett.* **58**, 2325 (1987).
- [42] R. B. Griffiths, Peierls proof of spontaneous magnetization in a two-dimensional Ising ferromagnet, *Phys. Rev.* **136**, A437 (1964).
- [43] The most likely logical operator is a string along the boundary, consisting of $L - 1$ Z 's and one X or Y .
- [44] M. Ohzeki, H. Nishimori, and A. N. Berker, Multicritical points for spin-glass models on hierarchical lattices, *Phys. Rev. E* **77**, 061116 (2008).
- [45] M. Ohzeki, Locations of multicritical points for spin glasses on regular lattices, *Phys. Rev. E* **79**, 021129 (2009).
- [46] Error correction zoo: errorcorrectionzoo.org.
- [47] D. K. Tuckett, *Tailoring surface codes: Improvements in quantum error correction with biased noise*, Ph.D. thesis, University of Sydney, 2020, (qecsim: <https://github.com/qecsim/qecsim>).
- [48] M. Li, D. Miller, M. Newman, Y. Wu, and K. R. Brown, 2D compass codes, *Phys. Rev. X* **9**, 021041 (2019).
- [49] C. T. Chubb, *arXiv:2101.04125* (2021).