

Interpretable inverse-designed cavity for on-chip nonlinear photon pair generation

ZHETAO JIA,¹ WAYESH QARONY,¹  JAGANG PARK,¹  SEAN HOOTEN,²  DIFAN WEN,^{1,3} YERTAY ZHIYENBAYEV,¹ MATTEO SECLÌ,¹ WALID REDJEM,¹ SCOTT DHUEY,⁴ ADAM SCHWARTZBERG,⁴ ELI YABLONOVITCH,¹  AND BOUBACAR KANTÉ^{1,5,*} 

¹Department of Electrical Engineering and Computer Sciences, University of California at Berkeley, Berkeley, California 94720, USA

²Hewlett Packard Labs, Hewlett Packard Enterprise, 820 N. McCarthy Blvd., Milpitas, California 95035, USA

³Applied Science and Technology Graduate Group, University of California at Berkeley, Berkeley, California 94720, USA

⁴Molecular Foundry, Lawrence Berkeley National Laboratory, Berkeley, California 94720, USA

⁵Materials Sciences Division, Lawrence Berkeley National Laboratory, 1 Cyclotron Road, Berkeley, California 94720, USA

*bkante@berkeley.edu

Received 7 August 2023; revised 3 October 2023; accepted 23 October 2023; published 9 November 2023

Inverse design is a powerful tool in wave physics for compact, high-performance devices. To date, applications in photonics have mostly been limited to linear systems and it has rarely been investigated or demonstrated in the nonlinear regime. In addition, the “black box” nature of inverse design techniques has hindered the understanding of optimized inverse-designed structures. We propose an inverse design method with interpretable results to enhance the efficiency of on-chip photon generation rate through nonlinear processes by controlling the effective phase-matching conditions. We fabricate and characterize a compact, inverse-designed device using a silicon-on-insulator platform that allows a spontaneous four-wave mixing process to generate photon pairs at a rate of 1.1 MHz with a coincidence to accidental ratio of 162. Our design method accounts for fabrication constraints and can be used for scalable quantum light sources in large-scale communication and computing applications. © 2023 Optica Publishing Group under the terms of the Optica

Open Access Publishing Agreement

<https://doi.org/10.1364/OPTICA.502732>

1. INTRODUCTION

Enhancing nonlinear optical processes has been a long-standing challenge due to materials' weak nonlinear response. The quest for effective approaches to achieve on-chip frequency conversion and generate photon pairs has been an enduring endeavor. Over the last decades, various nanophotonic platforms have been proposed to implement and enhance nonlinear photon generation processes, including wire waveguides [1,2], nanobeam cavities [3], metamaterials [4], micro-ring resonators [5–16], periodically poled waveguides/cavities [17,18], and photonic crystal cavities [19–21]. It is well-known that high-quality factor cavities designed at target frequencies can bolster the nonlinear process by enhancing the field with confinement. Yet, the effective phase matching-conditions are typically challenging to satisfy in nonconventional cavity structures. Without effective phase matching, the generated photons from different positions in nonlinear materials can destructively interfere, reducing the total generation efficiency. Such issues can be addressed by computational inverse design [22–30]. Recently, the adjoint method has been generalized to optimize nonlinear photonic processes, such as second-harmonic generation or optical switches based on the Kerr effect [31–36]. However, existing inverse design methods for nonlinear frequency generation [31] face difficulties in generalization to multi-photon generation processes. Moreover, coupling efficiencies for both input and output

channels are often overlooked due to the optimization complexity. In addition, an intuitive understanding of the inverse-designed structure is unclear. The optimized structure often lacks interpretability, making it challenging to gain insights into how and why the inverse design method works.

To address these challenges, we put forth an inverse design approach to amplify the efficiency of on-chip photon pair generation. We implement this strategy using the open-source package EMopt [37]. Our method employs a multi-frequency co-optimization strategy and calculates gradients with respect to the design parameters via the adjoint method. The resulting efficiency enhancement stems not only from the increased field intensity due to the confinement of light in high-quality-factor cavity resonances but also from the improvement of phase-matching conditions. We demonstrate the capability of the proposed method by fabricating and characterizing an optimized device that enables the efficient generation of photon pairs. Interestingly, the shape of the proposed design can also be explained by an effective potential method, and the approximate solution aligns well with the finite-difference frequency-domain (FDFD) simulation results. The proposed optimization strategy can be generalized to other nonlinear processes for compact frequency-mixing devices on-chip, and the performance can be further improved using global optimization methods [38,39].

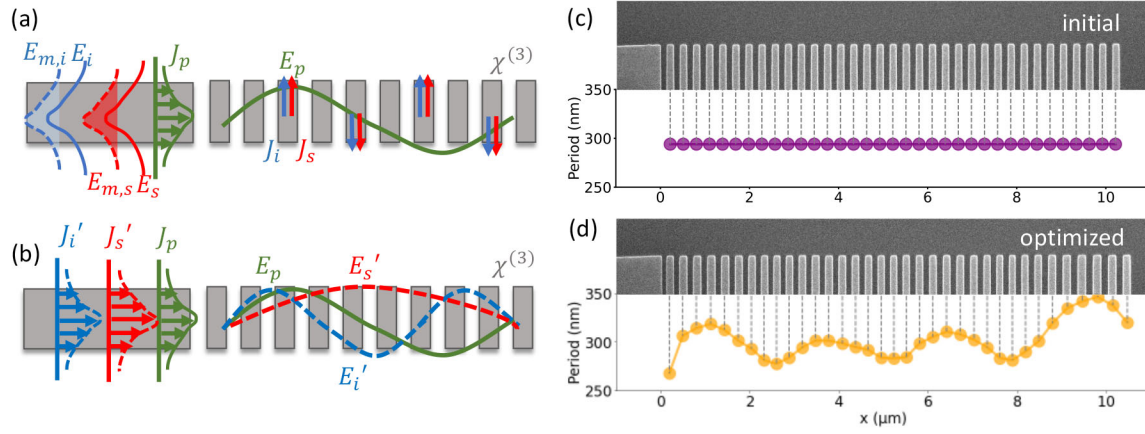


Fig. 1. Multi-frequency co-optimization inverse-designed method and the fabricated device for an efficient spontaneous four-wave mixing process. (a) The pump (J_p) is injected as the fundamental mode of the waveguide, exciting dipoles of signal and idler frequencies (J_s, J_i) due to vacuum fluctuations. The radiation fields (E_s, E_i) of the dipoles are collected back into the waveguide. (b) In the adjoint process, pump, signal, and idler modes are injected into the waveguide and the phase matching of fields (E_p, E_s', E_i') inside the cavity is calculated and optimized. (c), (d) Scanning electron microscope image of the initial periodic grating structure before optimization (c) and apodized structure after optimization (d). The corresponding period of each grating is shown below the SEM image.

2. METHOD AND PROPOSED DEVICE

The proposed multi-frequency co-optimization method exemplifies the spontaneous four-wave mixing process shown in Fig. 1(a), where a single port is used to couple the pump/generated photons to/from the cavity. In the forward process, the fundamental mode at frequency ω_p is injected from the waveguide into the cavity, exciting the electric field distribution noted as E_p in Fig. 1(a). Owing to the presence of the nonlinearity, vacuum fluctuations create dipole sources at other frequencies, specifically, signal and idler, shown as J_s and J_i . The generated photons in the spontaneous four-wave mixing process are designed to be collected back to the same waveguide. The collection efficiency can be represented as a mode-matching integral between the collective radiation field generated by dipoles E_s (E_i) and the waveguide mode at signal and idler frequencies $E_{m,s}$ ($E_{m,i}$). Such nonlinear photon pair generation process can be approximated by the adjoint process shown in Fig. 1(b) (Supplement 1, Section 3), where the adjoint sources J_s', J_i' , i.e., the fundamental mode of the waveguide at signal and idler frequencies ω_s and ω_i , are reversely propagated back into the cavity. The efficiency can be represented in terms of the effective phase-matching integral as

$$\text{FOM} = \left| \int_{\text{cav}} \chi^{(3)}(r) \beta(r) dr \right|^2, \quad (1)$$

$$\beta(r) = E_p^2(\omega_p, r) E_s'(\omega_s, r) E_i'(\omega_i, r),$$

where $\chi^{(3)}$ is the third-order nonlinear coefficient of the material, E_p is the field distribution at pump frequency, while E_s' and E_i' are adjoint fields at signal and idler frequencies under continuous-wave (CW) excitation from the coupling waveguide. β is the effective phase-matching integrand. The integral is carried out over the cavity region.

The proposed figure of merit can be interpreted as follows. First, the pump, signal, and idler frequencies ($\omega_p, \omega_s, \omega_i$) in Eq. (1) can be selected in the CW simulation to satisfy the energy conservation $\omega_s + \omega_i = 2\omega_p$. Second, the figure of merit uses the nonnormalized electric fields (E_p, E_s, E_i), each obtained from a source

excitation with fixed amplitude. The nonnormalized field captures the cavity enhancement of the field intensities at the three frequencies, which also includes the coupling between the waveguide and the cavity for an efficient collection of the generated photons. In addition, with the overlap integral, the in-cavity phase matching will be satisfied after the optimization to ensure the constructive interference of the generated photons. The proposed method provides a feasible way to optimize the photon-pair generation rate with linear solvers. The existing methods [31] may not be easily generalized to spontaneous photon pair generation due to the challenge of direct modeling of vacuum fluctuations in simulations. To address this issue, our approach uses a physics-informed source configuration based on the adjoint method, which eliminates the difficulty in modeling vacuum fluctuations and avoids arbitrariness in choosing excitation sources. In addition, the coupling from/to the waveguide is naturally included in simulations, which is also critical for enhancing the total generation efficiency.

3. OPTIMIZATION RESULTS

We adopt the hierarchical inverse design strategy, a two-step approach that proposes an initial physics-based guess, followed by a shape optimization using the adjoint method [40]. Such strategy minimizes computational cost by avoiding the large number of random guesses for initial conditions, and the fabrication limits can be easily enforced by adding simple shape constraints. Here, we perform the optimization using the width and gap of each grating, and the initial design is a periodic grating structure shown in Fig. 1(c) with the number of gratings $N = 35$, width and gap as $w = g = 147$ nm. Details regarding the choice of the physics-based initial guess are shown in Supplement 1, Section 6. The optimized grating structure is shown in Fig. 1(d) with three energy-matching resonant modes shown in Fig. 2(a). During the optimization, the fundamental TE mode is injected into the waveguide at the pump wavelength $\lambda_p = 1549$ nm, and the field distribution E_p is computed by the 2D FDFD solver of EMopt (Supplement 1, Section 2). The fundamental modes at signal and idler frequencies (E_s', E_i') are excited by adjoint sources (J_s', J_i'), also injected from the waveguide, at $\lambda_s = 1542$ nm and

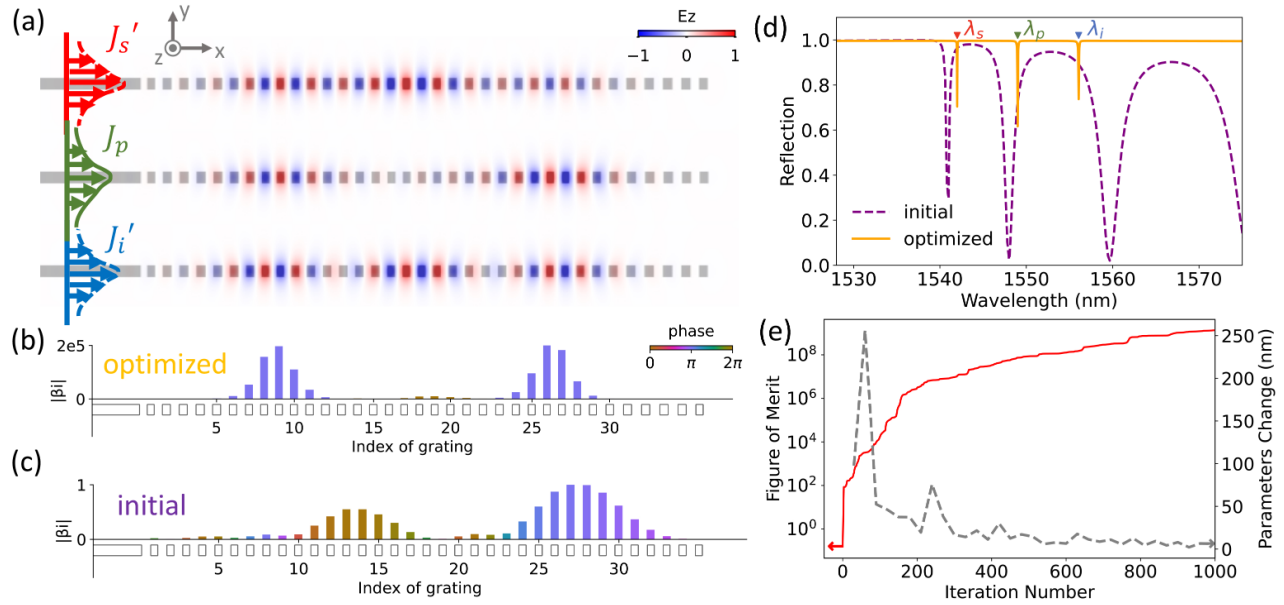


Fig. 2. Optimization for nonlinear photonic structure. (a) Electric field profile (E_z) at the signal, pump, and idler frequencies for optimized structure, excited by fundamental modes (J'_s, J_p, J'_i) from the input waveguide. (b), (c) Illustration of the phase-matching condition. The height of the bar plot corresponds to normalized intensity, while the color indicates the phase of the phase-matching integrand, summed over each individual grating. The color consistency exemplifies the enhancement of phase matching. (b) Optimized and (c) initial (periodic) grating. (d) Reflection spectra for grating before and after optimization. High-Q resonances, in alignment with target frequencies, are prominently observed after optimization. (e) The evolution of the figure of merit and parameters' change over iterations during the optimization.

$\lambda_i = 1556$ nm, respectively. The cavity enhancement of the fields can be visualized from the contrast of the field inside the cavity compared to that in the incident waveguide. The phase-matching integrand $\beta(r)$ in Eq. (1) is visualized as the bar plot in Figs. 2(b) and 2(c) for each grating. The heights of the bars stand for the amplitudes and the color for the phases. The field enhancement of 5 orders of magnitude is shown on the normalization of the y axis after optimization. In the ideal case where all grating pitches are excited and contribute constructively to the photon generation, the phase (i.e., color) should be identical. Compared with the phase-matching plot for the initial period grating in Fig. 2(c), the phase-matching condition is greatly enhanced as the phase difference is minimized. The resonant frequencies of the modes can be probed as minima in the reflection spectrum, shown in Fig. 2(d). Initially, the resonances are not equally spaced, the quality factors are not high enough, and the phase-matching condition is not satisfied. After optimization, the three resonances are equally spaced in frequency, with sharper dips in reflection due to the improved quality factors. The optimization uses the limited-memory BFGS (L-BFGS) algorithm [41] with hard constraints on the minimum width and gap to be larger than 110 nm for fabrication considerations. We also show that the optimized device is robust to the dimension offset, which is common due to fabrication imperfection (Supplement 1, Section 7). The convergence of parameters can be observed from Fig. 2(e), with negligible parameters' change after approximately 600 iterations, and the increment of the figure of merit is also shown.

4. MEASUREMENT RESULTS

As an experimental demonstration, we use a conventional silicon-on-insulator wafer with a 220 nm silicon layer with a 3 μm oxide box layer below. The device requires a single e-beam lithography and etching process followed by adding an oxide cladding of 1 μm

(Supplement 1, Section 4). We choose the transverse length of 10 μm for simplicity in fabrication. The reflection spectrum of the inverse-designed device is measured by an optical spectrum analyzer in the linear regime, and the minima in reflection are extracted and fitted to obtain the loaded quality factor of pump, signal, and idler frequencies [Fig. 3(a)]. The measured wavelengths of resonances are $\lambda_s = 1551.3$ nm, $\lambda_p = 1558.1$ nm, and $\lambda_i = 1564.8$ nm, which are shifted by approximately 9 nm compared to simulation results. The shift is mainly due to fabrication imperfections and can be calibrated by thermal tuning as experimentally shown in Supplement 1, Section 8. To confirm the field profile, the device is excited at resonance frequencies from a continuous-wave laser source, and the scattered light is captured with an infrared camera, as shown in Fig. 3(b). The obtained image is compared with the simulation, where the field is monitored 1 μm above the device plane with Fourier components collected within the numerical aperture of the objective lens (NA = 0.26). The agreement between simulation and experiment confirms that the field distributions are optimized for phase matching. Next, the nonlinear experiment characterizes the paired photon generation efficiency. The CW laser is tuned to the pump wavelength, and the output power at signal frequency is monitored at different input power levels, shown in Fig. 3(c). The output power is proportional to the pump power squared, as expected for a degenerated spontaneous process before other nonlinear effects, such as free carrier or two-photon absorption, show up at around 15 mW [42]. The quantum nature of the photon pair is confirmed by the intensity correlation measurement $g^{(2)}$ in Fig. 3(d), where the peak in the correlation indicates the photon pairs are generated simultaneously. The coincidence to accidental ratio is obtained from the fitted Gaussian curve as 162 and a maximum measured on-chip generation rate is 1.1 MHz with an on-chip pump power 0.78 mW after compensating for the loss. In the experiment, the signal and

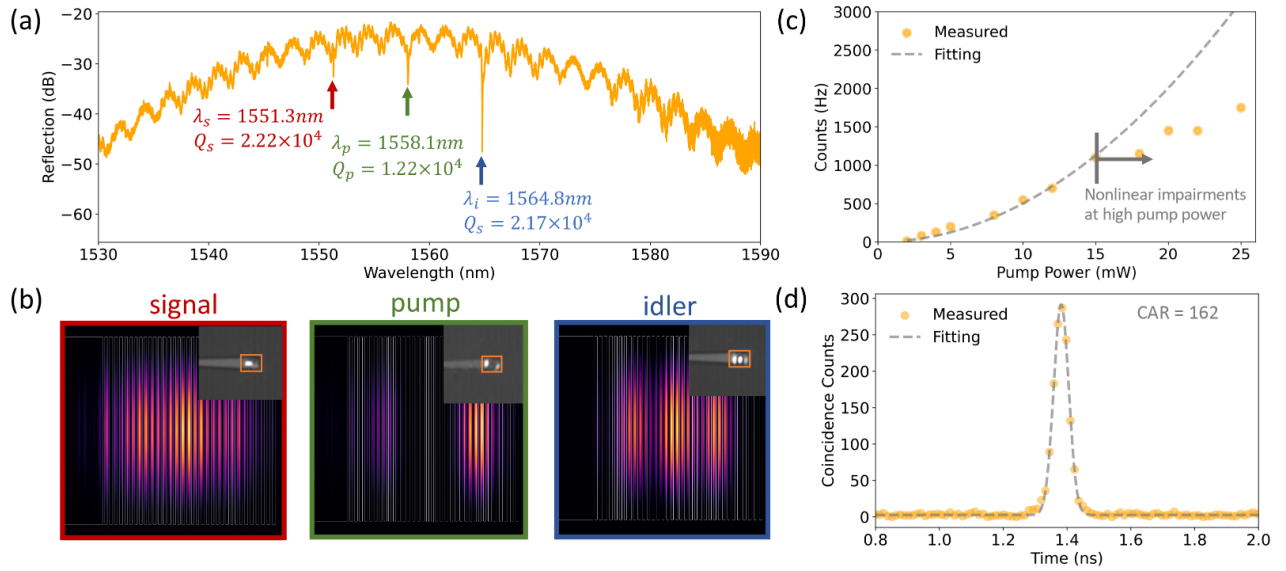


Fig. 3. Measurement results of the inverse-designed device. (a) The reflection spectrum of the fabricated device clearly shows three distinct resonances for pump, signal, and idler frequencies, with their corresponding quality factors obtained by fitting. (b) Simulated scattered light captured by the objective lens monitored above the device and the observed camera images. (c) Light–light relationship for the spontaneous four-wave mixing process, with the collected data points aligning with the square-law fitting. The reduction of generation rate at high pump power is due to the appearance of other nonlinear effects. (d) Measured coincidence counts for signal and idler channels integrated over 10 min.

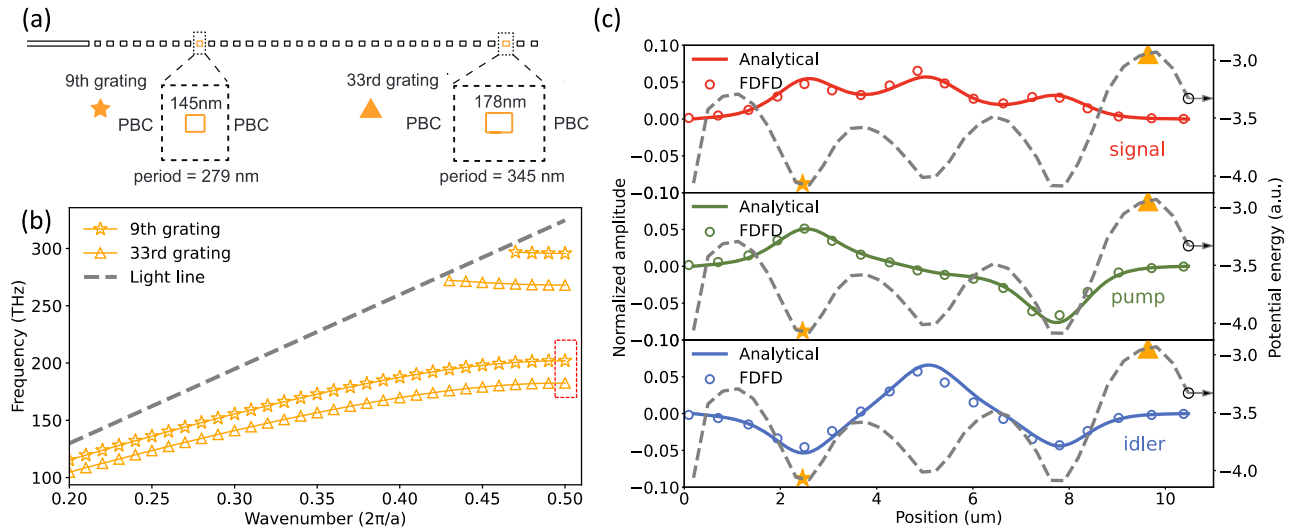


Fig. 4. Interpretation of inverse designed cavity in the envelope function picture. (a) Cavity comprising perturbed gratings after optimization. Two example gratings with different periods are shown to calculate the band edge frequencies by applying periodic boundary conditions (PBCs) on the left and right, and perfect matching layer (PML) at the top and bottom. (b) Band diagram for the two selected gratings, where valence band edge frequencies are extracted. (c) Envelope functions (solid lines) of the three lowest modes in the effective potential landscape (dashed gray line) of the inverse-designed cavity. The amplitudes extracted from field profiles of FDFD simulation (circles) agree with the envelope function.

idler photons are filtered out with cascaded narrowband tunable filters, with 120 dB extinction ratio for each channel (Supplement 1, Section 5). The measured 3 dB bandwidth for cascaded filters is 1.03 nm centered at the signal wavelength (1551.3 nm) and 0.87 nm centered at the idler wavelength (1564.8 nm), which is used for the recorded counts shown in Figs. 3(c) and 3(d).

5. INTERPRETATION OF INVERSE-DESIGNED DEVICE

The proposed cavity device can be seen as a quasi-one-dimensional photonic crystal with small perturbations. In that sense, our

inverse design strategy can be understood as optimizing the perturbation and consequent mode field profiles to achieve maximal overlap integral while keeping the resonant frequencies equally spaced. Each mode field profile can be written as a product of the band edge mode ($u(x)$) and a slowly varying envelope function $F(x)$; $E(x) = u(x)F(x)$. The envelope of a resonance mode ($F(x)$) in a perturbed photonic crystal approximately follows the Wannier-like equation [43,44]:

$$-\left[\frac{1}{2m} \frac{\partial^2}{\partial x^2} + V_{\text{eff}}(x)\right] F(x) = \omega^2 F(x), \quad (2)$$

where m , V_{eff} , and ω are the effective mass, effective potential, and the resonance frequency of the mode, respectively. The effective mass m is defined by $m^{-1} \equiv \partial^2 \omega_0 / \partial k^2$ in analogy with that of electrons in solids, where ω_0 is the photonic band frequency of the unperturbed photonic crystal. The effective local potential V_{eff} can be extracted by simulating each grating with periodic boundary conditions (Supplement 1, Section 2). Two unit-cells with relatively small (star marker) and large (triangle marker) periods are highlighted as examples. The valence band edge frequencies are calculated using finite-element simulation, shown as the dashed box in Fig. 4(b). The calculation is performed over each of the gratings, and the obtained 1D effective potential is shown as the dashed gray lines in Fig. 4(c), as the square of the valence band edge frequencies. The envelope function solutions for Eq. (2) are plotted in Fig. 4(c). The envelopes show good agreement with the fields extracted from the FDFD solver in EMopt. Interestingly, the effective potential has three wells in the middle of the cavity region and a high wall near the right end. Therefore, the inverse-designed cavity can be interpreted as a three-coupled-resonator system between a highly reflective mirror on the right and an output coupler on the left. Compared with a single cavity case, the coupled-resonator configuration provides more degrees of freedom to adjust the optical mode shapes and, thus, a larger nonlinear overlap integral. In addition, our design method allows the device to have a smaller footprint for a given target resonance frequency, which is also advantageous for stronger light confinement.

6. DISCUSSION

In summary, we propose an interpretable, computationally efficient optimization method for designing quantum and nonlinear photon generation devices on-chip. The method is demonstrated with a compact, fabrication-friendly, and highly reproducible device for photon pair generation in silicon photonics. The proposed method can be generalized for other nonlinear photon generation processes, for example, on-chip spontaneous parametric downconversion, and third-harmonic generation to name a few. In addition, the target frequencies of the photon generation process can be chosen based on applications, which opens opportunities for inverse-designed frequency conversion across different bands, microwave-to-optic conversion, for example. The demonstrated photon pair generation provides a flexible path for the compact integrated quantum light source compared to the ring resonator platform (Supplement 1, Section 9). In practice, direct generation of the desired entangled high-order quantum state using inverse design can be very useful for quantum applications as proposed in [34], where the coupled wave equations are solved and the structure optimized for target quantum states at output. While [34] uses a quantum-optics picture, optimizing a periodic structure by directly modeling vacuum fluctuation using a Gaussian white noise with variance, our work adopts a classical approach to optimize an aperiodic cavity using adjoint sources to avoid the sampling for vacuum fluctuations. Our approach enhances the generation rate using cavity resonances and reduces the computational cost by avoiding sampling the vacuum fluctuations numerically. An interesting future direction is to combine both works to produce target quantum state with cavity-enhanced generation rate on-chip. The design method can be used in scalable classical and quantum communication and computing applications based on the integrated photonics platform.

Funding. Army Research Office (ARO) (W911NF2310027); Moore Inventor Fellows programme; Bakar Fellowship at UC Berkeley, National Science Foundation (OMA-2016245, 2137645); Office of Naval Research (ONR) (N00014-20-1-2723, N00014-22-1-2651); U.S. Department of Energy (DE-AC02-05CH11231).

Disclosures. The authors declare no conflicts of interest.

Data availability. Data underlying the results presented in this paper are available in Supplement 1. Additional data related to this paper may be requested from the authors.

Supplemental document. See Supplement 1 for supporting content.

REFERENCES

1. H. Fukuda, K. Yamada, T. Shoji, M. Takahashi, T. Tsuchizawa, T. Watanabe, J.-I. Takahashi, and S.-I. Itabashi, "Four-wave mixing in silicon wire waveguides," *Opt. Express* **13**, 4629–4637 (2005).
2. S. Signorini, M. Mancinelli, M. Borghi, M. Bernard, M. Ghulinyan, G. Pucker, and L. Pavesi, "Intermodal four-wave mixing in silicon waveguides," *Photonics Res.* **6**, 805–814 (2018).
3. Z. Lin, T. Alcorn, M. Loncar, S. G. Johnson, and A. W. Rodriguez, "High-efficiency degenerate four-wave mixing in triply resonant nanobeam cavities," *Phys. Rev. A* **89**, 053839 (2014).
4. K. O'Brien, H. Suchowski, J. Rho, A. Salandrino, B. Kante, X. Yin, and X. Zhang, "Predicting nonlinear properties of metamaterials from the linear response," *Nat. Mater.* **14**, 379–383 (2015).
5. A. C. Turner, M. A. Foster, A. L. Gaeta, and M. Lipson, "Ultra-low power parametric frequency conversion in a silicon microring resonator," *Opt. Express* **16**, 4881–4887 (2008).
6. S. Azzini, D. Grassani, M. J. Strain, M. Sorel, L. G. Helt, J. E. Sipe, M. Liscidini, M. Galli, and D. Bajoni, "Ultra-low power generation of twin photons in a compact silicon ring resonator," *Opt. Express* **20**, 23100–23107 (2012).
7. E. Engin, D. Bonneau, C. M. Natarajan, A. S. Clark, M. G. Tanner, R. H. Hadfield, S. N. Dorenbos, V. Zwiller, K. Ohira, N. Suzuki, H. Yoshida, N. Iizuka, M. Ezaki, J. L. O'Brien, and M. G. Thompson, "Photon pair generation in a silicon micro-ring resonator with reverse bias enhancement," *Opt. Express* **21**, 27826–27834 (2013).
8. R. Kumar, J. R. Ong, M. Savanier, and S. Mookherjee, "Controlling the spectrum of photons generated on a silicon nanophotonic chip," *Nat. Commun.* **5**, 5489 (2014).
9. D. Grassani, S. Azzini, M. Liscidini, M. Galli, M. J. Strain, M. Sorel, J. E. Sipe, and D. Bajoni, "Micrometer-scale integrated silicon source of time-energy entangled photons," *Optica* **2**, 88–94 (2015).
10. S. F. Preble, M. L. Fanto, J. A. Steidle, C. C. Tison, G. A. Howland, Z. Wang, and P. M. Alsing, "On-chip quantum interference from a single silicon ring-resonator source," *Phys. Rev. Appl.* **4**, 021001 (2015).
11. C. Ma, X. Wang, V. Anant, A. D. Beyer, M. D. Shaw, and S. Mookherjee, "Silicon photonic entangled photon-pair and heralded single photon generation with CAR >12,000 and $g^{(2)}(0) < 0.006$," *Opt. Express* **25**, 32995–33006 (2017).
12. S. Mittal, E. A. Goldschmidt, and M. Hafezi, "A topological source of quantum light," *Nature* **561**, 502–506 (2018).
13. A. W. Bruch, X. Liu, J. B. Surya, C.-L. Zou, and H. X. Tang, "On-chip $\chi^{(2)}$ microring optical parametric oscillator," *Optica* **6**, 1361–1366 (2019).
14. M. A. Guidry, K. Y. Yang, D. M. Lukin, A. Markosyan, J. Yang, M. M. Fejer, and J. Vučković, "Optical parametric oscillation in silicon carbide nanophotonics," *Optica* **7**, 1139–1142 (2020).
15. Y. Zhang, M. Menotti, K. Tan, V. D. Vaidya, D. H. Mahler, L. G. Helt, L. Zatti, M. Liscidini, B. Morrison, and Z. Vernon, "Squeezed light from a nanophotonic molecule," *Nat. Commun.* **12**, 2233 (2021).
16. A. Ramesh, I. Wang, D. Kramnik, J. M. Fargas Cabanillas, V. Stojanović, M. A. Popović, and P. Kumar, "Photon-pair generation in a 45 nm CMOS microring cavity: impact of spontaneous Raman scattering," in *Quantum 2.0 Conference and Exhibition* (2022), pp. 3–4.
17. J. Zhao, C. Ma, M. Rüsing, and S. Mookherjee, "High quality entangled photon pair generation in periodically poled thin-film lithium niobate waveguides," *Phys. Rev. Lett.* **124**, 163603 (2020).
18. J. Lu, A. Al Sayem, Z. Gong, J. B. Surya, C.-L. Zou, and H. X. Tang, "Ultralow-threshold thin-film lithium niobate optical parametric oscillator," *Optica* **8**, 539–544 (2021).

19. G. Marty, S. Combr  , F. Raineri, and A. De Rossi, "Photonic crystal optical parametric oscillator," *Nat. Photonics* **15**, 53–58 (2021).
20. A. Kodigala, T. Lepetit, Q. Gu, B. Bahari, Y. Fainman, and B. Kant  , "Lasing action from photonic bound states in continuum," *Nature* **541**, 196–199 (2017).
21. R. Contractor, W. Noh, W. Redjem, W. Qarony, E. Martin, S. Dhuey, A. Schwartzberg, and B. Kant  , "Scalable single-mode surface-emitting laser via open-Dirac singularities," *Nature* **608**, 692–698 (2022).
22. P. I. Borel, A. Harpoth, L. H. Frandsen, M. Kristensen, P. Shi, J. S. Jensen, and O. Sigmund, "Topology optimization and fabrication of photonic crystal structures," *Opt. Express* **12**, 1996–2001 (2004).
23. M. Burger, S. J. Osher, and E. Yablonovitch, "Inverse problem techniques for the design of photonic crystals," *IEICE Trans. Electron.* **E87-C**, 258–265 (2004).
24. S. Preble, M. Lipson, and H. Lipson, "Two-dimensional photonic crystals designed by evolutionary algorithms," *Appl. Phys. Lett.* **86**, 061111 (2005).
25. S. Molesky, Z. Lin, A. Y. Piggott, W. Jin, J. Vuckovi  , and A. W. Rodriguez, "Inverse design in nanophotonics," *Nat. Photonics* **12**, 659–670 (2018).
26. G. H. Ahn, K. Y. Yang, R. Trivedi, A. D. White, L. Su, J. Skarda, and J. Vuckovic, "Photonic inverse design of on-chip microresonators," *ACS Photonics* **9**, 1875–1881 (2022).
27. S. Chakravarthi, P. Chao, C. Pederson, S. Molesky, A. Ivanov, K. Hestoffer, F. Hatami, A. W. Rodriguez, and K.-M. C. Fu, "Inverse-designed photon extractors for optically addressable defect qubits," *Optica* **7**, 1805–1811 (2020).
28. R. Pestourie, W. Yao, B. Kant  , and S. G. Johnson, "Efficient inverse design of large-area metasurfaces for incoherent light," *ACS Photonics* **10**, 854–860 (2022).
29. Z. Li, R. Pestourie, Z. Lin, S. G. Johnson, and F. Capasso, "Empowering metasurfaces with inverse design: principles and applications," *ACS Photonics* **9**, 2178–2192 (2022).
30. J. Jiang, M. Chen, and J. A. Fan, "Deep neural networks for the evaluation and design of photonic devices," *Nat. Rev. Mater.* **6**, 679–700 (2021).
31. Z. Lin, X. Liang, M. Lon  ar, S. G. Johnson, and A. W. Rodriguez, "Cavity-enhanced second-harmonic generation via nonlinear-overlap optimization," *Optica* **3**, 233–238 (2016).
32. T. W. Hughes, M. Minkov, I. A. Williamson, and S. Fan, "Adjoint method and inverse design for nonlinear nanophotonic devices," *ACS Photonics* **5**, 4781–4787 (2018).
33. W. Jin, S. Molesky, Z. Lin, K.-M. C. Fu, and A. W. Rodriguez, "Inverse design of compact multimode cavity couplers," *Opt. Express* **26**, 26713–26721 (2018).
34. E. Rozenberg, A. Karnieli, O. Yesharim, J. Foley-Corner, S. Trajtenberg-Mills, D. Freedman, A. M. Bronstein, and A. Arie, "Inverse design of spontaneous parametric downconversion for generation of high-dimensional qudits," *Optica* **9**, 602–615 (2022).
35. E. Khoram, A. Chen, D. Liu, L. Ying, Q. Wang, M. Yuan, and Z. Yu, "Nanophotonic media for artificial neural inference," *Photonics Res.* **7**, 823–827 (2019).
36. J. Yang, M. A. Guidry, D. M. Lukin, K. Yang, and J. Vuckovi  , "Inverse-designed silicon carbide quantum and nonlinear photonics," *Light Sci. Appl.* **12**, 201 (2023).
37. A. Michaels and E. Yablonovitch, "Leveraging continuous material averaging for inverse electromagnetic design," *Opt. Express* **26**, 31717–31737 (2018).
38. J. Jiang and J. A. Fan, "Global optimization of dielectric metasurfaces using a physics-driven neural network," *Nano Lett.* **19**, 5366–5372 (2019).
39. S. Hooten, R. G. Beausoleil, and T. Van Vaerenbergh, "Inverse design of grating couplers using the policy gradient method from reinforcement learning," *Nanophotonics* **10**, 3843–3856 (2021).
40. A. Michaels, M. C. Wu, and E. Yablonovitch, "Hierarchical design and optimization of silicon photonics," *IEEE J. Sel. Top. Quantum Electron.* **26**, 8200512 (2020).
41. C. Zhu, R. H. Byrd, P. Lu, and J. Nocedal, "Algorithm 778: L-BFGS-B: Fortran subroutines for large-scale bound-constrained optimization," *ACM Trans. Math. Softw.* **23**, 550–560 (1997).
42. C. Ma and S. Mookherjee, "Prospects for photon-pair generation using silicon microring resonators with two photon absorption and free carrier absorption," *OSA Continuum* **3**, 1138–1153 (2020).
43. M. Charbonneau-Lefort, E. Istrate, M. Allard, J. Poon, and E. H. Sargent, "Photonic crystal heterostructures: waveguiding phenomena and methods of solution in an envelope function picture," *Phys. Rev. B* **65**, 1253181 (2002).
44. O. Painter, K. Srinivasan, and P. E. Barclay, "Wannier-like equation for the resonant cavity modes of locally perturbed photonic crystals," *Phys. Rev. B* **68**, 035214 (2003).