



Cite this: *Soft Matter*, 2023,
19, 6797

Dynamic-bond-induced sticky friction tailors non-Newtonian rheology†

Hojin Kim, ^{ab} Mike van der Naald, ^a Neil D. Dolinski, ^b Stuart J. Rowan ^{*bc} and Heinrich M. Jaeger^{*a}

Frictional network formation has become a new paradigm for understanding the non-Newtonian shear-thickening behavior of dense suspensions. Recent studies have exclusively focused on interparticle friction that instantaneously vanishes when applied shear is ceased. Herein, we investigate a friction that emerges from dynamic chemical bridging of functionalized particle surfaces sheared into close proximity. This enables tailoring of both friction magnitude and the time release of the frictional coupling. The experiments use dense suspensions of thiol-functionalized particles suspended in ditopic polymers endcapped with benzalcyanoacetamide Michael-acceptors. The subsequent room temperature, catalyst-free dynamic thia-Michael reactions can form bridging interactions between the particles with dynamic covalent bonds that linger after formation and release in the absence of shear. This chemical friction mimics physical friction but is stickier, leading to tunable rheopexy. The effect of sticky friction on dense suspension rheology is explored by varying the electronic nature of the benzalcyanoacetamide moiety, the molecular weight of the ditopic polymers, the amount of a competitive bonding compound, and temperature. These results demonstrate how dynamic-bond-induced sticky friction can be used to systematically control the time dependence of the non-Newtonian suspension rheology.

Received 11th April 2023,
Accepted 21st August 2023

DOI: 10.1039/d3sm00479a

rsc.li/soft-matter-journal

1 Introduction

Colloidal particles in dense suspensions form networks of frictional contacts when sheared, accounting for the ability to sustain large stresses under load.^{1,2} To explore the role of friction in tuning the rheological behavior, and in particular the dramatic, non-Newtonian shear thickening observed in dense suspensions, studies have focused on surface-roughness^{3–5} and particle morphology,^{6,7} which can be thought of as particle-scale ‘geometric friction’. However, it has remained challenging^{8,9} to fabricate particles with different friction coefficients to systematically tune shear thickening phenomena. Furthermore, experiments so far have almost exclusively been limited to frictional interactions where the nature of the attraction was difficult to control.^{10,11}

To address this challenge and also access sticky frictional forces with extended lifetime, here we explore chemical friction, which functions similarly to physical friction in that interparticle attraction is activated when the applied stress

τ is larger than a critical onset stress for shear thickening τ_c and relaxes when the shear is ceased.^{2,12,13} Crucially, it is possible to tune the degree of frictional interaction as well as the relaxation time scales by utilizing room temperature thia-Michael dynamic covalent bonds that form between thiol-functionalized silica particles and ditopic polymers endcapped with benzalcyanoacetamide (BCAm) Michael-acceptors (Scheme 1a).¹⁴ This catalyst-free dynamic reaction acts as a non-classical attractive interaction and mimics the process of physical friction. When the thiol-functionalized silica particles are suspended in an excess of the ditopic polymer fluid (molecular weight, *ca.* 4000 g mol^{−1}), the dynamic thia-Michael bond results in the formation of a polymer brush layer on the particles. When sheared more strongly than τ_c , the forced interaction between the particles results in displacement of some of the grafted polymers and the formation of interparticle polymer bridges that effectively act as chemical friction¹⁴ as illustrated in Scheme 1b. Removal of the stress allows the system to relax over time back to its original state.

This prior work suggested that the bridging interaction leads to rheopectic behavior where a significant hysteresis in the viscosity is observed between the forward and backward stress sweep. The data suggest that the shift found in the backward sweep originates from the delayed dissociation of the dynamic bridging interaction.¹⁴ The electron-affinity of substituents attached to the phenyl ring (R) of the BCAM

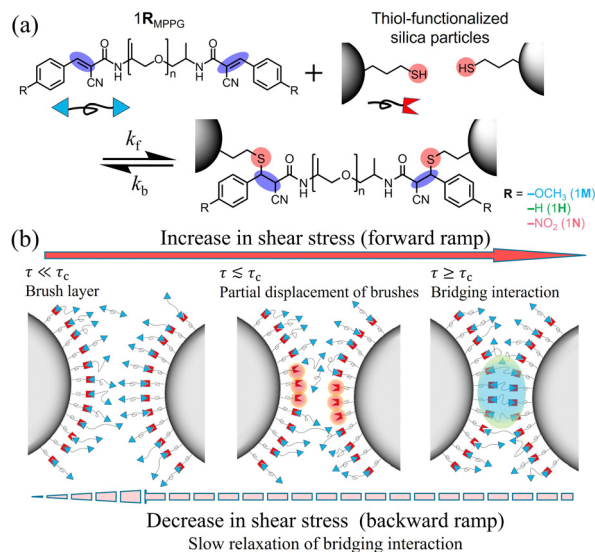
^a James Franck Institute and Department of Physics, The University of Chicago, Chicago, Illinois 60637, USA. E-mail: jaeger@uchicago.edu

^b Pritzker School of Molecular Engineering, The University of Chicago, Chicago, Illinois 60637, USA. E-mail: stuartrowan@uchicago.edu

^c Department of Chemistry, The University of Chicago, Chicago, Illinois 60637, USA

† Electronic supplementary information (ESI) available. See DOI: <https://doi.org/10.1039/d3sm00479a>





Scheme 1 (a) Chemical structures of the benzalcyanoacetamide (BCAm) endcapped poly(propylene glycol) polymer fluids and their dynamic thia-Michael reaction between the BCAM moieties that act as Michael-acceptors (MAs) and the thiol functional groups on the particle surface (gray). (b) Illustrative sketch of thia-Michael bridging bonds under shear in a dense suspension with an excess of MAs. At low shear stress τ , the thia-Michael reaction results in the formation of a brush layer between the particle and polymer fluid. As particles are sheared into close proximity the ditopic polymer forms particle bridging interactions. Recovery of the original brush layer conformation is delayed due to the relaxation of thia-Michael bonds.

Michael-acceptors (MAs) controls the equilibrium of the thia-Michael reaction where more electron-withdrawing $-R$ groups increase the equilibrium constant.^{15,16} An increase in the equilibrium constant of the thia-Michael reaction results in more bridging configurations upon application of stress and is analogous to larger friction. As such, room temperature thia-Michael bonds enable access to an unconventional type of ‘chemical’ friction where the suspending medium controls the frictional interactions. The goal of this work was to explore the role of molecular architecture on the rheology of these dynamically bonded suspensions by changing both the molecular weight and $-R$ substituent of the MA-endcapped polymers. In addition, the ability to tune the chemical friction by external controls such as introducing competitive bonding molecules and varying temperature was investigated.

2 Methods

2.1 Materials

p-Toluenesulfonic acid ($\geq 98.5\%$), benzaldehyde ($\geq 99\%$), 4-anisaldehyde (98%), 4-nitrobenzaldehyde (98%), 2,2'-(ethylenedioxy)-diethanethiol (95%), and (3-mercaptopropyl)trimethoxysilane (95%) were purchased from Sigma-Aldrich. Cyanoacetic acid (97%) was purchased from Alfa Aesar. Silica particles were purchased from Fiber Optic Center (SIOP050-01-1KG). Poly(propylene glycol) (2000 g mol⁻¹) was purchased from Acros Organics. Poly(propylene glycol) bis(2-aminopropyl ether) (230, 2000, and

4000 g mol⁻¹) was purchased from Huntsman (JEFFAMINE® D series). All chemicals were used as received.

2.2 Synthesis of ditopic Michael-acceptor

Ditopic Michael-acceptors were synthesized following a previously reported method.¹⁴ In brief, 2.5 mmol of poly(propylene glycol) bis(2-aminopropyl ether) and 5.5 mmol of cyanoacetic acid were added to a 250 mL round-bottom flask equipped with a Dean-Stark trap. *p*-Toluenesulfonic acid (0.1 g per 2.5 mmol of poly(propylene glycol) bis(2-aminopropyl ether)) was added to the flask with a mixture of 30 mL toluene and 10 mL dimethylformamide (DMF). Nitrogen gas was purged while the solution was stirred with a magnetic stirring bar at room temperature. The reaction was proceeded by increasing the silicon oil bath temperature to 120 °C. During the reaction, water was removed from the azeotrope mixture of toluene and water through the Dean-Stark trap. The reaction was continued for 4 hour until there no further water was collected in the trap. The remaining toluene was removed from the solution and the resulting cooled down reaction mixture was diluted with 50 mL of chloroform. The product was washed with saturated sodium bicarbonate (NaHCO₃) aqueous solution ($\times 3$) and water ($\times 3$). The cyanoacetamide-terminated poly(propylene glycol) (**P1**) was obtained by drying the resulting solution with magnesium sulfate filtering and removing the chloroform using a rotary evaporator.

P1 was further reacted with benzaldehyde to synthesize ditopic Michael-acceptor. 2.5 mmol **P1** and 5.5 mmol benzaldehyde were added to a 250 mL flask. 30 mL toluene, 10 mL DMF, and piperdinium acetate (0.1 g per 2.5 mmol of **P1**) were added to the flask (see ESI,† for the synthesis of piperdinium acetate). The reaction was heated to reflux for 4 hour. The same washing protocols with NaHCO₃ aqueous solution ($\times 3$) and water ($\times 3$) were used to remove the unreacted reagents and piperdinium acetate. Finally, a BCAM Michael-acceptor with a substituent $R = -H$ attached to the phenyl ring (**1H**) was synthesized. For Michael-acceptors with different functional groups, other benzaldehyde derivatives (4-anisaldehyde, or 4-nitrobenzaldehyde) were used to synthesize **1N** ($R = -NO_2$) and **1M** ($R = -OCH_3$) using conditions similar to the synthesis of **1H** (Fig. S1, see ESI,† for characterization). Poly(propylene glycol)s (PPG) with three different molecular weights $M_{PPG} = 230, 2000$, and 4000 g mol⁻¹ were used to vary the molecular weight of Michael-acceptor **1R**_{PPG}.

2.3 Synthesis of thiol-functionalized silica particle

The silica particles (Fiber Optic Center SIOP050-01-1KG, hydrodynamic diameter $d_h = 627 \pm 24$ nm) were grafted with mercaptopropyl groups following a previously reported method.¹⁷ In a 2 L round-bottom flask, 1.2 L of toluene and 27 g of silica particles were added. The flask was sonicated for 1 hour and stirred for 1 hour. 2.4 mL of (3-mercaptopropyl)trimethoxysilane was added to the flask, and the reaction was heated to reflux for 24 hour. The reaction was then cooled down and the toluene was removed with a rotary evaporator. After drying, the dried particles were washed with ethanol 5 times.



The recovered thiol-functionalized particle had $d_h = 648 \pm 40$ nm measured with dynamic light scattering (see ESI†).

2.4 Suspension preparation

Suspensions were prepared by mixing dried particles and an MA oil with a volume fraction of $\phi = 0.52$, until no visible dry powder remained, and the suspension looked homogeneous.

2.5 Rheology measurements

Rheology was measured with a stress-controlled rheometer (Anton Paar, MCR301 and MCR702) using a parallel-plate geometry (plate diameter 25 mm). To homogeneously suspend silica particles, suspensions were presheared at shear rate $\dot{\gamma} = 1 \text{ s}^{-1}$ for 5 min at elevated temperature $T = 100^\circ\text{C}$. The suspension was then cooled down to room temperature and equilibrated at $\dot{\gamma} = 5 \text{ s}^{-1}$ for 150 s. Shear rate sweep measurements were performed with a data acquisition rate of 5 s per point at each shear rate. The error bar is estimated from 3 cycles of forward and backward ramps. A pre-shear step ($\dot{\gamma} = 5 \text{ s}^{-1}$ for 300 s and 100 s for rest) is applied between cycles to mitigate microstructure formation.

3 Results and discussion

3.1 Tailoring chemical friction via thia-Michael dynamic chemistry and molecular weight

The initial focus of this study was on exploring MA-endcapped PPG polymers of different molecular weight to the prior study. As such MA-endcapped PPG polymers where the PPG unit has a number average molecular weight (M_{PPG}) of 2000 g mol^{-1} (*i.e.* half that of the prior study) were prepared with three different -R groups attached to the phenyl ring: methoxy ($R = -\text{OCH}_3$, **1M**₂₀₀₀), hydrogen ($R = -\text{H}$, **1H**₂₀₀₀), and nitro ($R = -\text{NO}_2$, **1N**₂₀₀₀). Prior studies show that the equilibrium constant K_{eq} of the thia-Michael reaction trends with their electron-withdrawing nature, namely, $-\text{NO}_2 > -\text{H} > -\text{OCH}_3$ (as shown in Table 1).^{14,16} The effect of these different R groups on the chemically-driven frictional interactions was studied with thiol-functionalized particles ($\phi = 0.52$) suspended in the MA-endcapped polymers. Fig. 1a–c shows plots of the relative viscosity $\eta_r = \eta/\eta_s$, where η is the suspension viscosity and η_s is the Newtonian viscosity of the MA-endcapped polymer fluid (see ESI† for η_s values), as a function of shear stress τ for the thiol particles suspended in the three different MA-endcapped polymer fluids (Fig. S2 shows a plot of viscosity as a function of shear rate, see ESI†). In each case the suspensions exhibit continuous shear thickening at $\tau > 10$ Pa (closed symbols) (at $\tau < 10$ Pa there is a mild shear thinning). Despite the different K_{eq} 's between the particles and three fluids, each shows a similar onset shear stress $\tau \approx 10$ Pa as well as a similar degree of shear thickening (*i.e.*, slope of η versus τ in the shear thickening regime) as shown by the reference triangles in Fig. 1. The shear thickening is followed by a plateau or mild shear thinning at $\tau > 100$ Pa.

Table 1 Molecular weight of the Michael-acceptor-endcapped poly(propylene glycol)s and equilibrium bonding constant of small molecule analogs with thiol

Substituent, -R	M_{PPG}^a (g mol^{-1})	M_{MA}^b (g mol^{-1})	K_{eq}^c (M^{-1})
-OCH ₃ (1M)	230	760	50
	2000	2980	
	4000	5590	
-H (1H)	230	790	400
	2000	2940	
	4000	5750	
-NO ₂ (1N)	2000	2740	8000
	4000	6070	

^a Number-average molecular weight. ^b Measured by nuclear magnetic resonance spectroscopy. ^c Values are from small molecule analog study at 25°C reported in ref. 14.

However, these three suspensions exhibit striking differences in their apparent time-dependent behavior. This is seen in a pronounced hysteresis of the viscosity between the forward and backward (open symbols in Fig. 1a–c) shear ramp, which increases with increasing K_{eq} . At low K_{eq} ($R = -\text{OCH}_3$) the forward and backward ramps are identical (see the inset of Fig. 1a for the viscosity as a function shear rate). At low $\tau < 1$ Pa ($\dot{\gamma} < 10^{-2} \text{ s}^{-1}$), a small initial viscosity increase in the forward ramp is observed (Fig. S2, see ESI†). This is a measurement artifact where the suspensions have not yet achieved a steady state on account of insufficient strain during the allotted time interval.¹⁸ An increased equilibrating time (30 and 90 s per point) measures the consistent steady-state viscosity at $\tau < 1$ Pa and shows that the measured viscosity at all equilibrating times (5, 30, and 90 s) is the steady-state value for $\tau > 1$ Pa (Fig. S3, see ESI†). As seen in Fig. 1c higher K_{eq} results in a dramatic increase in viscosity during the backward ramp. Time sweeps (Fig. S4, see ESI†) show a clear viscosity increase at a fixed shear rate consistent with dynamic bonds resulting in a time dependent rheology. This anti-thixotropy (or rheopecty) can be attributed to the relaxation time of the dynamic bonds as the bridging interactions are replaced by grafted brushes. When K_{eq} is larger, the dissociation of thia-Michael bridging interaction is suppressed and thus, the suspension stays in the chemical-friction-induced shear-thickened state for longer before relaxing to the brush layer state during the backward ramp. As a result, the measured viscosity in the backward ramp is larger than the forward ramp and in turn, a reduced magnitude of shear thickening appears from **1H**₂₀₀₀ (Fig. 1b) and **1N**₂₀₀₀ (Fig. 1c). Interestingly, the effect of the -R group on the rheopectic rheology differs from suspensions in higher molecular weight MA-endcapped PPG ($M_{\text{PPG}} = 4000 \text{ g mol}^{-1}$), where rheopecty appears at room temperature, irrespective of the nature of R-substituent on the BCAM moiety. Based on temperature studies of those suspensions it was suggested that rheopecty is observed when the fraction of thiols forming the thia-Michael adduct (p) is > 0.96 .¹⁴ However, comparison of the suspensions in **1R**₂₀₀₀ and **1R**₄₀₀₀ with the same K_{eq} show that molecular weight of the polymer has an impact on the



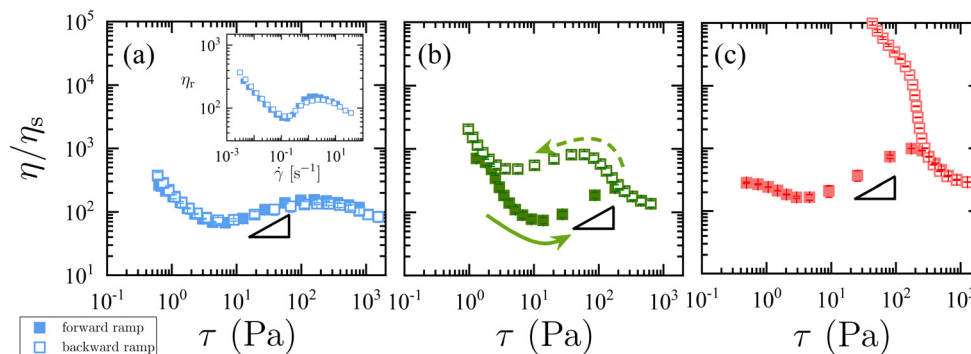


Fig. 1 Relative viscosity $\eta_r = \eta/\eta_s$ for suspensions in $1\mathbf{M}_{2000}$ (a), $1\mathbf{H}_{2000}$ (b), and $1\mathbf{N}_{2000}$ (c) as a function of shear stress τ . Closed symbols: increasing stress ramp. Open symbols: decreasing stress on the ramp's return cycle. Triangles indicate a slope of 0.5 for reference. Error bars are from 3 cycles of forward and backward ramps. The inset in (a) shows the η_r as a function of shear rate $\dot{\gamma}$ for the suspension in $1\mathbf{M}_{2000}$.

rheopexy behavior of the suspensions. For example, while the suspension in $1\mathbf{M}_{4000}$ shows rheoplectic behavior, the suspension in $1\mathbf{M}_{2000}$ shows no rheopexy, even though the fraction of reacted thiol $p = 0.97$ (*i.e.* > 0.96) (see ESI, † for p estimation for all suspensions and Fig. S5).

To explore in more detail the effect of molecular weight of the MA-endcapped polymers on the chemical friction of these dynamic covalent dense suspensions, MA-endcapped polymers with two different PPG backbone molecular weights, $M_{\text{PPG}} = 230$ ($1\mathbf{R}_{230}$) and 4000 g mol $^{-1}$ ($1\mathbf{R}_{4000}$), were synthesized, and the rheology of the thiol functionalized silica particles in these polymers was explored. Here, the electronics ($-\text{R}$ groups) primarily control K_{eq} , and any impact of molecular weight is assumed to be minimal. 19 At the suspension packing fraction $\phi = 0.52$, the corresponding stoichiometric ratio of thiol groups to MA double bonds is approximately $r = [-\text{SH}]/[-\text{MA}] = 0.01$ for

$M_{\text{PPG}} = 230$ g mol $^{-1}$, $r = 0.03$ for $M_{\text{PPG}} = 2000$ g mol $^{-1}$, and $r = 0.13$ for $M_{\text{PPG}} = 4000$ g mol $^{-1}$. Thus at constant ϕ the three suspensions will have a slightly different number of BCAM group bonding sites. However, it is important to note that all suspensions have a large excess of MA moieties.

For $1\mathbf{M}$, which has the lowest K_{eq} , reversible rheological behavior is seen in the forward and backward sweep measurements for $M_{\text{PPG}} \leq 2000$ g mol $^{-1}$ as shown in $1\mathbf{M}_{230}$ (Fig. 2a) and $1\mathbf{M}_{2000}$ (Fig. 2b). By contrast, rheopexy is observed (Fig. 2c) when the particles are suspended in the higher molecular weight $1\mathbf{M}_{4000}$ (molecular weight of MA $M_{\text{MA}} \approx 5600$ g mol $^{-1}$). Given that the K_{eq} of the thia-Michael reaction is equal in all three suspensions, this rheoplectic behavior could be accounted for by molecular weight-induced dynamics or entropic contribution of $1\mathbf{M}$ polymers. It is worthy of note that the studied M_{MA} is below the reported entanglement molecular weights of

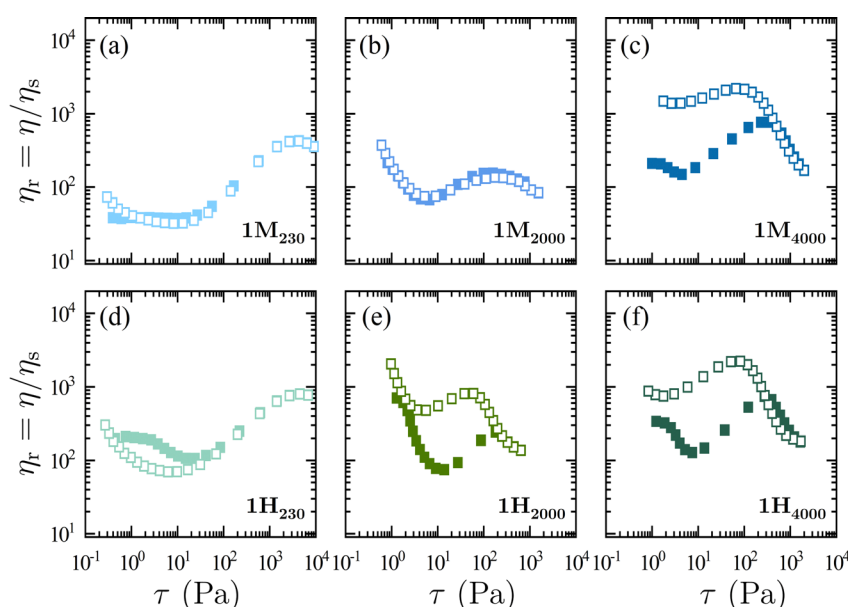


Fig. 2 Relative viscosity η_r versus shear stress τ of $\phi = 0.52$ thiol functionalized silica particle suspensions in different molecular weight BCAM-endcapped poly(propylene glycols). The molecular weight of these ditopic polymers is controlled by varying the molecular weight of PPG backbone used to attach the BCAM units, $M_{\text{PPG}} = 230$ g mol $^{-1}$ (a) and (d), 2000 g mol $^{-1}$ (b) and (e) and 4000 g mol $^{-1}$ (c) and (f). The R substituent on the BCAM is either R = $-\text{OCH}_3$ (a)–(c) or R = $-\text{H}$ (d)–(f).



PPG ($M_e \approx 5300^{20}$ or $7000 \text{ g mol}^{-121}$), thus the rheopecty seems not to be a result of MA polymer entanglement.

To further explore the origin of the rheopectic behavior, the thiol-functionalized particles were dispersed in a MA-endcapped polymer with larger K_{eq} 's, namely **1H**. In **1H**₂₃₀ (Fig. 2d), the suspension shows reversible rheology similar to that of weaker bonded suspension. A mild viscosity drop appears in **1H**₂₃₀ (Fig. 2d) in the reverse direction and may indicate possible thixotropy in this system. Time-dependent viscosity appears at $M_{PPG} \geq 2000 \text{ g mol}^{-1}$ as shown in **1H**₂₀₀₀ (Fig. 2e) and **1H**₄₀₀₀ (Fig. 2f). Comparing the results of the equal molecular weight MA polymers **1M**₂₀₀₀ and **1H**₂₀₀₀ (Table 1) suggests that the relaxation time scale of dynamic bond bridging is impacted by the strength of the dynamic bridging bonds (*i.e.*, K_{eq}). As such, the data demonstrates that both the molecular weight of the MA polymer and the bond strength contribute to the rheopectic rheology in these dynamic covalent dense suspensions. Above the critical bonding strength at a given molecular weight, the suspension exhibits rheopectic rheology reflecting the relaxation of the bridging layer. The suspensions in **1N** with the highest K_{eq} are also rheopectic (Fig. S6, see ESI†). Note that for **1M**, the slope of shear thickening does vary as M_{PPG} increases. The fraction of bonded thiol p may play a role in this observed change. This system has the lowest K_{eq} (*ca.* 50 M^{-1}) and as such a decrease in p of approximately 5% can be predicted upon increasing molecular weight; $p = 0.992$ for **1M**₂₃₀, $p = 0.970$ for **1M**₂₀₀₀, and $p = 0.944$ for **1M**₄₀₀₀. This effect is not observed in the more strongly bonded **1H** and **1N** suspensions, which have $p > 0.99$ for all molecular weights and show almost no change in p (Fig. S5 and Table S1, see ESI†).

3.2 Tailoring chemical friction *via* competitive bonding thiol additives

If the dynamic bond between the polymer fluid and particles is critical to the frictional interactions and rheopectic behavior of the dense suspensions then the addition of a competitive bonding agent²³ that inhibits the polymer particle bonds should switch off such behavior. Thus the addition of small molecule thiols which can react with the ditopic Michael-acceptor polymer fluid was explored. In these experiments 2,2'-(ethylenedioxy)diethanethiol (EDDT) with dithiol structure is introduced to the suspension with a specific stoichiometric ratio $r_{fluid} = [-SH]_{fluid}/[-MA]$ from $r_{fluid} = 0$ to 10, where $[-SH]_{fluid}$ and $[-MA]$ are the molar concentrations of thiol from EDDT and Michael-acceptor groups, respectively. While fixing the volume fraction $\phi = 0.52$, five different ratios r_{fluid} of the suspending medium are used, 0 (no added EDDT), 0.1, 0.5, 2, and 10 (bottom to top in Fig. 3). The total thiol (particle and additive) to Michael-acceptor group molar ratio r in the corresponding suspension is $r = 0.03, 0.13, 0.53, 2.04$, and 10.05 , respectively, *i.e.*, $r \approx r_{fluid}$ given the small number of thiols from the particles. As a result, there is an excess of Michael-acceptors on the polymers over the free thiols when $r_{fluid} < 1$, which is required to promote the formation of a brush layer on the particles. Note that $r_{fluid} = 1$ is avoided to minimize the formation of high molecular polymeric species. At these ratios

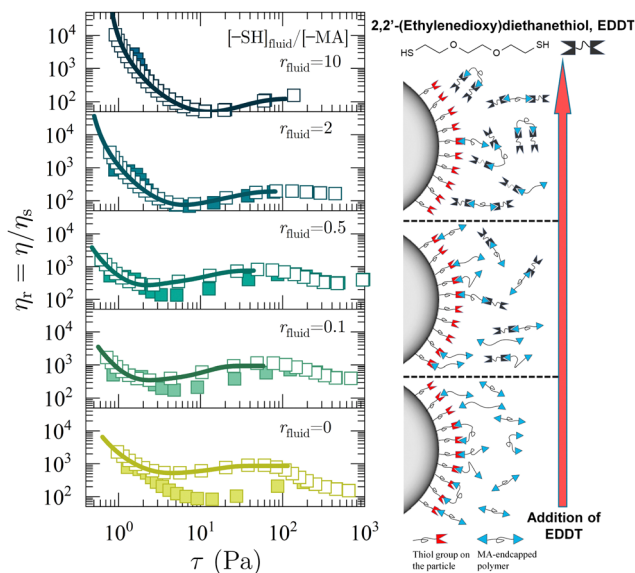


Fig. 3 Rheology of dense suspensions of thiol functionalized SiO_2 particles suspended in a mixture of **1H**₂₀₀₀ and dithiol. η_r is plotted as a function of stress τ . 2,2'-(ethylenedioxy)diethanethiol is added to the suspension to alter the stoichiometric ratio r_{fluid} from $r_{fluid} = 0$ (no added 2,2'-(ethylenedioxy)diethanethiol), 0.1, 0.5, 2, and 10 (from bottom to top). The volume fraction is kept $\phi = 0.52$ for all suspensions. Relative viscosity $\eta_r = \eta/\eta_s$ is plotted as a function of shear stress τ . The constraint-based model²² is used to fit reversal rheology curves (solid line). A schematic illustration on the right panel describes the weakening of solvation force as the concentration of 2,2'-(ethylenedioxy)diethanethiol (and r_{fluid}) increases.

the degree of polymerization \bar{X}_n is expected to be ≤ 3 , *i.e.*, only oligomeric species are present (using $\bar{X}_n = (1 + \bar{r})/(1 - \bar{r})$ with $\bar{r} = r_{fluid}$ for $r_{fluid} < 1$ and $\bar{r} = r_{fluid}^{-1}$ for $r_{fluid} > 1$).²⁴

η_r is measured with a forward (closed symbol) and backward (open symbol) ramp and plotted as a function of shear stress τ in Fig. 3. For the suspension in **1H**₂₀₀₀, rheopectic behavior is observed up to $r_{fluid} = 0.5$, and disappears at $r_{fluid} \geq 2$. This further confirms the hypothesis of our previous study¹⁴ that the antithixotropy in these systems is driven by shear-induced contacts that are stabilized by polymer bridging^{25,26} and not particle–particle contacts.^{27–29} The added free dithiols competitively deplete the available MA moieties, thereby reducing the strength of the sticky chemical friction between particles. Hence, the extent of shear thickening also decreases. Note the increase in η_r at a low τ as a greater amount of dithiol is added. This tendency of forming a yield stress in a suspension could be accounted for by the weakening of the solvation layer at the surface of particles.^{30,31} On account of the high K_{eq} of the ditopic polymer and thiol group-functionalized particle surface, the particle–solvent interaction provides a strong solvation force in the absence of free dithiol. However, the addition of free dithiol results in less of the ditopic polymers forming dynamic bonds with the particles and therefore, lowers their solvation. As a result, the repulsive force between the particles decreases, leading to the aggregation and the suspension developing a yield stress as the solvation force is suppressed (see illustrative scheme on the right panel of Fig. 3). Control



experiments with suspensions in hydroxy-terminated PPG ($M_{\text{PPG}} = 2000 \text{ g mol}^{-1}$) and in a 10-to-1 molar ratio mixture of hydroxy-terminated PPG and EDDT show shear-thinning trends without an apparent thickening and confirm the absence of disulfide brush layer or disulfide bridging interaction formation (Fig. S7, see ESI†). In addition, the Raman spectrum of the control suspension with EDDT shows no significant disulfide formation (Fig. S8, see ESI†).

We fit the backward ramps of our flow curves to extract stress and packing fraction scales using the model of Guy *et al.*^{22,32} This model includes a stress scale for the breaking of constraints and additional associated, jamming packing fractions, extending the Wyart–Cates (WC)³³ theory of shear thickening that only includes a single stress scale for the formation of constraints. The generalization by Guy *et al.* can model a variety of flow curves and we will be using the so-called “class 3a” models, which model flow curves that show shear-thinning at low stresses and shear thickening at higher stresses. In the original use of the class 3a models Guy *et al.* fit steady state rheology curves for cornstarch suspensions where the constraints being broken at low stress were thought of as rolling constraints and the constraints being formed at higher stresses were thought of as sliding constraints. In this work, the constraints being broken at low stresses are those that arise from interacting brush layers while the constraints being made at higher stresses are those from interparticle bridging. This gives a viscosity $\eta_r = [1 - \phi/\phi_j(a, f)]^{-2}$. In this extended model the jamming volume fraction $\phi_j(a, f)$ is a function of the stress-dependent fraction of adhesive (a) and frictional (f) particle contacts. The onset packing fraction for shear jamming of frictional particles in the absence of adhesion $\phi_m \equiv \phi_j(a = 0, f = 1)$, the adhesive loose packing fraction $\phi_{\text{alp}} \equiv \phi_j(a = 1, f = 1)$, and adhesive close packing fraction $\phi_{\text{acp}} \equiv \phi_j(a = 1, f = 0)$ are used as adjustable parameters in the model fit (see ESI† for details). This extended model provides a good fit to both the shear thinning and thickening portions of the flow curves (Fig. 3, solid lines). For the systems showing rheopexy ($r \leq 0.5$) in Fig. 3 we only fit the backward ramps of the data as those are the steady-state flow curves and therefore the stress scales extracted are not dependent on measurement time as the forward curves would be.

The model fit allows for the extraction of characteristic stress magnitudes for the activation of frictional contact interactions, τ^* , and for the deactivation of adhesive contacts, τ_a , and gives further insight into how the introduction of competitive bonding molecules impacts the suspension rheology at each stoichiometric ratio r (Fig. 4a). At all r_{fluid} , $\tau^* > \tau_a$ indicating that the activation of frictional force requires a larger stress than the one to overcome the adhesion. An increase in τ_a and τ^* is observed at $r_{\text{fluid}} > 0.5$ where the number of free thiol groups exceeds that of MAs, a trend that is consistent with the previously discussed weakening of the solvation of the particles and an increase of attractive interactions between them.

The fits to the flow curves shown in Fig. 3 and corresponding fit parameters shown in Fig. 4 indicate that the stress scales associated with chemical friction are substantially smaller

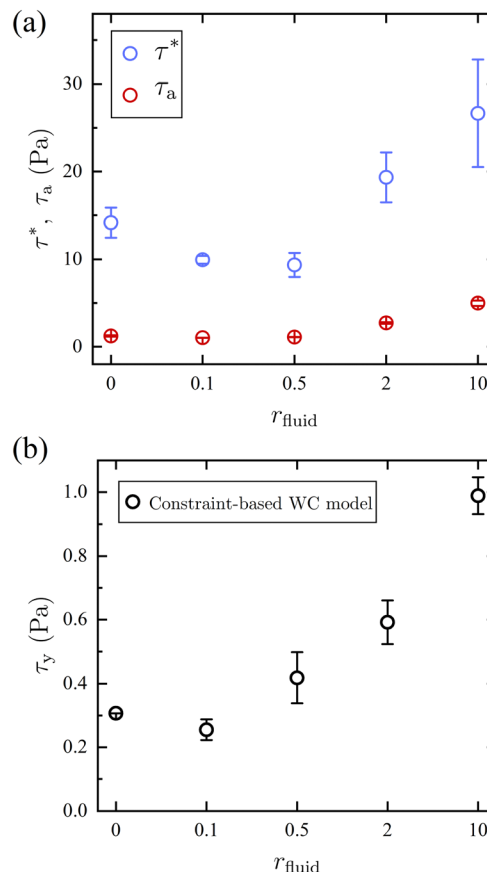


Fig. 4 (a) The characteristic stress for activating friction τ^* (blue) and deactivating adhesion τ_a (red) is estimated from the modified WC model. (b) Yield stress τ_y of the suspension in $\mathbf{1H}_{2000}$ mixed with a ratio r_{fluid} of free thiol molecules from 2,2'-(ethylenedioxy)diethanethiol –SH is estimated using the constraint-based WC model²² by setting $\phi_j = \phi$.

than where contacts are mediated by steric friction. The critical onset stress for thickening is $\tau^* \leq 27 \text{ Pa}$ for all r_{fluid} and is much lower than in suspensions that shear-thicken *via* physical friction (*i.e.*, direct contact). For instance, the suspension in $\mathbf{1H}_{2000}$ shear-thickens at a much lower τ^* than charge-stabilized silica particles with $d = 1.54 \text{ nm}$ at the same packing fraction ($\tau^* \sim 100 \text{ Pa}$).³⁴ In addition, the critical stress for particles with permanent covalent-bond brush layer follows a power-law relation, suggesting $\tau^* \sim 145 \text{ Pa}$ for $d = 648 \text{ nm}$.³⁵ A lower τ^* of the dynamic-bond-induced shear thickening suspension may suggest that particles with dynamic bond brush layer are less stable than charge- and permanent brush-stabilized particles. Moreover, different shear thickening mechanisms are at play between the dynamic bond induced chemical and physical friction. The suspension with dynamic covalent bonds requires no direct particle contact to form bridging bonds, whereas a larger stress is required for particles with physical friction to put the particles in direct contact. Hence, the dynamic-bond-induced shear thickening occurs at a lower τ^* than conventional shear thickening suspensions.

As mentioned previously there is an increase in viscosity at low τ upon the dithiol addition. This was hypothesized to come



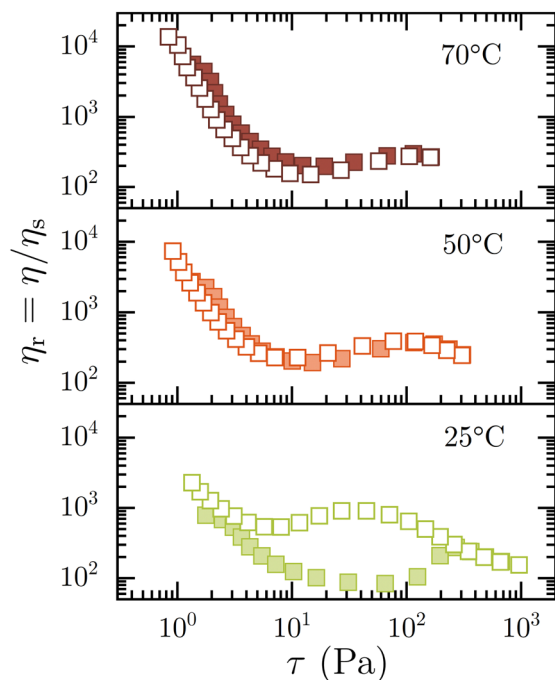


Fig. 5 Rheology of dense suspensions of thiol functionalized silica particles in $1\mathbf{H}_{2000}$. η_r is plotted as a function of shear stress τ . Temperature is raised from 25 °C to 50 °C, and to 70 °C (bottom to top).

from its competitive bonding to the dynamic brushes on the particles which results in increased particle attraction. It, therefore, is reasonable to expect that this increased attraction would be reflected in the yield behavior.³⁶ The yield stress τ_y is estimated using the constraint-based WC model by setting $\phi_j = \phi$ (i.e., $\eta_r \rightarrow \infty$).³² The estimated τ_y in Fig. 4b remains constant for $r_{\text{fluid}} \leq 0.5$ where $[-\text{MA}] > [-\text{SH}]$. For $r_{\text{fluid}} \geq 2$, the solvation force is largely reduced, resulting in an increase in τ_y . This abrupt increase in τ_y at $r_{\text{fluid}} \geq 2$ further supports that excessive Michael-acceptor moieties over thiols allow for the formation of a (dynamic) brush layer that stabilizes the particles. However, further increase in the amount of free thiol at $r_{\text{fluid}} \geq 2$ raises the yield stress. This observation suggests an external control of the repulsive potential of brush layer-stabilized particles. In contrast to the permanently-bonded brush layer,^{37,38} a brush layer formed by dynamic covalent bonds allows for systematic control of particle stability by the simple addition of competitive bonding molecules, which reduces the concentration of polymer brushes at equilibrium.

3.3 Temperature-dependence of sticky friction

A governing parameter of sticky friction is the equilibrium of the dynamic thia-Michael bonds in these dynamic covalent dense suspensions. This means that the frictional interactions should also be controllable by temperature. Fig. 5 shows the viscosity η_r as a function of shear stress τ at three temperatures, 25 °C (bottom), 50 °C (middle), and 70 °C (top), for the suspension with $\phi = 0.52$ suspended in $1\mathbf{H}_{2000}$. Increasing the temperature reduces K_{eq} according to the van't Hoff equation and therefore, decreases the number of thia-Michael bonds for

a given concentration. As a result, the sticky friction weakens as temperature increases, thereby removing the rheopectic behavior. Simultaneously, the viscosity at low τ increases due to the weakening of the solvation force. These observations demonstrate again the effect of introducing competitive bonding molecules, whereby the effectiveness of sticky friction weakens with decreasing concentration of active bonding moieties.

4 Conclusions

We demonstrated that the room temperature dynamic nature of thia-Michael bonds can mirror the formation of shear-induced frictional networks. Upon shearing a suspension of particles with room temperature dynamic covalent brushes, formed between the thiols on the particle surface and double bond moieties of a BCAM ditopic polymer fluid, reorganization of the dynamic bonds occurs resulting in polymer bridging interactions between the particles. The experimental results confirm that this dynamic bond-induced bridging serves as shear-induced friction with a long relaxation time, i.e., sticky friction. Control of the molecular weight and equilibrium constant for the thia-Michael dynamic covalent bonds enables systematic tailoring of the rheopectic behavior: (1) decreasing the molecular weight of ditopic MA-polymer inhibits the rheopectic behavior, (2) a larger equilibrium constant between the particle and polymer fluid results in a slower relaxation of bridging interaction and thus enhances rheopecty, and (3) the introduction of competitive bonding thiol additives or temperature control further tunes the bridging interaction formation, granting external controls of the time-dependent rheology and yield-stress.

Such control over the rheological behavior using only a single suspending medium makes these suspensions potentially ideal for applications where a single fluid needs to serve multiple purposes. Furthermore, tuning suspension rheology by changing particle-level properties, such as surface roughness, can be more expensive and time consuming than simply changing the fluid composition. This versatility could be enhanced further as the equilibrium of dynamic covalent chemistries is widely tunable with pH, temperature, and chemical stimuli.^{39,40}

Author contributions

HK, SJR, and HMJ conceived the research project; HK carried out the experiment; HK, SJR, and HMJ analyzed the data; HK and MvdN conducted the fitting; HK and NDD analyzed the characterization of the polymer; All authors participated in the discussion and writing the manuscript.

Conflicts of interest

There are no conflicts to declare.



Acknowledgements

This work was primarily supported by the University of Chicago Materials Research Science and Engineering Center (MRSEC), which is funded by the National Science Foundation under award number DMR-2011854. Additional support was provided by the Army Research Laboratory under Cooperative Agreement Number W911NF-20-2-0044. Part of this work was performed under the following financial assistance award 70NANB19H005 from U.S. Department of Commerce, National Institute of Standards and Technology as part of the Center for Hierarchical Materials Design (CHiMaD). HMJ acknowledges additional support from W911NF-21-2-0146 and W911NF-21-1-0038. The views and conclusions contained in this document are those of the authors and should not be interpreted as representing the official policies, either expressed or implied, of the Army Research Laboratory, or the U.S. Government. The U.S. Government is authorized to reproduce and distribute reprints for Government purposes notwithstanding any copyright notation here-in.

Notes and references

- 1 R. Mari, R. Seto, J. F. Morris and M. M. Denn, *J. Rheol.*, 2014, **58**, 1693–1724.
- 2 E. Brown and H. M. Jaeger, *Rep. Prog. Phys.*, 2014, **77**, 046602.
- 3 C.-P. Hsu, J. Mandal, S. N. Ramakrishna, N. D. Spencer and L. Isa, *Nat. Commun.*, 2021, **12**, 1477.
- 4 C.-P. Hsu, S. N. Ramakrishna, M. Zanini, N. D. Spencer and L. Isa, *Proc. Natl. Acad. Sci. U. S. A.*, 2018, **115**, 5117–5122.
- 5 S. Jamali and J. F. Brady, *Phys. Rev. Lett.*, 2019, **123**, 138002.
- 6 S. Pradeep, M. Nabizadeh, A. R. Jacob, S. Jamali and L. C. Hsiao, *Phys. Rev. Lett.*, 2021, **127**, 158002.
- 7 N. M. James, H. Xue, M. Goyal and H. M. Jaeger, *Soft Matter*, 2019, **15**, 3649–3654.
- 8 L. C. Hsiao and S. Pradeep, *Curr. Opin. Colloid Interface Sci.*, 2019, **43**, 94–112.
- 9 N. M. James, C.-P. Hsu, N. D. Spencer, H. M. Jaeger and L. Isa, *J. Phys. Chem. Lett.*, 2019, **10**, 1663–1668.
- 10 J. A. Richards, B. M. Guy, E. Blanco, M. Hermes, G. Poy and W. C. K. Poon, *J. Rheol.*, 2020, **64**, 405.
- 11 E. Brown, N. A. Forman, C. S. Orellana, H. Zhang, B. W. Maynor, D. E. Betts, J. M. DeSimone and H. M. Jaeger, *Nat. Mater.*, 2010, **9**, 220–224.
- 12 H. M. Laun, *Angew. Makromol. Chem.*, 1984, **123**, 335–359.
- 13 B. M. Guy, M. Hermes and W. C. K. Poon, *Phys. Rev. Lett.*, 2015, **115**, 088304.
- 14 G. L. Jackson, J. M. Dennis, N. D. Dolinski, M. van der Naald, H. Kim, C. Eom, S. J. Rowan and H. M. Jaeger, *Macromolecules*, 2022, **55**, 6453–6461.
- 15 T. M. FitzSimons, F. Oentoro, T. V. Shanbhag, E. V. Anslyn and A. M. Rosales, *Macromolecules*, 2020, **53**, 3738–3746.
- 16 K. M. Herbert, P. T. Getty, N. D. Dolinski, J. E. Hertzog, D. de Jong, J. H. Lettow, J. Romulus, J. W. Onorato, E. M. Foster and S. J. Rowan, *Chem. Sci.*, 2020, **11**, 5028–5036.
- 17 C. I. Crucho, C. Baleizalfo and J. P. S. Farinha, *Anal. Chem.*, 2017, **89**, 681–687.
- 18 C. E. Wagner, A. C. Barbaty, J. Engmann, A. S. Burbidge and G. H. McKinley, *Appl. Rheol.*, 2016, **26**, 36–40.
- 19 B. Marco-Dufort, R. Iten and M. W. Tibbitt, *J. Am. Chem. Soc.*, 2020, **142**, 15371–15385.
- 20 C. Gainaru and R. Böhmer, *Macromolecules*, 2009, **42**, 7616–7618.
- 21 B. A. Smith, E. T. Samulski, L. P. Yu and M. A. Winnik, *Macromolecules*, 1985, **18**, 1901–1905.
- 22 B. Guy, J. Richards, D. Hodgson, E. Blanco and W. Poon, *Phys. Rev. Lett.*, 2018, **121**, 128001.
- 23 M. N. Dominguez, M. P. Howard, J. M. Maier, S. A. Valenzuela, Z. M. Sherman, J. F. Reuther, L. C. Reimnitz, J. Kang, S. H. Cho and S. L. Gibbs, *et al.*, *Chem. Mater.*, 2020, **32**, 10235–10245.
- 24 P. J. Flory, *J. Am. Chem. Soc.*, 1936, **58**, 1877–1885.
- 25 D. C. Pozzo and L. M. Walker, *Colloids Surf., A*, 2004, **240**, 187–198.
- 26 J. Zebrowski, V. Prasad, W. Zhang, L. M. Walker and D. Weitz, *Colloids Surf., A*, 2003, **213**, 189–197.
- 27 J. B. Yannas and R. N. Gonzalez, *Nature*, 1961, **191**, 1384–1385.
- 28 J. J. Richards, J. B. Hipp, J. K. Riley, N. J. Wagner and P. D. Butler, *Langmuir*, 2017, **33**, 12260–12266.
- 29 G. Ovarlez, L. Tocquer, F. Bertrand and P. Coussot, *Soft Matter*, 2013, **9**, 5540–5549.
- 30 S. R. Raghavan, H. J. Walls and S. A. Khan, *Langmuir*, 2000, **16**, 7920–7930.
- 31 J. Gao, P. M. Mwasame and N. J. Wagner, *J. Rheol.*, 2017, **61**, 525–535.
- 32 J. A. Richards, B. M. Guy, E. Blanco, M. Hermes, G. Poy and W. C. Poon, *J. Rheol.*, 2020, **64**, 405–412.
- 33 M. Wyart and M. E. Cates, *Phys. Rev. Lett.*, 2014, **112**, 098302.
- 34 J. R. Royer, D. L. Blair and S. D. Hudson, *Phys. Rev. Lett.*, 2016, **116**, 188301.
- 35 B. Guy, M. Hermes and W. C. Poon, *Phys. Rev. Lett.*, 2015, **115**, 088304.
- 36 A. Z. Nelson, K. S. Schweizer, B. M. Rauzan, R. G. Nuzzo, J. Vermant and R. H. Ewoldt, *Curr. Opin. Solid State Mater. Sci.*, 2019, **23**, 100758.
- 37 G. H. Fredrickson and P. Pincus, *Langmuir*, 1991, **7**, 786–795.
- 38 L.-N. Krishnamurthy, N. J. Wagner and J. Mewis, *J. Rheol.*, 2005, **49**, 1347–1360.
- 39 T. M. FitzSimons, E. V. Anslyn and A. M. Rosales, *ACS Polym. Au*, 2021, **2**, 129–136.
- 40 J. F. Reuther, S. D. Dahlhauser and E. V. Anslyn, *Angew. Chem., Int. Ed.*, 2019, **58**, 74–85.

