

Net-1,2-Hydrogen Atom Transfer of Amidyl Radicals: Toward the Synthesis of 1,2-Diamine Derivatives

Yonggang Jiang,[†] Dongxiang Liu,[†] Madeline E. Rotella,[‡] Guogang Deng,[†] Zhengfen Liu,[†] Wen Chen,[†] Hongbin Zhang,^{*,†} Marisa C. Kozlowski,^{*,‡} Patrick J. Walsh,^{*,‡} and Xiaodong Yang^{*,†}

[†]Key Laboratory of Medicinal Chemistry for Natural Resource, Ministry of Education; Yunnan Provincial Center for Research & Development of Natural Products; School of Pharmacy, Yunnan University, Kunming, 650500, P. R. China

[‡]Roy and Diana Vagelos Laboratories, Penn/Merck Laboratory for High-Throughput Experimentation, Department of Chemistry, University of Pennsylvania, 231 South 34th Street, Philadelphia, Pennsylvania, 19104, United States

ABSTRACT: Hydrogen atom transfer (HAT) processes are among the most useful approaches for the selective construction of C(sp³)-C(sp³) bonds. 1,5-HAT with heteroatom-centered radicals (O•, N•) have been well established and are favored relative to other 1,*n*-HAT processes. In comparison, net 1,2-HAT processes have been scarcely observed. Reported is the first amidyl radicals that preferentially undergo a net 1,2-HAT over 1,5-HAT. Beginning with single electron transfer (SET) from 2-azaallyl anions to *N*-alkyl *N*-aryloxy amides, the latter generate amidyl radicals. The amidyl radical undergoes a net-1,2-HAT to generate a C-centered radical that participates in an intermolecular radical-radical coupling with the 2-azaallyl radical to generate 1,2-diamine derivatives. Mechanistic and EPR experiments point to radical intermediates. Density functional theory (DFT) calculations provide support for a base-assisted, stepwise-1,2-HAT process. It is proposed that generation of amidyl radicals under basic conditions can be greatly expanded to access α -amino C-centered radicals that will serve as valuable synthetic intermediates.

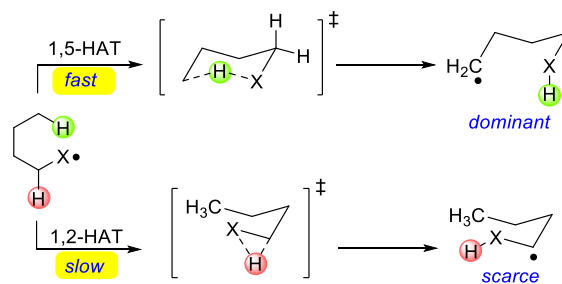
1. INTRODUCTION

The significance and impact of selective C(sp³)-C(sp³) bond constructions have gained widespread appreciation in recent years.¹⁻⁶ Hydrogen atom transfer (HAT) processes that enable regioselective functionalization of C-H bonds are strategically valuable, because they can enable the formation of bonds between two C(sp³) carbons.⁷⁻¹¹ In particular, heteroatom-centered radicals (O•, N•), which often undergo intramolecular 1,5-HAT reactions to generate translocated carbon-centered radicals (Scheme 1a), have been well established and widely applied in modern organic synthesis.^{7, 10, 12-14} In comparison with 1,5-HAT processes, net-1,2-HAT reactions are rare, having been observed with a few oxygen-centered radicals (X = O, Scheme 1a).^{8, 15} These 1,2-HAT processes are generally initiated by transition-metal catalysts, including Ir, Cu and Ag catalysts, or undergo photocatalytic reactions (Scheme 1b).¹⁶⁻²⁰ Another proposed net-1,2-HAT is with aminyl radicals. Aminyl radicals are intermediates in the reaction of amino acid systems with hypochlorite.²¹⁻²⁴ In such a process, 1,2-HAT reactions to form captodative C-centered radicals have been proposed, as have both intra- and intermolecular pathways.²⁵ Evidence for carbon-centered radical products in these systems has been presented in spin trapping experiments by EPR. Other studies^{26, 27} into aminyl radical 1,2-HAT rearrangements found them to be higher energy processes or did not observe products derived from net-1,2-HAT.

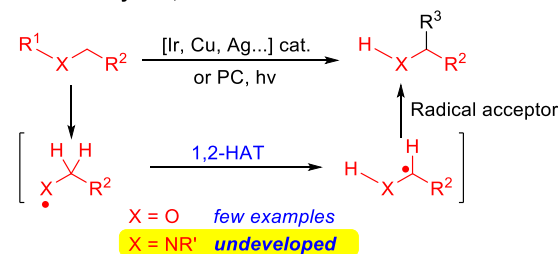
The 1,*n*-HAT reaction of heteroatom radicals to carbon-centered radicals are thermodynamically down hill. The transition states for O- and N-centered radicals in intramolecular 1,2-HAT processes have a high barrier due to the constrained nature of 3-centered transition states

(Scheme 1a). In contrast, the transition state for 1,5-HAT can approach a linear geometry, which has been calculated to have a much lower activation energy.²⁸ Thus, 1,5-HAT rearrangements generally occur to the exclusion of 1,2-HAT processes.

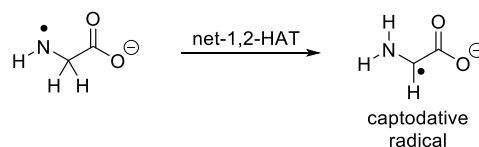
a. 1,5- vs. 1,2-Hydrogen Atom Transfer (HAT)



b. Summary of 1,2-HAT



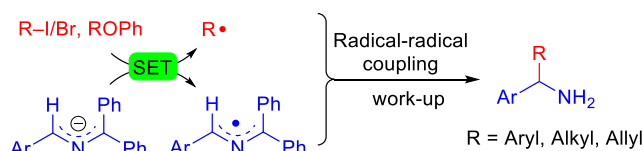
c. Proposed rearrangement of aminyl radicals.



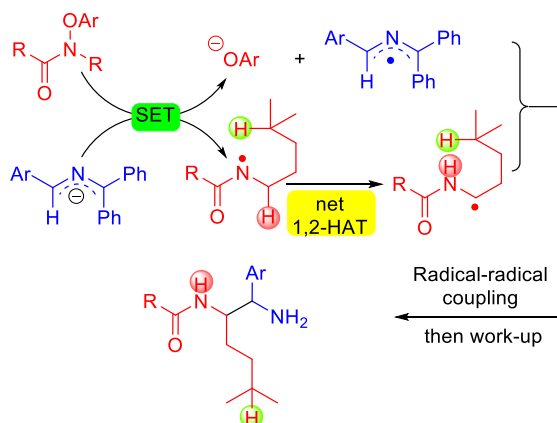
Scheme 1. Reactions of heteroatom-centered radicals. **a.** 1,5- vs. 1,2-HAT processes with heteroatom centered radicals (X). **b.** Transition-metal-catalyzed 1,2-hydrogen atom transfer (1,2-HAT) of heteroatom-centered radicals. **c.** Net-1,2-HAT of aminyl radicals in biological systems.

Since Murphy's groundbreaking research on organic super-electron-donors (SEDs),²⁹⁻³¹ SEDs have found useful applications in the construction of C–C bonds. Our team,³²⁻³⁵ and other groups,³⁶⁻³⁸ have demonstrated that the 2-azaallyl anions can be used as effective SEDs for transition-metal-free C–C bond-formations. We developed a series of radical-radical coupling approaches enabled by single electron transfer (SET) from 2-azaallyl anions (Scheme 2a).^{32, 33, 39} Specifically, 2-azaallyl anions undergo SET with various aryl/alkyl halides or allyl ethers to generate 2-azaallyl radicals and aryl, alkyl or allyl radicals followed by radical–radical coupling processes to form new C–C bonds. This strategy has proven useful in tandem reactions to prepare heterocycles of medicinal chemistry interest.⁴⁰⁻⁴²

a. Radical coupling with 2-azaallyl anions



b. This work: Net-1,2-HAT



Scheme 2. Reaction development. **a.** SET of 2-azaallyl anions with various electrophiles followed by radical-radical coupling. **b.** Generation of amidyl radicals, net-1,2-HAT and radical-radical coupling to generate 1,2-diamine derivatives (This work).

Recently, amidyl radicals, which are usually generated under thermal, photochemical or photoredox conditions, have proven to be useful hydrogen abstractors in organic synthesis.^{8, 43, 44} Knowles⁴⁵ and Alexanian⁴⁶ demonstrated synthetically valuable intramolecular HAT processes of amidyl radicals. Wang and Flechsig developed a unique

visible-light-mediated allylation of C(sp³)–H bonds via an amidyl radical 1,5-HAT process.⁴⁷ Inspired by these elegant works, we desired to explore the HAT process of amidyl radicals for radical coupling enabled by 2-azaallyl anions as SEDs (Scheme 2b). We hypothesized that the 2-azaallyl anions and pre-functionalized amides would undergo an SET process to generate 2-azaallyl radicals and amidyl radicals. Surprisingly, the amidyl radical intermediates preferentially underwent net-1,2-HAT rather than the expected 1,5-HAT pathway. The newly formed α -amino C-centered radical then underwent radical-radical coupling with the 2-azaallyl radical to provide 1,2-diamine derivatives.

Herein, we report a strategy to prepare 1,2-diamine derivatives (38 examples, up to 85% yield) without the assistance of added transition metals. 1,2-Diamine derivatives are valuable in synthetic chemistry and pharmaceutical sciences, but their synthesis remains a significant and important challenge.⁴⁸⁻⁵⁰ Notably, this selective net-1,2-HAT protocol of nitrogen-centered radicals (N•) is rare and remains underdeveloped in the synthetic community. After demonstrating the utility of the new net-1,2-HAT rearrangement, selectivity studies with substrates that could undergo 1,5- and 1,6-HAT reaction manifolds are performed, as are radical trapping and cross-over experiments. DFT calculations and mechanistic studies provide support for a base-assisted, stepwise-1,2-HAT process.

2. RESULT AND DISCUSSION

Generation of amidyl radicals and net-1,2-HAT; reaction discovery and optimization. Initially, the focus will be on net-1,2-HAT reactions as outlined above, with the exclusion of possible 1,5- and 1,6-HAT pathways. Thus, we selected pre-functionalized amide **1a** as the model substrate, which was readily prepared using the method of Leonori.⁵¹⁻⁵⁴ We initiated our reaction development and optimization using the amide **1a** and ketimine **2a** with LiN(SiMe₃)₂ in DMSO at room temperature for 12 h. The net-1,2-HAT amidyl α -C(sp³)–H coupling product **3aa** was generated in 38% assay yield (AY, as determined by ¹H NMR integration against an internal standard, Table 1, entry 1). Next, a careful survey of various bases, such as NaN(SiMe₃)₂, KN(SiMe₃)₂, LiO^tBu, NaO^tBu and KO^tBu, was carried out (entries 2–6). NaO^tBu served as the top base with 64% AY (entry 5). We then examined the effect of solvents [DMF, THF, dioxane, MTBE (methyl *tert*-butyl ether) and DME (dimethoxyethane)] (entries 7–11). Only DMF delivered the product in 37% AY, while others led to no reaction. Concentration is also a crucial factor in radical coupling reactions of 2-azaallyl radicals.⁴⁰ Varying the concentration from 0.05 M to 0.03 M, 0.1 M or 0.2 M (entries 12–14) demonstrated that 0.2 M was the optimal concentration, with 74% AY and 71% isolated yield (entry 14). When 1.0 equiv or 3.0 equiv of NaO^tBu were employed, the AY decreased to 18% or 66% (entries 15 and 16). Finally, increasing the temperature to 40 °C

led to a decrease of AY (60%, entry 17). Based on these results, the best conditions for the radical coupling in Table 1 are those in entry 14.

Table 1. Optimization of coupling of amide **1a and ketimine **2a**.**^{a,b}

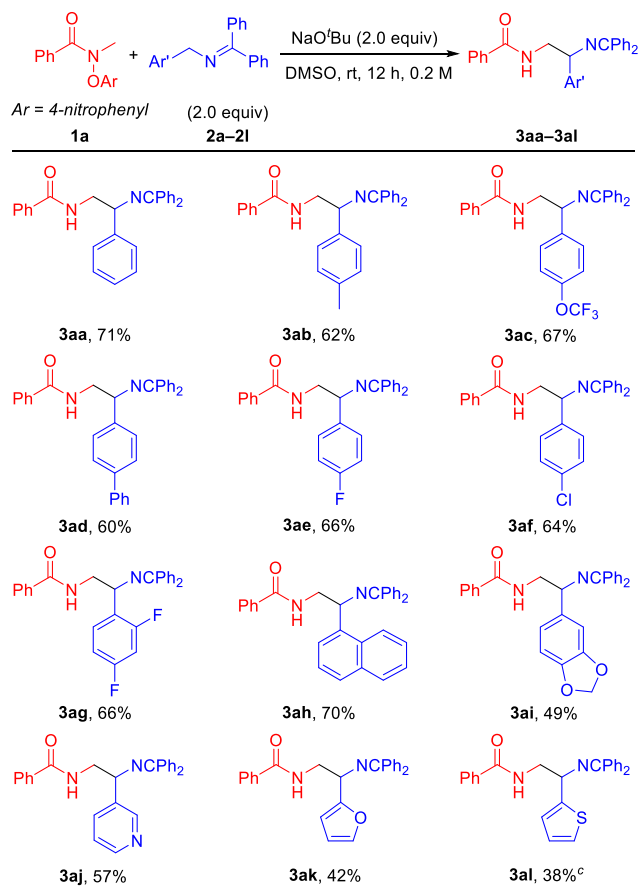
Ar = 4-nitrophenyl
1a (1.0 equiv) **2a** (2.0 equiv) **3aa**

Entry	Base (equiv)	Solvent	Conc. [M]	Assay yield (%)
1	LiN(SiMe ₃) ₂ (2.0)	DMSO	0.05	38
2	NaN(SiMe ₃) ₂ (2.0)	DMSO	0.05	36
3	KN(SiMe ₃) ₂ (2.0)	DMSO	0.05	23
4	LiO ^t Bu (2.0)	DMSO	0.05	50
5	NaO ^t Bu (2.0)	DMSO	0.05	64
6	KO ^t Bu (2.0)	DMSO	0.05	43
7	NaO ^t Bu (2.0)	DMF	0.05	37
8	NaO ^t Bu (2.0)	THF	0.05	0
9	NaO ^t Bu (2.0)	Dioxane	0.05	0
10	NaO ^t Bu (2.0)	MTBE	0.05	0
11	NaO ^t Bu (2.0)	DME	0.05	0
12	NaO ^t Bu (2.0)	DMSO	0.03	55
13	NaO ^t Bu (2.0)	DMSO	0.1	65
14	NaO ^t Bu (2.0)	DMSO	0.2	74 (71) ^c
15	NaO ^t Bu (1.0)	DMSO	0.2	18
16	NaO ^t Bu (3.0)	DMSO	0.2	66
17 ^d	NaO ^t Bu (2.0)	DMSO	0.2	60

^aReaction conditions: **1a** (0.1 mmol, 1.0 equiv), **2a** (0.2 mmol, 2.0 equiv), base, rt., 12 h. ^bAssay yields (AY) determined by ¹H NMR spectroscopy of the crude reaction mixtures using CH₂Br₂ as an internal standard. ^cIsolated yield after chromatographic purification. ^d40 °C.

Reaction scope of *N*-benzyl ketimines. With the optimized conditions in hand (Table 1, entry 14), we initiated exploration of the scope of ketimines **2**. As presented in Table 2, generally, ketimines with various substituted Ar' groups delivered products in moderate to good yields under the optimized conditions. *N*-Benzyl ketimines bearing electron donating groups, such as 4-Me (**2b**), 4-OCF₃ (**2c**) and 4-Ph (**2d**), gave coupling products **3ab**, **3ac** and **3ad** in 62%, 67% and 60% yields, respectively. *N*-Benzyl ketimines containing electronegative and electron-withdrawing groups (4-F, **2e**; 4-Cl, **2f**; and 2,4-di-F, **2g**) generated the coupling products **3ae**, **3af** and **3ag** in 64–66% yields. The sterically hindered 1-naphthyl (**2h**) derivative led to coupling product **3ah** in 70% yield. Interestingly, medicinally relevant heterocyclic *N*-benzyl ketimines containing piperonyl (**2i**), 3-pyridyl (**2j**), 2-furyl (**2k**) and 2-thienyl (**2l**) were also capable coupling partners, providing products **3ai**, **3aj**, **3ak** and **3al** in 38–57% yields.

Table 2. Scope of *N*-benzyl ketimines.^{a,b}

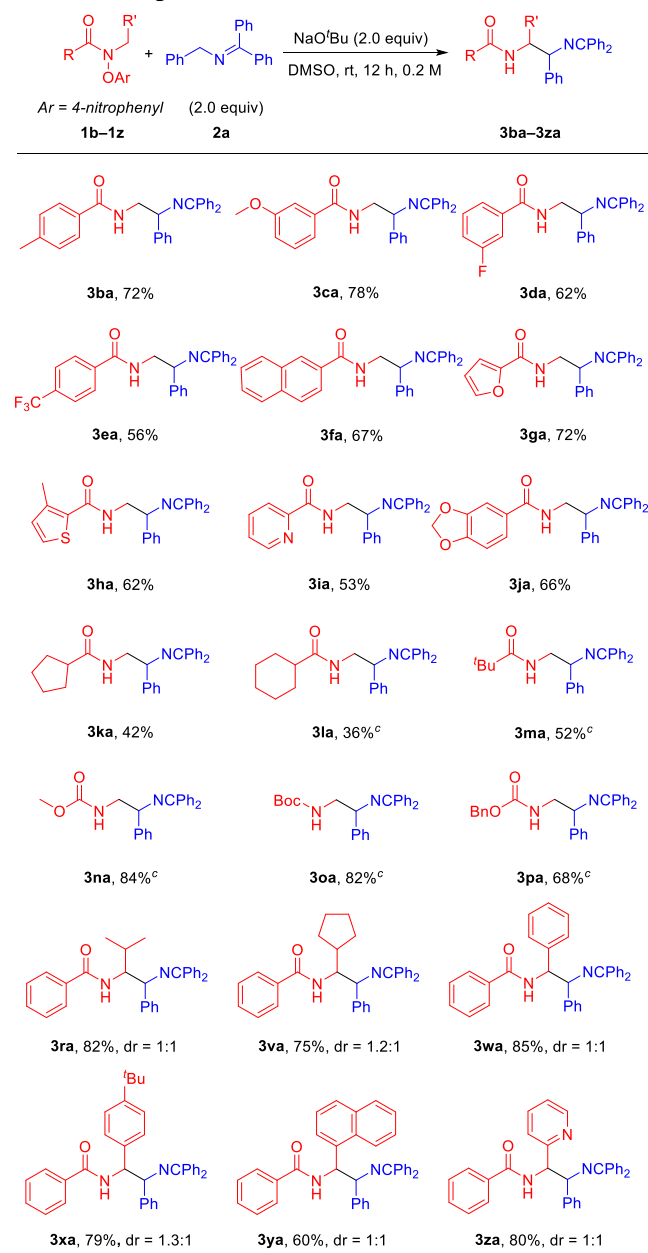


^aReactions were conducted on a 0.4 mmol scale using 1.0 equiv **1a**, 2.0 equiv **2** and 2.0 equiv NaO^tBu at 0.2 M. ^bIsolated yields after chromatographic purification. ^c2.5 h.

Reaction scope of amides. Next, we focused our attention on investigating the scope of substituted amides. As mentioned, *N*-aryloxy amides were readily synthesized from the corresponding acyl chlorides.⁵² In general, amides with various substituted aryl, alkyl and alkoxy groups offered moderate to excellent yields under the optimized conditions (Table 3). Aryl substituted amides with electron donating groups, such as 4-Me (**1b**), or electron-withdrawing groups, such as 3-OMe (**1c**), 3-F (**1d**) and 4-CF₃ (**1e**), reacted with *N*-benzyl ketimine **2a** to furnish coupling products **3ba**, **3ca**, **3da** and **3ea** in 72%, 78%, 62% and 56% yields, respectively. 2-Naphthyl substituted amide **1f** provided coupling product **3fa** in 67% yield. Notably, medicinally relevant heterocyclic amides possessing 2-furyl (**1g**), 3-Me-2-thienyl (**1h**), 2-pyridyl (**1i**) and piperonyl (**1j**) delivered coupling products **3ga**, **3ha**, **3ia** and **3ja** in 72%, 62%, 53% and 66% yields, respectively. Furthermore, alkyl substituted amides bearing cyclopentyl (**1k**), cyclohexyl (**1l**) and *t*-butyl (**1m**) were also suitable coupling partners, offering coupling products **3ka**, **3la** and **3ma** in 36–52% yields. To our delight, alkoxy substituted amides, such as methoxy **1n**, *t*-butyloxy **1o** and benzyloxy **1p**, performed well, furnishing the desired products **3na**, **3oa** and **3pa** (CCDC 2173282, see SI for details) in 84%, 82%, and 68% yields, respec-

tively. Furthermore, *N*-aryloxy amides bearing isobutyl (**1r**), cyclopentanemethyl (**1v**), benzyl (**1w**), 4-*t*Bu benzyl (**1x**), 1-naphthalenemethyl and 2-pyridinemethyl (**1z**), were also competent coupling partners, leading to the desired products **3ra**, **3va**, **3wa**, **3xa**, **3ya** and **3za** in 82%, 75%, 85%, 79%, 60% and 80% yields, respectively.

Table 3. Scope of amides.^{a,b}

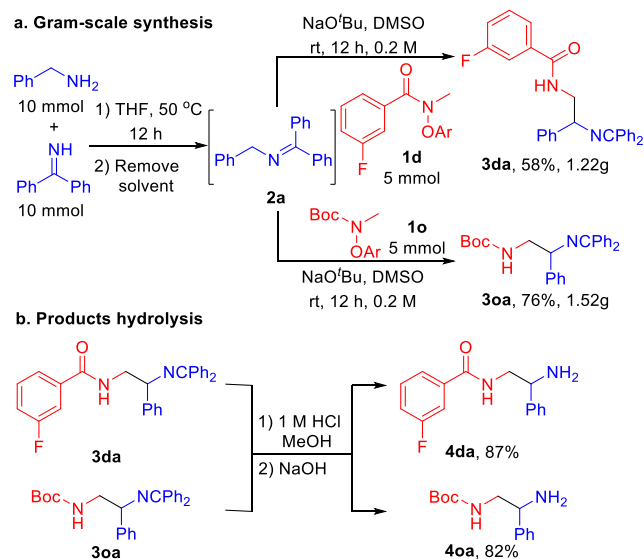


^aReactions were conducted on a 0.4 mmol scale using 1.0 equiv **1**, 2.0 equiv **2a** and 2.0 equiv NaO*t*Bu at 0.2 M. ^bIsolated yields after chromatographic purification. ^c2.5 h.

Gram-scale synthesis and product hydrolysis.

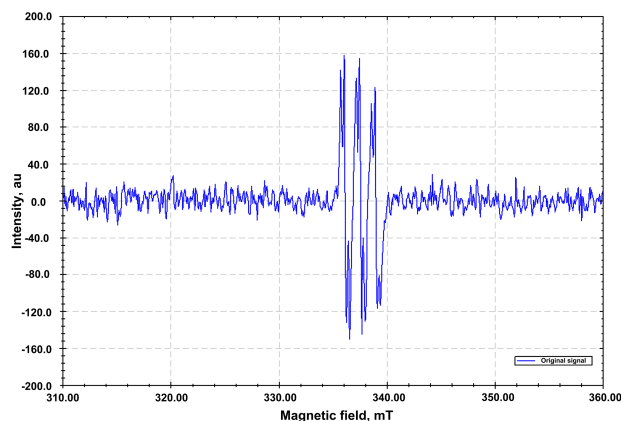
To test the scalability and practicality of this coupling process, the telescoped gram-scale synthesis was carried out. As shown in Scheme 3a, benzylamine and diphenylmethanimine were reacted in THF at 50 °C for 12 h, followed by solvent removal to offer imine **2a**. The unpurified **2a** was coupled with 5 mmol aryl

amide **1d** or alkoxy amide **1o** under the standard reaction conditions to generate 1.22 g of **3da** and 1.52 g of **3oa** in 58% and 76% yields, respectively. It is noteworthy that the coupling products **3da** and **3oa** underwent hydrolysis to deliver the 1,2-diamines **4da** and **4oa** in 87% and 82% yields (Scheme 3b).



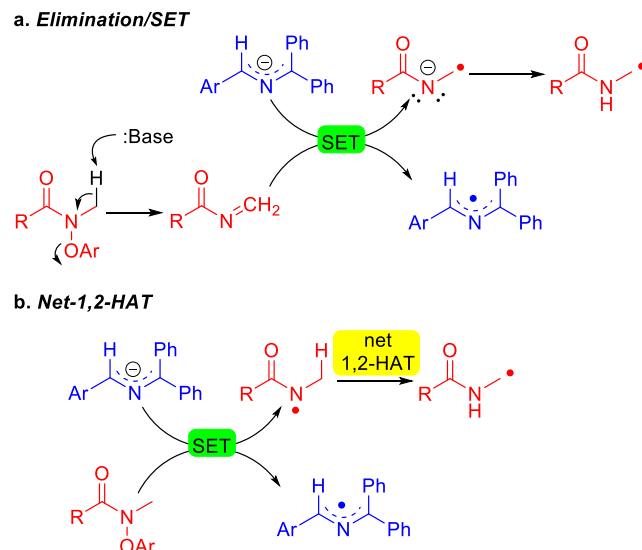
Scheme 3. Gram-scale synthesis and hydrolysis reactions. **a.** Gram-scale sequential one-pot synthesis of **3da** and **3oa**. **b.** Hydrolysis of the products to access diamines **4da** and **4oa**.

Probing reaction intermediates and pathways. Initial experiments were conducted to explore the reaction intermediates and mechanism. As noted in the Introduction, at the outset of this work we imagined that radical intermediates would be involved. To probe this assertion, EPR experiments employing phenyl *N*-*t*-butylnitron (PBN) as the radical spin trap were conducted. Accordingly, treatment of *N*-phenoxyamide **1a** with ketimine **2a** under the standard conditions in the presence of PBN resulted in the generation of a PBN-trapped carbon-centred radical, as detected by EPR spectroscopy (Scheme 4). The generated EPR signals ($g = 2.0076$, $A_N = 14.5$ G, $A_H = 3.0$ G) were in agreement with previously reported literature for trapping C-centered radicals.^{39, 55, 56} This observation supports our contention that radical intermediates are involved in this transformation.



Scheme 4. EPR spectrum of the PBN-trapped carbon-centered radical.

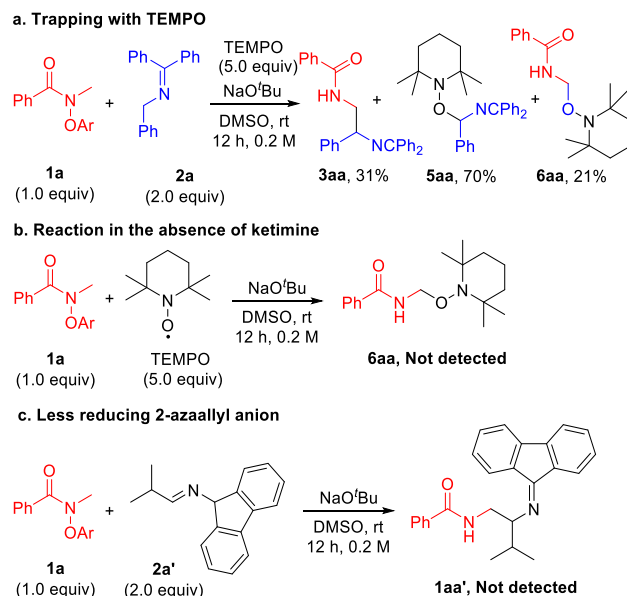
Two general mechanisms were initially considered for the generation of the key carbon-centered α -amino radical (Scheme 5a-b). The first is a base promoted elimination to form an *N*-acyl imine. The *N*-acyl imine was then envisioned to undergo SET from the azaallyl anion to generate the α -amino radical. The second pathway is initiated by SET to the *N*-phenoxy amide followed by 1,2-HAT to generate the same α -amino radical. To probe the *N*-acyl imine formation, *N*-phenoxyamide **1a** was treated with NaO^tBu for 12 h in DMSO at RT, but in the absence of ketimine. No elimination product *N*-acylimine or its hydrolysis product benzamide were observed, although the *N*-phenoxy *N*-methyl amide was converted to the *N*-methyl amide. This result suggests that an elimination pathway is not operative (Scheme 5a).



Scheme 5. Possible paths. **a.** Base-promoted elimination mechanism. **b.** Amidyl radicals α -C(sp³)-H coupling via net-1,2-HAT.

To gain insight into the coupling process, we performed a series of mechanistic probe experiments. Radi-

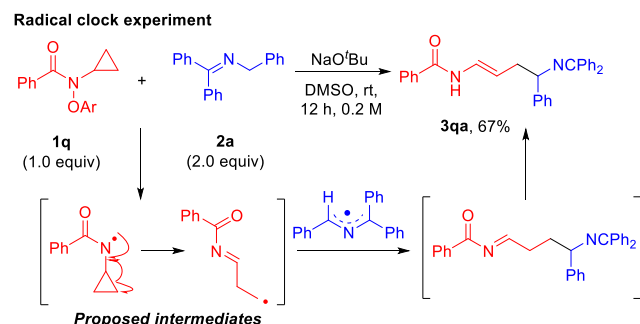
cal trapping experiments with 2,2,6,6-tetramethyl piperidine-1-oxyl (TEMPO, 5.0 equiv) provided insights into the key radical intermediates. Consistent with the working mechanism, when the standard coupling reaction between *N*-phenoxyamide **1a** and ketimine **2a** in the presence of NaO^tBu was conducted, the 2-azaallyl radical was engaged by TEMPO and led to the oxidized ketimine **5aa** in 70% yield. Interception of the proposed α -amino radical by TEMPO afforded adduct **6aa** in 21% yield (Scheme 6a). Of course, trapping of these intermediates resulted in a decrease in the yield of the diamine-derived coupling product **3aa** (31%). It is noteworthy that treatment of **1a** with NaO^tBu in DMSO with 5 equiv TEMPO, but in the absence of ketimine, did not generate the trapping product from α -amino radical (Scheme 6b). Further, use of the aldimine **2a'** derived from 9-amino fluorene (Scheme 6c), which generates a more stabilized and less-reducing 2-azaallyl anion, did not lead to the formation of coupling product. These latter two experiments indicate that the strongly reducing 2-azaallyl anion is needed for the formation of the amidyl radical. In addition, cyclic voltammogram studies (see SI for details) suggested that 2-azaallyl anions ($E_{1/2} = -1.11$ V vs. SCE)⁵⁷ would readily reduce amide substrate **1a** ($E_{1/2} = -0.886$ V vs. SCE).⁴⁷



Scheme 6. Control experiments. **a.** Radical trapping experiment. **b.** Reaction in the absence of ketimine. **c.** Less reducing 2-azaallyl anion.

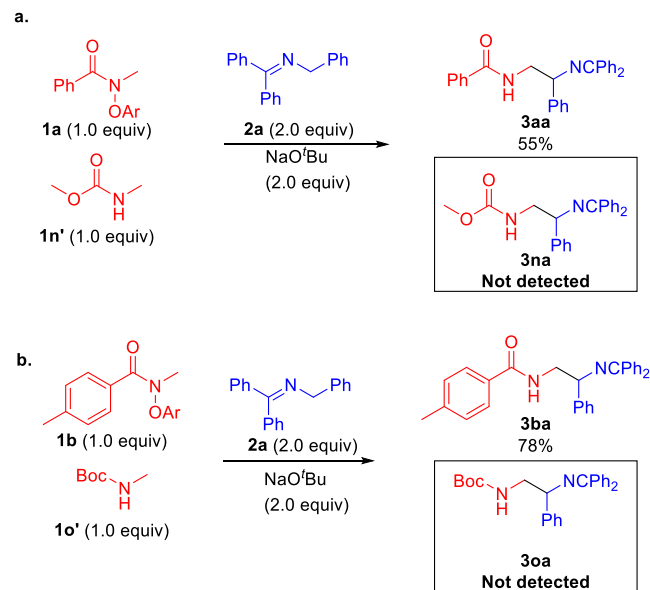
Additional experiments were performed to probe the formation of the proposed amidyl radical. The cyclopropyl substituted amide **1q** was prepared as a radical clock (Scheme 7, see SI for details). The reaction of the cyclopropane radical clock **1q** (2.0 mmol) with imine **2a** under the standard conditions furnished the ring-opened product **3qa** in 67% yield. A possible mechanism is illustrated in Scheme 7. It should be noted that the timing of the double bond migration is unclear. These results suggest that the

coupling reaction proceeds through an *N*-centered radical intermediate.



Scheme 7. Reaction of radical clock **1q**.

It is known that α -amino C–H bonds are relatively weak and provide stabilized radicals after HAT. We were concerned that if a reactive radical were generated under our reaction conditions, it would have a natural tendency to chemoselectively abstract the C–H positioned alpha to the amino group, giving a net-1,2-HAT. With this in mind, we next set out to determine if the net-1,2-HAT reaction was an intra- or intermolecular process by performing cross-over experiments. Thus, treatment of a 1.0 : 1.0 mixture of *N*-phenoxyamide **1a** with *N*-methyl carbonate **1n'** in the presence of ketimine **2a** and NaO^tBu resulted in the formation of the coupled product **3aa** (55% yield) without the formation of the cross-over product **3na** (Scheme 8a). Likewise, use of the Boc protected *N*-methyl amine with ketimine **1b** and base provided **3ba** (78% yield) without the formation of detectable **3oa** (Scheme 8b). We note that both **3na** and **3oa** were formed in the net-1,2-HAT in Table 3. The experiments in Scheme 8 support the notion that the formation of the α -amino radical is an intramolecular process.



Scheme 8. Cross-over experiments.

To understand the unexpected favorability of an apparent 1,2-HAT, the mechanism was probed using density functional theory (DFT) [UM06/6-311+G(d,p)-CPCM(DMSO)//UB3LYP/6-31G(d),⁵⁸⁻⁶⁴ see SI for full computational details]. First, we explored the generation of the azaallyl anion (Figure 1), which occurs via deprotonation of **2a** (**2a-TS-7**, 13.8 kcal/mol) to give **7** which is uphill in energy by 4.9 kcal/mol consistent with the pK_a values for ^tBuOH and azaallyl **2a**. Azaallyl anion **7** then undergoes SET to **1a** to form azaallyl radical **8**, *N*-centered radical **9a**, and phenoxide (downhill in energy by 20.0 kcal/mol), as proposed previously.^{52, 65, 66}

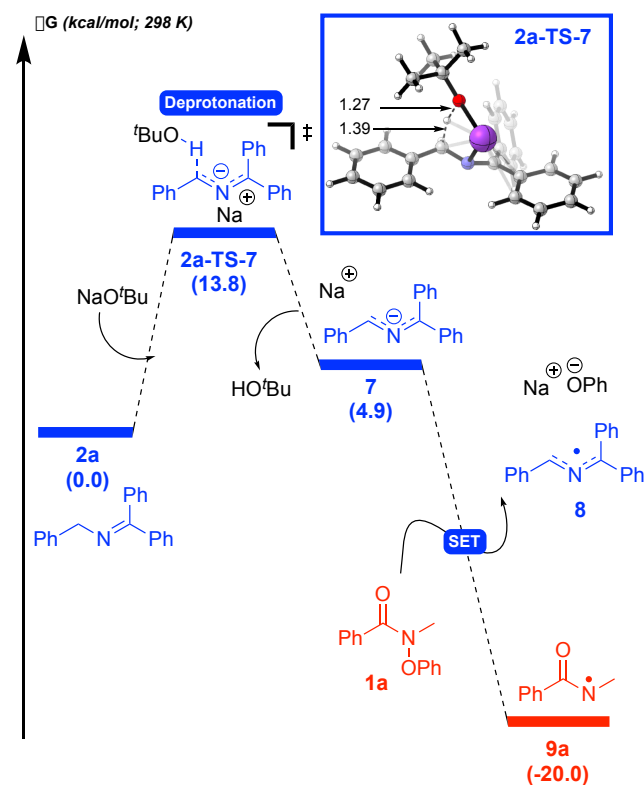


Figure 1. Generation of azaallyl radical **8** via deprotonation of **2a** followed by SET to **1a**. Free energies were computed using UM06/6-311+G(d,p)-CPCM(DMSO)//UB3LYP/6-31G(d). See Figure S7 for energetics with UM06-2X/6-311+G(d,p)-CPCM(DMSO)//UB3LYP/6-31G(d).

Next, we explored the formation of the amidyl radical **11a** from *N*-centered radical **9a** (Figure 2). DMSO with very low water content in this reaction under the standard conditions caused a more modest decrease in the reaction yield from 71% to 46% compared to other reports¹⁶⁻¹⁸ (see Table S9 in the SI). Several pathways were thus explored (for the higher energy pathways considered, including 1,2-HAT assisted by water, see Figure S8 in the SI). For clarity, only the lowest energy pathway and direct 1,2-HAT are shown. As a lower energy pathway involving a discrete water molecule in the proton transfer could not

be located, we hypothesize that water aids this process via a more complex hydrogen bonding network.

As expected, the direct 1,2-HAT of **9a** via 3-centered transition state **9a-TS-11a** has a large barrier of 34.2 kcal/mol. Consequently, we explored the formation of amidyl radical **11a** by an indirect, base-assisted-1,2-HAT. In this process, NaO^tBu first abstracts the C–H proton α to the *N*-centered radical via **9a-TS-10a** (barrier of 2.1 kcal/mol) to form radical anion **10a** (see Figure S9 in SI for deprotonation with NaOH⁺). Notably, the α -C–H's to the *N*-centered radical in **9a** are more acidic than those on a neutral amide. Formation of radical anion **10a** is *exergonic* by 38.6 kcal/mol, in contrast to the analogous

deprotonation of *N*-methylbenzamide to benzamidomethanide which is endergonic (see Figure S10 in the SI). Resonance structures of **10a** are consistent with 1,2-radical shift (1,2-RS).⁶⁷ We expect that this pathway to form radical anion **10a** can be exploited in future reaction design to achieve new modes of reactivity of amidyl radicals compared to documented HAT reactivity of these reactive species (see Figure S11 for structural details on **10a**). The α -amino *C*-centered radical **11a** then forms by reprotonation of the nitrogen atom via **10a-TS-11a** (barrier of 14.3 kcal/mol). Finally, 2-azaallyl radical **8** and the α -amidyl *C*-centered radical **11a** undergo intermolecular radical coupling (barrier of 0.5 kcal/mol) to generate product **3aa**. Thus, the overall mechanism corresponds to that shown in Scheme 9.

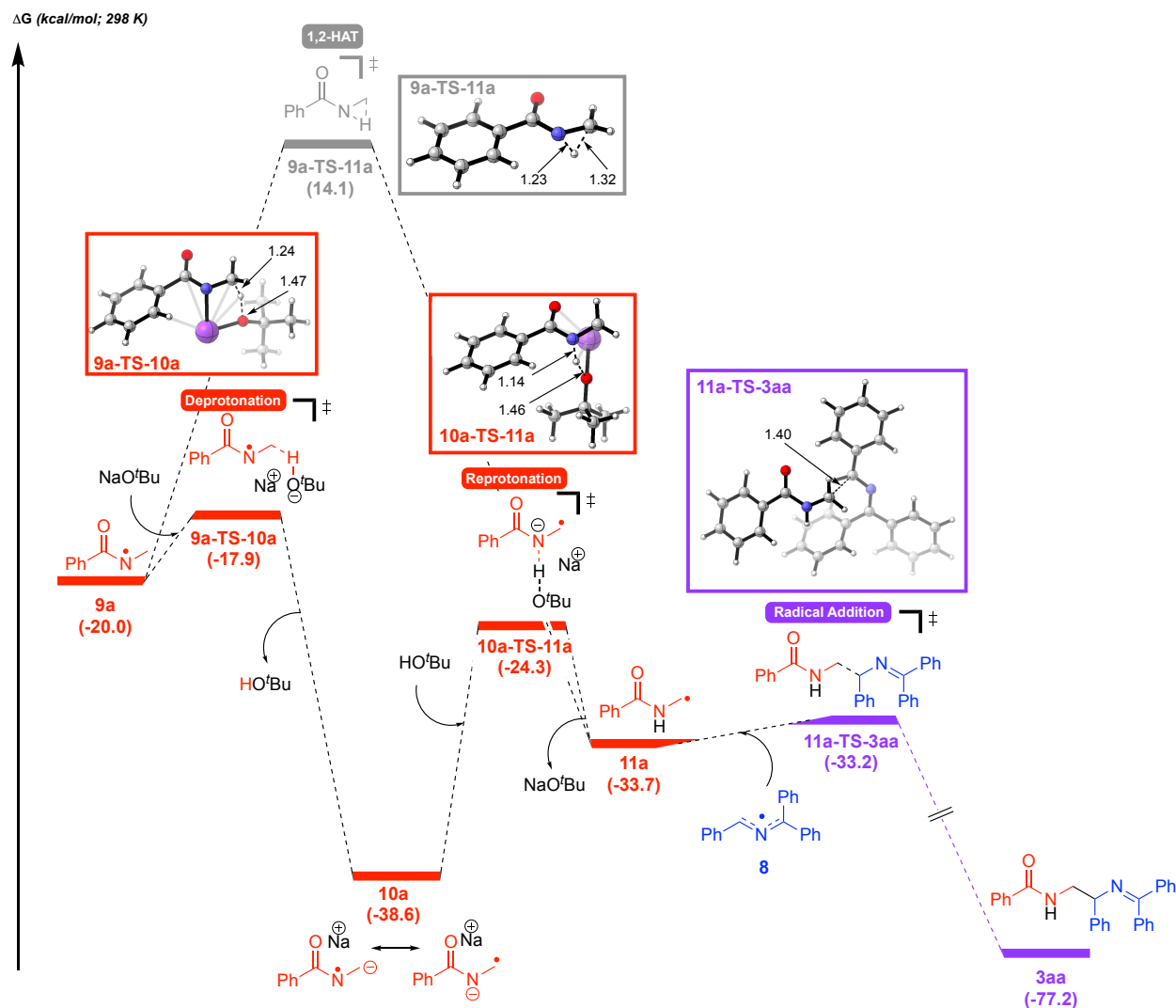
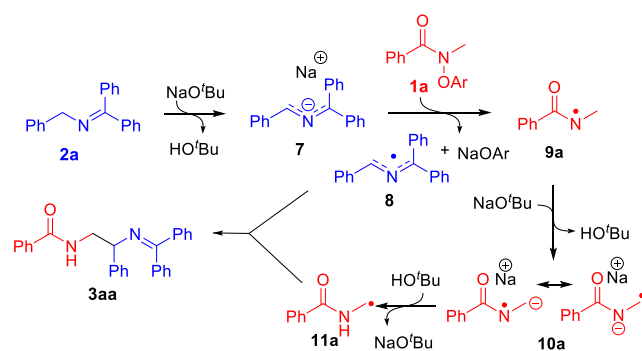


Figure 2. Generation of radical-radical coupling product **3aa** via base-assisted, stepwise 1,2-HAT of **9a**. Free energies were computed using UM06/6-311+G(d,p)-CPCM(DMSO)//UB3LYP/6-31G(d). See Figure S12 for energetics with UM06-2X/6-311+G(d,p)-CPCM(DMSO)//UB3LYP/6-31G(d).

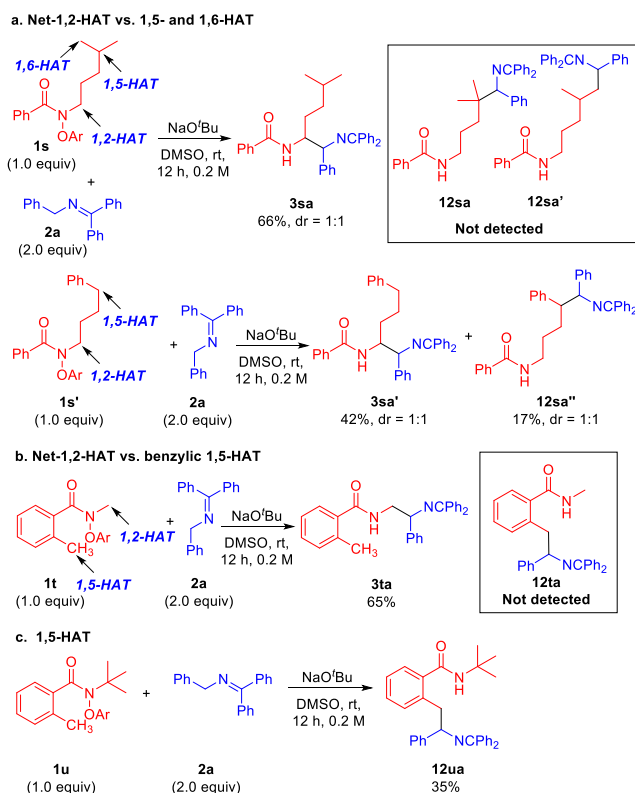


Scheme 9. Deprotonation/protonation mechanism to net 1,2-HAT.

Considering the overwhelming prevalence of intramolecular 1,5-HAT of nitrogen-centered amidyl radicals (N^\bullet),¹³ we were curious to explore the selectivity between 1,2-HAT and 1,5- or 1,6-HAT with the amidyl radical generated under our reaction conditions. As shown in Scheme 10a, treatment of the substituted amide **1s**, which can undergo either net-1,2-, 1,5- or 1,6-HAT processes, with **2a** under basic conditions following the standard procedure provided the net-1,2-HAT product **3sa** in 66% yield. Notably, no 1,5- or 1,6-HAT coupling product **12sa** or **12sa'** was detected. Next, a substrate with a weaker benzylic C–H bond positioned to facilitate 1,5-HAT was examined. Thus, the phenylbutyl substituted amide **1s'** was prepared and employed Scheme 10a. When subjected to the standard conditions **1s'** gave the net-1,2-HAT product **3sa'** in 42% yield and the 1,5-product **12sa''** was obtained in 17% yield.

We wondered if the 1,5-HAT could be favored by employing a substrate with a weaker benzylic C–H bond positioned four atoms away from the site of the amidyl radical. Thus, substrate **1t** was prepared and subjected to the standard reaction conditions with ketimine **2a**. Here again, the 1,2-HAT product **3ta** was obtained (65% yield) and no 1,5-HAT product was found (Scheme 10b).

Finally, we opted to generate an amidyl radical under our conditions that did not have a 1,2-HAT pathway available, leaving only the 1,5-HAT rearrangement as viable. Thus, the *N*-*t*-Bu *N*-phenoxyamide was prepared and subjected to the coupling conditions with ketimine **2a**. In the event, the 1,5-HAT product was obtained in 35% yield (unoptimized). The selectivity experiments in Scheme 10c suggest that net-1,2-HAT takes place with excellent chemoselectivity, which is quite surprising given the overwhelming preference for 1,5-HAT in other systems.^{47, 68–70}



Scheme 10. Overview of mechanistic probes. **a.** 1,2-HAT vs. 1,5-HAT. **b.** 1,2-HAT against benzylic 1,5-HAT. **c.** 1,5-HAT.

The above selectivity for net 1,2-HAT vs the typically more favorable 1,5-HAT or 1,6-HAT is consistent with the computed mechanism in Figure 2. Formation of the *N*-centered radical **9s** occurs with a similar profile to that of **9a** in Figure 1 (see Figure S13 in SI). A comparison of the barriers from the *N*-centered radical **9s** for the direct 1,2-, 1,5-, and 1,6-HAT as well as indirect, base-assisted net-1,2-HAT is particularly instructive (Figure 3, see Figure S14 for the profile for **1s'**). Both 1,2-HAT and 1,6-HAT are prohibitively high in energy, with barriers of 28.9 kcal/mol and 51.8 kcal/mol respectively. As expected, 1,5-HAT has a low barrier of 4.8 kcal/mol. However, intermediate **9s** undergoes an even lower energy deprotonation of the C–H proton to the nitrogen (barrier of 1.5 kcal/mol) to form radical anion **10s**, downhill in energy by 43.6 kcal/mol. Sodium *tert*-butoxide then transfers a proton to the nitrogen atom of **10s** via **10s-TS-11s** (barrier of 17.2 kcal/mol) to generate α -amino radical **11s**. α -Amino radical **11s** undergoes radical-radical coupling with 2-azaallyl radical **8** to form the coupling product **3sa**.

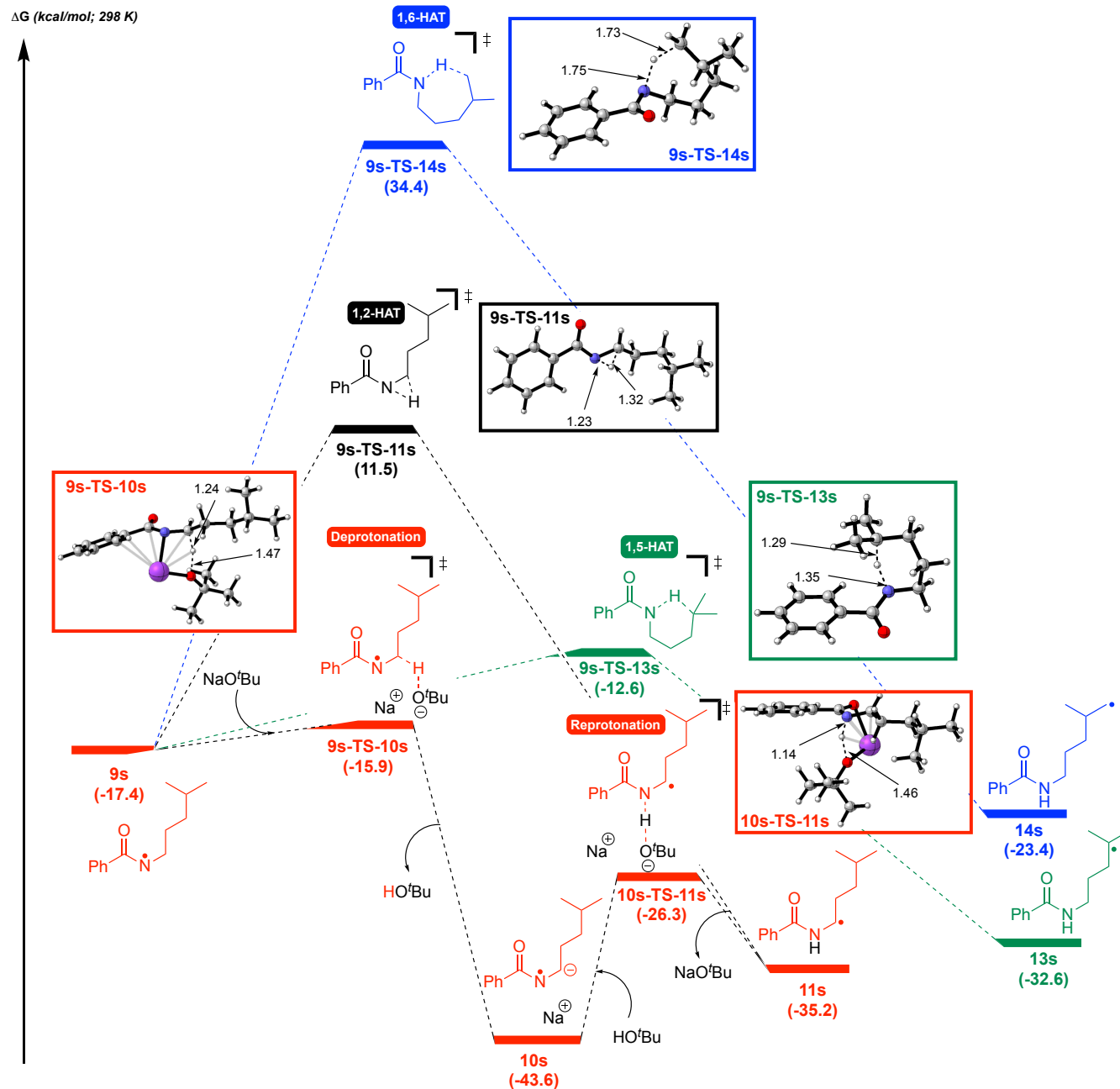


Figure 3. Generation of amidyl radical **11s** via indirect, base-assisted 1,2-HAT of **9s**. Direct 1,2-, 1,5-, and 1,6-HAT processes are also shown. Free energies were computed using UM06/6-311+G(d,p)-CPCM(DMSO)//UB3LYP/6-31G(d). See Figure S15 for energetics with UM06-2X/6-311+G(d,p)-CPCM(DMSO)//UB3LYP/6-31G(d).

Finally, we note some comparisons between the apparent 1,2-HAT described herein and the chemistry of amine radical cations. It is known that single electron oxidation of tertiary amines generates radical cations,⁷¹⁻⁷⁵ which have been exploited in photoredox catalysis.^{76,77} In these *N*-centered radicals, the C–H bonds attached to the *N*-centered radical are dramatically weakened, with estimated bond strengths of 42 kcal/mol.⁷⁸ The weak C–H's can then be deprotonated inducing a 1,2-radical shift. In the amidyl radical, a related increase in acidity of the α -C–H's is proposed. However, this type of reactivity has not, to our knowledge, been documented in amidyl radicals,

where 1,5-HAT and intramolecular HAT reactions dominate.

3. CONCLUSION AND OUTLOOK

In summary, we have developed the first synthetically useful amidyl radicals that undergo a net-1,2-HAT to generate α -amino-carbon-centered radicals. This carbon centered radical undergoes $C(sp^3)$ - $C(sp^3)$ intermolecular radical-radical coupling with 2-azaallyls radicals to generate 1,2-diamine derivatives. Unlike past advances in intramo-

lecular HAT rearrangement processes, this system exhibits excellent chemoselectivity favoring a rare net-1,2-HAT of nitrogen-centered radicals with very high chemoselectivity. A telescoped gram-scale synthesis and product hydrolysis illustrate the potential synthetic utility of this transformation.

Mechanistic, EPR experiments and DFT calculations demonstrate an intramolecular radical net-1,2-HAT pathway. It is noteworthy that this reaction proceeds efficiently at room temperature by combining ketimines, *N*-phenoxy amides and base to generate diamine derivatives, which are of value in synthetic chemistry and the pharmaceutical industry. Furthermore, this chemistry does not employ transition-metal catalysts, photocatalysts, or organometallic reagents, which increases its attractiveness for applications in the pharmaceutical industry. We are currently investigating net-1,2-HAT processes with amidyl radicals in other applications.

ASSOCIATED CONTENT

Supporting Information

The Supporting Information is available free of charge at <https://pubs.acs.org/doi/10.1021/jacs.3c0xxxx>.

Experimental procedures, characterization data for all compounds, mechanistic experiments, computational details, and copies of NMR spectra (PDF) .
Structure file (XYZ).

Accession Codes

CCDC 2173282 contains the supplementary crystallographic data for this paper. These data can be obtained free of charge via www.ccdc.cam.ac.uk/data_request/cif, or by emailing data_request@ccdc.cam.ac.uk, or by contacting The Cambridge Crystallographic Data Centre, 12 Union Road, Cambridge CB2 1EZ, U.K.; fax: +44 1223 336033.

AUTHOR INFORMATION

Corresponding Authors

Hongbin Zhang – Key Laboratory of Medicinal Chemistry for Natural Resource, Ministry of Education; Yunnan Provincial Center for Research & Development of Natural Products; School of Pharmacy, Yunnan University, Kunming, 650500, P. R. China; orcid.org/0000-0002-2516-2634; Email: zhanghb@ynu.edu.cn

Marisa C. Kozlowski – Roy and Diana Vagelos Laboratories, Penn/Merck Laboratory for High-Throughput Experimentation, Department of Chemistry, University of Pennsylvania, 231 South 34th Street, Philadelphia, Pennsylvania, 19104, United States; orcid.org/0000-0002-4225-7125; Email: marisa@sas.upenn.edu

Patrick J. Walsh – Roy and Diana Vagelos Laboratories, Penn/Merck Laboratory for High-Throughput

Experimentation, Department of Chemistry, University of Pennsylvania, 231 South 34th Street, Philadelphia, Pennsylvania, 19104, United States; orcid.org/0000-0001-8392-4150; Email: pwalsh@sas.upenn.edu

Xiaodong Yang – Key Laboratory of Medicinal Chemistry for Natural Resource, Ministry of Education; Yunnan Provincial Center for Research & Development of Natural Products; School of Pharmacy, Yunnan University, Kunming, 650500, P. R. China; orcid.org/0000-0002-8466-5418; Email: xdyang@ynu.edu.cn

Authors

Yonggang Jiang – Key Laboratory of Medicinal Chemistry for Natural Resource, Ministry of Education; Yunnan Provincial Center for Research & Development of Natural Products; School of Pharmacy, Yunnan University, Kunming, 650500, P. R. China

Dongxiang Liu – Key Laboratory of Medicinal Chemistry for Natural Resource, Ministry of Education; Yunnan Provincial Center for Research & Development of Natural Products; School of Pharmacy, Yunnan University, Kunming, 650500, P. R. China

Madeline E. Rotella – Roy and Diana Vagelos Laboratories, Penn/Merck Laboratory for High-Throughput Experimentation, Department of Chemistry, University of Pennsylvania, 231 South 34th Street, Philadelphia, Pennsylvania, 19104, United States; orcid.org/0000-0002-7973-2452

Guogang Deng – Key Laboratory of Medicinal Chemistry for Natural Resource, Ministry of Education; Yunnan Provincial Center for Research & Development of Natural Products; School of Pharmacy, Yunnan University, Kunming, 650500, P. R. China

Zhengfen Liu – Key Laboratory of Medicinal Chemistry for Natural Resource, Ministry of Education; Yunnan Provincial Center for Research & Development of Natural Products; School of Pharmacy, Yunnan University, Kunming, 650500, P. R. China

Wen Chen – Key Laboratory of Medicinal Chemistry for Natural Resource, Ministry of Education; Yunnan Provincial Center for Research & Development of Natural Products; School of Pharmacy, Yunnan University, Kunming, 650500, P. R. China

Notes

The authors declare no competing financial interest.

ACKNOWLEDGMENTS

This work was supported by grants from the National Key R&D Program of China (2019YFE0109200), NSFC (21662043), NSF of Yunnan (202207AA110007, 202207AB110002), Ling-Jun Scholars Yunnan Province (202005AB160003), Program for Xingdian Talents (Yun-Ling Scholars) and IRTSTYN. P. J. W. thanks the

US National Science Foundation (CHE-2154593) for financial support. M.C.K. thanks the NIH (R35 GM131902) for financial support and XSEDE (TG-CHE120052) for computational support. We thank Prof. Chengfeng Xia for the help with EPR equipments.

REFERENCES

- White, M. C., Adding Aliphatic C–H Bond Oxidations to Synthesis. *Science* **2012**, 335 (6070), 807–809.
- He, J.; Wasa, M.; Chan, K. S. L.; Shao, Q.; Yu, J. Q., Palladium-Catalyzed Transformations of Alkyl C–H Bonds. *Chem. Rev.* **2017**, 117 (13), 8754–8786.
- Huang, Z.; Lim, H. N.; Mo, F.; Young, M. C.; Dong, G., Transition metal-catalyzed ketone-directed or mediated C–H functionalization. *Chem. Soc. Rev.* **2015**, 44 (21), 7764–7786.
- Newhouse, T.; Baran, P. S., If C–H bonds could talk: selective C–H bond oxidation. *Angew. Chem. Int. Ed.* **2011**, 50 (15), 3362–3374.
- Yamaguchi, J.; Yamaguchi, A. D.; Itami, K., Funktionalisierung von C–H-Bindungen: neue Synthesemethoden für Naturstoffe und Pharmazeutika. *Angew. Chem.* **2012**, 124 (36), 9092–9142.
- Yamaguchi, J.; Yamaguchi, A. D.; Itami, K., C–H bond functionalization: emerging synthetic tools for natural products and pharmaceuticals. *Angew. Chem. Int. Ed.* **2012**, 51 (36), 8960–9009.
- Becker, P.; Duhamel, T.; Stein, C. J.; Reiher, M.; Muñoz, K., Kooperative Licht-aktivierte Iod- und Photoredox-Katalyse zur Aminierung von C_{sp}³-H-Bindungen. *Angew. Chem.* **2017**, 129 (27), 8117–8121.
- Capaldo, L.; Ravelli, D.; Fagnoni, M., Direct Photocatalyzed Hydrogen Atom Transfer (HAT) for Aliphatic C–H Bonds Elaboration. *Chem. Rev.* **2022**, 122 (2), 1875–1924.
- Chen, M. S.; White, M. C., Combined Effects on Selectivity in Fe-Catalyzed Methylene Oxidation. *Science* **2010**, 327, 566–571.
- Jeffrey, J. L.; Terrett, J. A.; MacMillan, D. W. C., O–H hydrogen bonding promotes H-atom transfer from α C–H bonds for C-alkylation of alcohols. *Science* **2015**, 349 (6255), 1532–1536.
- Liu, W.; Huang, X.; Cheng, M.-J.; Nielsen, R. J.; Goddard, W. A.; Groves, J. T., Oxidative Aliphatic C–H Fluorination with Fluoride Ion Catalyzed by a Manganese Porphyrin. *Science* **2012**, 337, 1322–1325.
- Becker, P.; Duhamel, T.; Stein, C. J.; Reiher, M.; Muniz, K., Cooperative Light-Activated Iodine and Photoredox Catalysis for the Amination of C_{sp}³-H Bonds. *Angew. Chem. Int. Ed.* **2017**, 56 (27), 8004–8008.
- Guo, W.; Wang, Q.; Zhu, J., Visible light photoredox-catalysed remote C–H functionalisation enabled by 1,5-hydrogen atom transfer (1,5-HAT). *Chem. Soc. Rev.* **2021**, 50 (13), 7359–7377.
- Kärkäs, M. D., Photochemical Generation of Nitrogen-Centered Amidyl, Hydrazonyl, and Imidyl Radicals: Methodology Developments and Catalytic Applications. *ACS. Catal.* **2017**, 7 (8), 4999–5022.
- Nechab, M.; Mondal, S.; Bertrand, M. P., 1,*n*-Hydrogen-atom transfer (HAT) reactions in which *n* \neq 5: an updated inventory. *Chem. Eur. J.* **2014**, 20 (49), 16034–16059.
- Che, C.; Qian, Z.; Wu, M.; Zhao, Y.; Zhu, G., Intermolecular Oxidative Radical Addition to Aromatic Aldehydes: Direct Access to 1,4- and 1,5-Diketones via Silver-Catalyzed Ring-Opening Acylation of Cyclopropanols and Cyclobutanols. *J. Org. Chem.* **2018**, 83 (10), 5665–5673.
- Zhang, J.; Liu, D.; Liu, S.; Ge, Y.; Lan, Y.; Chen, Y., Visible-Light-Induced Alkoxy Radicals Enable α -C(sp³)-H Bond Allylation. *iScience* **2020**, 23 (1), 100755.
- Zhong, L. J.; Wang, H. Y.; Ouyang, X. H.; Li, J. H.; An, D. L., Benzylic C–H heteroarylation of *N*-(benzyloxy)phthalimides with cyanopyridines enabled by photoredox 1,2-hydrogen atom transfer. *Chem. Commun.* **2020**, 56 (61), 8671–8674.
- Che, C.; Huang, Q.; Zheng, H.; Zhu, G., Copper-catalyzed cascade annulation of unsaturated α -bromocarbonyls with enynals: a facile access to ketones from aldehydes. *Chem. Sci.* **2016**, 7 (7), 4134–4139.
- Chen, Y.; Liu, D.; Zhang, J., Investigations on the 1,2-Hydrogen Atom Transfer Reactivity of Alkoxy Radicals under Visible-Light-Induced Reaction Conditions. *Synlett* **2021**, 32, 356–361.
- Schoneich, C., Radical rearrangement and transfer reactions in proteins. *Essays Biochem.* **2020**, 64 (1), 87–96.
- Hawkins, C. L.; Davies, M. J., Reaction of HOCl with amino acids and peptides: EPR evidence for rapid rearrangement and fragmentation reactions of nitrogen-centred radicals. *J. Chem. Soc., Perkin Trans. 2*, **1998**, 1937–1946.
- Rees, M. D.; Hawkins, C. L.; Davies, M. J., Hypochlorite-Mediated Fragmentation of Hyaluronan, Chondroitin Sulfates, and Related *N*-Acetyl Glycosamines: Evidence for Chloramide Intermediates, Free Radical Transfer Reactions, and Site-Specific Fragmentation. *J. Am. Chem. Soc.* **2003**, 125 (45), 13719–13733.
- Rees, M. D.; Davies, M. J., Heparan Sulfate Degradation via Reductive Homolysis of Its *N*-Chloro Derivatives. *J. Am. Chem. Soc.* **2006**, 128 (9), 3085–3097.
- Bamatraf, M. M. M.; O'Neill, P.; Rao, B. S. M., OH Radical-Induced Charge Migration in Oligodeoxynucleotides. *J. Phys. Chem. B* **2000**, 104 (3), 636–642.
- Pattison, D. I.; Davies, M. J.; Asmus, K.-D., Absolute rate constants for the formation of nitrogen-centred radicals from chloramines/amides and their reactions with antioxidants. *J. Chem. Soc., Perkin Trans. 2*, **2002**, 1461–1467.
- Bonifac'ic, M.; Armstrong, D. A.; Carmichael, I.; Asmus, K.-D., β -Fragmentation and Other Reactions Involving Aminyl Radicals from Amino Acids. *J. Phys. Chem. B* **2000**, 104 (3), 643–649.
- Moran, D.; Jacob, R.; Wood, G. P. F.; Coote, M. L.; Davies, M. J.; O'Hair, R. A. J.; Easton, C. J.; Radom, L., Rearrangements in Model Peptide-Type Radicals via Intramolecular Hydrogen-Atom Transfer. *Helv. Chim. Acta* **2006**, 89, 2254–2272.
- Barham, J. P.; Coulthard, G.; Emery, K. J.; Doni, E.; Cumine, F.; Nocera, G.; John, M. P.; Berlouis, L. E.; McGuire, T.; Tuttle, T.; Murphy, J. A., KOTBu: A Privileged Reagent for Electron Transfer Reactions? *J. Am. Chem. Soc.* **2016**, 138 (23), 7402–7410.

30. Barham, J. P.; Dalton, S. E.; Allison, M.; Nocera, G.; Young, A.; John, M. P.; McGuire, T.; Campos, S.; Tuttle, T.; Murphy, J. A., Dual Roles for Potassium Hydride in Haloarene Reduction: CS_2Ar and Single Electron Transfer Reduction via Organic Electron Donors Formed in Benzene. *J. Am. Chem. Soc.* **2018**, *140* (36), 11510–11518.
31. Murphy, J. A., Discovery and development of organic super-electron-donors. *J. Org. Chem.* **2014**, *79* (9), 3731–3746.
32. Li, M.; Berritt, S.; Matuszewski, L.; Deng, G.; Pascual-Escudero, A.; Panetti, G. B.; Poznik, M.; Yang, X.; Chruma, J. J.; Walsh, P. J., Transition-Metal-Free Radical $\text{C}(\text{sp}^3)\text{-C}(\text{sp}^2)$ and $\text{C}(\text{sp}^3)\text{-C}(\text{sp}^3)$ Coupling Enabled by 2-Azaallyls as Super-Electron-Donors and Coupling-Partners. *J. Am. Chem. Soc.* **2017**, *139* (45), 16327–16333.
33. Li, M.; Gutierrez, O.; Berritt, S.; Pascual-Escudero, A.; Yesilcimen, A.; Yang, X.; Adrio, J.; Huang, G.; Nakamaru-Ogiso, E.; Kozlowski, M. C.; Walsh, P. J., Transition-metal-free chemo- and regioselective vinylation of azaallyls. *Nat. Chem.* **2017**, *9* (10), 997–1004.
34. Zhang, L.; Liu, Z.; Tian, X.; Zi, Y.; Duan, S.; Fang, Y.; Chen, W.; Jing, H.; Yang, L.; Yang, X., Transition-Metal-Free $\text{C}(\text{sp}^3)\text{-H}$ Coupling of Cycloalkanes Enabled by Single-Electron Transfer and Hydrogen Atom Transfer. *Org. Lett.* **2021**, *23* (5), 1714–1719.
35. Liu, Z.; Li, M.; Deng, G.; Wei, W.; Feng, P.; Zi, Q.; Li, T.; Zhang, H.; Yang, X.; Walsh, P. J., Transition-metal-free $\text{C}(\text{sp}^3)\text{-H/C}(\text{sp}^3)\text{-H}$ dehydrogenative coupling of saturated heterocycles with *N*-benzyl imines. *Chem. Sci.* **2020**, *11* (29), 7619–7625.
36. Lei, Y.; Yang, J.; Qi, R.; Wang, S.; Wang, R.; Xu, Z., Arylation of benzyl amines with aromatic nitriles. *Chem. Commun.* **2018**, *54* (84), 11881–11884.
37. Tang, S.; Zhang, X.; Sun, J.; Niu, D.; Chruma, J. J., 2-Azaallyl Anions, 2-Azaallyl Cations, 2-Azaallyl Radicals, and Azomethine Ylides. *Chem. Rev.* **2018**, *118* (20), 10393–10457.
38. Wang, Q.; Poznik, M.; Li, M.; Walsh, P. J.; Chruma, J. J., 2-Azaallyl Anions as Light-Tunable Super-Electron-Donors: Coupling with Aryl Fluorides, Chlorides, and Bromides. *Adv. Synth. Catal.* **2018**, *360* (15), 2854–2868.
39. Deng, G.; Duan, S.; Wang, J.; Chen, Z.; Liu, T.; Chen, W.; Zhang, H.; Yang, X.; Walsh, P. J., Transition-metal-free allylation of 2-azaallyls with allyl ethers through polar and radical mechanisms. *Nat. Commun.* **2021**, *12*, 3860.
40. Deng, G.; Li, M.; Yu, K.; Liu, C.; Liu, Z.; Duan, S.; Chen, W.; Yang, X.; Zhang, H.; Walsh, P. J., Synthesis of Benzofuran Derivatives through Cascade Radical Cyclization/Intermolecular Coupling of 2-Azaallyls. *Angew. Chem. Int. Ed.* **2019**, *58* (9), 2826–2830.
41. Yu, K.; Li, M.; Deng, G.; Liu, C.; Wang, J.; Liu, Z.; Zhang, H.; Yang, X.; Walsh, P. J., An Efficient Route to Isochromene Derivatives via Cascade Radical Cyclization and Radical-Radical Coupling. *Adv. Synth. Catal.* **2019**, *361* (18), 4354–4359.
42. Zi, Q.; Li, M.; Cong, J.; Deng, G.; Duan, S.; Yin, M.; Chen, W.; Jing, H.; Yang, X.; Walsh, P. J., Super-Electron-Donor 2-Azaallyl Anions Enable Construction of Isoquinolines. *Org. Lett.* **2022**, *24* (9), 1786–1790.
43. Czaplyski, W. L.; Na, C. G.; Alexanian, E. J., C-H Xanthylation: A Synthetic Platform for Alkane Functionalization. *J. Am. Chem. Soc.* **2016**, *138* (42), 13854–13857.
44. Quinn, R. K.; Konst, Z. A.; Michalak, S. E.; Schmidt, Y.; Szklarski, A. R.; Flores, A. R.; Nam, S.; Horne, D. A.; Vanderwal, C. D.; Alexanian, E. J., Site-Selective Aliphatic C-H Chlorination Using *N*-Chloroamides Enables a Synthesis of Chlorolissoclimide. *J. Am. Chem. Soc.* **2016**, *138* (2), 696–702.
45. Choi, G. J.; Zhu, Q.; Miller, D. C.; Gu, C. J.; Knowles, R. R., Catalytic alkylation of remote C-H bonds enabled by proton-coupled electron transfer. *Nature* **2016**, *539* (7628), 268–271.
46. Schmidt, V. A.; Quinn, R. K.; Brusoe, A. T.; Alexanian, E. J., Site-selective aliphatic C-H bromination using *N*-bromoamides and visible light. *J. Am. Chem. Soc.* **2014**, *136* (41), 14389–14392.
47. Wu, K.; Wang, L.; Colon-Rodriguez, S.; Flechsig, G. U.; Wang, T., Amidyl Radical Directed Remote Allylation of Unactivated sp^3 C-H Bonds by Organic Photoredox Catalysis. *Angew. Chem. Int. Ed.* **2019**, *58* (6), 1774–1778.
48. Cardona, F.; Goti, A., Metal-catalysed 1,2-diamination reactions. *Nat. Chem.* **2009**, *1* (4), 269–275.
49. Kano, T.; Sakamoto, R.; Akakura, M.; Maruoka, K., Stereocontrolled synthesis of vicinal diamines by organocatalytic asymmetric Mannich reaction of *N*-protected aminoacetaldehydes: formal synthesis of (-)-agelastatin A. *J. Am. Chem. Soc.* **2012**, *134* (17), 7516–7520.
50. Yu, L.; Somfai, P., Regio- and Enantioselective Formal Hydroamination of Enamines for the Synthesis of 1,2-Diamines. *Angew. Chem. Int. Ed.* **2019**, *58* (25), 8551–8555.
51. Davies, J.; Booth, S. G.; Essafi, S.; Dryfe, R. A.; Leonori, D., Visible-Light-Mediated Generation of Nitrogen-Centered Radicals: Metal-Free Hydroamination and Iminohydroxylation Cyclization Reactions. *Angew. Chem. Int. Ed.* **2015**, *54* (47), 14017–14021.
52. Davies, J.; Svejstrup, T. D.; Fernandez Reina, D.; Sheikh, N. S.; Leonori, D., Visible-Light-Mediated Synthesis of Amidyl Radicals: Transition-Metal-Free Hydroamination and *N*-Arylation Reactions. *J. Am. Chem. Soc.* **2016**, *138* (26), 8092–8095.
53. Reina, D. F.; Dauncey, E. M.; Morcillo, S. P.; Svejstrup, T. D.; Popescu, M. V.; Douglas, J. J.; Sheikh, N. S.; Leonori, D., Visible-Light-Mediated 5-*exo-dig* Cyclizations of Amidyl Radicals. *Eur. J. Org. Chem.* **2017**, 2108–2111.
54. Svejstrup, T. D.; Ruffoni, A.; Julia, F.; Aubert, V. M.; Leonori, D., Synthesis of Arylamines via Aminium Radicals. *Angew. Chem. Int. Ed.* **2017**, *56* (47), 14948–14952.
55. Das, B. G.; Chirila, A.; Tromp, M.; Reek, J. N.; Bruin, B., Co^{III} -Carbene Radical Approach to Substituted 1*H*-Indenes. *J. Am. Chem. Soc.* **2016**, *138* (28), 8968–8975.
56. Buettner, G. R., Spin trapping: ESR parameters of spin adducts. *Free Radic. Bio. Med.* **1987**, *3*, 259–303.
57. Panetti, G. B.; Carroll, P. J.; Gau, M. R.; Manor, B. C.; Schelter, E. J.; Walsh, P. J., Synthesis of an elusive, stable 2-azaallyl radical guided by electrochemical and reactivity studies of 2-azaallyl anions. *Chem. Sci.* **2021**, *12* (12), 4405–4410.
58. Cossi, M.; Rega, N.; Scalmani, G.; Barone, V., Energies, structures, and electronic properties of molecules in solution

with the C-PCM solvation model. *J. Comput. Chem.* **2003**, *24* (6), 669–681.

59. Krishnan, R.; Binkley, J. S.; Seeger, R.; Pople, J. A., Self-consistent molecular orbital methods. XX. A basis set for correlated wave functions. *J. Chem. Phys.* **1980**, *72* (1), 650–654.

60. Lee, C.; Yang, W.; Parr, R. G., Development of the Colle-Salvetti correlation-energy formula into a functional of the electron density. *Phys. Rev. B* **1988**, *37* (2), 785–789.

61. McLean, A. D.; Chandler, G. S., Contracted Gaussian basis sets for molecular calculations. I. Second row atoms, $Z=11$ –18. *J. Chem. Phys.* **1980**, *72* (10), 5639–5648.

62. Petersson, G. A.; Al-Laham, M. A., A complete basis set model chemistry. II. Open-shell systems and the total energies of the first-row atoms. *J. Chem. Phys.* **1991**, *94* (9), 6081–6090.

63. Becke, A. D., Density-functional thermochemistry. III. The role of exact exchange. *J. Chem. Phys.* **1993**, *98* (7), 5648–5652.

64. Zhao, Y.; Truhlar, D. G., The M06 suite of density functionals for main group thermochemistry, thermochemical kinetics, noncovalent interactions, excited states, and transition elements: two new functionals and systematic testing of four M06-class functionals and 12 other functionals. *Theor. Chem. Acc.* **2008**, *120*, 215–241.

65. Jiang, H.; Studer, A., Chemistry With N-Centered Radicals Generated by Single-Electron Transfer-Oxidation Using Photoredox Catalysis. *CCS Chem.* **2019**, *1*, 38–49.

66. Pratley, C.; Fenner, S.; Murphy, J. A., Nitrogen-Centered Radicals in Functionalization of sp^2 Systems: Generation, Reactivity, and Applications in Synthesis. *Chem. Rev.* **2022**, *122* (9), 8181–8260.

67. Matsuo, B.; Granados, A.; Majhi, J.; Sharique, M.; Levitre, G.; Molander, G. A., 1,2-Radical Shifts in Photoinduced Synthetic Organic Transformations: A Guide to the Reactivity of Useful Radical Synthons. *ACS Org. Inorg. Au* **2022**, *2* (6), 435–454.

68. Chen, H.; Fan, W.; Yuan, X. A.; Yu, S., Site-selective remote $C(sp^3)$ -H heteroarylation of amides via organic photoredox catalysis. *Nat. Commun.* **2019**, *10*, 4743.

69. Kim, J. H.; Ruffoni, A.; Leonori, D., Divergent Strain-Release Amino-Functionalization of [1.1.1]Propellane with Electrophilic Nitrogen-Radicals. *Angew. Chem. Int. Ed.* **2020**, *59*, 8225–8231.

70. Morcillo, S. P.; Dauncey, E. M.; Kim, J. H.; Douglas, J. J.; Sheikh, N. S.; Leonori, D., Photoinduced Remote Functionalization of Amides and Amines Using Electrophilic Nitrogen Radicals. *Angew. Chem. Int. Ed.* **2018**, *57* (39), 12945–12949.

71. Lewis, F. D.; Ho, T.-I., Selectivity of tertiary amine oxidations. *J. Am. Chem. Soc.* **1980**, *102* (5), 1751–1752.

72. Lewis, F. D.; Ho, T.-I.; Simpson, J. T., Photochemical Addition of Tertiary Amines to Stilbene. Stereoelectronic Control of Tertiary Amine Oxidation. *J. Org. Chem.* **1981**, *46* (6), 1077–1082.

73. Anne, A.; Hapiot, P.; Moiroux, J.; Neta, P.; Savéant, J.-M., Dynamics of Proton Transfer from Cation Radicals. Kinetic and Thermodynamic Acidities of Cation Radicals of NADH Analogues. *J. Am. Chem. Soc.* **1992**, *114* (12), 4694–4701.

74. Zhang, X.; Yeh, S.-R.; Hong, S.; Freccero, M.; Albin, A.; Falvey, D. E.; Mariano, P. S., Dynamics of α -CH Deprotonation and α -Desilylation Reactions of Tertiary Amine Cation Radicals. *J. Am. Chem. Soc.* **1994**, *116* (10), 4211–4220.

75. Wang, Z. S.; Chen, Y. B.; Zhang, H. W.; Sun, Z.; Zhu, C.; Ye, L. W., Ynamide Smiles Rearrangement Triggered by Visible-Light-Mediated Regioselective Ketyl-Ynamide Coupling: Rapid Access to Functionalized Indoles and Isoquinolines. *J. Am. Chem. Soc.* **2020**, *142* (7), 3636–3644.

76. Zheng, N.; Maity, S., A Photo Touch on Amines: New Synthetic Adventures of Nitrogen Radical Cations. *Synlett* **2012**, *23* (13), 1851–1856.

77. Nakajima, K.; Miyake, Y.; Nishibayashi, Y., Synthetic Utilization of α -Aminoalkyl Radicals and Related Species in Visible Light Photoredox Catalysis. *Acc. Chem. Res.* **2016**, *49* (9), 1946–1956.

78. D.M. Wayner, D.; J. Dannenberg, J.; David Griller, Oxidation potentials of α -aminoalkyl radicals: bond dissociation energies for related radical cations. *Chem. Phys. Lett.* **1986**, *131* (3), 189–191.

Table of Contents (TOC)

