

COMMUNICATION

A Carbene-Stabilized Diphosphorus: A Triple-Bonded Diphosphorus ($P\equiv P$) and a Bis(phosphinidene) ($P-P$) Transfer Agent[†]

Received 00th January 20xx,
Accepted 00th January 20xx

Joseph S Yoon, Mehdi Abdellaoui, Milan Gembicky and Guy Bertrand*

DOI: 10.1039/x0xx00000x

The reaction of the *N,N*-diisopropyl bromoiminium salt with excess sodium phosphoethynolate (NaPCO) affords a diphospha-urea **2**. Under blue light irradiation (450 nm), carbon monoxide is liberated affording the bis(carbene) P_2 adduct **3**. Photolysis of a benzene solution of **3** at 365 nm gives rise to the carbene dimer, namely the 1,2-bis(diisopropylamino)ethylene as a *cis/trans* mixture, along with white and red phosphorus. Under the same experimental conditions, but in the presence of excess 2,3-dimethyl-1,3-butadiene, the classical double Diels-Alder adduct of the triple-bonded diphosphorus $P\equiv P$ was obtained along with the bis(phospholene) formally resulting from a double [4+1] reaction of the diene with the bis(phosphinidene) form of P_2 . A stepwise carbene-carbene exchange reaction also occurs between the monosubstituted aminocarbene of **3** and a cyclic (alkyl)(amino)carbene, possibly involving the transient formation of a diphosphorus analogue of a diazo compound.

Elemental phosphorus exists in several allotropic forms. Red, violet and black phosphorus are polymeric, whereas white phosphorus is a tetra-atomic molecule. Unlike dinitrogen, discrete diphosphorus (P_2) is unstable due to the high energy of the triple bond.¹ P_2 has been spectroscopically characterized both at high temperatures (>1100 K)² and in matrices at a few K.³ P_2 is also widely seen in the coordination sphere of transition metals.⁴ However, precursors able to generate P_2 in solution and under mild conditions are highly desirable to make this species synthetically useful. This has been achieved by Cummins *et al.*⁵ and by Wolf and Goicoechea *et al.*⁶ who were able to induce Diels-Alder reactions between transient P_2 and dienes, and by Scheer *et al.*⁷ who trapped P_2 with a molybdenum complex (Figure 1, A). A decade ago, Robinson *et al.*,⁸ as well as our group,⁹ showed that compounds **A** and **B** can be viewed as

diphosphorus stabilized by N-heterocyclic carbenes (NHCs)¹⁰ and cyclic (alkyl)(amino)carbenes (CAACs),¹¹ respectively (Fig. 1, B). Herein, we report the synthesis of a compound featuring a P_2 fragment capped by two monosubstituted aminocarbenes and show that the diphosphorus unit can be transferred, exhibiting the behaviour of both triple-bonded diphosphorus ($P\equiv P$) and bis(phosphinidene) ($P-P$) (Fig. 1, C).

Following our discovery that phosphaketenes are the direct precursor of phosphinidenes,¹² we envisaged that the reaction of NaPCO¹³ with a haloiminium salt, followed by deprotonation and loss of CO would lead to an amino phosphoalkyne ($R_2N-C\equiv P$), a class of compounds scarcely accessible by known methods.¹⁴ Instead, by reacting the *N,N*-diisopropyl bromoiminium bromide **1** with NaPCO(dioxane)_{3.5}, we observed the surprising formation of **2**, the structure of which was ascertained by a single crystal X-ray diffraction study (Figure 2). We quickly realized that a decarbonylation of **2** would lead to a P_2 fragment stabilized by two small monosubstituted aminocarbenes.

^a UCSD-CNRS Joint Research Laboratory (IRL 3555), Department of Chemistry and Biochemistry, University of California San Diego, La Jolla, CA 92093-0358 (USA).

[†]Supplementary Information available: [details of any supplementary information available should be included here]. See DOI: 10.1039/x0xx00000x

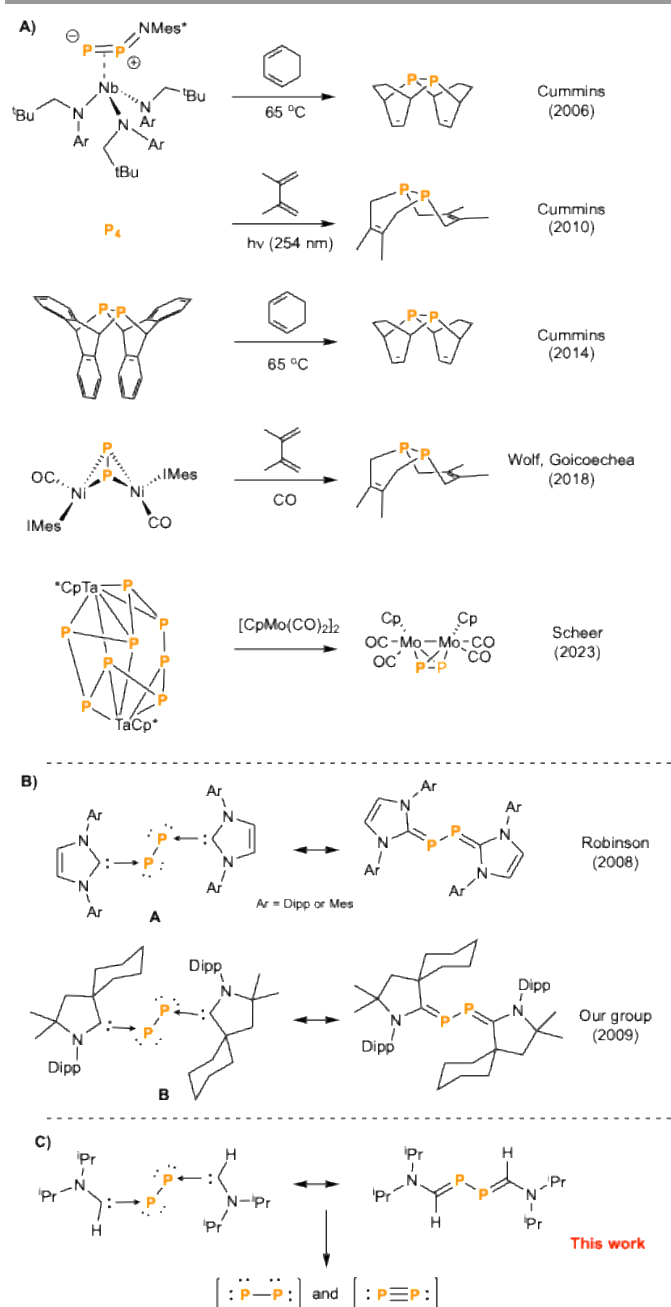


Figure 1. (A) Previously reported examples of generation and trapping of P_2 . (B) bis(NHC) and bis(CAAC) adducts of P_2 . (C) Dipphosphorus stabilized by monosubstituted aminocarbenes as triple-bonded dipphosphorus and bis(phosphinidene) transfer agent.

Photolytic decarbonylation of diphospha-ureas $[R_2P(CO)PR_2]$ has precedents,¹⁵ and gratifyingly, we found that the irradiation of a benzene solution of **2** at 450 nm (blue light) induced the elimination of CO quantitatively, affording the desired compound **3**. The X-ray crystal structure of **3** reveals that the two carbene units are coplanar, whereas for the analogous compounds **A** and **B**, the bulky carbene units are forced to adopt a twisted conformation to accommodate the steric congestion. The PP bond distance in **3** (2.18 Å) is very similar to those observed for **A** (2.19 Å) and **B** (2.18 Å), while the C-P bond lengths in **3** (1.71 Å) are comparable to that of **B** (1.72 Å) but slightly shorter than in **A** (1.75 Å). The ^{31}P NMR spectrum

of **3** showed a downfield signal at +78.0 ppm akin to that of the CAAC- P_2 adduct **B** (+59.4 ppm), whereas Robinson's NHC- P_2 adduct **A** exhibits a considerably more shielded signal at -73.6 ppm. This is due to the weaker p-accepting ability of NHCs versus CAACs and monosubstituted aminocarbenes.¹⁶ These data collectively indicate that the diphosphabutadiene¹⁷ resonance structure is significant in **3** as it is in **B**.

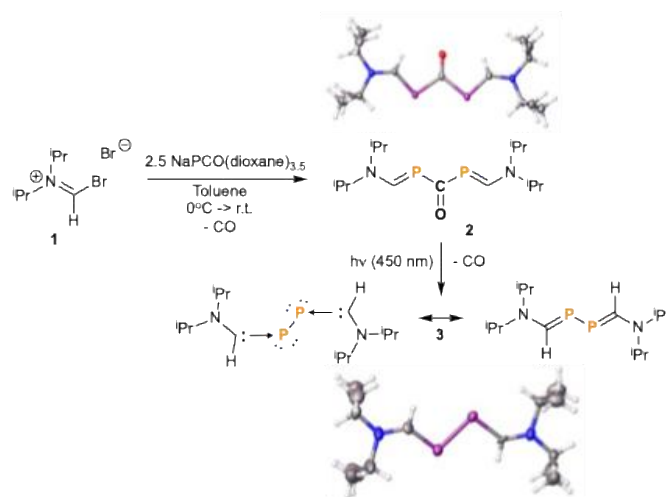
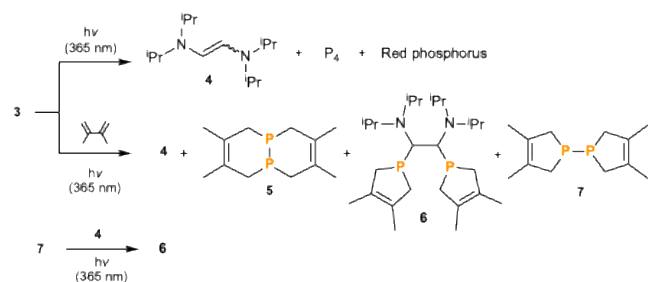


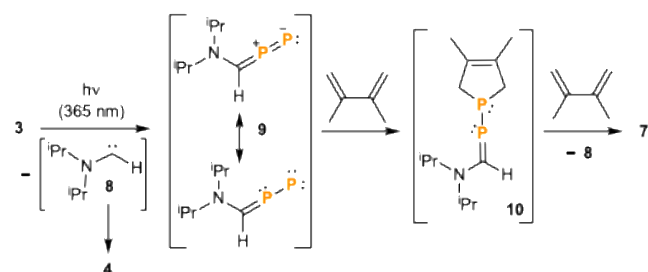
Figure 2. Synthesis of diphospha-urea **2** and subsequent photolytic decarbonylation under blue light irradiation to afford bis(carbene) P_2 adduct **3**.

Despite not having a strong bis(carbene) P_2 character, we wondered if the carbene units of **3** could be released to generate P_2 . Upon heating **3** at 80 °C for 6 hours, no reaction was observed. However, upon irradiating a C_6D_6 solution of **3** ($\lambda_{max} = 349$ nm) with 365 nm light, we observed the formation of the carbene dimer, namely the 1,2-bis(diisopropylamino)ethylene **4** as a *cis/trans* mixture, along with P_4 and a red precipitate indicative of red phosphorus (Scheme 1). This was the first evidence for the transient formation of P_2 , which is known to spontaneously dimerize and polymerize to white and red phosphorus, respectively.¹⁸ Based on this encouraging result, we investigated the possibility of intercepting P_2 using a 1,3-diene – a reaction well-established in the literature.^{5,6} Irradiation of a THF solution of **3** at 365 nm in the presence of a large excess of 2,3-dimethyl-1,3-butadiene gave rise to phosphorus containing products **5** and **6** (2/1 ratio), as well as traces of **7**, in addition to the carbene dimer **4** as a *cis/trans* mixture (Scheme 1). The major phosphorus compound **5** is the expected double [4+2] Diels-Alder adduct of the triple-bonded dipphosphorus, the product observed by Cummins *et al.*⁵ and by Wolf and Goicoechea *et al.*⁶ More surprisingly, **6** formally results from two [4+1] cycloadditions of the diene with P_2 acting as a bis(phosphinidene) ($P-P$), followed by insertion of the carbene dimer **4** into the PP bond. Note that the reaction of phosphinidenes and phosphinidene metal complexes with dienes giving the corresponding phospholenes have precedents,¹⁹ as well as the insertion of alkenes into diphosphines.²⁰ We prepared the (bis)phospholene **7** according to a literature procedure,²¹ added the alkene **4** in THF, and after photolysis at 365 nm, compound **6** was obtained.



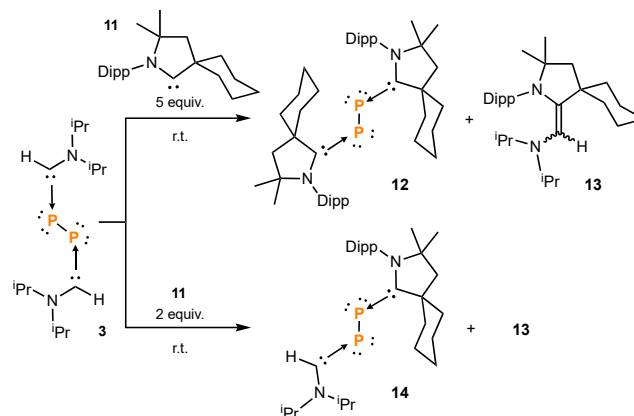
Scheme 1. Irradiative cleavage of carbene fragments from **3** and trapping of diphosphorus with 2,3-dimethylbutadiene to give double Diels-Alder products **5** and bis(phospholene)-alkene adduct **6**, with traces of **7**. Independent synthesis of **6** through photolysis of a mixture of **7** and **4**.

The formation of **6** and **7** is intriguing and suggests that the elimination of the two aminocarbenes **8** occurs stepwise. The first carbene elimination leads to the hitherto unknown diphosphorus analogue **9** of a diazo compound, which is trapped via a [4+1] cycloaddition with dimethylbutadiene giving **10**. Then a second carbene elimination gives a phosphinidene, which also reacts with the diene affording **7** (Scheme 2).



Scheme 2. Proposed intermediates in the formation of **7**, via stepwise elimination of carbene fragments from **3**.

In 2016, we reported that a stable singlet phosphinidene¹² quickly reacted with carbenes to give the corresponding adduct.²² Therefore, in an attempt to trap P_2 as a (bis)phosphinidene, we added five equivalents of cyclic (alkyl)(amino)carbene **11**,^{11a} to a THF solution of **3**. To our surprise, without any irradiation, a clean reaction occurred giving rise to the bis(CAAC) P_2 adduct **12**,⁹ along with the mixed carbene dimer **13**. Repeating the experiment, with only two equivalents of CAAC **11**, we observed the formation of **14**, along with **13**, clearly demonstrating the stepwise nature of the reaction. (Scheme 3). These carbene-carbene exchange reactions are similar to those observed with the stable phosphinidene, for which DFT calculations predicted an associative mechanism.²³ The formation of the mixed carbene dimer **13** confirms the prediction. Note that no exchange reaction occurred with imidazol-2-ylidenes.



Scheme 3. Double and mono substitution of aminocarbenes at diphosphorus with CAAC **11**, affording **12** and **14**, with concomitant formation of mixed carbene dimer **13**.

Conclusions

In summary, we disclose a new synthetic route to bis(carbene) P_2 adducts. Under irradiation at 365 nm, the bis-monosubstituted aminocarbene- P_2 adduct **3** is a generator of P_2 , under the classical triple-bonded form ($P\equiv P$), but **3** also acts as a bis(phosphinidene) ($P-P$) synthetic equivalent. These findings provide new insights into the stabilization and reactivity of diphosphorus species, offering promising avenues for future synthetic applications.

Data Availability

All experimental procedures and characterization data can be found in the ESI.

Author contributions

J.Y. performed synthetic experiments. J.Y. and M.A. carried out the UV-vis studies. M.G. performed X-ray crystallographic analyses. G.B. supervised and designed the project. The manuscript was written by J.Y., M.A., and G.B.

Conflicts of interest

There are no conflicts to declare.

Acknowledgments

This work was supported by the NSF (CHE-2246948). We would like to thank Dr. Ying Kai Loh and Dr. Rodolphe Jazzar for fruitful discussions. We also wish to thank the UCSD Molecular Mass Spectrometry and NMR facilities.

Notes and references

- (a) M. Regitz and O. J. Scherer, *Multiple Bonds and Low Coordination in Phosphorus Chemistry* (Thieme, Stuttgart,

- Germany), 1990; (b) K. B. Dillon, F. Mathey and J. F. Nixon, *Phosphorus: The Carbon Copy* (Wiley, Chichester, UK), 1998.
- 2 O. J. Scherer, *Angew. Chem. Int. Ed.*, 2000, **39**, 1029-1030.
 - 3 A. Kornath, A. Kaufmann and M. Torheyden, *J. Chem. Phys.*, 2002, **116**, 3323-3326.
 - 4 (a) O. J. Scherer, H. Sitzmann and G. Wolmershäuser, *Angew. Chem. Int. Ed.*, 1984, **23**, 968-969; (b) L. N. Grant, B. Pinter, B. C. Manor, R. Suter, H. Grützmacher and D. J. A. Mindiola, *Chem. Eur. J.*, 2017, **23**, 6272-6276; (c) S. Wang, J. D. Sear, C. E. Moore, A. L. Rheingold, M. L. Neidig and J. S. Figueroa, *Science*, 2022, **375**, 1393-1397; (d) E. Peresypkina, A. Virovets and M. Scheer, *Coord. Chem. Rev.*, 2021, **446**, 213995; (e) B. M. Cossairt, N. A. Piro and C. C. Cummins, *Chem. Rev.*, 2010, **110**, 4164-4177; (f) M. Caporali, L. Gonsalvi, A. Rossin and M. Peruzzini, *Chem. Rev.*, 2010, **110**, 4178-4235.
 - 5 (a) D. Tofan and C. C. Cummins, *Angew. Chem. Int. Ed.*, 2010, **49**, 7516-7518; (b) N. A. Piro, J. S. Figueroa, J. T. McKellar and C. C. Cummins, *Science*, 2006, **313**, 1276-1279; (c) A. Velian, M. Nava, M. Temprado, Y. Zhou, R. W. Field and C. C. Cummins, *J. Am. Chem. Soc.*, 2014, **136**, 13586-13589.
 - 6 (a) G. Hierlmeier, A. Hinz, R. Wolf and J. M. Goicoechea, *Angew. Chem. Int. Ed.*, 2018, **57**, 431-436; (b) G. Hierlmeier and R. Wolf, *Eur. J. Inorg. Chem.*, 2022, **10**, e202101057.
 - 7 C. Resinger, F. Dielmann, R. szlosek, A. V. Virovets and M. Scheer, *Angew. Chem. Int. Ed.*, 2023, **62**, e202218828.
 - 8 Y. Wang, Y. Xie, P. Wei, R. B., King, H. F., Schaefer, P. v. R. Schleyer and G. H. Robinson, *J. Am. Chem. Soc.*, 2008, **130**, 14970-14971.
 - 9 O. Back, G. Kuchenbeiser, B. Donnadieu and G. Bertrand, *Angew. Chem. Int. Ed.*, 2009, **48**, 5530-5533.
 - 10 (a) A. J. Arduengo, R. L. Harlow and M. Kline, *J. Am. Chem. Soc.*, 1991, **113**, 361-363; (b) P. Bellotti, M. Koy, M. N. Hopkinson and F. Glorius, *Nat. Rev. Chem.*, 2021, **5**, 711-725.
 - 11 (a) V. Lavallo, Y. Canac, C. Präsang, B. Donnadieu and G. Bertrand, *Angew. Chem. Int. Ed.*, 2005, **44**, 5705-5709; (b) M. Soleilhavoup and G. Bertrand, *Acc. Chem. Res.*, 2015, **48**, 256-266; (c) S. K. Kushvaha, A. Mishra, H. W. Roesky and K. C. Mondal, *Chem. Asian. J.*, 2022, **17**, e202101301.
 - 12 L. Liu, D. A. Ruiz, D. Munz and G. Bertrand, *Chem*, 2016, **1**, 147-153.
 - 13 (a) J. M. Goicoechea and H. Grützmacher, *Angew. Chem. Int. Ed.*, 2018, **57**, 16968-16994; (b) F. F. Puschmann, D. Stein, D. Heift, C. Hendriksen, Z. A. Gal, H. F. Grützmacher and H. Grützmacher, *Angew. Chem. Int. Ed.*, 2011, **50**, 8420-8423.
 - 14 (a) R. Appel and M. Poppe, *Angew. Chem. Int. Ed.*, 1989, **28**, 53-54; (b) J. Grobe, D. Le Van, B. Lüth and M. Hegemann, *Chem. Ber.*, 1990, **123**, 2317-2320; (c) J. Grobe, D. Le Van, M. Hegemann, B. Krebs and M. Läge, *Chem. Ber.*, 1992, **125**, 411-414; (d) F. E. Hahn, D. Le Van, M. C. Moyes, T. von Fehren, R. Fröhlich and E. U. Würthwein, *Angew. Chem. Int. Ed.*, 2001, **40**, 3144-3148. (e) M. Regitz, *Chem. Rev.*, 1990, **90**, 191-213.
 - 15 (a) K. M. Szkop, A. R. Jupp, H. Razumkov, M. Xu, and D. W. Stephan, *Chem. Eur. J.*, 2019, **25**, 10084-10087; (b) R. Appel and W. Paulen, *Chem. Ber.*, **1983**, 116, 109-113; (c) V. Plack, J. R. Goerlich and R. Schmutzler, *Z. Anorg. Allg. Chem.*, 1999, **625**, 919-922.
 - 16 R. Nakano, R. Jazzar and G. Bertrand, *Nat. Chem.*, 2018, **10**, 1196-1200.
 - 17 (a) E. S. Yang, D. W. N. Wilson and J. M. Goicoechea, *Angew. Chem. Int. Ed.*, 2023, **62**, e2022180; (b) V. D. Romanenko, L. S. Kachkovskaya and L. N. Markovskii, *Zh. Obshch. Khim.*, 1985, **55**, 2140-2141.
 - 18 H. W. Melville and S. C. Gray, *Trans. Faraday Soc.*, 1936, **32**, 271-285.
 - 19 (a) A. Velian and C. C. Cummins, *J. Am. Chem. Soc.*, 2012, **134**, 13978-13981; (b) A. Marinetti, F. Mathey, J. Fischer and A. Mitschler, *J. Am. Chem. Soc.*, 1982, **104**, 4484-4485.
 - 20 (a) K. Hirano and M. Miura, *Tetrahedron Lett.*, 2017, **58**, 4317-4322; (b) A. B. Burg, *J. Am. Chem. Soc.*, 1961, **83**, 2226-2231; (c) Y. Sato, S. I. Kawaguchi, A. Nomoto and Ogawa, A., *Chem. Eur. J.*, 2019, **25**, 2295-2302; (d) K. W. Morse and J. G. Morse, *J. Am. Chem. Soc.*, 1973, **95**, 8469-8470; (e) I. Hajdók, F. Lissner, M. Nieger, S. Strobel and D. Gudat, *Organometallics*, 2009, **28**, 1644-1651.
 - 21 L. D. Quin and J. Szweczyk, *Phosphorus Sulfur*, 1984, **21**, 161-170.
 - 22 M. M. Hansmann, R. Jazzar and G. Bertrand, *J. Am. Chem. Soc.*, 2016, **138**, 8356-8359.
 - 23 M. M. Hansmann and G. Bertrand, *J. Am. Chem. Soc.*, 2016, **138**, 15885-15888.