

An Incremental Algorithm for Algebraic Program Analysis

CHENYU ZHOU, University of Southern California, USA

YUZHOU FANG, University of Southern California, USA

JINGBO WANG, Purdue University, USA

CHAO WANG, University of Southern California, USA

We propose a method for conducting algebraic program analysis (APA) incrementally in response to changes of the program under analysis. APA is a program analysis paradigm that consists of two distinct steps: computing a path expression that succinctly summarizes the set of program paths of interest, and interpreting the path expression using a properly-defined semantic algebra to obtain program properties of interest. In this context, the goal of an incremental algorithm is to reduce the analysis time by leveraging the intermediate results computed before the program changes. We have made two main contributions. First, we propose a data structure for efficiently representing path expression as a tree together with a tree-based interpreting method. Second, we propose techniques for efficiently updating the program properties in response to changes of the path expression. We have implemented our method and evaluated it on thirteen Java applications from the DaCapo benchmark suite. The experimental results show that both our method for incrementally computing path expression and our method for incrementally interpreting path expression are effective in speeding up the analysis. Compared to the baseline APA and two state-of-the-art APA methods, the speedup of our method ranges from 160 \times to 4761 \times depending on the types of program analyses performed.

CCS Concepts: • **Theory of computation** → **Program analysis**; • **Software and its engineering** → **Software verification and validation**.

Additional Key Words and Phrases: Algebraic Program Analysis, Data-flow Analysis, Side-channel Analysis, Incremental Algorithm

ACM Reference Format:

Chenyu Zhou, Yuzhou Fang, Jingbo Wang, and Chao Wang. 2025. An Incremental Algorithm for Algebraic Program Analysis. *Proc. ACM Program. Lang.* 9, POPL, Article 65 (January 2025), 28 pages. <https://doi.org/10.1145/3704901>

1 Introduction

Algebraic program analysis (APA) is a general framework for analyzing the properties of a computer program at various levels of abstraction. At a high level, it can be viewed as an alternative to the classic, chaotic-iteration based program analysis. While both iterative program analysis and APA view the space of program properties (or facts) of interest as an abstract structure, i.e., a lattice or a semi-lattice, the way they compute these properties are different. Iterative program analysis follows an *interpret-and-then-compute* approach, meaning that it first interprets the semantics of a program using a properly-defined abstract domain and an abstract transformer, and then computes the properties by propagating them through the control flow graph iteratively, until a fixed point is reached. Examples include the unified data-flow analysis framework of Kildall [11] and abstract

Authors' Contact Information: [Chenyu Zhou](#), University of Southern California, Los Angeles, USA, czhou691@usc.edu; [Yuzhou Fang](#), University of Southern California, Los Angeles, USA, yuzhou.fang@usc.edu; [Jingbo Wang](#), Purdue University, West Lafayette, USA, wang6203@purdue.edu; [Chao Wang](#), University of Southern California, Los Angeles, USA, wang626@usc.edu.



This work is licensed under a Creative Commons Attribution 4.0 International License.

© 2025 Copyright held by the owner/author(s).

ACM 2475-1421/2025/1-ART65

<https://doi.org/10.1145/3704901>

interpretation of Cousot and Cousot [7]. In contrast, APA follows a *compute-and-then-interpret* approach, meaning that it first computes a so-called *path expression*, which is a type of regular expression for summarizing all program paths of interest, and then interprets the path expression using a properly-defined semantic algebra and a semantic function to compute program properties of interest.

The *compute-and-then-interpret* approach of APA exploits the fact that the semantics of a program is determined by its structure and the semantics of its components. In other words, the approach is inherently compositional. While perhaps not being as widely-used as iterative program analysis, APA has a long history that can be traced back to an algebraic approach for solving path problems in directed graphs, for which Tarjan [28] proposed a fast algorithm and a unified framework [29]; in addition to solving graph-theoretic problems such as computing single-source shortest paths, the framework is able to solve many program analysis problems. Being compositional allows APA to scale to large programs, to be applied to incomplete programs, and to be parallelized easily [14]. Due to these reasons, APA has been employed in many settings. For example, beyond classic data-flow analyses, APA has been used for invariant generation [13], termination analysis [37], predicate abstraction [22], and more recently, for analyzing probabilistic programs [30].

However, we are not aware of any existing algorithm for conducting APA incrementally in response to small and frequent changes of the program. Being able to quickly update the result of a program analysis for a frequently-changed program is important for many software engineering tasks, i.e., inside an intelligent IDE or during the continuous integration (CI) / continuous development (CD) process. Computing the analysis result for the changed program from scratch is not only time-consuming but also wasteful when the change is small. In contrast, incrementally updating the analysis result by leveraging the intermediate results computed for a previous version of the program can be significantly faster. While the potential for APA to support incremental computation has been mentioned before, e.g., by Kincaid et al. [14], exactly how to accomplish it remains unknown.

At the most fundamental level, there are two technical hurdles associated with incrementally conducting APA. The first one is designing data structures and algorithms that can efficiently update the path expression. The second one is designing data structures and algorithms that can efficiently update the program properties (facts) by interpreting the changed path expression incrementally. Recall that in the context of APA, the path expression is a special type of regular expression for capturing the set of all program paths of interest. Classic APA methods focus primarily on optimizing the data structures and algorithms to compute the path expression quickly, e.g., using graph-theoretic techniques that combine tree decompositions and centroid decompositions [6, 28]. There are also methods for improving the quality of path expression [8]. While all path expressions are guaranteed to capture the feasible program paths of interest, thus guaranteeing soundness, a path expression is considered better than another if it captures fewer infeasible program paths. However, all the existing APA algorithms are optimized for non-incremental applications. Unfortunately, for incremental APA, these *otherwise-elegant* optimization techniques may become a hurdle for supporting efficient updates in response to frequent program changes. Existing APA algorithms do not guarantee that small code changes lead to small incremental updates. For example, even if a program slightly changes, classic data structures for representing path expression may change drastically. Similarly, classic algorithms for interpreting the path expression are not optimized to support efficient updates in response to frequent program changes.

To overcome the aforementioned limitations, we propose a new method specifically designed for incremental APA. The goal is to drastically reduce the analysis time by leveraging intermediate results that have already been computed for a previous version of the program. At a high level, these




Fig. 1. The difference between the baseline APA (on the left) and our new incremental APA (on the right).

intermediate results include both data structures and algorithms for representing and updating path expression and program facts computed using the path expression.

Following classic results [20] on the computational complexity of dynamic graph problems, efficiently maintaining a dynamic graph's structure and node/edge information for incremental queries is a theoretically challenging problem in general. For APA, coming up with a desirable data structure is a non-trivial task. We accomplish this by starting from a directed acyclic graph, then adding backward edges to form the basic structures, and finally designing algorithms to keep the tree balanced to efficiently handle queries. Specifically, we have chosen a “weight balanced tree” where structural limitations imposed by the “choice” and “Kleene star” operators of APA do not allow arbitrarily rotating the tree (an operation allowed by other balanced trees such as Splay Tree or Red-Black Tree). In addition to avoiding the rotation of the tree, we also support persistent and revocable operations.

As shown in Fig. 1, assuming that APA has been conducted for a previous version of the program P' to obtain the path expression ρ' and the set F' of program facts, our goal is to efficiently compute, for the new program P , the path expression ρ and the set F of program facts. Instead of computing ρ and F for program P from scratch, as shown by the baseline APA on the left-hand side, we propose to do so incrementally as shown by the new method on the right-hand side. Our key observation is that, given a semantic algebra, the denotational semantics of the program also satisfies the algebraic rules, which inspired us to find an efficient way to reuse the interpretation result of the prior path expression to speed up the interpretation of the new path expression. Specifically, we compute the new path expression ρ by incrementally updating the existing path expression ρ' based on the difference between programs P' and P , denoted $\Delta_P = \text{DIFF}(P, P')$. Then, we compute the new set F of program facts by incrementally updating the existing set F' based on $\Delta_F = \text{DIFF}(\rho', \rho)$, which is the difference between path expressions ρ' and ρ .

In practice, incrementally computing path expression ρ and the program facts in F based on the existing ρ' and F' has the potential to achieve orders-of-magnitude speedup compared to computing ρ and F from scratch, especially for small program changes. For example, with 4% of program change, we have observed a speed up of more than 160× to 4761× during our experimental evaluation (Section 7), depending on the types of analysis performed by APA¹. Theoretically, incrementally computing path expression ρ and program facts in F using APA can also lead to some nice properties; for example, when the semantic algebra satisfies certain conditions, our method guarantees to return unique analysis result efficiently. Details can be found in Section 6.

While there is a large body of existing work on APA, our method differs in that it solves a significantly different problem. For example, the most recent work of Conrado et al. [6] focuses

¹In our experiments, we have implemented three types of analyses: computing reaching definitions, the use of possibly-uninitialized variables, and a simple constant-time analysis for proving the absence of timing side-channel.

on amortizing the cost of answering a large number of APA queries for a fixed program (without any program change) by precomputing intermediate results while building the path expression, to achieve the goal of answering each APA query in $O(k)$ time, where k is the time needed to evaluate an atomic operation in the semantic algebra. Their method exploits sparseness of the control flow graph in a centroid-based divide-and-conquer algorithm for computing path expression. Another recent work of Cyphert et al. [8] focuses on computing a path expression that is of a higher quality than a given path expression, assuming that both capture all feasible program paths but one is more accurate in that it captures fewer infeasible program paths. The classic APA methods of Tarjan, which focus on quickly computing path expression [28] and a unified framework for solving path problems [29], remain competitive in terms of speed; Reps et al. [21] are the first to leverage Tarjan’s algorithm to compute path expression in polynomial time. While all of these existing methods are closely related, they do not solve the same problem as ours. Thus, we consider them to be orthogonal and complementary to our method.

To evaluate the performance of our method in practice, we have implemented our method in a tool for analyzing Java bytecode programs, and evaluated it on 13 real-world applications from the DaCapo benchmark suite [5]. They are open-source applications implementing a diverse set of functionalities, with code size ranging from 23k LoC (antlr) to 220k LoC (fop). We experimentally compared our incremental APA method with three other methods: the baseline APA, the most recent method of Conrado et al. [6], and the fast algorithm of Tarjan [28]. Our experiments were conducted using semantic algebras and semantic functions designed for three types of program analyses: computing reaching definitions, computing the use of possibly-uninitialized variables, and constant-time analysis. Our ablation studies show that both our technique for incrementally computing path expression and our technique for incrementally interpreting path expression are effective in speeding up the analysis. Overall, the speedup of our method is more than 160X to 4761X compared to the baseline APA and the other two existing methods.

To summarize, this paper makes the following contributions:

- We propose a method for conducting APA incrementally in response to program changes, with the goal of leveraging intermediate computation results to speed up the analysis.
- We propose new data structures and algorithms for efficiently updating the path expression, and interpreting the path expression to compute the program facts.
- We implement the proposed method in a software tool and demonstrate its advantage over competing methods on Java applications from a well-known benchmark suite.

The remainder of this paper is organized as follows. First, we provide the technical background in Section 2. Then, we define the incremental APA problem and present our top-level procedure in Section 3. Next, we present our techniques for incrementally computing the path expression in Section 4, and for incrementally interpreting the path expression in Section 5. We analyze the mathematical properties of our proposed method in Section 6, and present the experimental results in Section 7. We review the related work in Section 8, and finally, give our conclusion in Section 9.

2 Background

In this section, we review the basics of algebraic program analysis (APA) and present the technical details of the two distinct steps of APA: computing the path expression and interpreting the path expression to compute the program facts of interest.

2.1 The Program

Given a program P , algebraic program analysis is concerned with computing *facts* that must be true at each program location, regardless of the actual path of program execution taken to reach the

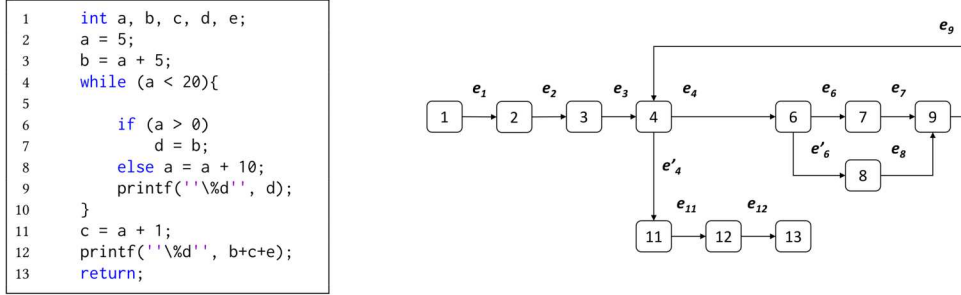


Fig. 2. An example program for the problem of detecting uses of possibly-uninitialized variables.

location. To solve the problem, a preliminary step is constructing the control flow graph, denoted $G = (N, E, s)$ where N is a set of nodes, E is a set of directed edges between the nodes, and $s \in N$ is the entry node. Each node $n \in N$ represents a *basic block* of the program, where a basic block is a block of contiguous program statements with a single entry and a single exit. Each edge $e \in E$ represents a possible transfer of control between the nodes (basic blocks) in N . The entry node $s \in N$ represents the start of program execution.

Consider the example program shown on the left-hand side of Fig. 2, for which the control flow graph is shown on the right-hand side. Assuming that each line in the program corresponds to a node in the graph, we have the set of nodes $N = \{n_1 - n_4, n_6 - n_9, n_{11} - n_{13}\}$, the set of edges $E = \{e_1 - e_3, e_4, e'_4, e_6, e'_6, e_7 - e_9, e_{11}, e_{12}\}$ and the entry node $s = n_1$. Specifically, the two edges coming out of node n_4 are labeled e_4 and e'_4 , respectively, and the two edges coming out of node n_6 are labeled e_6 and e'_6 , respectively.

2.2 Two Approaches to Program Analysis

As mentioned earlier, there are two approaches to program analysis: iterative program analysis and algebraic program analysis. Iterative program analysis starts with a system of (recursive) equations for defining the semantics of the program in an abstract domain, followed by solving these equations through successive approximation. In the literature, the first step is referred to as *interpret* and the second step is referred to as *compute*. Thus, iterative program analysis is also called the *interpret-and-then-compute* approach. Examples of iterative program analysis include Kildall's gen/kill analysis [11], the abstract interpretation framework [7], and model checking of Boolean programs using predicate abstraction [4].

Algebraic program analysis, in contrast, adopts the *compute-and-then-interpret* approach. It starts with computing the path expression, which is a type of regular expression for summarizing the program paths of interest, followed by interpreting the path expression using a properly-defined semantic algebra and a semantic function, to obtain the program facts of interest. Regardless of which type of analysis is performed by APA, the path expression remains the same for a given program. However, the definitions of semantic algebra and semantic function will have to depend on the nature of the analysis itself. Depending on the task, the semantic algebra and semantic function must be defined accordingly. Nevertheless, at a high level, all types of analyses performed by APA have the same two steps: computing the path expression and interpreting the path expression.

2.3 The Path Expression

Given a control flow graph $G = (N, E, s)$, the set of all program paths that start from s and end at t may be captured by a special type of regular expression over E , denoted $\rho(s, t)$, where s is the start point of a path, and t is the end point. This regular expression is referred to as the *path expression* [28, 29]. We say that the regular expression is *special* because the finite alphabet used to define the regular expression is E , the set of edges in the control flow graph. Thus, a string corresponds to a sequence of edges in the control flow graph. While not every string corresponds to a program path, e.g., it may have edges randomly scattered in the graph, not forming a path at all, we require that all strings in the path expression to correspond to program paths.

The path expression ρ is defined recursively as follows:

- ϵ (the empty string) is an atomic regular expression.
- \emptyset (the empty set) is an atomic regular expressions.
- Any edge $e \in E$ is an atomic regular expression.
- Given two regular expressions ρ_1 and ρ_2 , the union $(\rho_1 + \rho_2)$, concatenation $(\rho_1 \cdot \rho_2)$ and Kleene star $(\rho_1)^*$ are regular expressions.

In addition, if a regular expression ρ_1 is repeated k times, we represent it using ρ_1^k . That is, $\rho_1^k = \rho_1^{k-1} \cdot \rho_1$, where $k \geq 1$ and $\rho_1^0 = \epsilon$ (the empty string).

Consider the program shown in Fig. 2 as an example. The path expression that captures the first three lines of code is $\rho_1 = e_1 e_2 e_3$, which is the concatenation of the three edges. The path expression that captures Lines 6-8 is $\rho_2 = (e_6 e_7 + e'_6 e_8)$, which is the union of the two branches. The path expression that captures the while-loop is $\rho_3 = (e_4 (e_6 e_7 + e'_6 e_8) e_9)^*$. Finally, the path expression that captures all paths from n_1 to n_{13} is $\rho = e_1 e_2 e_3 (e_4 (e_6 e_7 + e'_6 e_8) e_9)^* e'_4 e_{11} e_{12}$, where $e_1 e_2 e_3$ represents the prefix leading to the while-loop, $(e_4 (e_6 e_7 + e'_6 e_8) e_9)^*$ represents the while-loop, and $e'_4 e_{11} e_{12}$ represents the suffix after the while-loop.

At this moment, it is worth noting that the path expression guarantees to capture all the *feasible* program paths, thus leading to guaranteed soundness of APA. At the same time, not all program paths captured by the path expression may be feasible, meaning that APA (same as iterative program analysis) in general is a type of possibly conservative (over-approximate) analysis. In other words, APA is a sound, but not-necessarily-complete analysis.

2.4 The Semantic Algebra

Given a path expression ρ , which summarizes the program paths of interest, we can compute the program facts over these program paths, by interpreting the path expression using a properly defined semantic algebra, denoted $\mathcal{D} = \langle D, \otimes, \oplus, \otimes, \emptyset, 1 \rangle$. Here, D is the universe of program facts, $\otimes : D \times D \rightarrow D$ is the sequencing operator, $\oplus : D \times D \rightarrow D$ is the choice operator, and $\otimes : D \rightarrow D$ is the iteration operator. Furthermore, \emptyset and 1 are the minimal and maximal elements in D , respectively.

Intuitively, the \otimes , \oplus and \otimes operators in the semantic algebra \mathcal{D} correspond to the concatenation (\times), union ($+$) and Kleene star ($*$) operators in regular expression, respectively. Thus, we have

- $\mathcal{D}[\rho_1 \rho_2] = \mathcal{D}[\rho_1] \otimes \mathcal{D}[\rho_2]$;
- $\mathcal{D}[\rho_1 + \rho_2] = \mathcal{D}[\rho_1] \oplus \mathcal{D}[\rho_2]$; and
- $\mathcal{D}[(\rho_1)^*] = (\mathcal{D}[\rho_1])^{\otimes}$.

What it means is that program facts can be computed in a bottom-up fashion, first for small components, ρ_1 and ρ_2 , and then for the large component $\rho = \rho_1 \rho_2$, $\rho = \rho_1 + \rho_2$, or $\rho = (\rho_1)^*$.

2.5 The Semantic Function

At this moment, we have not yet defined D , the universe of program facts, or the actual functions for \otimes , \oplus and \circledast . The reason is because they must be defined for each type of analysis, whether it is for computing reaching definitions or for computing the use of possibly-uninitialized variables. For ease of understanding, in the remainder of this section, we treat the use of possibly-uninitialized variables as a running example.

Running Example: Use of Possibly-uninitialized Variables. Let Var be the set of variables in a program P . Given a subset of Var , each variable $v \in Var$ is either in that subset, or outside of that subset; in other words, there are only 2 possible cases. Thus, the power-set 2^{Var} consists of all possible subsets of Var . To capture the space of program facts, we define $D = (DI, PU)$ where

- $DI = 2^{Var}$ stands for the *definitely-initialized* set, consisting of all possible subsets of variables that are definitely-initialized, and
- $PU = 2^{Var}$ stands for the *possibly-uninitialized* set, consisting of all possible subsets of variables that are used while being possibly-uninitialized.

After defining the space of program fact $D = (DI, PU)$, for each edge $e \in E$, we define a semantic function $\mathcal{D}[\![\]\!] : E \rightarrow D$. For brevity, we only show what it looks like using two assignment statements from Fig. 2:

- for the edge e_2 coming out of node n_2 : $a=5$, we define $DI_{e_2} = \{a\}$ and $PU_{e_2} = \{\}$;
- for the edge e_3 coming out of node n_3 : $b=a+5$, we define $DI_{e_3} = \{b\}$ and $PU_{e_3} = \{a\}$.

The reason why $DI_{e_3} = \{b\}$, meaning b is *definitely-initialized*, is because the statement in n_3 writes to b . The reason why $PU_{e_3} = \{a\}$ is because the statement in n_3 reads from a , but a is not yet defined in n_3 alone; thus, we assume it is a *use of possibly-uninitialized variable* for now.

For the \otimes operator, e.g., $L \otimes R$, we define a semantic function. Assuming that $D_L = (DI_L, PU_L)$ and $D_R = (DI_R, PU_R)$ are already computed, we define $D_{L \otimes R} = (DI, PU)$ as follows:

- $DI = DI_L \cup DI_R$; and
- $PU = PU_L \cup (PU_R \setminus DI_L)$.

Consider $e_2 \otimes e_3$ from the program in Fig. 2 as an example. The reason why $DI = DI_{e_2} \cup DI_{e_3} = \{a, b\}$ is because, as long as a variable is definitely-initialized in either e_2 or e_3 , it is definitely-initialized in $e_2 \otimes e_3$. The reason why $PU = PU_{e_2} \cup (PU_{e_3} \setminus DI_{e_2}) = \{\}$ is because, although a is used while being not-yet-initialized in e_3 , it is initialized in e_2 ; therefore, a is removed from the set PU .

For the \oplus operator, e.g., $L \oplus R$, we define $D_{L \oplus R} = (DI, PU)$ as follows:

- $DI = DI_L \cap DI_R$; and
- $PU = PU_L \cup PU_R$.

Consider $(e_6 \otimes e_7 \oplus e'_6 \otimes e_8)$ from the program in Fig. 2 as an example. The reason why $DI = DI_{e_6 \otimes e_7} \cap DI_{e'_6 \otimes e_8} = \{d\} \cap \{a\} = \{\}$ is because a variable is definitely-initialized if it is definitely-initialized in both branches. The reason why $PU = PU_{e_6 \otimes e_7} \cup PU_{e'_6 \otimes e_8} = \{a, b\} \cup \{a\} = \{a, b\}$ is because a variable is possibly-uninitialized if it is possibly-uninitialized in either of the branches.

For the \circledast operator, e.g., $(L)^{\circledast}$, we define $D = (DI, PU)$ as follows:

- $DI = \emptyset$; and
- $PU = PU_L$.

The reason why $DI = \emptyset$ is because $(L)^{\circledast}$ includes $(L)^0 = \epsilon$, which is an empty string representing the skip of the loop body; in this case, no variable is defined at all. The reason why $PU = PU_L$ is because, if a variable is used while being possibly-uninitialized during one loop iteration, it remains a use of possibly-uninitialized variable for an arbitrary number of loop iterations.

$e_1 e_2 e_3 (e_4 (e_6 e_7 + e'_6 e_8) e_9)^* e'_4 e_{11} e_{12}$, meant to be interpreted as $e_1 \otimes e_2 \otimes e_3 \otimes (e_4 \otimes (e_6 \otimes e_7 \oplus e'_6 \otimes e_8) \otimes e_9)^{\otimes} \otimes e'_4 \otimes e_{11} \otimes e_{12}$.

Interpreting the Path Expression. The second step of APA is to interpret the path expression according to the semantic algebra and semantic function. For computing the use of possibly-uninitialized variables, we shall use the semantic algebra and semantic function defined in the previous subsection for illustration purposes. For the path expression tree shown in Fig. 3, interpretation is performed in a bottom-up fashion. That is, we first compute $D_L = (DI_L, PU_L)$ for subexpression L and $D_R = (DI_R, PU_R)$ for subexpression R , and then compute $D_{L \otimes R}$, $D_{L \oplus R}$ and D_{L^*} for the compound expressions.

The table below shows the detailed process of interpreting the path expression, to obtain the program facts in $D = (DI, PU)$ for the entire program:

Path expression	Definitely-initialized variables	Use of possibly-uninitialized variables
e_1	$DI_{e_1} = \{\}$	$PU_{e_1} = \{\}$
e_2	$DI_{e_2} = \{a\}$	$PU_{e_2} = \{\}$
$e_1 e_2$	$DI_{e_1 e_2} = DI_{e_1} \cup DI_{e_2} = \{a\}$	$PU_{e_1 e_2} = PU_{e_1} \cup (PU_{e_2} \setminus DI_{e_1}) = \{\}$
e_3	$DI_{e_3} = \{b\}$	$PU_{e_3} = \{a\}$
$e_1 e_2 e_3$	$DI_{e_1 e_2 e_3} = DI_{e_1 e_2} \cup DI_{e_3} = \{a, b\}$	$PU_{e_1 e_2 e_3} = PU_{e_1 e_2} \cup (PU_{e_3} \setminus DI_{e_1 e_2}) = \{\}$
e_4	$DI_{e_4} = \{\}$	$PU_{e_4} = \{a\}$
e_6	$DI_{e_6} = \{\}$	$PU_{e_6} = \{a\}$
e_7	$DI_{e_7} = \{d\}$	$PU_{e_7} = \{b\}$
$e_6 e_7$	$DI_{e_6 e_7} = \{d\}$	$PU_{e_6 e_7} = \{a, b\}$
e_8	$DI_{e_8} = \{a\}$	$PU_{e_8} = \{a\}$
$e'_6 e_8$	$DI_{e'_6 e_8} = \{a\}$	$PU_{e'_6 e_8} = \{a\}$
$(e_6 e_7 + e'_6 e_8)$	$DI_{(e_6 e_7 + e'_6 e_8)} = \{\}$	$PU_{(e_6 e_7 + e'_6 e_8)} = \{a, b\}$
e_9	$DI_{e_9} = \{\}$	$PU_{e_9} = \{d\}$
$(e_6 e_7 + e'_6 e_8) e_9$	$DI_{(e_6 e_7 + e'_6 e_8) e_9} = \{\}$	$PU_{(e_6 e_7 + e'_6 e_8) e_9} = \{a, b, d\}$
$e_4 (e_6 e_7 + e'_6 e_8) e_9$	$DI_{e_4 (e_6 e_7 + e'_6 e_8) e_9} = \{\}$	$PU_{e_4 (e_6 e_7 + e'_6 e_8) e_9} = \{a, b, d\}$
$(e_4 (e_6 e_7 + e'_6 e_8) e_9)^*$	$DI_{(e_4 (e_6 e_7 + e'_6 e_8) e_9)^*} = \{\}$	$PU_{(e_4 (e_6 e_7 + e'_6 e_8) e_9)^*} = \{a, b, d\}$
e_{11}	$DI_{e_{11}} = \{c\}$	$PU_{e_{11}} = \{a\}$
e_{12}	$DI_{e_{12}} = \{\}$	$PU_{e_{12}} = \{b, c, e\}$
$e_{11} e_{12}$	$DI_{e_{11} e_{12}} = \{c\}$	$PU_{e_{11} e_{12}} = \{a, b, e\}$
$(e_4 (e_6 e_7 + e'_6 e_8) e_9)^* e'_4 e_{11} e_{12}$	$DI_{(e_4 (e_6 e_7 + e'_6 e_8) e_9)^* e'_4 e_{11} e_{12}} = \{c\}$	$PU_{(e_4 (e_6 e_7 + e'_6 e_8) e_9)^* e'_4 e_{11} e_{12}} = \{a, b, d, e\}$
$e_1 e_2 e_3 (e_4 (e_6 e_7 + e'_6 e_8) e_9)^* e'_4 e_{11} e_{12}$	$DI_{e_1 e_2 e_3 (e_4 (e_6 e_7 + e'_6 e_8) e_9)^* e'_4 e_{11} e_{12}} = \{a, b, c\}$	$PU_{e_1 e_2 e_3 (e_4 (e_6 e_7 + e'_6 e_8) e_9)^* e'_4 e_{11} e_{12}} = \{d, e\}$

For example, consider the last row of the above table, which takes the program facts computed for $\rho_1 = e_1 e_2 e_3$ and $\rho_2 = (e_4 (e_6 e_7 + e'_6 e_8) e_9)^* e'_4 e_{11} e_{12}$ as input, and returns the program facts for the entire program (ρ) as output. At the start of the computation, we have $DI_{\rho_1} = \{a, b\}$ and $PU_{\rho_1} = \{\}$, meaning a and b are definitely-initialized in ρ_1 . We also have $DI_{\rho_2} = \{c\}$ and $PU_{\rho_2} = \{a, b, d, e\}$, meaning that c is definitely-initialized in ρ_2 and a, b, c, e are the uses of possibly-uninitialized variables in ρ_2 alone.

Since $\rho = \rho_1 \otimes \rho_2$, we have $DI_{\rho} = DI_{\rho_1} \cup DI_{\rho_2} = \{a, b, c\}$, meaning that a, b, c are the definitely-initialized variables for the entire program, and $PU_{\rho} = PU_{\rho_1} \cup (PU_{\rho_2} \setminus DI_{\rho_1}) = \{\} \cup (\{a, b, d, e\} \setminus \{a, b\}) = \{d, e\}$, meaning that only d and e are uses of possibly-uninitialized variables; these two variables are used at Lines 9 and 12, respectively. In contrast, a and b in PU_{ρ_2} are removed from PU_{ρ} because these two variables are initialized in ρ_1 , as indicated by DI_{ρ_1} .

3 Our Method

In this section, we present an overview of our method for incremental APA, which has two main components. The first component consists of techniques for incrementally updating the path expression, to respond to changes of the program. The second component consists of techniques for incrementally interpreting the path expression, to obtain the program facts of interest.

Algorithm 1 $F \leftarrow \text{INCREMENTAL_APA}(P, P', \rho', F')$

```

 $\Delta_P \leftarrow \text{DIFF}(P, P')$ 
 $\rho \leftarrow \text{COMPUTE\_PATH\_EXPRESSION\_INC}(\Delta_P, \rho')$ 
 $\Delta_\rho \leftarrow \text{DIFF}(\rho, \rho')$ 
 $F \leftarrow \text{INTERPRET\_PATH\_EXPRESSION\_INC}(\Delta_\rho, F')$ 
return  $F$ 

```

Algorithm 1 shows the top-level procedure of our method. In addition to P , the new program, the input of our procedure includes P' , a previous version of the program, together with its path expression ρ' and the set F' of program facts. The output of our procedure is F , the set of program facts for P . Internally, the procedure goes through two steps. First, it computes the difference between P and P' , denoted Δ_P , and leverages it to update ρ' to obtain ρ . Next, it computes the difference between ρ and ρ' , denoted Δ_ρ , and leverages it to update F' to obtain F .

When Δ_P is small, our goal is to keep Δ_ρ small as well. We accomplish this by using a carefully-designed data structure for representing ρ and carefully-designed techniques for updating it. Similarly, when Δ_ρ is small, our goal is to keep the change from F' to F small as well. Our techniques for supporting these incremental updates will be presented in Sections 4 and 5. For now, we shall use an example to illustrate the potential of our method in speeding up the analysis.

The Changed Program. Assuming that a new assignment statement, $b = a + 5$, is added to Line 5 of the example program in Fig. 2, which leads to the new program in Fig. 4. For ease of presentation, we keep the line numbers of the two programs the same. Thus, in the new control flow graph, the only change is adding node n_5 and edge e_5 , both of which are highlighted in red color in Fig. 4.

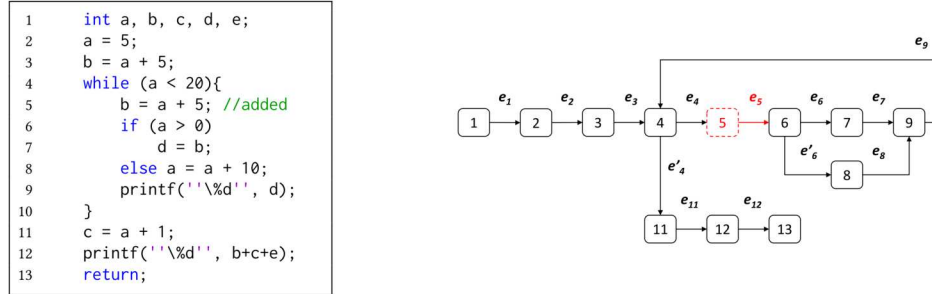
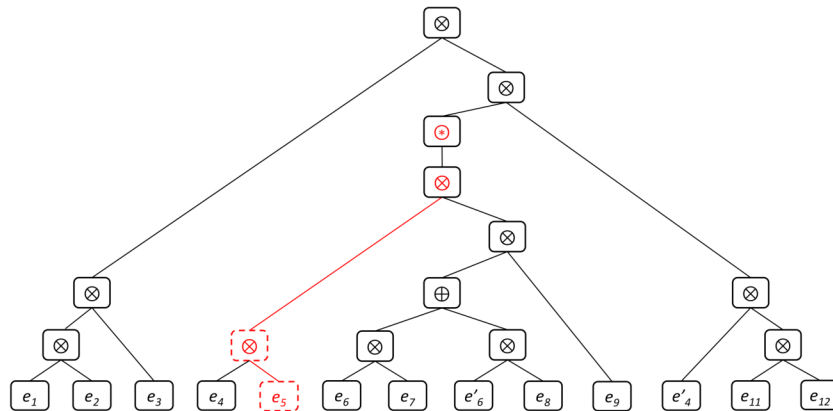


Fig. 4. The changed example program on the left-hand side and its control flow graph on the right-hand side.

Updating the Path Expression. Instead of computing the path expression ρ for the new program P from scratch, we choose to update the path expression ρ' for the previous program P' . In this context, ρ' refers to the previous path expression tree shown in Fig. 3 while ρ refers to the new path expression tree shown in Fig. 5. How to carefully design the data structure and techniques to minimize the difference $\Delta_\rho = \text{DIFF}(\rho, \rho')$ is an important research question since they may have significant effects. For example, whether the new edge e_5 is combined with e_4 first or with e_6 and e'_6 first can result in different performances. Although these two options lead to semantically-equivalent regular expressions, but the runtime performance of APA may be different: combining e_5 with e_4 first will lead to a faster APA because the tree's height will be shorter.

For the tree shown in Fig. 5, after adding e_5 , only one more node in the tree needs to be added; it is the \otimes operator used to combine e_4 and e_5 . In other words, the incremental update changes only



2/26 of the nodes of the path expression tree. This is the reason why incremental update has the potential to drastically reduce the analysis time.

In Fig. 5, these four nodes (whose program facts need to be updated) are highlighted in red color. We show how these program facts are updated in the table below.

Path expression	Definitely-initialized variables	Uses of possibly-uninitialized variables	Changed the facts
e_5	$DI_{e_5} = \{b\}$	$PU_{e_5} = \{a\}$	yes
$e_4 e_5$	$DI_{e_4 e_5} = \{b\}$	$PU_{e_4 e_5} = \{a\}$	yes
$e_4 e_5 (e_6 e_7 + e'_6 e_8) e_9$	$DI_{e_4 e_5 (e_6 e_7 + e'_6 e_8) e_9} = \{b\}$	$PU_{e_4 e_5 (e_6 e_7 + e'_6 e_8) e_9} = \{a, b, d\}$	yes
$(e_4 (e_6 e_7 + e'_6 e_8) e_9)^*$	$DI_{(e_4 e_5 (e_6 e_7 + e'_6 e_8) e_9)^*} = \{ \}$	$PU_{(e_4 e_5 (e_6 e_7 + e'_6 e_8) e_9)^*} = \{a, b, d\}$	no

Advantages of Incremental APA. We have illustrated the main advantage of incremental APA, which is the significantly-higher analysis speed. We will show, through experimental evaluation in Section 7, that the speedup can be more than $160\times$ to $4761\times$, depending on the actual type of analysis performed by APA.

Another advantage of incremental APA is that the method is inherently compositional. That is, subexpressions in the tree may be updated in isolation, before their results are combined using algebraic rules. It allows the method to be easily parallelized. For example, if the program change $\Delta_P = \text{Diff}(P, P')$ involves multiple root-to-leaf edges, meaning that multiple paths need to be recomputed in the tree, in addition to the red root-to- e_5 path in Fig. 5, it is possible to handle these



Fig. 6. The two basic structures used for hierarchical computation of the path expression.

paths in parallel. This is an advantage of incremental APA. Iterative program analysis does not support such parallelization because its computation is inherently sequential: every application of a transfer function depends on its input values.

4 Incrementally Computing Path Expression

In this section, we first review the existing algorithms for computing path expression, and then present our new algorithm for *incrementally* computing path expression.

4.1 The Non-incremental Algorithm

Classic APA methods [6, 14, 28] rely on various algorithmic techniques to compute path expression efficiently. A common theme is batch processing of the program paths of interest. Different ways of batch processing have led to algorithms with different time complexities. For example, Tarjan [28] used dominator tree for batch processing, while Conrado et al. [6] used tree-decomposition together with a centroid-based divide-and-conquer algorithm. However, as mentioned earlier, these algorithmic techniques are not suitable for incremental computation.

Instead, our method uses the algorithm presented by Kincaid et al. [14] as its baseline. Before extending the baseline for incremental computation in the next subsection, we briefly review the algorithm. The algorithm relies on the notion of *subprogram*, which is a maximal contiguous sequence of basic blocks within a program that does not contain branches or loop structures. Computing the path expression for a subprogram is easy because there is only one program path.

Next, the algorithm applies structural transformations to the program, based on the two pattern-matching-and-replacement rules shown in Fig. 6. The first one, called *Basic Structure 1*, removes loops. The second one, called *Basic Structure 2*, removes branches.

To efficiently update path expressions, we propose to represent path expression using a *segment tree*, which is a generic data structure for storing information about intervals or segments. A segment tree can efficiently decide which of the stored segments contains an element. It also maintains a relatively balanced tree, which supports efficient incremental changes.

Algorithm 2 shows the baseline (non-incremental) procedure for building the path expression tree, also called the APA-Tree in the remainder of this paper. The algorithm has a time complexity of $O(n)$, where $n = |\rho|$ is the size of the path expression.

4.2 The Incremental Algorithm

We support two classes of program changes: *changes within a subprogram* and *changes in the basic structures* used to combine subprograms, as shown in Fig. 6. Since a subprogram is a linear sequence of edges, changes within a subprogram are

- $add(e', e)$ represents adding edge e right after the existing edge e' ;

Algorithm 2 Building the tree T for representing the path expression ρ .

```

procedure BUILDTREE( path expression  $\rho$  )
   $T \leftarrow \emptyset$ 
  if  $|\rho| = 1$  then
     $T.value \leftarrow \rho$  //create a leaf node for an edge  $e \in E$  in the control flow graph in the program
  else
     $mid \leftarrow \frac{|\rho|}{2}$ 
     $T.LeftChild \leftarrow \text{BUILDTREE}(\rho_{[1,mid]})$ 
     $T.RightChild \leftarrow \text{BUILDTREE}(\rho_{[mid+1,|\rho|]})$ 
     $T.Value \leftarrow \text{merge}(T.LeftChild, T.RightChild)$  //creating an internal node for the  $\otimes$ ,  $\oplus$  or  $\odot$  operator
  end if
  return  $T$ 
end procedure

```

- $delete(e)$ represents deleting edge e ; and
- $update(e)$ represents changing the semantics of edge e , e.g., by changing the data flow associated with e but without changing the control flow.

Among these three changes, $update(e)$ does not change the path expression at all. Therefore, our incremental algorithm only needs to handle $add(e', e)$ and $delete(e)$.

Adding Edges. Our algorithm takes two steps. The first step is finding the existing edge e' , and the second step is inserting the new edge e after e' . A special case is $e' = \epsilon$ (empty string), when e is inserted at the beginning of the subprogram. To make the algorithm efficient, we must satisfy the following properties: (1) every internal node is the summary of all leaf nodes of its subtree, and (2) we must minimize the modification to keep the tree relatively balanced.

Toward this end, we implement $add(e', e)$ by splitting the existing leaf node of e' . Consider adding edge e_5 in Fig. 5 as an example. In this case, the existing leaf node for e_4 is split into two leaf nodes, one for e_4 and the other for e_5 . At the same time, a new \otimes node is added to represent $e_4 \otimes e_5$. After that, we must traverse the path from the new leaf node e_5 to root, and mark all nodes on this path as *modified*. The reason is because their corresponding program facts may no longer be valid. In Section 5, we will present our algorithm for incrementally computing the new program facts.

Deleting Edges. Since deleting an edge may drastically change the tree structure, we propose to do so lazily. That is, $delete(e)$ marks the leaf node e as *deleted*, without actually deleting it from the tree. Marking e as *deleted* allows our algorithm for interpreting the path expression to ignore this leaf node. After that, we must also traverse this leaf-to-root path and mark all nodes on the path as *modified*, since their corresponding program facts may no longer be valid.

The path expression tree (or APA-Tree) is expected to be balanced with a height of $O(\log n)$. If changes are random, the tree height is expected to remain $O(\log n)$ due to balanced properties of the segment tree. However, in real-world applications, changes are almost never random, which means that after many rounds of edge addition and deletion, the tree may no longer be balanced. Thus, we propose to re-balance it when certain conditions are met. Noticed that there can always be pathological programs with deeply embedded loops, and deeply embedded branches. However, such software code would not be common, and they would be too hard for developers to understand or debug. Thus, we do not optimize for such extreme cases.

Re-balancing the Tree. We maintain a *weight-balanced* tree, which is a binary tree that associates each node with a weight of its subtree. In other words, each node has the following fields: node type, node value, left child, right child, and the weight of the subtree. The weight of a node x is defined as the number of leaf nodes inside its subtree. By definition, the weight

satisfies the following property: $x.weight = x.left.weight + x.right.weight$. If a node x satisfies $\min(x.left.weight, x.right.weight) \geq \alpha \cdot x.weight$, we say its subtree is α -weight-balanced, where $0 < \alpha \leq \frac{1}{2}$. The height h of a α -weighted-balanced tree satisfies $h \leq \log_{\frac{1}{1-\alpha}} n = O(\log n)$.

Whenever the subtree of a node x is no longer α -weight-balanced, we re-balance it. This is not a trivial task. Although *rotation* is the most commonly-used re-balancing strategy in binary search trees, it is not a good strategy for our application. The reason is because rotation may drastically change the shape of the tree even for small changes to the path expression. Thus, we focus on localizing the subtree that needs to be rebalanced. Once we find it, we simply rebuild the tree T from path expression ρ using Algorithm 2. Below are the two conditions that trigger re-balancing.

- After adding an edge, we traverse the leaf-to-root path and find any node x satisfying $\min(x.left.weight, x.right.weight) < \alpha \cdot x.weight$, and rebuild its subtree.
- After deleting an edge, we traverse the leaf-to-root path and find any node x satisfying $x.mark \geq (1 - \alpha) \cdot x.weight$, and rebuild its subtree. Here $x.mark$ is the number of marked leaf nodes inside x 's subtree.

In general, every operation that affects the tree structure may invoke the rebuild procedure.

Handling Changes in Basic Structures. Changes in basic structures can also be classified into adding and deleting edges in the basic structures as shown in Fig. 6, where the edge may be the self-loop on the left-hand side, or a branch on the right-hand side. Adding an edge in a basic structure leads to a local modification of the path expression tree. Specifically, in *Basic Structure 1*, adding the edge e_1 will change the path expression from e_2 to $e_1^*e_2$, meant to be interpreted as $(e_1)^{\otimes} \otimes e_2$. In *Basic Structure 2*, adding the edge e_1 will change the path expression from e_2 to $(e_1 + e_2)$, meant to be interpreted as $(e_1 \oplus e_2)$.

Deleting an edge in a basic structure is implemented in the same way as deleting an edge within a subprogram. That is, we mark the tree-node associated with the edge as *deleted*, without actually removing it from the tree. However, the semantic function associated with the affected tree-nodes must be changed. Our key idea is to leverage the property of 1 and \emptyset in the semantic algebra. Recall that 1 and \emptyset are the maximal and minimal elements in the universe of program facts. We define the following rules for deleting the edge e :

- $e' \otimes e \rightarrow e \otimes 1$, meaning that for the sequence operator, we treat e as an unconditional transfer of control, which does not affect the data flow;
- $e' \oplus e \rightarrow e \oplus \emptyset$, meaning that for the choice operator, we treat e as no transfer of control; and
- $e^{\otimes} \rightarrow 1^{\otimes}$, meaning that for the iteration operator, we treat e as an empty loop.

5 Incrementally Interpreting Path Expression

In this section, we present our method for incrementally interpreting path expression to compute the program facts of interest.

In classic APA methods, this problem is equivalent to the expression parsing problem, for which the most common algorithm relies on two stacks: an operator stack S_1 and an operand stack S_2 . By scanning the regular expression and operating on stacks S_1 and S_2 , one can compute the final program facts. However, this method is inherently non-incremental; for every newly updated path expression, the program facts are computed from scratch.

The Modified Nodes in Tree T . Incrementally computing path expression as described in the previous section will modify some leaf-to-root paths in the path expression tree T . According to our algorithm, nodes on these modified paths are marked as *modified*. For each node x in the tree T , if the $x.modified$ flag is set, it means the program facts associated with the node must be recomputed.

In contrast, for all other nodes whose *modified* flags are not set, the program facts associated with them are still valid and thus do not need to be recomputed.

The Universe of Program Facts. Depending on the actual type of analysis performed by APA, the universe of program facts may vary significantly. Recall that if the goal is to compute the use of possibly-uninitialized variables, the universe of program facts may be defined as $D = (DI, PU)$ as shown in Section 2.

Regardless of how D is defined, there is a semantic function for each edge $e \in E$ of the control flow graph, denoted $\mathcal{D}[\![e]\!] : E \rightarrow D$. Since each $e \in E$ corresponds to a leaf node of the tree T , $\mathcal{D}[\![e]\!]$ returns the set of program facts for the leaf node. Then, for each internal node of the tree T , labeled \otimes , \oplus or \circledast , there is a semantic function for computing the program facts, by merging the program facts of the child nodes.

The Incremental Algorithm. Algorithm 3 shows our procedure for incrementally interpreting the path expression, by recomputing only program facts associated with the modified nodes of the tree T . As shown in the algorithm, if $T.modified$ is false, the current node and its subtree are skipped since its program facts are still valid. We assume that $T.fact$ stores the program facts for the subtree T .

Algorithm 3 Incrementally computing program facts for *modified* nodes in path expression tree T .

```

procedure INTERPRETTREE( path expression tree  $T$ )
  if  $T.modified$  then
    if  $T.type = leaf$  then
       $T.fact \leftarrow \text{COMPUTEPROGRAMFACTS}(T)$  //for each edge  $e \in E$  in the control flow graph
    else
      INTERPRETTREE( $T.LeftChild$ )
      INTERPRETTREE( $T.RightChild$ )
       $T.fact \leftarrow \text{MERGEPROGRAMFACTS}(T.LeftChild.fact, T.RightChild.fact)$  //for  $\otimes, \oplus$  or  $\circledast$  operator
    end if
  end if
  return
end procedure

```

If $T.modified$ is true, the current node and its subtree are processed recursively. There are two cases. The first case is when T is a leaf node. In this case, we compute program facts for $T.fact$ using the semantic function defined for each edge $e \in E$ of the control flow graph. The second case is when T is an internal node. In this case, we compute program facts for $T.fact$ using the semantic functions defined for the \otimes , \oplus and \circledast operators.

6 Mathematical Properties of Incremental APA

In this section, we show that when the semantic algebra satisfies certain conditions, our method for incremental APA has some nice mathematical properties. We also present the semantic algebras for two other applications: reaching definition analysis and constant-time analysis.

6.1 Uniqueness of the Analysis Result

While our method for efficiently conducting incremental APA is applicable to any kind of properly-defined semantic algebras, in general, the analysis result is not unique since it may be affected by the order in which results of subexpressions are combined. This is somewhat inconvenient in theory and may also become significant in practice. However, if the semantic algebra is a Kleene algebra [15], this issue is avoided because Kleene algebra guarantees that the analysis result of APA is unique.

Furthermore, a large number of practically-important program analysis problems can be implemented using Kleene algebra; they include all three analyses used by our experimental evaluation. For these analyses, our incremental APA guarantees to return the same result as the baseline (non-incremental) APA while being orders-of-magnitude faster.

Kleene Algebra. Kleene algebra is an algebraic system $\langle A, \otimes, \oplus, \circledast, 1, \emptyset \rangle$ defined as follows. Given the natural order \leq such that $a \leq b$ iff $a \oplus b = b$, we say that A is a Kleene algebra if the following properties are satisfied for all $a, b, c \in A$:

- *Associativity:* $a \oplus (b \oplus c) = (a \oplus b) \oplus c$ and $a \otimes (b \otimes c) = (a \otimes b) \otimes c$.
- *Distributivity:* $a \otimes (b \oplus c) = (a \otimes b) \oplus (a \otimes c)$ and $(b \oplus c) \otimes a = (b \otimes a) \oplus (c \otimes a)$.
- *Identity:* $a \oplus \emptyset = a$ and $1 \otimes a = a \otimes 1 = a$.
- *Commutativity:* $a \oplus b = b \oplus a$.
- *Idempotence:* $a \oplus a = a$.
- *Annihilation:* $a \otimes \emptyset = \emptyset \otimes a = \emptyset$.
- *Unfolding:* $1 \oplus a \otimes (a^\circledast) = 1 \oplus (a^\circledast) \otimes a = a^\circledast$.
- *Induction:* $a \otimes b \leq b \implies a^\circledast \otimes b \leq b$ and $b \otimes a \leq b \implies b \otimes a^\circledast \leq b$.

The reason why Kleene algebra guarantees that the analysis result is unique is because of the associative law, which makes APA compositional: it allows the program to be divided into components, through the \otimes operator within a subprogram or the \oplus operator outside of a subprogram; furthermore, the order for combining components does not affect the result.

The Associative Law. To see how important the associative law is, consider removing it from Kleene algebra and adding the following properties, thus getting a non-associative semi-ring:

- *Commutative monoid for \oplus :* $a \oplus b = b \oplus a$, $(a \oplus b) \oplus c = a \oplus (b \oplus c)$ and $a \oplus \emptyset = a$.
- *Magma with unit element for \otimes :* $(a \otimes b) \otimes c \neq a \otimes (b \otimes c)$ and $a \otimes 1 = a$.

Since this new algebraic system no longer guarantees a commutative monoid for \otimes , the corresponding APA must interpret path expression in a certain order. For example, to compute the use of possibly-uninitialized variables, APA must interpret the left subexpression before the right subexpression. In this sense, it behaves more like iterative program analysis.

Pre-Kleene Algebra. If an algebraic system only satisfies the first six laws of Kleene algebra, it is called an idempotent semi-ring. If the unfolding and induction laws of Kleene algebra are replaced by the following weaker properties, the resulting system is called a pre-Kleene algebra:

- *Reflexivity:* $1 \leq a^\circledast$.
- *Extensivity:* $a \leq a^\circledast$.
- *Transitivity:* $a^\circledast \otimes a^\circledast = a^\circledast$.
- *Monotonicity:* $a \leq b \implies a^\circledast \leq b^\circledast$.
- *Unrolling:* $\forall n \in \mathbb{N}, (a^n)^\circledast \leq a^\circledast$.

With pre-Kleene algebra, different path expressions may lead to different analysis results. In a prior work, Cyphert et al. [8] proposed to refine path expression to improve its quality. Their method is complementary to our method in that, one may use their method to build the path expression tree T and then start using our method to update and interpret T incrementally.

6.2 Star-free Kleene Algebra

While studying the mathematical properties of Kleene algebra and its variants, we realize that many practical data-flow analysis problems do not really need the Kleene star (or iteration) operator. For these analysis problems, the semantic functions for \otimes , \oplus and \circledast operators satisfy the following relation: $a^\circledast = 1 \oplus (a \otimes a)$ for all path expression $a \in A$. It means that the impact of iterating through

a loop 0 to $+\infty$ times is equivalent to (and thus may be captured by) iterating through the loop exactly twice (denoted $a \otimes a$).

- If the loop is skipped all together, the impact is equivalent to 1; and
- after the loop iterates twice ($a \otimes a$), the resulting program facts stop changing, thus making the impact of $a \otimes a$ equivalent to iterating arbitrarily many times.

Running Example: Computing Reaching Definitions. A large number of practically-important data-flow analyses can be implemented using semantic algebras that satisfy this property. Below, we illustrate this property using reaching-definition analysis. Following Kincaid et al. [14], we define the semantic algebra as follows:

- $D = (G, K)$ is the universe of program facts, where $G = 2^{Def}$ captures the subsets of generated definitions, and $K = 2^{Def}$ captures the subsets of killed definitions. In other words, G and K correspond to the gen/kill sets in classic data-flow analysis.
- $\mathcal{D}[\![e : x := t]\!] \triangleq (\{e\}, \{e' \mid e' \text{ defines } x\})$ is the semantic function for each assignment.
- $\mathcal{D}[\![e_1 \times e_2]\!] := (G_1, K_1) \otimes (G_2, K_2) \triangleq ((G_1 \setminus K_2) \cup G_2, (K_1 \setminus G_2) \cup K_2)$.
- $\mathcal{D}[\![e_1 + e_2]\!] := (G_1, K_1) \oplus (G_2, K_2) \triangleq (G_1 \cup G_2, K_1 \cap K_2)$.
- $\mathcal{D}[\![e^*]\!] := (G_1, K_1)^\otimes = (G, \emptyset)$.

Based on these definitions, we prove $a^\otimes = 1 \oplus (a \otimes a)$ holds for all path expression e_a as follows:

$$\begin{aligned} \mathcal{D}[\![1 + e_a \times e_a]\!] &= (\emptyset, \emptyset) \oplus (G, K) \otimes (G, K) \\ &= (\emptyset, \emptyset) \oplus (G, K) \\ &= (G, \emptyset) = \mathcal{D}[\![e_a^*]\!] \end{aligned}$$

Star-free Kleene Algebra. While it is interesting to know that reaching-definition analysis can be implemented without the iteration \otimes operator, a more interesting question (in theory) is how to precisely characterize the class of analyses that satisfy this property. Toward this end, we take the definition of Kleene algebra and then replace its unfolding law and induction law with the following two star-free laws:

- *Star-free Unfolding:* $1 \oplus a \otimes a = 1 \oplus a \oplus a \otimes a \otimes a$.
- *Star-free Induction:* $a \otimes b \leq b \implies b \oplus a \otimes a \otimes b \leq b$ and $b \otimes a \leq b \implies b \oplus b \otimes a \otimes a \leq b$.

We name the resulting algebraic system Star-free Kleene Algebra. Program analyses that can be implemented using Star-free Kleene Algebra are guaranteed to be efficient, since the impact of a loop can be computed by iterating through the loop at most twice.

6.3 Constant-Time Analysis

We now present another analysis that we have used to experimentally evaluate our method for incremental APA. The goal is to detect differences in a program's execution time that are also dependent on a secret input. At a high level, it can be viewed as a combination of taint analysis and execution time analysis. The goal of taint analysis is to compute, for a given secret input, the set of program variables whose values may be affected by the secret input. The goal of execution time analysis is to compute, for all program paths from node s to node t in the control flow graph, the lower and upper bounds of the time taken to execute these paths.

Since taint analysis is widely known, in the remainder of this section, we focus on the execution time analysis by presenting the semantic algebra for computing upper/lower bounds of a program's execution time.

The Motivating Example. Fig. 7 shows an example program with loops and branches; it is a modification of the code snippet from Libcrypt [1], a real cryptographic software program used

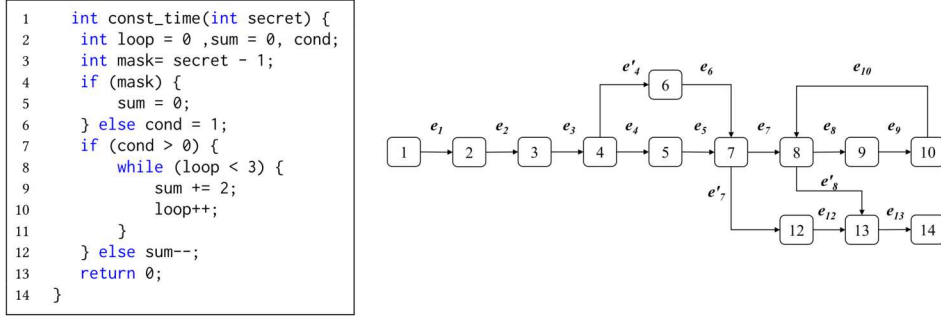


Fig. 7. An example program for applying APA to compute secret-dependent variation in execution time.

Arithmetic Expression t ::= constant $| t_1 + t_2 | t_1 - t_2 | t_1 * t_2$
 Boolean Expression b ::= true $|$ false $| \neg b | b_1 \wedge b_2 | b_1 \vee b_2$
 Statement $Stmt$::= $x := t | \text{if } b \text{ then } Stmt_1 \text{ else } Stmt_2 | \text{while } b \text{ do } Stmt$

Fig. 8. The definition of a simple programming language used to write the program to be analyzed.

in prior work [36] for evaluating constant-time programming techniques. In this program, the secret input affects mask through data-dependency, which in turn affects cond through control-dependency. Since cond affects which branch in Lines 7-12 is executed, and the execution time of these two branches differ, there is a timing side-channel. In other words, by observing the execution time, an adversary may gain some information about the secret input.

For ease of understanding, we employ a simple time cost model, by first defining a programming language used to write the program and then assuming that each basic block takes a unit of time to execute. This is without loss of generality, since the time cost model may be replaced by a more accurate one without modifying the algorithm. Fig. 8 shows the programming language.

The Semantic Algebra. The universe of program facts is defined as $D = ([LB, UB], C)$, where $LB \in \mathbb{N}$ and $UB \in \mathbb{N}$ represent lower and upper bounds of the execution time, i.e., the minimum and maximum numbers of basic blocks along program paths of interest, and $C \in 2^{Var}$ is the set of variables that may control whether the program paths can be executed. Regarding the execution time interval $[LB, UB]$: when $LB = UB$, all program paths have the same execution time, indicating that there is no timing side-channel leakage. When $LB \neq UB$, however, there is a timing side-channel if the difference in execution time is controlled by the secret input.

The semantic function \mathcal{D} , which maps a path expression to a set of program facts in $D = ([LB, UB], C)$, is defined as follows, where e_b represents the expression for the branch condition:

$$\begin{array}{lcl}
 \mathcal{D}[[e]] & := & ([1, 1], \emptyset) \\
 \mathcal{D}[[e_1 e_2]] & := & \mathcal{D}[[e_1]] \otimes \mathcal{D}[[e_2]] \\
 \mathcal{D}[[e^*]] & := & \mathcal{D}[[e]]^{\otimes}
 \end{array}
 \quad \left| \quad
 \begin{array}{lcl}
 \mathcal{D}[[e_b]] & := & ([0, 0], \{x | e_b \text{ uses } x\}) \\
 \mathcal{D}[[e_1 + e_2]] & := & \mathcal{D}[[e_1]] \oplus \mathcal{D}[[e_2]]
 \end{array}$$

For $L = L_1 \otimes L_2$, the semantic function is defined as follows: Let $D_{L_1} = ([LB_1, UB_1], C_1)$ and $D_{L_2} = ([LB_2, UB_2], C_2)$, we have

$$D_L = ([LB_1 + LB_2, UB_1 + UB_2], C_1 \cup C_2).$$

This is because sequential composition (\otimes) will not generate differences in execution time; instead, the total time is the summation of the individual time. Furthermore, since all of the variables in C_1 and C_2 may affect whether we can execute the program path, the two sets are united together.

For $L = L_1 \oplus L_2$, the semantic function is defined by assuming that T_L is the precomputed set of secret-tainted variables; we omit the description of taint analysis since it is well understood. Let $L_1 = ([LB_1, UB_1], C_1)$ and $L_2 = ([LB_2, UB_2], C_2)$, we have

$$D_L = \begin{cases} ([\min(LB_1, LB_2), \max(UB_1, UB_2)], C_1 \cup C_2) & \text{if } (C_1 \cup C_2) \cap T_L \neq \emptyset \\ ([LB_1, UB_1], \emptyset) & \text{otherwise} \end{cases}$$

That is, if the branch statement combining L_1 and L_2 (including the branch condition as well as statements inside the then-branch and else-branch) is controlled by a secret-tainted variable, it may take different paths based on the secret value, potentially introducing side-channel leaks. In this case, the time interval accounts for both branch executions. Otherwise, the time difference will not lead to side-channel leakage; thus, we ignore the time difference by arbitrarily taking the time from one branch (L_1 in this case).

For $L = L^\oplus$, the semantic function is defined as follows:

$$D_L = \begin{cases} ([0, \infty], \emptyset) & \text{if } (C_L) \cap T_L \neq \emptyset \\ ([0, 0], \emptyset) & \text{otherwise} \end{cases}$$

The situation is similar to \oplus : when the loop condition is not controlled by a secret-tainted variable, the time difference will not lead to side-channel leakage; thus, we ignore the time difference by setting the time interval to $[0, 0]$; otherwise, we set the time interval to $[0, \infty]$ to indicate the maximal difference in execution time.

Applying to the Motivating Example. Consider the example program in Fig. 7.

- For the \otimes operator, assuming that we have $\mathcal{D}\llbracket e_1 e_2 e_3 (e_4 e_5 + e_4' e_6) \rrbracket = ([4, 4], \{mask\})$ and $\mathcal{D}\llbracket (e_7 (e_8 e_9 e_{10})^* e_8' + e_7' e_{12}) e_{13} \rrbracket = ([2, \infty], \{cond, loop\})$, based on the semantic function, we get the final result $([6, \infty], \{mask, cond, loop\})$, indicating that there is timing side-channel leakage in this program fragment.
- For the \oplus operator, assuming that we have $\mathcal{D}\llbracket e_7 (e_8 e_9 e_{10})^* e_8' \rrbracket = ([1, \infty], \{cond, loop\})$ and $\mathcal{D}\llbracket e_7' e_{12} \rrbracket = ([1, 1], \{cond\})$, since *cond* is a secret-tainted variable, we maximize the time difference to get the final result $([1, \infty], \{cond, loop\})$.
- For the \otimes operator, assuming that we already have $\mathcal{D}\llbracket e_8 e_9 e_{10} \rrbracket = ([2, 2], \{loop\})$ for the loop body, thus we get the final result $\mathcal{D}\llbracket e_8 e_9 e_{10} \rrbracket^\oplus = ([0, \infty], \emptyset)$.

At this moment, it is worth noting that the algebra is not a star-free Kleene algebra. If all the conditional variables used in branching conditions are tainted, the Kleene unfolding rule would still hold here. However, as this above analysis focuses on counting basic blocks, which is significantly different from classic data-flow analysis defined using the gen/kill sets, it is not a star-free analysis.

7 Experiments

We have implemented the proposed method in a software tool that conducts algebraic program analysis for Java programs. The tool builds upon the work of Conrado et al. [6]: it takes the Java bytecode as input and returns the analysis result as output. Internally, it leverages Soot to construct the control flow graph. Our implementation of the incremental APA algorithm, consisting of updating the path expression and interpreting the path expression, is written in 7,640 lines of C++ code. To facilitate the experimental comparison, we implemented the baseline APA in the same software tool where we implemented our new method. In addition, we implemented the method

Table 1. Statistics of the benchmark programs.

Program	# LoC	# Variables	# CFG Nodes	# CFG Edges	# Definitions	# Uses
hsqldb	23,362	12,352	23,362	24,739	15,946	47,690
avro	87,173	47,449	87,173	85,681	60,816	172,410
xalan	22,314	11,780	22,314	23,595	15,268	45,555
pmd	191,672	100,688	191,672	198,773	127,223	385,537
fop	220,726	119,419	220,726	221,381	163,890	459,354
luindex	41,372	20,815	41,372	42,907	28,692	80,503
bloat	81,557	46,140	81,557	84,408	55,239	161,960
gython	107,115	56,830	107,115	107,450	70,551	207,161
lusearch	47,123	23,403	47,123	48,848	33,030	90,702
eclipse	73,869	39,826	73,869	76,309	47,334	145,280
antlr	43,563	23,847	43,563	45,383	29,121	88,013
sunflow	70,769	38,869	70,769	72,376	55,364	159,305
chart	149,926	79,085	149,926	152,246	104,081	310,694

of Conrado et al. [6] and the classic method of Tarjan [28]; both of these existing methods were partially implemented as part of the work by Conrado et al. [6], but their implementation only had the (first) step of computing path expression. We added the (second) step of interpreting path expression for these two existing methods. Thus, we are able to have a fair comparison of all four methods: our incremental APA, baseline APA, the method of Conrado et al. [6], and the classic method of Tarjan [28].

We implemented APA by defining the semantic algebras and semantic functions to support three types of analyses, consists of two elementary analyses and one compound analysis. The two elementary analyses are detecting the use of possibly-uninitialized variables and computing reaching definitions. The compound analysis is designed to check whether a program has timing side-channel leakage. We call it a compound analysis because it consists of a taint analysis and a time analysis: the taint analysis checks if branching conditions are secret-dependent, while the time analysis checks if all branches have the same execution time.

7.1 Benchmark Statistics

The benchmark programs used in our experimental evaluation come from the DaCapo [5] benchmark suite, consisting of the compiled Java bytecode of 13 real-world applications. These are open-source applications implementing a diverse set of functionalities. Table 1 shows the statistics of these benchmark programs. Columns 1-3 show the name, the number of lines of Java code, and the number of variables of the program. Columns 4-5 show the number of nodes and the number of edges of the corresponding control flow graph (CFG). Columns 6-7 show the number of definitions and the number of uses of program variables. Here, a definition means a write to a variable by a program statement, and a use means a read from a variable.

Changes made to benchmark programs are generated automatically by following established practice [26, 27]. Since we use Soot to transform Java bytecode of each program to a CFG before conducting APA, program instruction-level changes correspond to CFG edge insertions, deletions, and edge content modifications. Note that unlike a standard CFG where nodes are labeled with basic blocks, in our CFG, basic blocks are moved from nodes to their outgoing edges as illustrated in Fig. 2. Thus, we randomly generate program changes until the number of affected basic blocks reaches 2%, 4%, 6%, ..., 20%. These percentages are consistent with our stated goal of conducting APA incrementally in response to *small and frequent changes* of the program.

More specifically, we generate changes by randomly selecting one basic block at a time, and then performing the following operations: (i) delete the basic block, which may affect both control and

data flows; (ii) add assignment statements in the basic block, which will be chosen from existing or new program variables with different possibilities and may affect the data flow; and (iii) add a new basic block behind the chosen basic block with randomly assigned data flow facts, which may affect both control and data flows.

7.2 Experimental Setup

We conducted all of our experiments on a computer with Intel Core i7-8700 CPU and 32GB memory, running the Ubuntu 22.04 operating system. Our experiments were designed to answer the following research questions (RQs):

- RQ 1. Is our method for conducting APA incrementally significantly more efficient than the baseline APA and existing methods of Conrado et al. [6] and Tarjan [28]?
- RQ 2. How does each of the two technical innovations (incrementally computing path expression and incrementally interpreting path expression) contribute to the overall performance improvement?
- RQ 3. How does the size of program change affect the performance improvement of our method?

7.3 Results for RQ 1

To answer RQ 1, we experimentally compared the performance of all four methods (incremental APA, baseline APA, Conrado et al. [6] and Tarjan [28]) on all benchmark programs.

Table 2 shows the results, divided into three subtables for the three types of analyses. Column 1 shows the program name. Columns 2-4 show the result of incremental APA, including the size of the path expression tree T , the size of F for storing program facts, and the total analysis time in milliseconds (ms). Columns 5-6 show the time of baseline APA and, in comparison, the percentage of time taken by incremental APA; the percentage equals the time of incremental APA divided by the time of baseline APA. Columns 7-10 show the time of classic method of Tarjan [28], the time of recent method of Conrado et al. [6], and the percentages of time taken by incremental APA.

In addition to the individual results for the 13 benchmark programs, Table 2 also shows the aggregated total at the bottom of the three subtables. Overall, our method is significantly faster than the other three methods. For reaching definitions, the total time of incremental APA is 43.777 ms, which is only 0.623% of the 7,022.096 ms taken by baseline APA. In other words, the speedup is 160 \times . For the use of possibly-uninitialized variables and constant-time analysis, the speedup is 235 \times and 4761 \times , respectively. The result demonstrates the effectiveness of our proposed techniques for incrementally computing path expression and computing program properties.

The result also shows that our baseline APA is as competitive as the fast APA method of Tarjan; they have similar total analysis time (7,022.096 ms versus 7,121.912 ms). In contrast, the time taken by the most recent APA method of Conrado et al. [6] is significantly longer (900,043.082 ms); this should not be surprising because the method was optimized for solving a different problem, i.e., how to answer a large number of queries in nearly constant time for a fixed program. Toward this end, the method shares the cost of answering all queries by precomputing a lot of information, which slows down the computation of path expression by more than 100 times.

For these experiments, the size of program change was set to 4%, although due to the nature of the three different analyses, the 4% change applied to the programs are different for each analysis. Since existing APA methods were not designed to efficiently handle program changes, even for a slightly modified program, these methods would have to recompute the path expression from scratch, whereas our method directly updates the existing path expression. This is the reason why our method takes only a tiny fraction of the time.

Table 2. Comparing our method with the baseline (non-incremental) and two existing APA methods [6, 28] for solving three types of program analysis problems.

Reaching Definitions									
Program	Incremental APA			Baseline APA		Tarjan [28]		Conrado et al. [6]	
	expression size	property size	time (ms)	time (ms)	%	time (ms)	%	time (ms)	%
antlr	19,324	24,161	6.921	319.969	2.163	328.199	2.109	30,290.090	0.023
luindex	10,388	11,819	1.159	84.743	1.367	86.720	1.336	62,226.830	0.002
avrora	2,174	2,458	0.222	7.734	2.868	8.177	2.712	330.622	0.067
jython	50,321	60,175	14.177	2,957.460	0.479	2,972.265	0.477	263,940.250	0.005
fop	4,469	5,004	0.945	43.714	2.161	44.666	2.115	1,978.554	0.048
lusearch	13,683	15,697	2.039	119.962	1.699	123.460	1.651	72,641.133	0.003
pmd	34,405	42,173	9.211	2,974.718	0.310	2,988.893	0.308	393,436.950	0.002
xalan	1,055	1,149	0.274	10.392	2.636	10.683	2.564	280.962	0.097
chart	56,462	66,055	1.578	162.644	0.970	179.290	0.880	25,993.126	0.006
hsqldb	897	984	0.138	8.750	1.575	9.155	1.506	48.702	0.283
bloat	58,552	69,893	3.601	226.068	1.593	242.902	1.483	25,164.876	0.014
eclipse	17,859	20,638	0.824	42.021	1.962	46.672	1.766	6,599.907	0.012
sunflow	49,240	56,270	2.688	63.922	4.205	80.829	3.326	17,111.078	0.016
Total	318,829	376,476	43.777	7,022.096	0.623	7,121.912	0.615	900,043.082	0.005

Use of Possibly-uninitialized Variables									
Program	Incremental APA			Baseline APA		Tarjan [28]		Conrado et al. [6]	
	expression size	property size	time (ms)	time (ms)	%	time (ms)	%	time (ms)	%
antlr	19,324	24,161	4.745	288.278	1.646	207.883	2.283	30,123.315	0.016
luindex	10,388	11,819	0.794	82.782	0.960	64.519	1.231	57,625.330	0.001
avrora	2,174	2,458	0.208	6.952	2.987	5.361	3.874	365.905	0.057
jython	50,321	60,175	10.228	2,907.694	0.352	2,733.111	0.374	305,885.858	0.003
fop	4,469	5,004	0.562	31.848	1.764	12.087	4.647	1,716.860	0.033
lusearch	13,683	15,697	1.320	110.936	1.190	84.267	1.566	73,156.096	0.002
pmd	34,405	42,173	4.338	2,680.677	0.162	2,637.441	0.164	257,063.222	0.002
xalan	1,055	1,149	0.161	14.269	1.129	2.796	5.762	286.831	0.056
chart	56,462	66,055	1.080	145.929	0.740	116.453	0.927	27,280.602	0.004
hsqldb	897	984	0.072	11.251	0.644	0.930	7.785	50.366	0.144
bloat	58,552	69,893	1.827	204.626	0.893	169.574	1.077	25,410.865	0.007
eclipse	17,859	20,638	0.504	38.048	1.323	28.605	1.760	6,776.800	0.007
sunflow	49,240	56,270	2.086	49.031	4.254	41.122	5.072	17,921.532	0.012
Total	318,829	376,476	27.924	6,572.321	0.425	6,104.149	0.457	803,663.583	0.003

Constant-time Execution									
Program	Incremental APA			Baseline APA		Tarjan [28]		Conrado et al. [6]	
	expression size	property size	time (ms)	time (ms)	%	time (ms)	%	time (ms)	%
antlr	19,324	24,161	1.128	2,462.752	0.046	2,470.732	0.046	30,310.704	0.004
luindex	10,388	11,819	0.321	1,803.192	0.018	1,805.190	0.018	57,360.517	0.001
avrora	2,174	2,458	0.111	327.153	0.034	327.660	0.034	352.924	0.031
jython	50,321	60,175	3.089	22,223.328	0.014	22,243.659	0.014	280,295.457	0.001
fop	4,469	5,004	0.195	50.960	0.382	52.478	0.371	2,153.981	0.009
lusearch	13,683	15,697	0.386	491.880	0.078	497.042	0.078	84,238.675	0.000
pmd	34,405	42,173	1.885	5,294.618	0.036	5,308.758	0.036	286,184.554	0.001
xalan	1,055	1,149	0.074	1,285.112	0.006	1,285.595	0.006	288.575	0.026
chart	56,462	66,055	0.317	4,023.013	0.008	4,039.288	0.008	27,269.490	0.001
hsqldb	897	984	0.078	1,442.620	0.005	1,443.114	0.005	45.678	0.170
bloat	58,552	69,893	0.373	345.759	0.108	369.157	0.101	27,002.183	0.001
eclipse	17,859	20,638	0.193	210.871	0.092	214.518	0.090	6,265.510	0.003
sunflow	49,240	56,270	0.252	581.690	0.043	601.567	0.042	18,015.339	0.001
Total	318,829	376,476	8.402	40,542.948	0.021	40,658.756	0.021	819,783.588	0.001

7.4 Results for RQ 2

To answer RQ 2, we conducted an ablation study by measuring performance improvement contributed by each of the two components of incremental APA: the method for incrementally computing path expression and the method for incrementally interpreting path expression.

Table 3 shows the breakdown of analysis time taken by our method and the baseline APA. Column 1 shows the program name. Columns 2-4 show the time taken by our method to update path expression, the time taken to update program facts, and the total time in milliseconds (ms). Columns 5-7 show the corresponding time taken by the baseline APA. Columns 8-10 show the percentage of time taken by our method compared with the baseline APA (time for updating path expression, time for updating program properties, and the total).

Overall, both components in our method contributed to the significant reduction in analysis time. For example, during incremental APA for reaching definitions, the total analysis time of 43.777 ms is divided into 5.910 ms for updating path expression and 37.866 ms for updating program facts. This is in sharp contrast to the total analysis time of 7,022.096 ms for the baseline APA, divided into 6,093.579 ms for computing path expression from scratch and 928.517 ms for computing program facts from scratch.

For reaching definition, while the overall speedup ($7022.096 \text{ ms} / 43.777 \text{ ms}$) is $160\times$, the speedup on computing path expression ($6093.579 \text{ ms} / 5.910 \text{ ms}$) is $1031\times$ and the speedup on computing program properties ($928.517 \text{ ms} / 37.866 \text{ ms}$) is $24\times$.

For the use of possibly-uninitialized variables, while the overall speedup ($8701.310 \text{ ms} / 48.799 \text{ ms}$) is $178\times$, the speedup on computing path expression ($6452.497 \text{ ms} / 29.610 \text{ ms}$) is $217\times$ and the speedup on computing program properties ($2248.813 \text{ ms} / 19.189 \text{ ms}$) is $117\times$.

For constant-time analysis, while the overall speedup ($40542.948 \text{ ms} / 8.402 \text{ ms}$) is $4825\times$, the speedup on computing path expression ($8584.943 \text{ ms} / 7.891 \text{ ms}$) is $1087\times$ and the speedup on computing program properties ($31958.004 \text{ ms} / 0.510 \text{ ms}$) is $62662\times$.

For constant-time execution, the reason why incrementally updating program properties (facts) has a much larger speedup is because its abstract domain has more dimensions than the other two analyses. This leads to a much bigger time cost for the baseline APA to recompute for the unchanged parts of the program.

7.5 Results for RQ 3

The experimental results presented in the previous subsections were obtained using 4% of program change during incremental APA. To answer RQ 3, we evaluate how the percentage of program change affects the performance of incremental APA. Toward this end, we varied the percentage of program change within the range of 2% – 20% and measured the analysis time. Fig. 9 shows the results of this experiment for computing reaching definitions conducted on the benchmark program named `luindex`.

In this figure, the x -axis represents the percentage of program changes in the range of 0–20%, and the y -axis represents the reduced time (i.e., the percentage of time w.r.t. baseline APA) for updating path expression and updating program facts, respectively. For example, when the size of program change increases from 2% to 20%, the time for updating path expression increases from 0.30% (of the time taken for computing path expression from scratch) to 0.65%. At the same time, the time for updating program facts increases from 2% (of the baseline time) to 15%.

To understand the reason why the time changes in the way shown by Fig. 9, we also measured the percentage of updated nodes in the path expression tree T and the percentage of nodes whose associated facts are also updated. Recall that, for the running example in Fig. 5, these updated nodes and facts are highlighted in red color; our hypothesis is that, when the program change is

Table 3. The breakdown of analysis time taken by our method and baseline (non-incremental) APA.

Reaching Definitions									
Program	Incremental APA (ms)			Baseline APA (ms)			Ratio (%)		
	tree	fact	total	tree	fact	total	tree	fact	total
antlr	0.795	6.127	6.921	199.513	120.456	319.969	0.40	5.09	2.16
luindex	0.238	0.921	1.159	60.083	24.659	84.743	0.40	3.73	1.37
avroa	0.071	0.151	0.222	5.201	2.533	7.734	1.36	5.96	2.87
jython	1.908	12.269	14.177	2,711.405	246.055	2,957.460	0.07	4.99	0.48
fop	0.136	0.809	0.945	10.837	32.877	43.714	1.25	2.46	2.16
lusearch	0.265	1.773	2.039	80.701	39.260	119.962	0.33	4.52	1.70
pmd	1.576	7.634	9.211	2,727.554	247.165	2,974.718	0.06	3.09	0.31
xalan	0.060	0.214	0.274	2.252	8.141	10.392	2.65	2.63	2.64
chart	0.193	1.385	1.578	95.976	66.667	162.644	0.20	2.08	0.97
hsqldb	0.032	0.106	0.138	0.599	8.151	8.750	5.34	1.30	1.58
bloat	0.330	3.271	3.601	151.456	74.612	226.068	0.22	4.38	1.59
eclipse	0.135	0.689	0.824	24.106	17.915	42.021	0.56	3.85	1.96
sunflow	0.171	2.517	2.688	23.896	40.027	63.922	0.72	6.29	4.21
Total	5.910	37.866	43.777	6,093.579	928.517	7,022.096	0.10	4.08	0.62

Use of Possibly-uninitialized Variables									
Program	Incremental APA (ms)			Baseline APA (ms)			Ratio (%)		
	tree	fact	total	tree	fact	total	tree	fact	total
antlr	0.734	4.011	4.745	200.143	88.135	288.278	0.37	4.55	1.65
luindex	0.220	0.574	0.794	62.547	20.235	82.782	0.35	2.84	0.96
avroa	0.060	0.147	0.208	4.872	2.080	6.952	1.24	7.08	2.99
jython	1.716	8.511	10.228	2,718.280	189.414	2,907.694	0.06	4.49	0.35
fop	0.105	0.457	0.562	11.099	20.750	31.848	0.95	2.20	1.76
lusearch	0.250	1.069	1.320	80.823	30.113	110.936	0.31	3.55	1.19
pmd	0.967	3.371	4.338	2,623.012	57.665	2,680.677	0.04	5.85	0.16
xalan	0.051	0.110	0.161	2.485	11.784	14.269	2.04	0.94	1.13
chart	0.164	0.915	1.080	97.342	48.587	145.929	0.17	1.88	0.74
hsqldb	0.027	0.045	0.072	0.583	10.668	11.251	4.62	0.43	0.64
bloat	0.246	1.580	1.827	153.182	51.443	204.626	0.16	3.07	0.89
eclipse	0.122	0.381	0.504	24.207	13.841	38.048	0.51	2.75	1.32
sunflow	0.162	1.923	2.086	24.052	24.979	49.031	0.68	7.70	4.25
Total	4.827	23.097	27.924	6,002.627	569.694	6,572.321	0.08	4.05	0.42

Constant-time Execution									
Program	Incremental APA (ms)			Baseline APA (ms)			Ratio (%)		
	tree	fact	total	tree	fact	total	tree	fact	total
antlr	1.057	0.070	1.128	293.041	2,169.711	2,462.752	0.36	0.00	0.05
luindex	0.304	0.017	0.321	88.838	1,714.354	1,803.192	0.34	0.00	0.02
avroa	0.104	0.007	0.111	11.480	315.673	327.153	0.91	0.00	0.03
jython	2.929	0.161	3.089	3,789.976	18,433.352	22,223.328	0.08	0.00	0.01
fop	0.169	0.026	0.195	16.204	34.756	50.960	1.04	0.07	0.38
lusearch	0.365	0.021	0.386	129.647	362.232	491.880	0.28	0.01	0.08
pmd	1.754	0.131	1.885	3,730.134	1,564.484	5,294.618	0.05	0.01	0.04
xalan	0.070	0.004	0.074	3.136	1,281.976	1,285.112	2.24	0.00	0.01
chart	0.300	0.016	0.317	161.927	3,861.086	4,023.013	0.19	0.00	0.01
hsqldb	0.076	0.001	0.078	0.911	1,441.709	1,442.620	8.38	0.00	0.01
bloat	0.349	0.025	0.373	224.864	120.896	345.759	0.16	0.02	0.11
eclipse	0.180	0.013	0.193	60.170	150.701	210.871	0.30	0.01	0.09
sunflow	0.233	0.018	0.252	74.617	507.074	581.690	0.31	0.00	0.04
Total	7.891	0.510	8.402	8,584.943	31,958.004	40,542.948	0.09	0.00	0.02

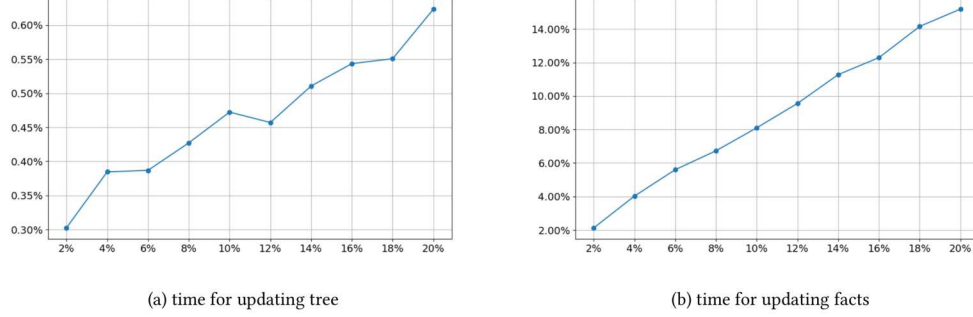


Fig. 9. Reaching definitions for the program luindex: analysis time of incremental APA where x -axis is the size of program change (0–20%) and y -axis is the reduced time (percentage w.r.t. baseline APA time).

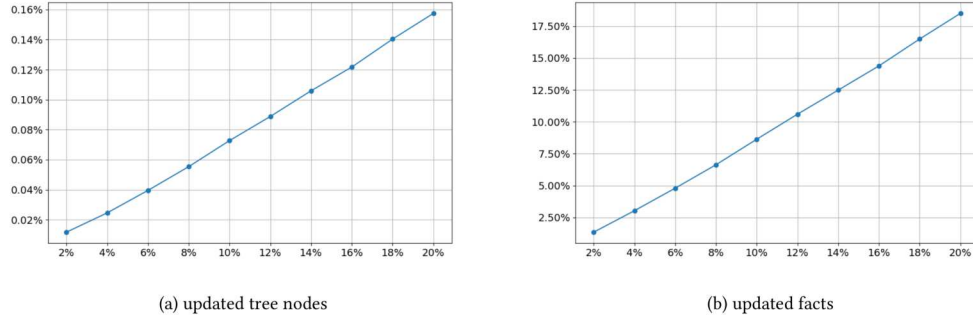


Fig. 10. Reaching definitions for the program luindex: updated nodes in path expression and facts by incremental APA, where x -axis is the size of program change (0–20%) and y -axis is the updated tree nodes and program facts (percentage w.r.t. baseline APA).

small, the updated tree nodes and facts are also small, and they are the reasons why our method for incremental APA can have a significant reduction in analysis time. The results of this experiment, shown in Fig. 10, confirm our hypothesis. When the size of program change increases from 2% to 20%, the percentage of updated nodes in the path expression increases from 0.02% to 0.16%, and the percentage of updated program facts increases from 1.25% to 18%.

The reason why we keep the program changes below 20% is because the goal is to conduct APA incrementally in response to small and frequent changes. Above 20%, the changes are no longer small. That said, out of curiosity, we have conducted experiments with the program changes increased to 100%. At 100%, the curves in Fig. 9 would go slightly above 100%, indicating that incremental APA is slower than baseline APA because removing all nodes from the existing APA-tree and then rebuilding the tree from scratch take time. The curves in Fig. 10 reach exactly 100%, indicating that all nodes and facts are recomputed.

8 Related Work

As mentioned earlier, our method is the first method for conducting APA incrementally in response to program changes. While there is a large body of work on APA in the literature, to the best of our knowledge, none of the existing methods leverages the intermediate results computed for a

previous version of the program to speed up APA for the current program. For example, while we experimentally compared with two existing methods (in addition to baseline APA), these existing methods were not designed to solve the same problem targeted by our method.

In particular, the method of Conrado et al. [6] was designed to quickly answer a large number of queries on a fixed version of the program, by amortizing the computational cost only during the first step of APA (which is computing the path expression); they did not mention nor implement the second step (which is interpreting the path expression). Since we reused their tool for experimental comparison, we had to implement the second step for their method, to facilitate a fair comparison with our method and other APA methods.

While we are not aware of any existing work on incremental APA, there is a large body of work on classic (non-incremental) APA. These classic techniques can be traced all the way back to Tarjan’s fast algorithm for computing path expression [28] and his unified framework [29] for solving path problems. Reps et al. [21] were the first to compute path expression in polynomial time, essentially by leveraging Tarjan’s algorithm. For more information about classic and recent techniques on APA, please refer to the tutorial paper by Kincaid et al. [14].

Improving the efficiency of APA is only one of the related research directions. Another research direction is improving the quality of path expression computed from the control flow graph. Recall that path expression guarantees to capture all feasible program paths of interest, but in order to be efficient, it may also capture some infeasible program paths. Generally speaking, the fewer infeasible program paths, the better, since infeasible program paths lead to less accurate analysis result. Cyphert et al. [8] developed a technique for refining a given path expression to improve its quality: by reducing the number of infeasible program paths captured by the path expression, they were able to improve the accuracy of APA.

Besides classic data-flow analyses, APA has been used in a wide range of applications including but not limited to invariant generation [13], termination analysis [37], invariant generation [12], predicate abstraction [22], and more recently, the analysis of probabilistic programs [30, 31]. Among these applications, a particularly interesting line of work is to exploit the inherent compositionality of APA [9, 10]. Being compositional means that the result of analyzing a program can be computed from results of analyzing the individual components in isolation. This is important because compositionality allows APA to scale to large programs and to be easily parallelized.

Beyond APA, the problem of incrementally updating analysis results has been studied in the context of iterative program analysis, e.g., by Ryder [23], Pollock and Soffa [19], and Arzt and Bodden [3]. The declarative program analysis framework [16, 34] that has become popular in recent years [18, 24, 25, 32, 33] can also be viewed as a form of iterative program analysis, for which the fixed-point computation is performed either by BDDs [17] or a Datalog solver [2]. Incremental algorithms have been proposed for these declarative program analysis techniques [26, 27, 35].

9 Conclusion

We have presented a method for incrementally conducting algebraic program analysis in response to changes of the program under analysis. Compared to the baseline APA, our method consists of two new components. The first component is designed to represent the path expression as a tree and to efficiently update the tree in response to program changes. The second component is designed to efficiently update program facts of interest in response to changes of the path expression. Overall, the goal is to reduce the analysis time by leveraging intermediate results that are already computed for the program before changes are made. Our experimental evaluation on 13 real-world Java applications from the DaCapo benchmark suite shows that our method is hundreds to thousands of times faster than the baseline APA and two other existing methods.

Acknowledgments

This research was supported in part by the U.S. National Science Foundation (NSF) under grant CCF-2220345. We thank the anonymous reviewers for their constructive feedback.

References

- [1] 2022. GnuPG Community. Libgcrypt. <https://gnupg.org/software/libgcrypt/index.html>.
- [2] Tony Antoniadis, Konstantinos Triantafyllou, and Yannis Smaragdakis. 2017. Porting DOOP to Soufflé: A tale of Inter-engine Portability for Datalog-based Analyses. In *ACM SIGPLAN International Workshop on State Of the Art in Program Analysis*. ACM, 25–30. <https://doi.org/10.1145/3088515.3088522>
- [3] Steven Arzt and Eric Bodden. 2014. Reviser: Efficiently Updating IDE-/IFDS-based Data-flow Analyses in Response to Incremental Program Changes. In *International Conference on Software Engineering*. ACM, 288–298. <https://doi.org/10.1145/2568225.2568243>
- [4] Thomas Ball, Rupak Majumdar, Todd D. Millstein, and Sriram K. Rajamani. 2001. Automatic Predicate Abstraction of C Programs. In *ACM SIGPLAN Conference on Programming Language Design and Implementation*. ACM, 203–213. <https://doi.org/10.1145/378795.378846>
- [5] S. M. Blackburn, R. Garner, C. Hoffman, A. M. Khan, K. S. McKinley, R. Bentzur, A. Diwan, D. Feinberg, D. Frampton, S. Z. Guyer, M. Hirzel, A. Hosking, M. Jump, H. Lee, J. E. B. Moss, A. Phansalkar, D. Stefanović, T. VanDrunen, D. von Dincklage, and B. Wiedermann. 2006. The DaCapo Benchmarks: Java Benchmarking Development and Analysis. In *ACM SIGPLAN conference on Object-Oriented Programming, Systems, Languages, and Applications*. ACM, 169–190. <https://doi.org/10.1145/1167473.1167488>
- [6] Giovanna Kobus Conrado, Amir Kafshdar Goharshady, Kerim Kochekov, Yun Chen Tsai, and Ahmed Khaled Zaher. 2023. Exploiting the Sparseness of Control-Flow and Call Graphs for Efficient and On-Demand Algebraic Program Analysis. *Proc. ACM Program. Lang.* 7, OOPSLA2 (2023), 1993–2022. <https://doi.org/10.1145/3622868>
- [7] Patrick Cousot and Radhia Cousot. 1977. Abstract Interpretation: A Unified Lattice Model for Static Analysis of Programs by Construction or Approximation of Fixpoints. In *ACM Symposium on Principles of Programming Languages*. ACM, 238–252. <https://doi.org/10.1145/512950.512973>
- [8] John Cyphert, Jason Breck, Zachary Kincaid, and Thomas W. Reps. 2019. Refinement of Path Expressions for Static Analysis. *Proc. ACM Program. Lang.* 3, POPL (2019), 45:1–45:29. <https://doi.org/10.1145/3290358>
- [9] Azadeh Farzan and Zachary Kincaid. 2013. An Algebraic Framework for Compositional Program Analysis. *arXiv preprint arXiv:1310.3481* (2013).
- [10] Azadeh Farzan and Zachary Kincaid. 2015. Compositional Recurrence Analysis. In *International Conference on Formal Methods in Computer-Aided Design*. IEEE, 57–64. <https://doi.org/10.1109/FMCAD.2015.7542253>
- [11] Gary A. Kildall. 1973. A Unified Approach to Global Program Optimization. In *ACM Symposium on Principles of Programming Languages*. ACM, 194–206. <https://doi.org/10.1145/512927.512945>
- [12] Zachary Kincaid. 2018. Numerical Invariants via Abstract Machines. In *Static Analysis - 25th International Symposium, SAS 2018, Freiburg, Germany, August 29-31, 2018, Proceedings*. Springer, 24–42. https://doi.org/10.1007/978-3-319-99725-4_3
- [13] Zachary Kincaid, John Cyphert, Jason Breck, and Thomas W. Reps. 2018. Non-linear Reasoning for Invariant Synthesis. *Proc. ACM Program. Lang.* 2, POPL (2018), 54:1–54:33. <https://doi.org/10.1145/3158142>
- [14] Zachary Kincaid, Thomas W. Reps, and John Cyphert. 2021. Algebraic Program Analysis. In *Computer Aided Verification - 33rd International Conference, CAV 2021, Virtual Event, July 20-23, 2021, Proceedings, Part I (Lecture Notes in Computer Science, Vol. 12759)*. Springer, 46–83. https://doi.org/10.1007/978-3-030-81685-8_3
- [15] Dexter Kozen. 1990. On Kleene Algebras and Closed Semirings. In *Mathematical Foundations of Computer Science*. Springer, 26–47. <https://doi.org/10.1007/BFB0029594>
- [16] Monica S. Lam, John Whaley, V. Benjamin Livshits, Michael C. Martin, Dzintars Avots, Michael Carbin, and Christopher Unkel. 2005. Context-sensitive Program Analysis as Database Queries. In *ACM SIGACT-SIGMOD-SIGART Symposium on Principles of Database Systems*. ACM, 1–12. <https://doi.org/10.1145/1065167.1065169>
- [17] Mayur Naik, Alex Aiken, and John Whaley. 2006. Effective Static Race Detection for Java. In *ACM SIGPLAN Conference on Programming Language Design and Implementation*. ACM, 308–319. <https://doi.org/10.1145/1133981.1134018>
- [18] Brandon Paulsen, Chung-ha Sung, Peter A. H. Peterson, and Chao Wang. 2019. Debreach: Mitigating Compression Side Channels via Static Analysis and Transformation. In *IEEE/ACM International Conference on Automated Software Engineering*. IEEE, 899–911. <https://doi.org/10.1109/ASE.2019.00088>
- [19] Lori L. Pollock and Mary Lou Soffa. 1989. An Incremental Version of Iterative Data Flow Analysis. *IEEE Trans. Software Eng.* 15, 12 (1989), 1537–1549. <https://doi.org/10.1109/32.58766>
- [20] G. Ramalingam and Thomas W. Reps. 1996. On the Computational Complexity of Dynamic Graph Problems. *Theor. Comput. Sci.* 158, 1&2 (1996), 233–277. [https://doi.org/10.1016/0304-3975\(95\)00079-8](https://doi.org/10.1016/0304-3975(95)00079-8)

- [21] Thomas W. Reps, Susan Horwitz, and Shmuel Sagiv. 1995. Precise Interprocedural Dataflow Analysis via Graph Reachability. In *Conference Record of POPL'95: 22nd ACM SIGPLAN-SIGACT Symposium on Principles of Programming Languages, San Francisco, California, USA, January 23-25, 1995*. ACM Press, 49–61. <https://doi.org/10.1145/199448.199462>
- [22] Thomas W. Reps, Emma Turetsky, and Prathmesh Prabhu. 2016. Newtonian Program Analysis via Tensor Product. In *ACM SIGPLAN-SIGACT Symposium on Principles of Programming Languages*. ACM, 663–677. <https://doi.org/10.1145/2837614.2837659>
- [23] Barbara G. Ryder. 1983. Incremental Data Flow Analysis. In *ACM Symposium on Principles of Programming Languages*. ACM, 167–176. <https://doi.org/10.1145/567067.567084>
- [24] Chunggha Sung, Markus Kusano, and Chao Wang. 2017. Modular Verification of Interrupt-driven Software. In *IEEE/ACM International Conference on Automated Software Engineering*. IEEE, 206–216. <https://doi.org/10.1109/ASE.2017.8115634>
- [25] Chunggha Sung, Shuvendu K. Lahiri, Constantin Enea, and Chao Wang. 2018. Datalog-based Scalable Semantic Diffing of Concurrent Programs. In *ACM/IEEE International Conference on Automated Software Engineering*. ACM, 656–666. <https://doi.org/10.1145/3238147.3238211>
- [26] Tamás Szabó, Sebastian Erdweg, and Gábor Bergmann. 2021. Incremental whole-program analysis in Datalog with lattices. In *ACM SIGPLAN International Conference on Programming Language Design and Implementation*. ACM, 1–15. <https://doi.org/10.1145/3453483.3454026>
- [27] Tamás Szabó, Sebastian Erdweg, and Markus Voelter. 2016. Inca: a DSL for the definition of incremental program analyses. In *IEEE/ACM International Conference on Automated Software Engineering*. ACM, 320–331. <https://doi.org/10.1145/2970276.2970298>
- [28] Robert Endre Tarjan. 1981. Fast Algorithms for Solving Path Problems. *J. ACM* 28, 3 (1981), 594–614. <https://doi.org/10.1145/322261.322273>
- [29] Robert Endre Tarjan. 1981. A Unified Approach to Path Problems. *J. ACM* 28, 3 (1981), 577–593. <https://doi.org/10.1145/322261.322272>
- [30] Di Wang, Jan Hoffmann, and Thomas W. Reps. 2018. PMAF: An Algebraic Framework for Static Analysis of Probabilistic Programs. In *ACM SIGPLAN Conference on Programming Language Design and Implementation*. ACM, 513–528. <https://doi.org/10.1145/3192366.3192408>
- [31] Di Wang and Thomas W. Reps. 2024. Newtonian Program Analysis of Probabilistic Programs. *Proc. ACM Program. Lang.* 8, OOPSLA1 (2024), 305–333. <https://doi.org/10.1145/3649822>
- [32] Jingbo Wang, Chunggha Sung, Mukund Raghothaman, and Chao Wang. 2021. Data-Driven Synthesis of Provably Sound Side Channel Analyses. In *IEEE/ACM International Conference on Software Engineering*. IEEE, 810–822. <https://doi.org/10.1109/ICSE43902.2021.00079>
- [33] Jingbo Wang, Chunggha Sung, and Chao Wang. 2019. Mitigating Power Side Channels during Compilation. In *ACM Joint Meeting on European Software Engineering Conference and Symposium on the Foundations of Software Engineering*. ACM, 590–601. <https://doi.org/10.1145/3338906.3338913>
- [34] John Whaley and Monica S. Lam. 2004. Cloning-based Context-sensitive Pointer Alias Analysis using Binary Decision Diagrams. In *ACM SIGPLAN 2004 Conference on Programming Language Design and Implementation*. ACM, 131–144. <https://doi.org/10.1145/996841.996859>
- [35] David Zhao, Pavle Subotic, Mukund Raghothaman, and Bernhard Scholz. 2021. Towards Elastic Incrementalization for Datalog. In *International Symposium on Principles and Practice of Declarative Programming*. ACM, 20:1–20:16. <https://doi.org/10.1145/3479394.3479415>
- [36] Quan Zhou, Sixuan Dang, and Danfeng Zhang. 2024. CtChecker: A Precise, Sound and Efficient Static Analysis for Constant-Time Programming. In *European Conference on Object-Oriented Programming*. 46:1–46:26. <https://doi.org/10.4230/LIPICS.ECOOP.2024.46>
- [37] Shaowei Zhu and Zachary Kincaid. 2021. Termination Analysis without the Tears. In *ACM SIGPLAN International Conference on Programming Language Design and Implementation*. ACM, 1296–1311. <https://doi.org/10.1145/3453483.3454110>

Received 2024-07-11; accepted 2024-11-07