

Visible-light-driven Net-1,2-Hydrogen Atom Transfer of Amidyl Radicals to Access β -Amido Ketone DerivativesReceived 00th January 20xx,
Accepted 00th January 20xx

DOI: 10.1039/x0xx00000x

Yonggang Jiang,^{†1,3} Hui Li,^{†1} Haoqin Tang,^{†1} Qingyue Zhang,⁴ Haitao Yang,¹ Yu Pan,¹ Chenggang Zou,³ Hongbin Zhang,^{1*} Patrick J. Walsh,^{2*} and Xiaodong Yang^{1*}

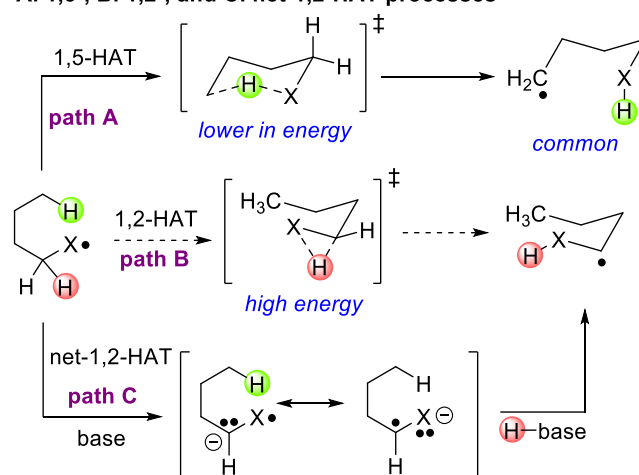
Hydrogen atom transfer (HAT) processes provide an important strategy for selective C–H functionalization. Compared with the popularity of 1,5-HAT processes, however, net-1,2-HAT reactions have been reported less frequently. Herein, we report a unique visible-light-mediated *net*-1,2-HAT of amidyl radicals for the synthesis of β -amido ketone derivatives. Single-electron transfer (SET) to *N*-aryloxy amides generates nitrogen-centered radicals (N^\bullet), which undergo a rare net-1,2-HAT to form the carbon-centered radicals (C^\bullet). The C-centered radicals are then captured by silyl enol ethers on the way to β -amido ketones. A series of β -amido ketone derivatives (33 examples, up to 97% yield) were prepared with good functional group tolerance demonstrating the synthetic utility of this method. Mechanistic studies, including EPR, radical trapping experiments, deuterium labeling and KIE measurements, suggest an intramolecular radical net-1,2-HAT pathway.

Introduction

The selective functionalization of C–H bonds has received tremendous attention over the last few decades with many milestones achieved.^{1–10} Despite significant advances, the C–H activation and chemical elaboration at specific sites of organic compounds is in its infancy and remains a challenge due to the similar reactivity of inequivalent C–H bonds.^{11, 12} Efforts to circumvent the selectivity problem have employed directing groups to steer reactive metal catalysts to specific C–H bonds, engendering selectivity.^{13–19} A classic strategy that has recently witnessed a renaissance is the generation of reactive O- and N-centered radicals that undergo energetically favorable 1,5-hydrogen atom transfer (1,5-HAT) reactions (Scheme 1, path A).^{20–27} The resulting translocated radicals can be readily functionalized through formation of C–C, C–N, C–O and C–S bonds, adding great synthetic value to this approach.^{28–39}

The fidelity of the 1,5-HAT reaction stems from its low energy 6-membered ring transition state compared to HAT from other positions.⁴⁰ Recent reports, however, hint that the facile intramolecular 1,5-HAT process can be energetically undercut by an apparent 1,2-HAT under certain conditions.^{41–48} These results were quite surprising, given that the classical 1,2-HAT proceeds through a strained, high energy 3-membered transition state (Scheme 1, path B). Thus, alternative mechanistic hypotheses were necessary to explain the observed reactivity,⁴⁹ on which the foundation of a general 1,2-HAT methods can be built (Scheme 1, path C).

A. 1,5-, B. 1,2-, and C. net-1,2-HAT processes



Scheme 1 Reactions of Heteroatom-Centered Radicals. Path A) the dominant course of heteroatom centered radicals, the 1,5-HAT. Path B) the unfavorable 1,2-HAT. Path C) an alternative reaction pathway, the base mediated net-1,2-HAT.

[†]Key Laboratory of Medicinal Chemistry for Natural Resource, Ministry of Education; Yunnan Key Laboratory of Research and Development for Natural Products; School of Pharmacy, Yunnan University, Kunming 650500 (P. R. China). E-mail: xdyang@ynu.edu.cn; zhanghb@ynu.edu.cn

²Roy and Diana Vagelos Laboratories, Penn/Merck Laboratory for High-Throughput Experimentation, Department of Chemistry, University of Pennsylvania, Philadelphia, Pennsylvania 19104, United States. E-mail: pwalsh@sas.upenn.edu

³State key Laboratory for Conservation and Utilization of Bio-Resources in Yunnan, School of Life Sciences, Yunnan University, Kunming 650500 (P. R. China)

⁴Department of Chemical and Environmental Engineering, Faculty of Science and Engineering, University of Nottingham Ningbo China, Ningbo 315100 (P. R. China)

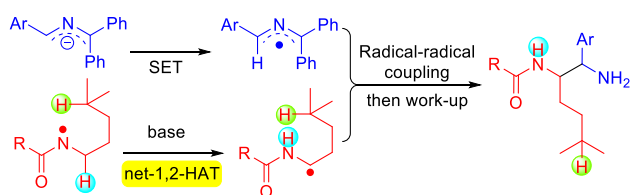
[†]Electronic supplementary information (ESI) available. CCDC 2353955. For ESI and crystallographic data in CIF or other electronic format See DOI: 10.1039/x0xx00000x

[‡]These authors contributed equally to this work.

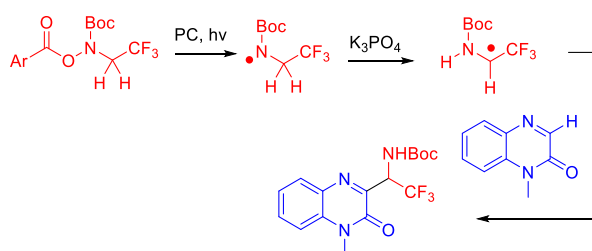
Our entry into this area arose from our generation of radicals using the organic super electron donor (SEDs) 2-azaallyl anions.^{50–53} 2-Azaallyl anions are strong reductants,⁵⁴ and upon donation of an electron they form stabilized 2-azaallyl radicals⁵⁵ that participate in a variety of radical-radical coupling reactions to form C–C and C–X coupled products.^{56–65} Of note, we found that 2-azaallyl anions react with *N*-aryloxy amides to afford amidyl radicals ($N\cdot$).^{66, 67} Interestingly, the amidyl radical did not undergo the expected 1,5-HAT but instead underwent a base-promoted deprotonation/reprotonation leading to net-1,2-HAT. This isomerization converts the *N*-centered radicals into α -amino C-centered radicals (Scheme 2a).⁶⁶ Radical-radical coupling then furnished diamine derivatives. This mechanism was supported experimentally and computationally.

Shortly after our publication, Chen and Wang observed a similar base-promoted net-1,2-HAT of an amidyl radical under photoredox catalysis conditions (Scheme 2b).⁶⁸ Their mechanism was also supported by DFT calculations. They further developed the net-1,2-HAT with this Boc-protected substrate with capture by trifluoromethyl-substituted alkenes.⁶⁹ They focused on the *N*-trifluoroethylamide substrates to synthesize α -trifluoromethylamine and *N*-trifluoroethylamine derivatives. Along these lines, the Bassett group recently developed a photoredox catalyzed trifluoromethylthiolation of amides. They proposed proton-coupled electron transfer (PCET) from an amide N–H to generate an *N*-centered radical. This amidyl radical was envisioned to undergo a 1,2-HAT to form an α -amino C-centered radical that underwent thiolation with in situ generated $CF_3S\cdot$ – SCF_3 to furnish trifluoromethylthiolated amides (Scheme 2c).⁷⁰

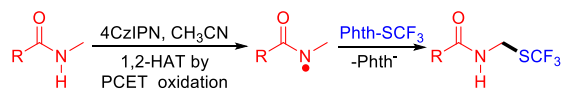
a. Our previous work: Base-assisted 1,2-HAT of amidyl radicals



b. Wang, Chen and coworkers: Base-assisted 1,2-HAT

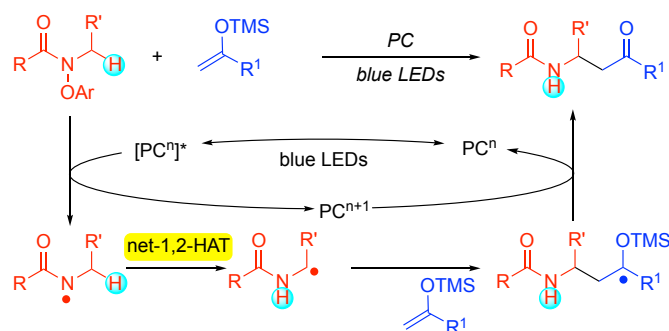


c. Bassett and coworkers



Scheme 2 Reaction Development. (a) Base-assisted 1,2-HAT of amidyl radicals. (b) Visible-light-mediated base-assisted 1,2-HAT. (c) Proton-coupled electron transfer (PCET) followed by 1,2-HAT.

Inspired by the high synthetic value and predominance of the 1,5-HAT as a method to selectively functionalize C–H bonds,^{71–74} the goal of the current study is to evaluate the generality of the base-mediated net-1,2-HAT with the aim of establishing it as a viable synthetic strategy to perform chemoselective C–H functionalizations located next to the amino group of amides. Using photoredox catalysis and *N*-aryloxy amides, we envisioned generation of amidyl radicals (Scheme 3). We anticipated that the amidyl radicals could be deprotonated by the aryloxy to reveal α -amino C-centered radicals. We hypothesized that the generated α -amino radicals could be captured by radical acceptors for the construction of new C–C bonds.^{75–80} For the trapping of the formed radicals, we chose silyl enol ethers because they are known to readily react with radicals to form ketones.^{81–83} Herein we describe the fruition of this plan. This study represents another step toward demonstrating the potential utility of the base-mediated net-1,2-HAT as a synthetic tool for mild and selective C–H functionalizations.



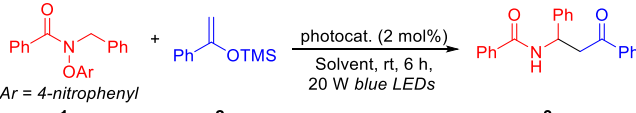
Scheme 3 This work. Net-1,2-Hydrogen Atom Transfer (HAT) of Amidyl Radicals.

Results and Discussion

We initiated this study by using *N*-benzyl *N*-aryloxy amide **1a** and phenylmethylsilyl ether **2a** as model reactants. We initially used 2 mol% *fac*-Ir(ppy)₃ as the photoredox catalyst to investigate the effect of solvents (DMF, DMSO, CH₃CN, DCM, DCE, THF, PhCl, PhCF₃, EtOH, Table 1, entries 1–9). Among the solvents tested, reactions in DMSO showed the best conversions to the coupled product **3aa** (68% assay yield, AY, as determined by ¹H NMR integration against an internal standard, Table 1, entry 2). Given that the generation of amidyl radicals requires a strong reductant (**1a**, *E*_{1/2} = –0.935 V vs. SCE in DMSO, see ESI for details),^{71, 84} we evaluated appropriate photoredox catalysts. Switching photoredox catalysts to 4CzIPN, [Ir(dtbbpy)(ppy)₂](PF₆), [Ir(ppy)₂(bpy)]PF₆, and Eosin Y, however, led to lower AY (entries 10–13). Based on the results, *fac*-Ir(ppy)₃ was chosen for continued optimization. Considering that some of the *N*-aryloxy amide **1a** was reduced to the amide **1a'** and aryloxy (Table S6, see ESI for details),^{85, 86} we next examined the **1a** : **2a** ratio. We were pleased to find that raising the ratio of **1a** and **2a** from 1 : 1.5 to 1.5 : 1 under otherwise identical conditions resulted in 94% AY and 90% isolated yield of the amido ketone (entry 14). Furthermore, varying the concentration from 0.1 to 0.2 or 0.05 M, led to a reduction in the AY to 86% or 77% (entries 15 and 16). Control experiments

showed that the photoredox catalyst and light irradiation were both necessary for the success of this transformation (entries 17 and 18).

Table 1 Optimization of coupling of amide **1a** and silyl enol ether **2a**^{a,b}



Entry	Solvent	Photocatalyst	Conc. [M]	Assay yield (%)
1	DMF	<i>fac</i> -Ir(ppy) ₃	0.1	40
2	DMSO	<i>fac</i> -Ir(ppy) ₃	0.1	68
3	CH ₃ CN	<i>fac</i> -Ir(ppy) ₃	0.1	27
4	DCM	<i>fac</i> -Ir(ppy) ₃	0.1	0
5	DCE	<i>fac</i> -Ir(ppy) ₃	0.1	12
6	THF	<i>fac</i> -Ir(ppy) ₃	0.1	18
7	PhCl	<i>fac</i> -Ir(ppy) ₃	0.1	20
8	PhCF ₃	<i>fac</i> -Ir(ppy) ₃	0.1	trace
9	EtOH	<i>fac</i> -Ir(ppy) ₃	0.1	0
10	DMSO	4CzIPN	0.1	13
11	DMSO	[Ir(dtbbpy)(ppy) ₂][PF ₆]	0.1	31
12	DMSO	[Ir(ppy) ₂ (bpy)][PF ₆]	0.1	26
13	DMSO	Eosin Y	0.1	18
14 ^c	DMSO	<i>fac</i> -Ir(ppy) ₃	0.1	94 (90) ^d
15 ^c	DMSO	<i>fac</i> -Ir(ppy) ₃	0.2	86
16 ^c	DMSO	<i>fac</i> -Ir(ppy) ₃	0.05	77
17 ^c	DMSO	-	0.1	0
18 ^e	DMSO	<i>fac</i> -Ir(ppy) ₃	0.1	0

^a Reaction conditions: **1a** (0.1 mmol, 1.0 equiv), **2a** (0.15 mmol, 1.5 equiv), PC (2 mol%), rt, 6 h. ^b Assay yields determined by ¹H NMR spectroscopy of the crude reaction mixtures using CH₂Br₂ as an internal standard. ^c 1.5 : 1 ratio of **1a** to **2a**. ^d Isolated yield after chromatographic purification. ^e Without blue LED.

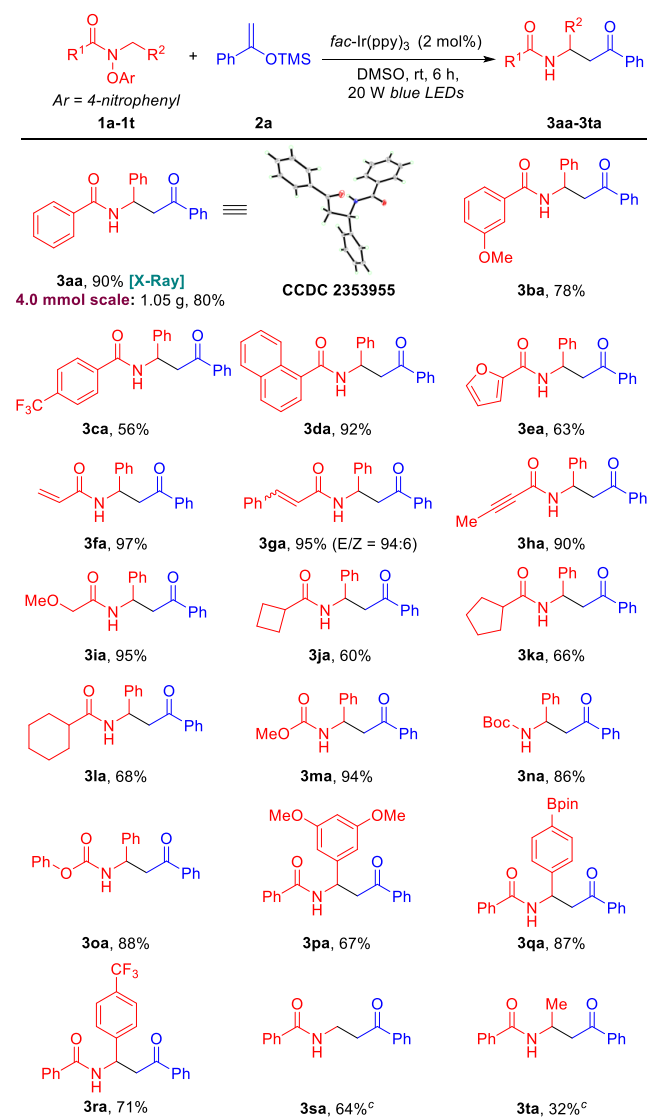
With the optimized conditions in hand (Table 1, entry 14), we initiated exploration of the scope of amides **1**. As shown in Table 2, in general, amides bearing various substituted aryl, alkyl and alkoxy groups delivered products in moderate to excellent yields under the optimized conditions. Aryl-substituted amides with electron-withdrawing 3-OMe (**1b**) or 4-CF₃ (**1c**), reacted with silyl enol ether **2a** to furnish coupling products **3ba** and **3ca** in 78 and 56% yields, respectively. Sterically hindered 1-naphthyl-substituted amide **1d** provided coupling product **3da** in 92% yield. Notably, a medically relevant heterocyclic amide possessing a 2-furyl group (**1e**) delivered coupling product **3ea** in 63% yield. It is noteworthy that amides bearing alkenes (vinyl **1f**; *E*-styryl **1g**) and alkyne (**1h**) were also successfully converted to the desired C(sp³)-C(sp³) cross-coupling products (**3fa**–**3ha**) in 97, 95, and 90% yields, respectively. These results suggest that the intermolecular coupling with the silyl enol ether are faster than intramolecular cyclization onto the unsaturated moiety of the substrate. The alkyl ether (**1i**) was an excellent substrate, providing the desired coupled product in 95% yield. Furthermore, alkyl-substituted amides bearing cyclobutyl (**1j**), cyclopentyl (**1k**), and cyclohexyl (**1l**) groups were also suitable coupling partners, offering products **3ja**, **3ka** and **3la** in 60–68% yields. We were pleased to find that carbamates bearing methyl (**1m**), *t*-butyl (**1n**) and benzyl (**1o**), performed well, furnishing the

desired products **3ma**, **3na** and **3oa** in 94, 86 and 88% yields, respectively.

Different *N*-benzyl groups were briefly surveyed. For example, *N*-benzyl groups bearing 3,5-di-OMe (**1p**), 4-Bpin (**1q**) and 4-CF₃ (**1r**) were determined to be competent coupling partners, leading to the expected products **3pa**, **3qa** and **3ra** in 67, 87 and 71% yields, respectively. Meanwhile, the scope of amide substrates could be expanded by switching *N*-benzyl amides to *N*-alkyl amides. Interestingly, the addition of base (NaHCO₃) was necessary when using *N*-alkyl amides for coupling reactions, likely due to the decreased acidity of the amidyl radical's α-C–H bonds. In the absence of NaHCO₃, products derived from nitrogen radical addition to the silyl enol ether were obtained (see ESI for details).^{87–89} Under the NaHCO₃ modified, conditions *N*-methyl (**1s**) and *N*-ethyl (**1t**) amides gave the corresponding products **3sa** and **3ta** in 64 and 32% yields, respectively. Unfortunately, the net-1,2-HAT reaction did not occur when an amide derived from phenethyl amine was employed, which would form a secondary α-amino radical, probably due to the steric hindrance to the deprotonation of the amidyl radical.

Finally, a gram-scale synthesis was conducted to demonstrate the utility and scalability of this coupling process. Using *N*-benzyl amide **1a** with the silyl enol ether **2a** under the standard conditions provided 1.05 g of **3aa** in 80% yield. The structure of **3aa** was confirmed by X-ray crystallography (CCDC 2353955).

Table 2 Scope of amides **1**^{a,b}

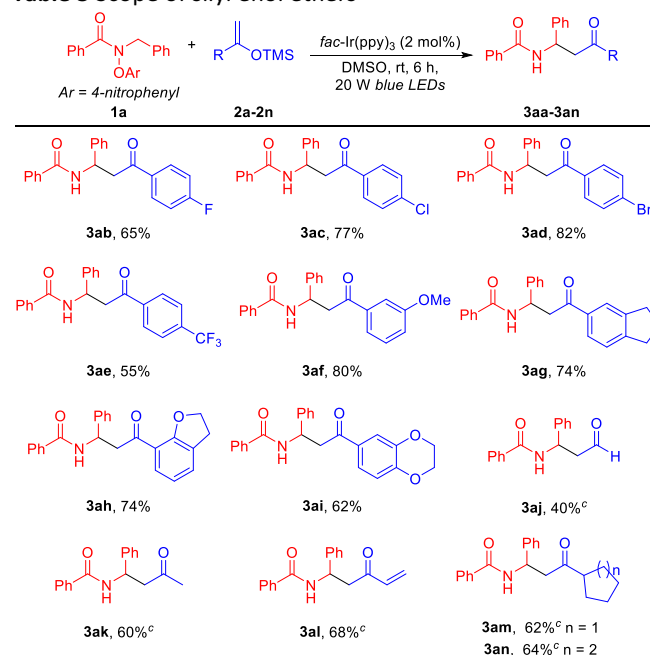


^a Reactions were conducted on a 0.2 mmol scale using 1.5 equiv (**1a-1t**), 1.0 equiv **2a**, and $fac-Ir(ppy)_3$ (2 mol%) at 0.1 M. ^b Isolated yields after chromatographic purification. ^c $NaHCO_3$ added (4.5 equiv.)

Encouraged by the results with various amides, we evaluated the scope of substituted silyl enol ethers (**2**), which were readily synthesized from the corresponding ketones.⁹⁰ As shown in Table 3, we selected amide **1a** as the coupling partner. A wide range of silyl enol ethers bearing various groups was compatible with the standard conditions, generating the β -amido ketone products in moderate to good yields (40–82%). For instance, aryl-substituted silyl enol ethers with electronegative or electron-withdrawing groups, such as 4-F (**2b**), 4-Cl (**2c**), 4-Br (**2d**), 4- CF_3 (**2e**) and 3-OMe (**2f**), or electron-donating groups, such as dihydropyridene (**2g**), 2,3-dihydrofuran (**2h**), and 1,4-dioxane (**2i**) reacted with *N*-benzyl amide **1a** to furnish coupling products **3ab-3ai** in 55–82% yields, respectively. Interestingly, use of silyl enol ethers derived from aldehydes (**2j**), such as acetaldehyde, from aliphatic ketones (**2k**), such as acetone, and from methyl acrylate (**2l**) were viable reaction partners. These substrates gave the net-1,2-HAT coupling products **3aj**, **3ak** and **3al** in 40, 60 and 68% yields, respectively. Finally, alkyl-

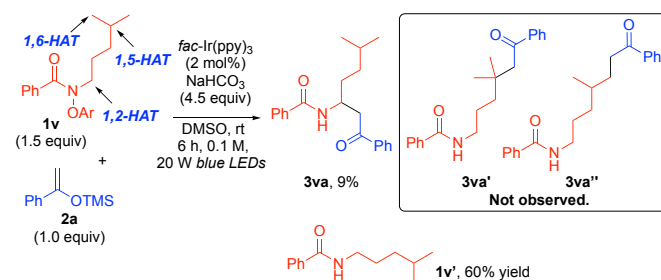
substituted silyl enol ethers bearing cyclopentyl (**1m**), and cyclohexyl (**1n**) groups were also suitable partners, affording the coupling products **3am** and **3an** in 62 and 64% yields.

Table 3 Scope of silyl enol ethers ^{a,b}



^a Reactions were conducted on a 0.2 mmol scale using 1.5 equiv **1a**, 1.0 equiv (**2a-2n**), and $fac-Ir(ppy)_3$ (2 mol%) at 0.1 M. ^b Isolated yields after chromatographic purification. ^c $fac-Ir(ppy)_3$ (10% mmol).

Next, we used amide **1v** with hydrogen atoms positioned at the 1,2-, 1,5- and 1,6-positions relative to the amide nitrogen to explore the HAT site-selectivity under the reaction conditions. As shown in Scheme 4, treatment of **1v** with $NaHCO_3$ (4.5 equiv) under standard conditions gave the net-1,2-HAT product **3va** in 9% yield, and no 1,5- or 1,6-HAT coupling product **3va'** or **3va''** was detected. Most amide **1v** was converted to the reduced product **1v'** in 60% yield (see ESI for details).

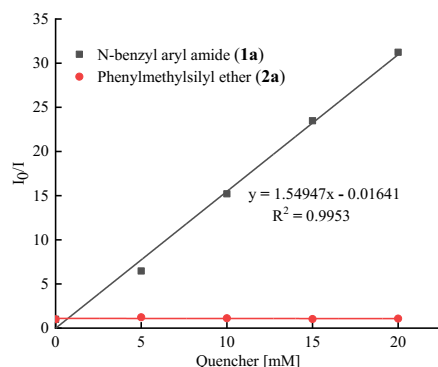


Scheme 4 Site-selectivity studies. Net-1,2-HAT vs. 1,5- and 1,6-HAT.

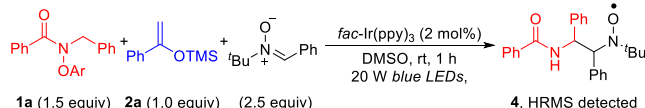
To explore the reaction mechanism, a series of experiments were conducted. First, Stern–Volmer quenching studies suggested that amide **1a** quenches the excited state of $^*Ir^{III}(ppy)_3$ more efficiently than silyl enol ether **2a** (Scheme 5a, see ESI for details). To probe for the presence of radical species, EPR experiments employing phenyl *N*-*t*-butylnitron (PBN) as

the radical spin trap were conducted under the standard conditions. Thus, treatment of *N*-benzyl aryl amide **1a** with silyl enol ether **2a** in the presence of PBN resulted in the generation of a PBN-trapped carbon-centered radical, as detected by EPR spectroscopy (Scheme 5b and 5c). The generated EPR signals ($g = 1.9995$, $A_N = 14.7$ G, $A_H = 3.3$ G) are in agreement with previously reported literature for trapping C-centered radicals.^{91, 92} The cationic intermediate originating from radical **4** can be detected in the reaction mixtures by high-resolution mass spectroscopy (HRMS calculated for $C_{25}H_{27}N_2O_2^+$ 387.2067, found 387.2068 [M]⁺).

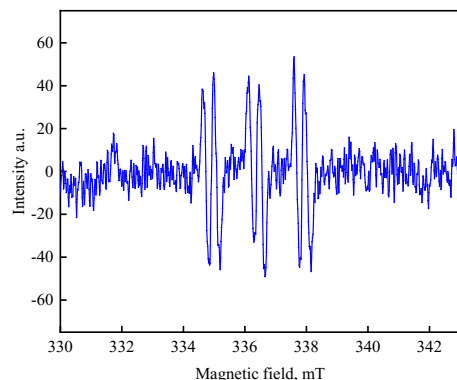
a. Stern-Volmer quenching studies *fac*-Ir(ppy)₃ of with **1a** and **2a**



b. EPR experiment



c. EPR spectrum



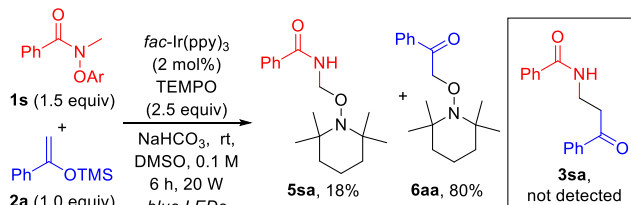
Scheme 5 Mechanistic studies. (a) Stern–Volmer fluorescence quenching experiments. (b) The PBN-trapped carbon-centered radical. (c) EPR spectrum of the PBN-trapped radical assigned as **4**.

Experiments with the addition of 2.5 equiv of radical scavenger 2,2,6,6-tetramethylpiperidine-1-oxyl (TEMPO) were conducted under otherwise standard conditions. The coupling product **3sa** was not detected, despite **1s** being consumed and converted to the amide PhCONHMe. The TEMPO trapping products **5sa** and **6aa** were isolated in 18% and 80% yields, respectively (Scheme 6a). Compound **5sa** is the product from trapping the C-centered α -amino radical formed from the net-

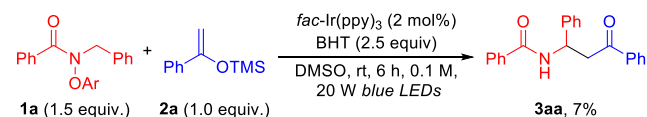
1,2-HAT pathway. **6aa** has previously been observed in other photoredox reactions with enol silanes when radical trapping experiments were performed with TEMPO.^{93, 94} In our case, it is likely the aryloxide byproduct binds to the Si of the TMS group of the silyl enol ether and generates an enolate. The enolate is oxidized by the Ir^{IV} photoredox catalyst to furnish the α -carbonyl radical that is trapped by TEMPO (see Figure S11 for a proposed mechanism).

Meanwhile, the addition of butylated hydroxytoluene (BHT) inhibited the reaction and resulted in a low yield of **3aa** (7%) (Scheme 6b). It is also conceivable that the reaction could proceed by formation of the amidyl radical with oxidation to the imine **1a''** by the photoredox catalyst (Ir^{IV}(ppy)₃)⁺, which could then react with the silyl enol ether via a Mannich type reaction to afford the observed product. Thus, *N*-benzoyl-benzaldimine **1a''** was prepared and reacted with silyl ether **2a** under standard conditions (Scheme 6c, see ESI for details). The coupling product **3aa**, however, was not detected, which suggested that such a pathway was not operative. These results lead us to favor a radical pathway, as outlined in Scheme 3.

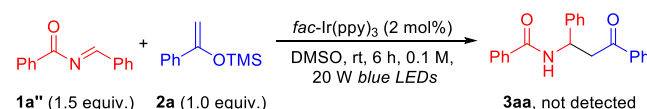
a. Radical trapping experiment with TEMPO



b. Radical inhibitor experiment with BHT



c. Control experiment with imine **1a''**



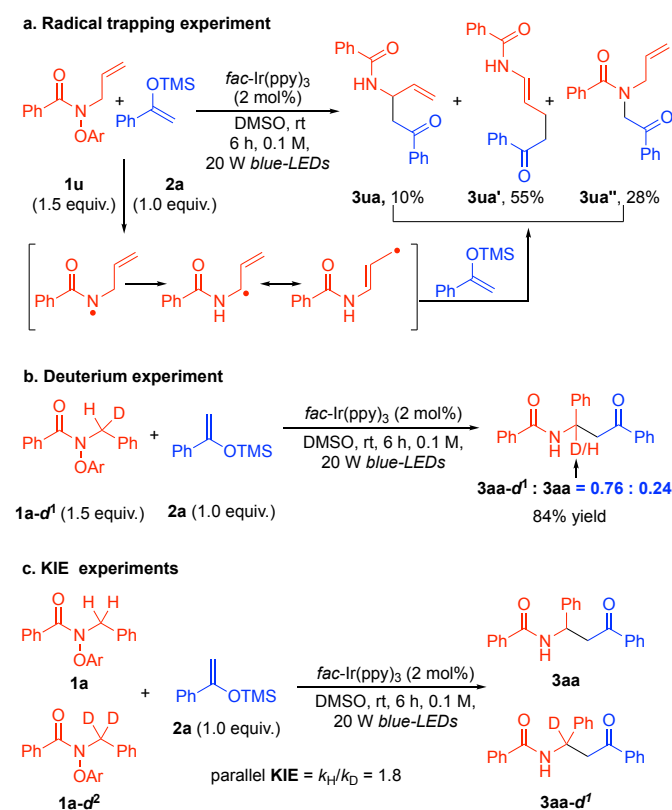
Scheme 6 Mechanistic experiments. (a) Radical trapping experiment with TEMPO. (b) Radical inhibitor experiment with BHT. (c) Control experiment with imine **1a''**.

Additional experiments were performed to probe the formation of the proposed α -amidyl radical. *N*-Allyl-substituted amide **1u** was prepared and reacted with **2a** under standard conditions (Scheme 7a). The net-1,2-HAT coupling product **3ua** was obtained, but only in 10% yield. The more thermodynamically favored product **3ua'** was afforded in 55% yield. Interestingly, the direct coupling of the nitrogen center radical with the silyl enol ether to give **3ua''** formed in 28% yield.⁸⁹ These results trace the intermediates in this process from the *N*-centered radical to the resonance stabilized C-centered radical and coupling products.

Next, a deuterium-substituted amide **1a-d¹** with D: H=1.0:1.0 at the amide nitrogen α -position was prepared (Scheme 7b, see ESI for details). Subjecting labeled amide **1a-d¹** and enol silane **2a** to the standard conditions delivered the coupling products **3aa-d¹** and **3aa**

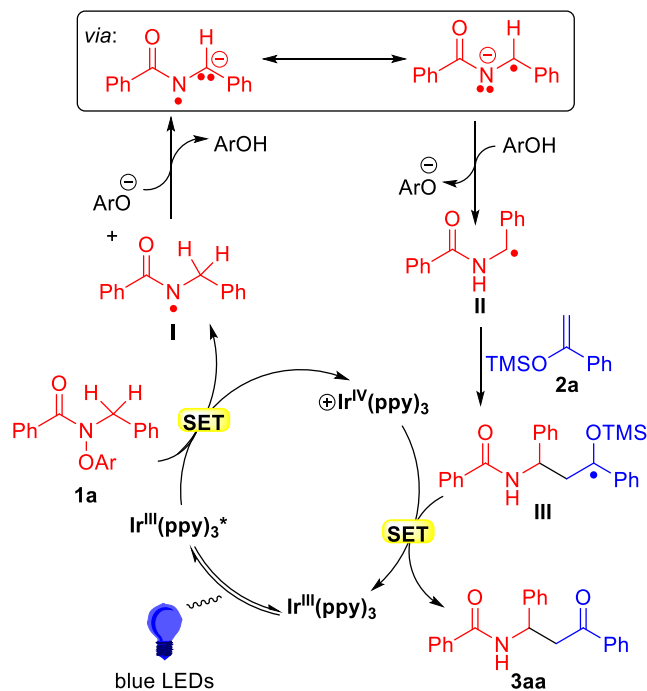
in 84% yield with **3aa-d¹**: **3aa** = 0.76 : 0.24 ($k_H/k_D = 3.2$, Scheme 7b). The different rates of C–H and C–D isotopes is consistent with deprotonation. Furthermore, the parallel kinetic isotope effect (KIE) was measured, giving KIE $k_H/k_D = 1.8$, which indicates that the deprotonation of the amidyl radical may be the rate-determining step (Scheme 7c, see ESI for details). It is interesting to compare this result to parallel KIEs measured in 1,5-HAT of amidyl radicals, which show values of 1.6–2.6.^{95–98}

Finally, the dehydrogenative coupling of **1a** was chosen for kinetic studies. Initial rate experiments disclosed that the reaction was zero-order in silyl enol ether, first-order in amide and saturation behavior in $[fac-Ir(ppy)_3]$ (first-order at $0 < [fac-Ir(ppy)_3] < 2$ mol% and zero-order at $[fac-Ir(ppy)_3] > 2$ mol%).^{99–102} (see SI for full Initial-rate kinetic



Scheme 7 Mechanistic experiments. (a) Radical trapping experiment with the *N*-allyl amide **1u**. (b) Intramolecular deuterium isotope effect experiment. c. Parallel KIE experiments.

According to the above mechanistic investigations and relevant literature,⁶⁶ a plausible mechanism for the formation of amido ketones was proposed. As outlined in Scheme 8, the catalytic cycle was envisioned to start with the light absorption by the photoredox catalyst $Ir^{III}(ppy)_3$ to its excited state $Ir^{III}(ppy)_3^*$. Oxidative quenching of $Ir^{III}(ppy)_3^*$ via reduction of *N*-benzyl aryl amide **1a** would generate the *N*-centered radical **I**, which undergoes base-assisted-1,2-HAT to produce α -amino C-centered radical **II**.⁶⁶ At this stage, radical **II** is envisioned to add to the silyl enol ether **2a** to generate α -oxygen radical **III**, which undergoes SET and desilylation to furnish product **3aa** while simultaneously regenerating the catalyst $Ir^{III}(ppy)_3$.



Scheme 8 Proposed mechanism.

Conclusions

In summary, we have developed a unique visible-light-driven SET to form amidyl radicals. The electron deficient amidyl radical acidifies the neighboring C–H bonds such that the relatively weak base, ArO^- , can deprotonate the *N*- α -C–H to trigger a net-1,2-HAT. The resulting C-centered radical adds to the silyl enol ether to form a C–C bond toward the generation of β -amido ketone derivatives. This method is complementary to Shang, Fu and co-workers' use of redox active esters to generate α -amino amide radicals.¹⁰³ A variety of functionalized amides are suitable for this transformation, and a range of aromatic or aliphatic silyl enol ethers were used as radical acceptors. A gram-scale synthesis exhibits the potential synthetic utility of this approach. A series of mechanistic and EPR experiments demonstrate an intramolecular radical net-1,2-HAT pathway. Notably, this method establishes a new synthetic strategy for the preparation of β -amido ketones under mild conditions. Further investigation of net-1,2-HAT processes with amidyl radicals is underway in our laboratory.

Data availability

All experimental data, procedures for data analysis, and pertinent data sets are provided in the ESI.†

Author contributions

X. Y., Y. J. and P. J. W. conceived of the project. X. Y., H. Z. and C. Z. designed the experiments. Y. J., H. L., H. T., Q. Z., and H. Y. performed the research. X. Y. and P. J. W. wrote the manuscript.

Conflicts of interest

There are no conflicts to declare.

Acknowledgements

This work was supported by grants from the NSFC (22361050), National Key R&D Program of China (2019YFE0109200), Central Government Guides Local Science and Technology Development Fund (202207AA110007), Ling-Jun Scholars Yunnan Province (202005AB160003), Program for Xingdian Talents (Yun-Ling Scholars), Postdoctoral Fellowship Program of CPSF (GZC20232214) and Cai-Yun Postdoctoral Innovation Project (Y.G.J). P. J. W. thanks the US National Science Foundation (CHE-2154593) for financial support. The authors thank Prof. Chengfeng Xia for help with the EPR experiments.

Notes and references

- J. He, M. Wasa, K. S. L. Chan, Q. Shao and J.-Q. Yu, *Chem. Rev.*, 2016, **117**, 8754–8786.
- M. Moselage, J. Li and L. Ackermann, *ACS Catal.*, 2015, **6**, 498–525.
- B. Du, C.-M. Chan, C.-M. Au and W.-Y. Yu, *Acc. Chem. Res.*, 2022, **55**, 2123–2137.
- U. Dutta, S. Maiti, T. Bhattacharya and D. Maiti, *Science*, 2021, **372**, 701.
- N. Y. S. Lam, K. Wu and J. Q. Yu, *Angew. Chem., Int. Ed.*, 2021, **60**, 15767–15790.
- X. Yang, B.-S. Kim, M. Li and P. J. Walsh, *Org. Lett.*, 2016, **18**, 2371–2374.
- J. Zhang, S.-C. Sha, A. Bellomo, N. Trongsiwat, F. Gao, N. C. Tomson and P. J. Walsh, *J. Am. Chem. Soc.*, 2016, **138**, 4260–4266.
- S. Duan, M. Li, X. Ma, W. Chen, L. Li, H. Zhang, X. Yang and P. J. Walsh, *Adv. Synth. Catal.*, 2018, **360**, 4837–4842.
- Z. Liu, M. Li, B. Wang, G. Deng, W. Chen, B.-S. Kim, H. Zhang, X. Yang and P. J. Walsh, *Org. Chem. Front.*, 2018, **5**, 1870–1876.
- X. Tian, X. Li, S. Duan, Y. Du, T. Liu, Y. Fang, W. Chen, H. Zhang, M. Li and X. Yang, *Adv. Synth. Catal.*, 2020, **363**, 1050–1058.
- C. G. Newton, S.-G. Wang, C. C. Oliveira and N. Cramer, *Chem. Rev.*, 2017, **117**, 8908–8976.
- Q. Shao, K. Wu, Z. Zhuang, S. Qian and J.-Q. Yu, *Acc. Chem. Res.*, 2020, **53**, 833–851.
- Y.-H. Li, Y. Ouyang, N. Chekshin and J.-Q. Yu, *ACS Catal.*, 2022, **12**, 10581–10586.
- J. F. Yu, J. J. Li, P. Wang and J. Q. Yu, *Angew. Chem., Int. Ed.*, 2019, **58**, 18141–18145.
- H. Zhao, X. Xu, Z. Luo, L. Cao, B. Li, H. Li, L. Xu, Q. Fan and P. J. Walsh, *Chem. Sci.*, 2019, **10**, 10089–10096.
- S. Rej and N. Chatani, *Angew. Chem., Int. Ed.*, 2019, **58**, 8304–8329.
- B.-F. Shi, T. Zhou, Y.-B. Zhou, J.-Y. Li and P.-F. Qian, *SynOpen*, 2023, **07**, 466–485.
- S. Sunny and R. Karvembu, *Adv. Synth. Catal.*, 2021, **363**, 4309–4331.
- X. Tian, A. Pan, Y. Du, L. Zhang, C. Qin, S. Duan, L. Yang and X. Yang, *Adv. Synth. Catal.*, 2022, **364**, 4421–4426.
- C. Wang, K. Harms and E. Meggers, *Angew. Chem., Int. Ed.*, 2016, **55**, 13495–13498.
- M. D. Kärkäs, *ACS Catal.*, 2017, **7**, 4999–5022.
- J. Davies, S. P. Morcillo, J. J. Douglas and D. Leonori, *Chem. Eur. J.*, 2018, **24**, 12154–12163.
- Z. Li, Q. Wang and J. Zhu, *Angew. Chem., Int. Ed.*, 2018, **57**, 13288–13292.
- D. Nagib, L. Stateman and K. Nakafuku, *Synthesis*, 2018, **50**, 1569–1586.
- X. Bao, Q. Wang and J. Zhu, *Angew. Chem., Int. Ed.*, 2019, **58**, 2139–2143.
- W. Guo, Q. Wang and J. Zhu, *Chem. Soc. Rev.*, 2021, **50**, 7359–7377.
- P. R. D. Murray, J. H. Cox, N. D. Chiappini, C. B. Roos, E. A. McLoughlin, B. G. Hejna, S. T. Nguyen, H. H. Ripberger, J. M. Ganley, E. Tsui, N. Y. Shin, B. Koronkiewicz, G. Qiu and R. R. Knowles, *Chem. Rev.*, 2021, **122**, 2017–2291.
- J. C. K. Chu and T. Rovis, *Nature*, 2016, **539**, 272–275.
- D.-F. Chen, J. C. K. Chu and T. Rovis, *J. Am. Chem. Soc.*, 2017, **139**, 14897–14900.
- H. Chen, L. Guo and S. Yu, *Org. Lett.*, 2018, **20**, 6255–6259.
- H. Chen, W. Fan, X.-A. Yuan and S. Yu, *Nat. Commun.*, 2019, **10**, 4743.
- Z. Liu, H. Xiao, B. Zhang, H. Shen, L. Zhu and C. Li, *Angew. Chem., Int. Ed.*, 2019, **58**, 2510–2513.
- S. M. Thullen, S. M. Treacy and T. Rovis, *J. Am. Chem. Soc.*, 2019, **141**, 14062–14067.
- B. Xu and U. K. Tambar, *ACS Catal.*, 2019, **9**, 4627–4631.
- Z. Zhang, L. M. Stateman and D. A. Nagib, *Chem. Sci.*, 2019, **10**, 1207–1211.
- Z.-H. Zhang, X.-Y. Dong, X.-Y. Du, Q.-S. Gu, Z.-L. Li and X.-Y. Liu, *Nat. Commun.*, 2019, **10**, 5689.
- Q. Guo, Q. Peng, H. Chai, Y. Huo, S. Wang and Z. Xu, *Nat. Commun.*, 2020, **11**, 1463.
- L.-J. Zhong, Z.-Q. Xiong, X.-H. Ouyang, Y. Li, R.-J. Song, Q. Sun, X. Lu and J.-H. Li, *J. Am. Chem. Soc.*, 2021, **144**, 339–348.
- Y. Wang, H. Meng, S. Li and W. Shu, *ACS Catal.*, 2024, **14**, 2402–2408.
- D. Moran, R. Jacob, G. P. F. Wood, M. L. Coote, M. J. Davies, R. A. J. O'Hair, C. J. Easton and L. Radom, *Helv. Chim. Acta*, 2006, **89**, 2254–2272.
- C. Che, Q. Huang, H. Zheng and G. Zhu, *Chem. Sci.*, 2016, **7**, 4134–4139.
- C. Che, Z. Qian, M. Wu, Y. Zhao and G. Zhu, *J. Org. Chem.*, 2018, **83**, 5665–5673.
- Y. Chen, D. Liu and J. Zhang, *Synlett*, 2020, **32**, 356–361.
- J. Zhang, D. Liu, S. Liu, Y. Ge, Y. Lan and Y. Chen, *iScience*, 2020, **23**.
- A. W. Rand, H. Yin, L. Xu, J. Giacoboni, R. Martin-Montero, C. Romano, J. Montgomery and R. Martin, *ACS Catal.*, 2020, **10**, 4671–4676.
- L.-J. Zhong, H.-Y. Wang, X.-H. Ouyang, J.-H. Li and D.-L. An, *Chem. Commun.*, 2020, **56**, 8671–8674.
- W.-J. Yue, C. S. Day and R. Martin, *J. Am. Chem. Soc.*, 2021, **143**, 6395–6400.
- L. Lombardi, A. Cerveri, R. Giovanelli, M. Castiñeira Reis, C. Silva López, G. Bertuzzi and M. Bandini, *Angew. Chem., Int. Ed.*, 2022, **61**, e202211732.
- M. Nechab, S. Mondal and M. P. Bertrand, *Chem. Eur. J.*, 2014, **20**, 16034–16059.
- M. Li, S. Berritt, L. Matuszewski, G. Deng, A. Pascual-Escudero, G. B. Panetti, M. Poznik, X. Yang, J. J. Chruma and P. J. Walsh, *J. Am. Chem. Soc.*, 2017, **139**, 16327–16333.
- M. Li, O. Gutierrez, S. Berritt, A. Pascual-Escudero, A. Yeşilçimen, X. Yang, J. Adrio, G. Huang, E. Nakamaru-Ogiso, M. C. Kozłowski and P. J. Walsh, *Nat. Chem.*, 2017, **9**, 997–1004.
- Z. Liu, M. Li, G. Deng, W. Wei, P. Feng, Q. Zi, T. Li, H. Zhang, X. Yang and P. J. Walsh, *Chem. Sci.*, 2020, **11**, 7619–7625.
- L. Zhang, Z. Liu, X. Tian, Y. Zi, S. Duan, Y. Fang, W. Chen, H. Jing, L. Yang and X. Yang, *Org. Lett.*, 2021, **23**, 1714–1719.

- 54 G. B. Panetti, P. J. Carroll, M. R. Gau, B. C. Manor, E. J. Schelter and P. J. Walsh, *Chem. Sci.*, 2021, **12**, 4405–4410.
- 55 D. Leifert and A. Studer, *Angew. Chem., Int. Ed.*, 2019, **59**, 74–108.
- 56 G. Deng, S. Duan, J. Wang, Z. Chen, T. Liu, W. Chen, H. Zhang, X. Yang and P. J. Walsh, *Nat. Commun.*, 2021, **12**, 3860.
- 57 G. Deng, M. Li, K. Yu, C. Liu, Z. Liu, S. Duan, W. Chen, X. Yang, H. Zhang and P. J. Walsh, *Angew. Chem., Int. Ed.*, 2019, **58**, 2826–2830.
- 58 K. Yu, M. Li, G. Deng, C. Liu, J. Wang, Z. Liu, H. Zhang, X. Yang and P. J. Walsh, *Adv. Synth. Catal.*, 2019, **361**, 4354–4359.
- 59 J. Wang, G. Deng, C. Liu, Z. Chen, K. Yu, W. Chen, H. Zhang and X. Yang, *Adv. Synth. Catal.*, 2020, **362**, 2268–2273.
- 60 S. Duan, G. Deng, Y. Zi, X. Wu, X. Tian, Z. Liu, M. Li, H. Zhang, X. Yang and P. J. Walsh, *Chem. Sci.*, 2021, **12**, 6406–6412.
- 61 S. Duan, Y. Zi, L. Wang, J. Cong, W. Chen, M. Li, H. Zhang, X. Yang and P. J. Walsh, *Chem. Sci.*, 2022, **13**, 3740–3747.
- 62 B. Wang, M. Li, G. Gao, A. Sanz-Vidal, B. Zheng and P. J. Walsh, *J. Org. Chem.*, 2022, **87**, 8099–8103.
- 63 S. Duan, Y. Zi, Y. Du, J. Cong, X. Sun, H. Jing, J. Zhao, W. Chen and X. Yang, *Org. Lett.*, 2023, **25**, 3687–3692.
- 64 G. Deng, Z. Chen, Y. Bai, L. Zhang, D. Xia, S. Duan, W. Chen, H. Zhang, P. J. Walsh and X. Yang, *Org. Lett.*, 2024, **26**, 3855–3860.
- 65 Q. Zi, M. Li, J. Cong, G. Deng, S. Duan, M. Yin, W. Chen, H. Jing, X. Yang and P. J. Walsh, *Org. Lett.*, 2022, **24**, 1786–1790.
- 66 Y. Jiang, D. Liu, M. E. Rotella, G. Deng, Z. Liu, W. Chen, H. Zhang, M. C. Kozłowski, P. J. Walsh and X. Yang, *J. Am. Chem. Soc.*, 2023, **145**, 16045–16057.
- 67 Y. Jiang, D. Liu, L. Zhang, C. Qin, H. Li, H. Yang, P. J. Walsh and X. Yang, *Chem. Sci.*, 2024, **15**, 2205–2210.
- 68 Y. Liu, T. Zhou, L. Xuan, Y. Lin, F. Li, H. Wang, J. Lyu, Q. Yan, H. Zhou, W. Wang and F.-E. Chen, *Org. Lett.*, 2023, **25**, 8693–8699.
- 69 B. Chen, Q. Chen, Y. Liu, J. Chen, X. Zhou, H. Wang, Q. Yan, W. Wang, Z. Cai and F.-E. Chen, *Org. Lett.*, 2023, **25**, 9124–9129.
- 70 F. Doche, T. Poisson and T. Besset, *ACS Catal.*, 2023, **13**, 14112–14120.
- 71 K. Wu, L. Wang, S. Colón - Rodríguez, G. U. Flechsig and T. Wang, *Angew. Chem., Int. Ed.*, 2019, **58**, 1774–1778.
- 72 V. A. Schmidt, R. K. Quinn, A. T. Brusoe and E. J. Alexanian, *J. Am. Chem. Soc.*, 2014, **136**, 14389–14392.
- 73 G. J. Choi, Q. Zhu, D. C. Miller, C. J. Gu and R. R. Knowles, *Nature*, 2016, **539**, 268–271.
- 74 S. P. Morcillo, E. M. Dauncey, J. H. Kim, J. J. Douglas, N. S. Sheikh and D. Leonori, *Angew. Chem., Int. Ed.*, 2018, **57**, 12945–12949.
- 75 L. Qi and Y. Chen, *Angew. Chem., Int. Ed.*, 2016, **55**, 13312–13315.
- 76 L. Chu, C. Ohta, Z. Zuo and D. W. C. MacMillan, *J. Am. Chem. Soc.*, 2014, **136**, 10886–10889.
- 77 K. Miyazawa, T. Koike and M. Akita, *Adv. Synth. Catal.*, 2014, **356**, 2749–2755.
- 78 W.-M. Cheng, R. Shang and Y. Fu, *ACS Catal.*, 2016, **7**, 907–911.
- 79 T. Qin, J. Cornella, C. Li, L. R. Malins, J. T. Edwards, S. Kawamura, B. D. Maxwell, M. D. Eastgate and P. S. Baran, *Science*, 2016, **6287**, 801–805.
- 80 K. Ohmatsu, R. Suzuki, Y. Furukawa, M. Sato and T. Ooi, *ACS Catal.*, 2019, **10**, 2627–2632.
- 81 Y. Yasu, T. Koike and M. Akita, *Chem. Commun.*, 2012, **48**, 5355–5357.
- 82 S.-H. Cai, J.-H. Xie, S. Song, L. Ye, C. Feng and T.-P. Loh, *ACS Catal.*, 2016, **6**, 5571–5574.
- 83 G. Zhao, U. Mukherjee, L. Zhou, Y. Wu, W. Yao, J. N. Mauro, P. Liu and M.-Y. Ngai, *Chem. Sci.*, 2022, **13**, 6276–6282.
- 84 T. D. Svejstrup, A. Ruffoni, F. Juliá, V. M. Aubert and D. Leonori, *Angew. Chem., Int. Ed.*, 2017, **56**, 14948–14952.
- 85 J. Davies, T. D. Svejstrup, D. Fernandez Reina, N. S. Sheikh and D. Leonori, *J. Am. Chem. Soc.*, 2016, **138**, 8092–8095.
- 86 D. F. Reina, E. M. Dauncey, S. P. Morcillo, T. D. Svejstrup, M. V. Popescu, J. J. Douglas, N. S. Sheikh and D. Leonori, *Eur. J. Org. Chem.*, 2017, **2017**, 2108–2111.
- 87 G. Pandey and R. Laha, *Angew. Chem., Int. Ed.*, 2015, **54**, 14875–14879.
- 88 M. Zhang, Y. Duan, W. Li, P. Xu, J. Cheng, S. Yu and C. Zhu, *Org. Lett.*, 2016, **18**, 5356–5359.
- 89 J. H. Kim, A. Ruffoni, Y. S. S. Al-Faiyz, N. S. Sheikh and D. Leonori, *Angew. Chem., Int. Ed.*, 2020, **59**, 8225–8231.
- 90 I. Khan, B. G. Reed - Berendt, R. L. Melen and L. C. Morrill, *Angew. Chem., Int. Ed.*, 2018, **57**, 12356–12359.
- 91 G. R. Buettner, *Free Radical Biol. Med.*, 1987, **3**, 259–303.
- 92 B. G. Das, A. Chirila, M. Tromp, J. N. H. Reek and B. de Bruin, *J. Am. Chem. Soc.*, 2016, **138**, 8968–8975.
- 93 H. Cao, S. Ma, Y. Feng, Y. Guo and P. Jiao, *Chem. Commun.*, 2022, **58**, 1780–1783.
- 94 P. Seefeldt, A. Villinger and M. Brasholz, *Adv. Synth. Catal.*, 2024, **366**, 24–30.
- 95 B. J. Groendyke, D. I. AbuSalim and S. P. Cook, *J. Am. Chem. Soc.*, 2016, **138**, 12771–12774.
- 96 X. Bao, Q. Wang and J. Zhu, *Nat Commun.*, 2019, **10**, 769.
- 97 W. Wang, L. Xuan, Q. Chen, R. Fan, F. Zhao, J. Dong, H. Wang, Q. Yan, H. Zhou and F.-E. Chen, *J. Am. Chem. Soc.*, 2024, **146**, 6307–6316.
- 98 P. Becker, T. Duhamel, C. J. Stein, M. Reiher and K. Muñiz, *Angew. Chem. Int. Ed.*, 2017, **56**, 8004–8008.
- 99 L. Li, J. Ren, J. Zhou, X. Wu, Z. Shao, X. Yang and D. Qian, *Nat. Commun.*, 2022, **13**, 6861.
- 100 S. Avidan-Shlomovich, H. Ghosh and A. M. Szpilman, *ACS Catal.*, 2014, **5**, 336–342.
- 101 J. Davies, S. G. Booth, S. Essafi, R. A. W. Dryfe and D. Leonori, *Angew. Chem. Int. Ed.*, 2015, **54**, 14017–14021.
- 102 J. S. Bandar, M. T. Pirnot and S. L. Buchwald, *J. Am. Chem. Soc.*, 2015, **137**, 14812–14818.
- 103 M.-C. Fu, R. Shang, B. Zhao, B. Wang and Y. Fu, *Science*, 2019, **363**, 1429–1434.