

Graph Neural Network Training Systems: A Performance Comparison of Full-Graph and Mini-Batch

Saurabh Bajaj, Hojae Son, Juelin Liu, Hui Guan, and Marco Serafini

University of Massachusetts, Amherst

Amherst, Massachusetts, USA

{sbajaj,hojaeson,juelinliu,huiguan,mserafini}@umass.edu

ABSTRACT

Graph Neural Networks (GNNs) have gained significant attention in recent years due to their ability to learn representations of graph-structured data. Two common methods for training GNNs are mini-batch training and full-graph training. Since these two methods require different training pipelines and systems optimizations, two separate classes of GNN training systems emerged, each tailored for one method. Works that introduce systems belonging to a particular category predominantly compare them with other systems within the same category, offering limited or no comparison with systems from the other category. Some prior work also justifies its focus on one specific training method by arguing that it achieves higher accuracy than the alternative. The literature, however, has incomplete and contradictory evidence in this regard.

In this paper, we provide a comprehensive empirical comparison of representative full-graph and mini-batch GNN training systems. We find that the mini-batch training systems consistently converge faster than the full-graph training ones across multiple datasets, GNN models, and system configurations. We also find that mini-batch training techniques converge to similar to or often higher accuracy values than full-graph training ones, showing that mini-batch sampling is not necessarily detrimental to accuracy. Our work highlights the importance of comparing systems across different classes, using time-to-accuracy rather than epoch time for performance comparison, and selecting appropriate hyperparameters for each training method separately.

1 INTRODUCTION

Graph neural networks (GNNs) are a class of machine learning models that reached state-of-the-art performance in many tasks related to the analysis of graph-structured data, including social network analysis, recommendations, and fraud detection [14, 40, 78]. They are often used to process large graphs that have millions of vertices and billions of edges [16, 29, 68]. A large volume of recent work, both in academia and industry, has been dedicated to scaling GNN training to support such large graphs using multi-GPU systems. This is a challenging problem because GNNs run multiple rounds of *message passing* across neighboring vertices, which is an irregular computation.

Two classes of GNN systems: Full-graph and mini-batch. GNNs can be trained using either a *mini-batch* or a full-batch (typically called *full-graph*) approach, much like other machine learning models. In standard deep neural network (DNN) training, the dataset consists of individual training examples that can be processed independently and have no structural dependencies. In GNNs, in contrast, the training data is composed of vertices

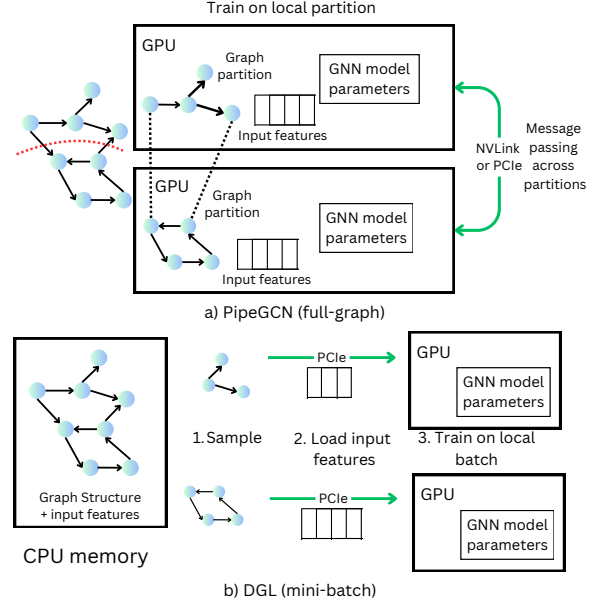


Figure 1: Different data management pipelines in two example systems: PipeGCN (full-graph) and DGL (mini-batch). The diagrams omit gradient synchronization.

that are interconnected through edges, forming a graph structure where vertices cannot be treated as independent training examples. Full-graph and mini-batch training deal with these dependencies with different data management pipelines to partition data and parallelize computation and communication when scaling to large graphs. This resulted in the development of two distinct classes of GNN training systems, each designed to support either mini-batch or full-graph training.

Full-graph GNN training performs message-passing across the entire graph at each epoch. To scale to large graphs that do not fit in the memory of a single GPU, multi-GPU full-graph training systems use *model parallelism*: they partition the graph, process different partitions at different GPUs, and exchange hidden vertex features across partitions [20, 31, 49]. For example, the PipeGCN [55] full-graph training system partitions the input graph and keeps each partition in a different GPU (see Figure 1(a)). The black dotted lines show the communication of hidden vertex features across GPUs at each GNN layer in the forward and backward pass. The communication happens through either a fast cross-GPU bus such as NVLink, if available, or PCIe.

Mini-batch training breaks up the training set into mini-batches. Each training epoch now consists of multiple iterations, one per mini-batch. Mini-batch training is popular in production systems because it is amenable to scaling through *data parallelism* [75–77]. A unique challenge when applying data parallelism to GNNs is that preparing mini-batches requires expensive pre-processing at each iteration. At each iteration, data-parallel mini-batch training systems sample a subset of the k-hop neighbors of the vertices in the mini-batch, load each sample into a different GPU, and perform local message passing only within each sample, without passing message across GPUs. For example, Figure 1(b) shows a training iteration in the popular DGL system. First, each GPU obtains a sample for a subset of the vertices in the mini-batch. Graph sampling is preferably executed using the GPU since it is a computationally expensive step in itself [19]. Next, the sample and the input features of its vertices are loaded to the GPUs. Finally, each GPU performs a forward and backward pass on the local sample independently.

These different data management pipelines result in a different set of optimizations. Full-graph training systems must deal with expensive and irregular computation and high communication costs at each epoch. In mini-batch training systems, instead, computation at each iteration is much more lightweight and there is no cross-GPU exchange of hidden features at each layer. However, pre-processing is a major bottleneck. Samples are typically large, so sampling them and loading them into GPUs is expensive.

The common rationale for using full-graph GNN training is to ensure that the training algorithm sees all the required dependent data in the graph, which is assumed to be the key to achieving high accuracy [3, 31, 34, 37, 48, 49, 51, 53, 55, 57, 66]. Mini-batch GNN training introduces additional variability in the gradient estimation, even compared to regular mini-batch DNN training. Specifically, in regular DNN training, the stochasticity in gradient estimation primarily arises from using mini-batches, which are random subsets of the training data, in each iteration. In mini-batch GNN training, the graph sampling used to form micro-batches is an additional source of stochasticity beyond the sampling of vertices in the mini-batch, because the training algorithm is not exposed to all the required dependent data in the graph.

Motivation: What is the state of the art? Despite their different approaches and bottlenecks, full-graph and mini-batch training systems share the same goal: efficient and accurate training of Graph Neural Networks (GNNs). It is therefore important to establish which GNN training systems, be they full-graph or mini-batch systems, converge faster and to a higher accuracy under different scenarios. There is, however, no clear answer to this question in the literature. We performed an exhaustive review of the existing literature and found that prior works that propose systems in one class compare them with other systems in the same class, with limited or no performance evaluation of systems in the other class. We report a detailed discussion of the evidence in the literature in Section 2. *Overall, the existing literature makes it difficult to get a clear picture of the state-of-the-art of the field.*

Performance evaluation. In this paper, we address this open issue by performing a thorough performance comparison of representative state-of-the-art GNN training systems across the two classes.

For full-graph training, we consider PipeGCN [55], BNS-GCN [53], and AdaQP [52]. For mini-batch training, we consider DGL [58], DistDGL [75], and Quiver [47], and three sampling algorithms: Neighborhood Sampling [15], ClusterGCN [8], and GraphSaint [70].

Our results show that *the mini-batch training systems are consistently faster than the full-graph training counterparts in reaching the same target accuracy across all datasets, GNN models, and hardware deployments we considered.* These results are consistent with the evidence in the literature. Several papers that propose full-graph training systems use *epoch time*, which is the average time needed to execute one epoch, as the main metric to compare with mini-batch training systems, and show that mini-batch systems have a larger epoch time [5, 32, 57, 61]. Our evaluation confirms these results. However, our results also highlight that *time-to-accuracy* is a better metric for comparison. Mini-batch training typically requires fewer epochs to converge because it updates the model parameters multiple times per epoch, once at each iteration, whereas full-graph training performs only one update per epoch. Therefore, even if mini-batch training systems perform more work per epoch than full-graph training ones to run multiple iterations, their overall time-to-accuracy is lower. Our empirical results show that this holds consistently across all systems, deployments, models, and datasets we consider. We report our performance results in Section 4 and support and generalize our empirical observations with an analysis in Section 6.

Performance vs. accuracy. Using a system with a longer time-to-accuracy can be justifiable if a model can converge to a *higher* accuracy. This is an important factor when navigating the performance trade-offs of using different GNN training systems.

Our results show that, with proper hyperparameter tuning, *mini-batch training can reach a similar accuracy as, if not higher accuracy than, full-graph training across different datasets and models.* In our evaluation, we matched or exceeded all the test accuracy results for the GNN models we considered in the literature we reviewed. We observe that given a dataset and GNN model, hyperparameters that yield high accuracy for one training method do not work as well for the other. This may explain the contradicting results found in the literature and underline the importance of conducting separate hyperparameter tuning for the two training methods. These empirical findings also imply that filtering information during graph aggregation is not necessarily detrimental to accuracy, which is against the assumption made by works advocating full-graph training approaches. We discuss these results in Section 5.

Lessons learned. Our results show that the mini-batch training systems we consider consistently achieve better performance than the full-graph training ones and have similar accuracy. We stress, however, that the goal of this study is not to establish the inherent superiority of one class of systems over the other. Our study is an empirical evaluation and the field is continuously evolving. Mini-batch training also has limitations, such as a slightly higher variance in accuracy between training runs and a high variance across different sampling algorithms.

Overall, our work highlights that existing algorithmic optimizations such as sampling or asynchrony can improve efficiency with no or minimal accuracy degradation, representing a promising

research direction to achieve further performance and accuracy improvements. From a methodological perspective, our work highlights the importance of comparing GNN training systems across different classes and it also indicates a set of principles on how to perform this comparison. The source code, data, and other artifacts used for this evaluation are publicly available [2].

2 BACKGROUND AND MOTIVATION

This section provides the necessary background on GNN and GNN training systems to follow the rest of the paper. It then discusses the existing evidence in the literature.

2.1 Graph Neural Networks

Given a graph $G(V, E)$, where each node $v \in V$ is represented with a feature vector h_v^0 (input feature of vertex v) and the edges between any two vertices u and v is $e_{uv} \in E$. A GNN at l^{th} layer performs the following computation to get the hidden features of a vector:

$$h_v^l = \Phi^l(h_v^{l-1}, \Psi^l(h_u^{l-1}, \forall u \in N \cup v), W^l), \quad (1)$$

where h_v^l are the l^{th} layer features for vertex v , N represents the incoming neighbor vertices of vertex v , W^l is the model weight matrix, Ψ^l is any aggregation function and Φ^l is an update function.

2.2 Full-Graph vs. Mini-Batch Training: Different Systems for Different Pipelines

Full-graph and mini-batch training systems implement different data management pipelines for scalable multi-GPU training, which resulted in the emergence of two separate categories of systems. In this paper, we focus our evaluation on GPU-based training on multi-GPU systems, which is a common configuration for scalable GNN training. We consider system-level optimizations of the vanilla full-graph and mini-batch training pipelines that improve performance and support any GNN model, as defined in Section 2.1. We show the classes of optimizations we consider and the related baselines in Figure 2. For a comprehensive discussion on distributed GNN training systems, see also [27, 42].

Full-graph training systems. The key idea of full-graph training is to execute the GNN layers for all vertices in the graph, as shown in Eqn. 1. To scale to large graphs, distributed full-graph training systems partition the graph into multiple subgraphs such that each can fit into the memory of one GPU. They use a *model-parallel* approach to train across GPUs that requires exchanging vertex features across partitions. The main focus of work on full-graph training systems has been on reducing the cost of vertex feature communication. We now discuss existing work on full-graph GNN training systems in terms of two design dimensions: *training data management* and *algorithmic optimizations* (see Figure 2).

Some full-graph training systems focused on optimizing the management of training data without introducing approximations that can potentially impact accuracy. If there are not enough GPUs to store each partition in a different GPU, it is necessary to transfer data between the host memory and GPU memory. Prior works such as NeuGraph [31], RoC [20], G3 [57], and HongTu [60] have proposed techniques to optimize host-GPU communication. When there are enough GPUs to distribute all the partitions of the graph

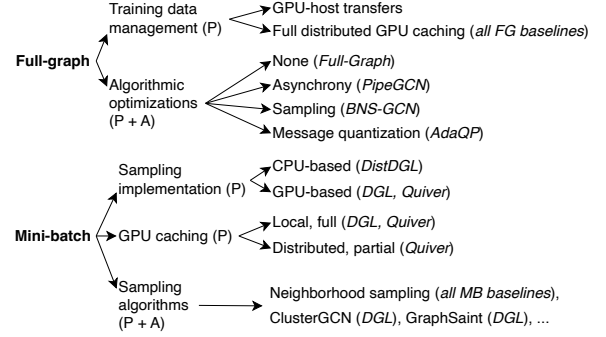


Figure 2: Classes of optimizations that impact performance (P) and accuracy (A), and representative systems evaluated in this work.

in GPU memory, these optimizations are not required and training proceeds as depicted in Figure 1(a) [3, 49, 57, 61].

Some recent works improve performance by further introducing algorithmic optimizations that can impact accuracy, unlike the work we described previously. Sancus [37], PipeGCN [55], and GNNPipe [5] introduce *asynchrony* and allow GPUs to operate on stale vertex features. This enables GPUs to overlap communication with computation instead of having to wait at each layer for fresh vertex features coming from other GPUs. An alternative research direction has been to use *sampling*. BNS-GCN samples boundary nodes with edges across partitions at each epoch and exchanges vertex features only for those vertices [53]. ADGNN proposes an aggregation-difference sampling algorithm [44]. Finally, the AdaQP system proposed *message quantization* to reduce the communication cost, together with new partitioning algorithms [51].

Mini-batch training systems. Mini-batch training systems break up the training dataset into mini-batches and train and update the model on one mini-batch at a time. They use *data parallelism* to scale to multiple GPUs. Each GPU computes the hidden features of a subset of the vertices in the mini-batch, which is called the micro-batch. In principle, to execute k GNN layers without loss of information as shown in Eqn. 1, each GPU would need to load all the vertices in the k -hop neighborhood of the vertices in the micro-batch. The resulting subgraph, however, is often too large to be loaded into one GPU, inducing the so-called neighborhood explosion problem. Mini-batch training systems use sampling to load only a subset of the k -hop neighborhood. This sample-load-train pipeline is depicted in Figure 1(b). Compared to full-graph training, data parallelism eliminates the need to exchange hidden vertex features across partitions. The pipeline, however, introduces two different bottlenecks: sampling and data loading. We now discuss systems-level optimizations that mitigate these bottlenecks without impacting accuracy and then discuss the choice of sampling algorithms (see Fig 2).

Initial mini-batch systems ran *CPU-based sampling*, but this can represent a major performance bottleneck, motivating the need

Table 1: Review of literature reporting claims of how mini-batch and full-graph training compare. (Notation: TTA - time to accuracy, ACC - accuracy, FG - Full graph, MB - mini-batch, ET - Epoch time)

Proposes	System / Paper	Main FG vs. MB Claims	Experimental Evidence	Year	Evaluation Setup
Full-graph	GNNPipe [5]	FG lower ET	ET	2023	Multi-host multi-GPU
	Betty [66]	FG higher ACC	ACC	2023	Single-host single-GPU
	HongTu [60]	MB information loss, MB lower ACC	ACC, TTA	2023	Single-host multi-GPU, distributed CPU-only
	ADGNN [44]	FG higher ACC, FG better convergence	✗	2023	Multi-host CPU, Multi-host single-GPU
	G3 [57]	FG higher ACC, lower ET	ACC, ET	2023	Multi-host multi-GPU
	AdaQP [51]	MB information loss	✗	2023	Multi-host multi-GPU
	PipeGCN [55]	FG higher ACC	ACC	2022	Multi-host multi-GPU
	BNS-GCN [53]	FG higher ACC, lower ET	ACC, ET	2022	Multi-host multi-GPU
	NeutronStar [61]	FG lower ET	ET	2022	Multi-host single-GPU
	Sancus [37]	MB information loss	✗	2022	Multi-host multi-GPU
	SAR [34]	MB noisy gradients	✗	2022	Multi-host CPU
	Dorylus [48]	FG higher ACC	ACC	2021	Multi-host CPU, Multi-host single-GPU
	DistGNN [32]	FG lower ET	ET	2021	Multi-host CPU
	DGCL [3]	MB ACC loss	✗	2021	Multi-host multi-GPU
	CAGNET [49]	FG higher ACC	✗	2020	Multi-host multi-GPU
	ROC [20]	FG lower TTA	TTA	2020	Multi-host multi-GPU
	NeuGraph [31]	FG convergence guarantee	✗	2019	Single-host multi-GPU
	BGL [29]	MB and FB same performance	✗	2023	Multi-host CPU, Multi-host multi-GPU
Mini-batch	NeutronOrch [1]	FG impractical, limited GPU memory	✗	2023	Single-host multi-GPU
	DistDGLv2 [76]	MB higher ACC, lower TTA	ACC, TTA	2022	Multi-host CPU, Multi-host multi-GPU
	SALIENT [22]	MB lower ET, higher ACC	ACC, ET	2022	Multi-host multi-GPU
	GNNLab [65]	FG hard to scale	✗	2022	Single-host multi-GPU
	ByteGNN [74]	FG not practical for large graphs	✗	2022	Multi-host CPU
	CM-GCN [73]	MB lower TTA	ACC, TTA	2021	Multi-host CPU
	Blocking based [67]	FG higher memory and computational complexity	✗	2021	-
	DistDGL [75]	MB lower TTA	✗	2020	Multi-host CPU, multi-host multi-GPU
	PaGraph [28]	MB and FB same performance	✗	2020	Single-host multi-GPU
	Cluster-GCN [8]	FG - memory: bad; time per epoch: good; convergence: bad	✗	2019	-
	LADIES [79]	MB higher ACC	ACC	2019	-
	Rethinking [26]	FG not scalable	ACC	2024	-
Other papers	RDM [25]	FG ACC higher or equal, MB faster convergence	ACC, TTA	2023	-
	EXACT [30]	FG - higher ACC for small graphs , MB - higher ACC for large graphs	ACC	2021	-
	OGB [17]	MB higher ACC	ACC	2020	-

for *GPU-based sampling* [19, 41]. Several systems-level optimizations have been proposed to run sampling algorithms on GPUs efficiently [4, 13, 19, 36, 59].

In terms of management of the training data, loading the training data to the GPUs can be a significant performance bottleneck. To address it, prior work proposed *caching training data in GPU memory*, such as the input features [28] or the graph structure [4, 65, 72]. In *local GPU caching*, each GPU only accesses its local cache [28, 65]. In *distributed GPU caching* GPUs can directly access data cached in the main memory of other GPUs, which is faster than accessing data from the host memory when GPUs are connected through a fast bus like NVLink [4, 43, 47, 63]. Mini-batch training systems can leverage GPU caching also when only a subset of the training dataset is cached (*partial caching*). They load data from the host memory in case of cache misses [4, 29, 33, 46, 47, 65].

In terms of algorithmic optimizations that can impact accuracy, mini-batch training systems can run different *sampling algorithms*. The seminal work that proposed mini-batch GNN training, GraphSage, proposed a simple neighborhood sampling approach [15]. Subsequent work proposed many different algorithms such as FastGCN [6], ClusterGCN [8], LADIES [79], or GraphSaint [70].

2.3 Motivation

The motivation for this work is that prior work on GNN training systems makes it difficult to establish the state of the art in the field. A significant amount of work on GNN training do not compare or evaluate their systems against systems using a different training approach and training pipeline (full-graph or mini-batch) [4, 6, 7, 11, 12, 15, 18, 21, 24, 46, 59, 70, 71, 77]. Some prior work focused on the mini-batch training pipeline of Figure 1(b), evaluating the impact of using different data partitioning algorithms, configurations of the neighborhood sampling algorithm, and data loading optimizations within the same system [69]. In the following, we review 33 papers on GNN training that make claims comparing systems in the two classes. We summarize the claims in these papers in Table 1.

We classify the papers into three broad groups. The first group consists of papers that propose full-graph training. Out of the 17 papers in this group, 10 provide experimental evidence. The rest 7 papers make claims that full-graph training is superior in terms of higher accuracy, lower epoch time, and convergence guarantees and support the claims by only citing other papers. The second group includes 12 papers that propose mini-batch training. Among these papers, only 4 provide experimental evidence to support

Table 2: Dataset statistics. (*) The input features and the training data for Orkut are synthetic.

Datasets	Nodes	Edges	Classes	Features	Train/Val/Test
Pubmed	19k	108k	3	500	18k/0.5k/1k
Arxiv	169k	1.1M	40	128	91k/29k/48k
Reddit	232k	11.6M	41	602	152k/23k/55k
Products	2.4M	61.9M	47	100	196K/49K/2.2M
Orkut	3M	117M	2*	128*	1.8M/614k/614k*
Papers100M	111M	1.6B	172	128	1.2M/125k/214k

claims that full-graph training is difficult to scale and requires more memory, while mini-batch training has lower time-to-accuracy. The last group consists of 4 papers that do not propose one specific training approach. Overall, we find the following shortcomings in the existing literature, which motivate our work.

Conflicting claims about how the two approaches compare. Several papers proposing full-graph systems [3, 44, 48, 49, 53, 55, 57, 60, 66] demonstrate that their systems achieve higher accuracy and lower epoch time compared to mini-batch systems. Some papers mention that mini-batch causes information loss, noisy gradients, and does not guarantee convergence [31, 34, 37, 44, 51, 60]. However, papers proposing mini-batch systems [22, 73, 75, 76, 79] and some other works [17] present contradicting evidence and claims showing that mini-batch training leads to higher accuracy and faster convergence to the target accuracy level. Other works claim full-graph training is impractical, requires high memory, and is hard to scale [1, 8, 65, 67, 74]. Some argue that no approach is clearly superior and assessing their effectiveness requires a comprehensive evaluation which is out of the scope of their work [25, 28–30, 45, 60].

Comparing performance only in terms of epoch time. Certain works compare full-graph and mini-batch training systems based only on epoch time [5, 32, 57, 61]. As we will show, a comparison in terms of time-to-accuracy is more informative given the differences in the two training approaches. Our observations indicate that although mini-batch training exhibits higher epoch time, it still takes less time to reach a target accuracy level (Section 4.1).

Experiment design. Some works [20, 22, 26, 30] do not always use the same GNN model (e.g., GraphSAGE or GAT) for the two approaches as a basis of comparison. This conflates the effect of the training approach with the GNN model choice, since different models may exhibit varying performance even when trained with the same technique. Some papers do not mention explicitly whether they perform separate hyperparameter tuning for each method [22, 48, 53, 55, 57, 73]. As we show in our experimental evaluation of Section 5, given a dataset and GNN model, it is possible to find hyperparameter settings where one method achieves higher accuracy than another and vice versa. Using hyperparameter tuning is necessary to perform a fair comparison.

3 EXPERIMENTAL METHODOLOGY

Hardware setup. We run our experiments using two types of hosts. The first is a lower-end one, which we call *PCIe*. It has 2 Intel Xeon E5-2620 v3 CPUs with 12 cores each, 256GB of host memory, and 4 NVIDIA Tesla m40 GPUs, each having 24GB of memory, connected

via PCIe. These servers are connected with a 1 Gbps network. The second host type is higher end and we call it *NVLink*. It has 2 Intel Xeon Platinum 8480+ CPUs with 56 cores each, 256 GB of host memory, and 4 A100 GPUs, each with 80GB of memory. These servers are connected with a 25 Gbps network. By default, all our experiments use 4 GPUs per host.

Datasets and models. Our experiments use six datasets: pubmed [35], ogbn-arxiv [17], reddit [15], ogbn-products [17], orkut [64] and ogbn-papers100m [17] (see Table 2). These datasets have varying average degrees, ranging from 5.6 to 60, and input feature sizes. They also differ on the fraction of vertices in the training set: in pubmed, this includes most vertices, whereas in papers it includes only 1.1% of the vertices. Except for orkut, all these datasets come with input features that enable evaluating the accuracy of GNN training. The orkut dataset contains only the graph topology, so we only use it to measure epoch time for the scalability experiments. We consider the three standard GNN models used in previous work: GraphSAGE [15], GAT [50], and GCN [24].

Representative GNN training systems. To compare across full-graph and mini-batch distributed GNN systems, we select representative systems that have publicly available and stable implementations and incorporate the main design choices discussed in Section 2.2, as summarized in Figure 2. We run all systems on top of PyTorch 2.0.1 and Python 3.8.10.

For full-graph training, in the training data management dimension of Figure 2, our evaluation only considers the more favorable situation where the entire training data is fully cached in the memory of the GPUs since they can entirely avoid the overhead of GPU-host communication. All systems adopt a pipeline similar to the one of Figure 1(a). The **Full-Graph** baseline is synchronous and does not use any optimization that can impact accuracy [56]. In the dimension of algorithmic optimization, we consider three baselines representing three classes of algorithmic optimizations: **PipeGCN** for asynchronous training [55, 56], **BNS-GCN** for sampling [53, 54], and **AdaQP** for message quantization [51, 52].

For mini-batch training, we consider three baselines: **DGL** [9, 58], its distributed version **DistDGL** [9, 75], and **Quiver** [38, 47]. These cover the system-level optimizations discussed in Section 2.2 (see Figure 2). All systems adopt a pipeline similar to the one of Figure 1(b). In terms of sampling implementations, DistDGL uses CPU-based sampling, while both DGL and Quiver support GPU-based sampling. DistDGL partitions the training dataset across multiple hosts. All systems use GPU caching whenever possible. DGL only supports local GPU caching while Quiver also supports distributed GPU caching, which is necessary to cache the Orkut and Papers100M datasets. Mini-batch training can use different sampling algorithms to select a subset of the k-hop neighbors of the vertices in the mini-batch. We consider the standard **Neighborhood Sampling (NS)** algorithm, which is available for both DGL and Quiver, **ClusterGCN** [8], and **GraphSaint** [70].

Hyperparameter search. We run an extensive hyperparameter tuning. We validated our search by matching the best test accuracies we found in the literature on GNN training systems we reviewed. To manage the large search space, we iterate multiple times over three phases, where we tune a set of hyperparameters and fix all

Table 3: Time to accuracy (TTA) and epoch time (ET) for GraphSAGE (NVLink host).

	System	pubmed	ogbn-arxiv	reddit	ogbn-products	ogbn-papers100m
ET (s)	Full-Graph	0.009	0.057	1.845	2.086	1.094
	PipeGCN	0.008	0.011	0.370	0.341	0.644
	BNS-GCN	0.012	0.017	0.483	0.473	0.846
	AdaQP	0.027	0.029	0.830	0.312	0.471
	DGL	0.007	0.110	2.262	1.335	3.428
	Quiver	0.005	0.131	1.994	2.117	1.878
TTA (s)	Full-Graph	0.87	11.03	202.95	479.81	984.33
	PipeGCN	1.02	3.44	103.47	122.64	553.75
	BNS-GCN	1.59	4.51	144.98	217.66	262.11
	AdaQP	0.81	19.86	41.5	53.04	160.41
	DGL	0.44	0.55	6.78	40.05	75.42
	Quiver	0.33	0.65	5.98	63.52	41.31

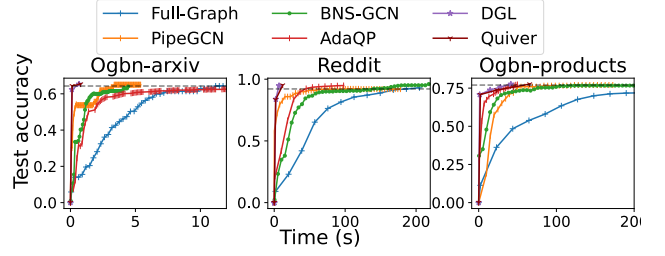
others until we don’t observe any more improvements in accuracy. In the first phase, we use grid search for the architectural hyperparameters, namely the number of layers or the hidden feature size, which have a limited number of discrete values. In the second phase, we run a random search for the remaining hyperparameters, such as the learning rate. Mini-batch training requires tuning the micro-batch size and additional sampling hyperparameters compared to full-graph training. We tune these in a third phase using Bayesian optimization, reducing the search space by considering only a few commonly used discrete values. In the appendix, we report our hyperparameter space in table 11 and show that mini-batch training is less sensitive than full-graph training to the tuning of the architectural hyperparameters.

4 PERFORMANCE EVALUATION

We evaluate the performance of our representative GNN training systems and answer two questions: *Q1) How long do representative systems take to reach the same target accuracy?* (Section 4.1), and *Q2) How do these systems scale with a varying number of GPUs and hosts?* (Section 4.2).

4.1 Time-to-Accuracy

Methodology *Time-to-accuracy* is the time taken by any system to train to a target accuracy. To measure it, we select the target accuracies by leveraging hyperparameter tuning. Given a dataset and a GNN model, we first find a model architecture on which both training approaches (full-graph and mini-batch) converge to a similar and close-to-best accuracy, which we call *convergence accuracy*. We select the *target accuracy* as the minimum convergence accuracy across the two training approaches. We then use the same model architecture across all GNN training systems and measure their time to reach the target accuracy. The time-to-accuracy considers only the final training phase and not the hyperparameter search. For mini-batch systems, we consider the common Neighborhood Sampling algorithm as default because it is available on all base-lines and it consistently achieves an accuracy close to the full-graph training methods. We report the hyperparameters in the appendix 7. These experiments consider the two host types described in Section 3: a higher-end *NVLink* host and a lower-end *PCIe* host.

**Figure 3: Convergence curve for GraphSAGE (NVLink host).**

NVLink host. Table 3 and Figure 3 show the time to accuracy when training GraphSAGE on a single NVLink host with 4 GPUs. Full-graph training systems have a consistently lower epoch time (ET) than mini-batch training systems because they perform only one training iteration per epoch. However, their time-to-accuracy (TTA) is substantially higher compared to mini-batch systems. For example, on the largest graph we consider, ogbn-papers100m, Quiver is $3.9\times$ faster than AdaQP. Similarly, for pubmed, Quiver is $2.5\times$ faster than AdaQP; for arxiv, DGL is $6.3\times$ faster than PipeGCN; for reddit, Quiver is $6.9\times$ faster than AdaQP (highest speed-up we observed); for products, DGL is 33% faster than AdaQP (lowest speed-up we observed). Results on other models are shown in the appendix in table 17.

Comparing the performance of systems in the same class shows the impact of the systems optimizations introduced in previous work (see Figure 2). All full-graph systems we consider benefit from fully caching the graph in GPU memory. PipeGCN can substantially decrease ET and TTA compared to Full-Graph. By using asynchronous training and overlapping communication with computation, PipeGCN can mitigate the cost of synchronous cross-GPU vertex feature communication at each layer, which is high even when NVLink. Boundary-node sampling, as proposed by BNS-GCN, is less effective than asynchronous training on the smaller graphs, but it yields the fastest TTA among all full-graph training systems on ogbn-papers100M. The use of of synchronous communication in BNS-GCN results in larger ET than PipeGCN for all datasets, but using fresh training data contributes to achieving a shorter number of epochs to convergence with papers100M. AdaQP also combines synchrony with reduced communication costs thanks to message quantization. It speeds up ET significantly compared to Full-Graph, but not compared to other full-graph optimizations. Nonetheless, AdaQP can have faster TTA than other full-graph graph systems, since for some datasets it requires fewer epochs to converge.

Among mini-batch systems, DGL supports local full caching and can cache all the graphs in Table 3 except papers100m. When full local caching is possible, DGL does not need to transfer input vertex features to the GPUs, maximizing GPU utilization. Quiver also uses full local caching, achieving a similar ET and TTA. However, Quiver implements a partial distributed cache across multiple GPUs that can also cache ogbn-papers100m. With distributed caching, some input vertex features may still be transferred among GPUs using NVLink buses, which is cheaper than loading the features from the host memory over the slower PCIe bus. This is why Quiver has a much longer time-to-accuracy than DGL for papers100M.

Table 4: Time to accuracy (TTA) and epoch time (ET) for GraphSAGE (PCIe host).

	System	pubmed	ogbn-arxiv	reddit	ogbn-products
ET (s)	Full-Graph	0.024	0.188	5.602	5.835
	PipeGCN	0.020	0.067	3.278	2.526
	BNS-GCN	0.031	0.072	3.399	2.915
	DGL	0.019	0.314	9.416	7.081
	Quiver	0.019	0.216	10.272	9.246
TTA (s)	Full-Graph	2.40	36.16	616.25	1341.95
	PipeGCN	2.35	20.75	917.80	909.43
	BNS-GCN	2.91	19.33	1019.64	1340.80
	DGL	1.25	1.57	28.25	247.83
	Quiver	1.22	1.08	30.82	323.61

PCIe host. Table 4 reports the results for single-host training with GraphSAGE using a lower-end host setup, where NVLink is not available and all cross-GPU communication must occur over a slower PCIe bus. The 4 GPUs are computationally less powerful and have less memory. The papers100M graph is too large to be fully cached in a single host by our full-graph training systems. We cannot run AdaQP since its implementation is not compatible with our lower-end GPUs.

Like in the previous hardware setups, mini-batch training systems show a larger ET (with the exception of pubmed) but a shorter TTA on all datasets. Full-graph training systems must run cross-GPU vertex feature exchange over the slow PCIe bus. Optimizations that reduce the communication cost, like asynchrony (PipeGCN) and sampling (BNS-GCN), can reduce TTA, but the cost remains high. DGL and Quiver avoid vertex feature communication by replicating the training data on all GPUs so the advantage over the full-graph training systems is larger than with the NVLink host, reaching 32× for Reddit.

The impact of dataset characteristics. Different datasets have an impact on the performance of different systems. While the impact on TTA is hard to understand due to the stochastic nature of training, the impact on ET can be more easily analyzed.

The communication cost of full-graph training systems is determined by the number of boundary vertices across partitions. Reddit and products, for example, have a large number of boundary vertices, so the ET of the Full-Graph baseline is much larger compared to DGL and Quiver. Optimizations that reduce this communication cost used by PipeGCN and BNS-GCN can reduce this gap significantly. For mini-batch training, the training cost is determined by the size of the micro-batches assigned to each GPU. Datasets that require a larger number of GNN layers, such as products and reddit which requires 5 and 4 layers respectively, result in a larger ET for mini-batch training systems compared to the other full-graph training systems. In contrast, papers100M only requires 2 layers so the gap in ET is smaller.

Different mini-batch sampling algorithms. Finally, we combine DGL with different mini-batch sampling algorithms than Neighborhood Sampling (NS). ClusterGCN achieves on average 2.8× faster TTA than NS across datasets, ranging from 0.14× slower to 12.3×

faster depending on the dataset, and its ET is 6.4× faster on average. GraphSaint has 3.2× faster TTA than NS on average, ranging from 0.5× slower to 16.1×, and faster ET by 9.3× on average (see appendix tables 24 and 25).

Takeaway. Mini-batch training systems converge faster than full-graph training ones because they require fewer epochs to reach a target accuracy, despite having longer epochs. We observe this across all models, datasets, and hardware configurations we consider. Avoiding data transfers by caching input data in GPU memory has a strong impact on the performance of mini-batch training. For full-graph training, asynchrony (PipeGCN) and sampling (BNS-GCN) can reduce communication cost and thus ET, resulting in faster TTA. AdaQP can achieve even faster TTA even if its ET is larger than other full-graph methods, showing the importance of using algorithmic optimizations besides system-level optimizations. For mini-batch training, using different sampling algorithms can speed up TTA significantly in many cases.

4.2 Scalability

Next, we answer *Q2: How do systems scale with a varying number of GPUs and a varying number of hosts?* For each dataset, we pick a GNN architecture that fits in a single GPU and use the single GPU training performance to calculate the scalability speedups.

Single-host scalability (NVLink). We now measure single-host scalability by varying the number of GPUs. We report the hyper-parameters in the appendix in table 14. For the orkut dataset, we do not report TTA since it has synthetic input features and target labels.

Table 5 presents the results for GAT models. Like we observed previously, the full-graph training systems have a much lower ET than the mini-batch ones but a higher TTA in all configurations.

Mini-batch systems have a lower TTA than full-graph ones also in a single GPU setting, indicating that they have a lower computation cost to start with. The mini-batch systems scale almost linearly, up to 3.9×. When scaling to multiple GPUs, one important advantage of mini-batch training systems is that they can keep the amount of work per GPU constant by increasing the mini-batch size. This is not possible in full-graph training systems since the total amount of work per epoch is constant. As the number of GPUs increases, the amount of work per GPU decreases but the communication cost increases, hindering scalability. This explains why full-graph training systems that optimize communication scale better than the Full-Graph baseline. PipeGCN has much better scalability because it overlaps communication and computation using asynchronous training, scaling to up to 3.4×. Sampling of boundary nodes in BNS-GCN also enables good scaling, up to 3.5×, since the cross-GPU communication is avoided.

Results on GraphSAGE models are shown in the appendix in table 21. The Full-Graph baseline does not scale at all, PipeGCN scales up to 3.3× and BNS-GCN scales up to 2.7×. In contrast, DGL and Quiver are able to scale up to $\approx 4.0\times$ and $3.8\times$ respectively.

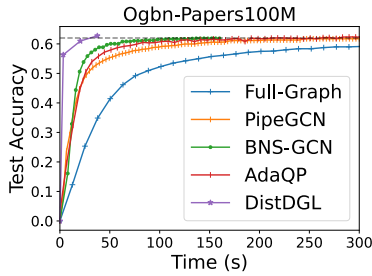
Multi-host scalability (NVLink). We now consider scaling the training of larger graphs (orkut and ogbn-papers100m) in a distributed setting of NVLink hosts, where each host has 4 GPUs. For

Table 5: Single-host scalability for GAT (NVLink host). ET - Epoch time (s), TTA - Time to Accuracy (s).

Dataset		ogbn-arxiv			reddit			ogbn-products			orkut	
System	# of GPUs	ET	TTA	TTA Speed-up	ET	TTA	TTA Speed-up	ET	TTA	TTA Speed-up	ET	ET speed-up
Full-Graph	1	1.293	569.01	1.0x	4.265	4094.59	1.0x	2.058	823.36	1.0x	1.898	1.0x
	2	0.868	381.74	1.5x	2.566	2463.65	1.7x	1.341	536.20	1.5x	1.873	1.0x
	3	0.763	335.90	1.7x	2.587	2483.90	1.6x	1.129	451.64	1.8x	1.594	1.2x
	4	0.625	275.04	2.1x	1.801	1728.58	2.4x	1.033	413.28	2.0x	1.442	1.3x
PipeGCN	1	1.292	581.27	1.0x	4.268	4267.70	1.0x	2.060	782.76	1.0x	1.898	1.0x
	2	0.777	349.83	1.7x	2.309	2309.20	1.8x	1.135	431.34	1.8x	1.149	1.7x
	3	0.589	265.10	2.2x	2.309	2309.20	1.8x	0.810	307.61	2.5x	0.920	2.1x
	4	0.469	211.14	2.8x	1.312	1312.15	3.3x	0.614	233.24	3.4x	0.720	2.6x
BNS-GCN	1	1.309	471.06	1.0x	4.189	4188.60	1.0x	2.171	455.95	1.0x	2.173	1.0x
	2	0.764	274.93	1.7x	2.315	2315.30	1.8x	1.213	254.73	1.8x	1.284	1.7x
	3	0.532	191.56	2.5x	1.724	1723.60	2.4x	0.857	179.99	2.5x	0.984	2.2x
	4	0.420	151.20	3.1x	1.395	1395.40	3.0x	0.629	132.13	3.5x	0.713	3.0x
DGL	1	15.006	150.06	1.0x	24.006	360.09	1.0x	10.554	158.31	1.0x	14.791	1.0x
	2	7.290	72.90	2.1x	12.794	191.91	1.9x	5.827	87.40	1.8x	7.668	1.9x
	3	5.550	61.04	2.5x	8.949	134.24	2.7x	3.894	58.42	2.7x	4.940	3.0x
	4	3.871	42.58	3.5x	6.510	97.65	3.7x	2.730	40.95	3.9x	3.980	3.7x
Quiver	1	13.813	138.13	1.0x	26.427	396.41	1.0x	11.212	168.19	1.0x	13.718	1.0x
	2	6.575	65.75	2.1x	13.764	206.46	1.9x	5.797	86.95	1.9x	7.447	1.8x
	3	4.979	49.79	2.8x	8.703	130.55	3.0x	3.993	59.90	2.8x	5.058	2.7x
	4	3.596	35.96	3.8x	6.779	101.68	3.9x	2.974	44.61	3.8x	3.855	3.6x

Table 6: Distributed scalability for GraphSage (NVLink hosts). ET - Epoch time (s), TTA - Time to Accuracy (s).

		orkut		ogbn-papers100m		
System	# Hosts	ET	ET Speed-up	ET	TTA	TTA Speed-up
Full-Graph	1	4.769	1.0x	3.556	924.46	1.0x
	2	4.588	1.0x	3.566	927.13	1.0x
	3	4.351	1.0x	3.933	1022.63	0.9x
PipeGCN	1	0.454	1.0x	0.759	197.57	1.0x
	2	0.341	1.3x	0.464	120.67	1.6x
	3	0.227	2.0x	0.361	93.96	2.1x
BNS-GCN	1	0.810	1.0x	0.997	209.38	1.0x
	2	0.608	1.3x	0.762	160.10	1.3x
	3	0.405	2.0x	0.542	113.88	1.8x
DistDGL	1	9.83	1.0x	11.56	80.93	1.0x
	2	7.31	1.3x	10.75	75.24	1.1x
	3	6.82	2.0x	6.61	46.28	1.7x
Quiver	1	7.33	1.0x	2.63	18.41	1.0x
	2	4.67	1.6x	1.96	13.72	1.3x
	3	3.78	1.9x	1.66	11.62	1.6x

**Figure 4: Convergence curve for GraphSage (3 NVLink hosts).**

this experiment, we replace DGL with DistDGL, its distributed version. We report the hyperparameters in the in the appendix table 15. We consider the GraphSAGE model because it is the only one implemented in the DistDGL distribution. We run Quiver with data parallelism across multiple hosts.

Table 6 and Figure 4 show the results for distributed scalability with NVLink-enabled devices. Also, in this case, we observe that full-graph training systems consistently have lower epoch time but larger time-to-accuracy compared to DistDGL. Going from single-host to multi-host training impacts different systems in a different way. Full-graph training systems must use the network to exchange vertex features across hosts, which is much slower than NVLink. The Full-Graph baseline actually has a slower epoch time than a single-host setup. Optimizing communication using asynchrony (PipeGCN) and boundary node sampling (BNS-GCN) is even more crucial to scaling than in the single-host scalability experiments. DistDGL partitions the dataset across multiple hosts and performs distributed sampling, which introduces an additional communication cost compared to a single-host implementation. When running on multiple hosts, the DistDGL baseline has a much larger epoch time than Quiver because it uses distributed CPU-based sampling and does not use caching.

Scalability with the PCIe host. We run single-host scalability experiments on the PCIe host, from 1 to 4 GPUs. Like for the previous experiments, mini-batch training systems have a lower time-to-accuracy than full-graph training ones despite having a larger epoch time. The results show that all the full-graph training systems have lower scalability since they must not communicate over the slower PCIe bus instead of NVLink. This slowdown compared to the NVLink case is particularly evident for the Full-Graph baseline, which can only scale up to 2.0x. PipeGCN async can scale up to at most 3.1x and BNS-GCN up to at most 3.0x. Mini-batch training systems have better scalability because they replicate most graphs in the cache and require less cross-GPU communication. DGL scales up to 3.8x and Quiver up to 3.5x.

We also run all systems using 3 PCIe hosts for the ogbn-papers100m graph. Compared to the distributed NVLink setup, hosts are connected by a much slower network (1 Gbps instead of 25 Gbps). Like in the previous experiments, DistDGL has a lower time-to-accuracy than the other full-graph training systems, but the difference is

smaller than with the distributed NVLink setup because of the cost of distributed sampling and feature loading over a very slow network. DistDGL outperforms the BNS-DGL system by only 12%. The distributed sampling implementation of DistDGL is not optimized for very slow network links. The full results are shown in the appendix in table 20.

Memory scalability. In terms of memory usage, full-graph training systems must keep the entire graph and the related training state partitioned in GPU memory. Mini-batch systems only need to store a micro-batch and the related state in the memory of each GPU. In our experiments, full-graph training systems have a larger peak memory utilization in all the configurations we considered, up to 7.4X, but the gap decreases when using more GPUs (since mini-batch training systems must store more micro-batches in total), deeper GNNs with more layers, or larger sampling fanouts (since each micro-batch is larger).

Takeaway. Mini-batch training systems have lower time-to-accuracy than full-graph training ones for all models, datasets, and hardware configurations we consider. They also have better scalability in most cases. One important scalability advantage for mini-batch training systems is that they can tune the mini-batch size to keep the work per GPU constant. In full-graph training systems, algorithmic optimizations such as asynchrony and sampling are essential to achieve high scalability. The full-graph systems cannot scale well when they use slower cross GPU interconnects because their communication cost is amplified.

5 ACCURACY EVALUATION

Even though a system takes longer than another to reach the *same* target test accuracy, it could still be preferable to use it if it can converge to a *higher* test accuracy. Indeed, some works on GNN systems assert that full-graph training achieves higher accuracy and that mini-batch training does not guarantee convergence [3, 31, 34, 37, 48, 49, 51, 53, 55, 57, 66], while others claim that mini-batch training achieves higher accuracy [22, 73, 75, 76, 79].

Figure 5 summarizes the test accuracy values reported in the literature we reviewed for different GNN models and datasets. Each point in the graph represents the test accuracy reported for a specific GNN model-dataset pair in one of the papers we reviewed. The figure illustrates a wide distribution of accuracy values for the same dataset and model combination.

In this Section, we shed light onto this apparent contradiction and answer two questions: Q3) *What is the best test accuracy we can achieve using full-graph and mini-batch training?* Q4) *What test accuracy can we achieve when using a training method with the best hyperparameters found for the other method?* Different training systems have different optimizations (see Figure 2), so Q5: *What is the impact of the optimizations on accuracy?*

Methodology. To compare maximum test accuracies among full-graph and mini-batch training, we use the methodology depicted in Figure 6. Given a dataset and a GNN model, we conduct two separate hyperparameter searches, one using full-graph training and one using mini-batch training. This is because the two training methods can have different sets of best hyperparameters for the same dataset and model, using the method described in Section 3.

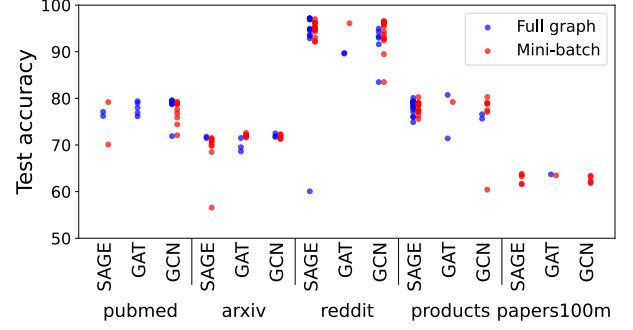


Figure 5: Test accuracy reported in literature on GNN training [7–10, 12, 15, 17, 20, 24, 26, 32, 45, 48, 50, 53, 55, 62, 66, 67, 67, 70, 79] .

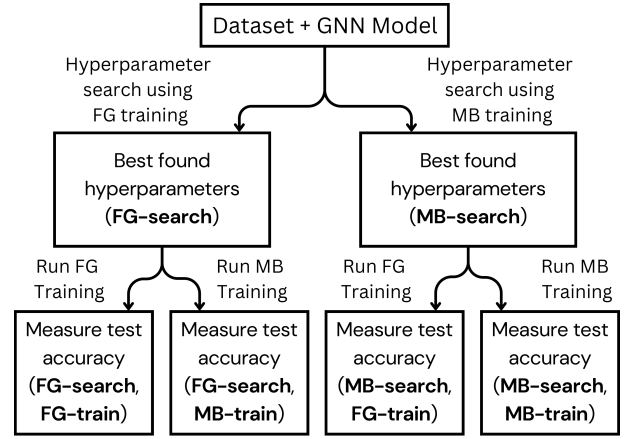


Figure 6: Methodology of our accuracy comparison between full-graph (FG) and mini-batch (MB) training.

We consider *vanilla* baselines for full-graph and mini-batch training: the Full-Graph baseline and DGL with the default Neighborhood Sampling algorithm, respectively. The best hyperparameter settings we obtained using the two training methods are denoted as FG-SEARCH and MB-SEARCH. We then run full-graph and mini-batch training on both settings, measure the test accuracy, and denote it as FG-TRAIN and MB-TRAIN respectively. This yields a total of four test accuracy combinations per dataset and GNN model. We report the hyperparameter settings we found in the appendix in table 12.

We validate our results by verifying that given a dataset, model, and training method, our hyperparameter search achieves accuracy values that are equal to or better than the best accuracy value reported in the literature reviewed in Section 2.3.

Accuracy with the best setting. We start by answering question Q3: *What is the best test accuracy we can achieve using vanilla full-graph and mini-batch training?* The accuracy results for the GraphSAGE model are shown in Table 7. Given a dataset, we must compare the accuracies obtained for two combinations: (FG-SEARCH, FG-TRAIN) for full-graph training and (MB-SEARCH, MB-TRAIN) for mini-batch training. The results are averaged after 5 runs.

Table 7: Accuracy (%) of GraphSage using hyperparameter tuning method in Figure 6.

	Pubmed		Ogbn-arxiv		Reddit		Ogbn-products		Ogbn-papers100M	
	FG-search	MB-search	FG-search	MB-search	FG-search	MB-search	FG-search	MB-search	FG-search	MB-search
FG-train	77.40 ± 00.04	76.10 ± 00.67	71.76 ± 00.16	67.21 ± 00.9	96.94 ± 00.01	90.28 ± 00.63	79.29 ± 00.15	76.60 ± 00.32	62.82 ± 00.01	61.74 ± 00.13
MB-train	77.00 ± 00.39	78.20 ± 00.32	70.73 ± 00.38	71.67 ± 00.30	96.52 ± 00.14	96.82 ± 00.04	78.72 ± 00.07	78.84 ± 00.12	62.52 ± 00.04	62.77 ± 00.02

Table 8: Accuracy (%) impact of different optimizations - GraphSAGE.

	Pubmed	Ogbn-arxiv	Reddit	Ogbn-products	Ogbn-papers100M
Full-Graph	77.40±0.04	71.76 ± 0.16	96.94±0.01	79.29 ± 0.15	62.82±0.01
PipeGCN	77.40±0.45	71.27 ± 0.66	96.93±0.11	78.58 ± 0.32	61.74±0.13
BNS-GCN	77.20±0.16	71.72 ± 0.27	96.95±0.08	78.40 ± 0.22	62.79±0.10
AdaQP	77.42±0.59	63.73 ± 0.07	96.85±0.002	78.79 ± 0.004	62.54±0.00
NS	78.20±0.32	71.67 ± 0.30	96.82±0.04	78.84 ± 0.12	62.77±0.02
ClusterGCN	79.72±0.22	65.72 ± 0.18	95.07±0.03	79.50 ± 0.17	49.79±0.00
GraphSaint	84.03±0.61	73.80 ± 0.13	98.40±0.03	77.85 ± 0.07	50.32±0.27

The results show that the accuracies are similar across training methods. For the GraphSAGE model, each method can yield higher accuracy than the other, depending on the dataset. Accuracy tends to have lower variance with full-graph training generally than with mini-batch training. The largest gap between the accuracies obtained with the two methods is less than 0.9% in favor of full-graph training and averaging around 0.3%. We ran a similar analysis for the GCN and GAT model, and we report the results in the appendix in table 18 and table 19. With the GAT model, the largest gap is slightly higher, up to 1.1% in favor of full-graph training and the average is around 0.6%. Gaps are higher for GCN, which is a simpler model and turns out to be more sensitive to the choice of hyperparameters. The largest gap in this case is 3.6% in favor of mini-batch training and the average is around 1.27%.

Accuracy with sub-optimal setting. We now answer question Q4: *What test accuracy can we achieve when using a vanilla training method with the best hyperparameters found for the other method?*

To answer this question for the case of the GraphSAGE model, we still look at Table 7. Given a dataset, the FG-SEARCH column reports the accuracy achieved with the two training methods using the hyperparameter setting where full-graph training works best. Mini-batch training performs worse than full-graph training, but only by a small margin. The largest gap between MB-TRAIN and FG-TRAIN is for the ogbn-arxiv graph (1.03%).

The MB-SEARCH column compares the two training methods using the best hyperparameters we found for mini-batch training. Full-graph training has lower accuracy than mini-batch training and the gap between the two methods is larger, reaching 6.22% for the reddit dataset.

Our evaluation of GAT and GCN is reported in the appendix in table 9 and table 10 which leads to similar conclusions. For GAT, the largest difference between FG-train and MB-train is 2.85% in favor of MB-search for arxiv and 1.9% in favor of FG-search for pubmed. For GCN, it is 1.36% in favor of FG-search for reddit and 5.5% in favor of MB-search for pubmed.

These results motivate the use of separate hyperparameter tuning for the two methods since good hyperparameter settings do not transfer well across methods.

Impact of optimizations on accuracy. Many performance optimizations we consider can result in a different accuracy than the vanilla methods (see Figure 2). This section answers the question Q5: *What is the impact of the optimizations on accuracy?* In this analysis, we use the best-found hyperparameters for each system class: FG-SEARCH and MB-SEARCH models for full-graph and mini-batch training systems, respectively. For full-graph training, we consider the impact of asynchrony (PipeGCN), sampling (BNS-GCN), and message quantization (AdaQP). For mini-batch training, besides Neighborhood Sampling (NS), we also consider the ClusterGCN and GraphSaint sampling algorithms.

The results for GraphSage are shown in Table 8. Among full-graph training systems, our results show that asynchrony and sampling have minimal impact on accuracy compared to FG, within 1% in all the cases we considered. Message quantization has a stronger negative impact only on arxiv.

Mini-batch training shows a very different trend. For most datasets, there is some sampling algorithm that achieves higher accuracy than all full-graph training approaches. The relative performance of each sampling algorithm shows large variations depending on the dataset. Both GraphSaint and ClusterGCN achieve the best and the worst accuracy among all sampling algorithms for some datasets. These results show that the regularization effect of sampling is key to achieving high accuracy, focusing the training on nodes that have the highest influence on each other [70]. Neighborhood Sampling (NS) shows a more stable behavior: on all datasets, it achieves similar accuracy as FG. This justifies its popularity as the default sampling method for mini-batch training. We repeated the experiment on GAT and GCN and obtained similar trends, as shown in the appendix in table 18 and table 19.

Takeaway. When comparing vanilla full-graph and mini-batch training, no method consistently guarantees higher accuracy than the other and the gap between the two methods is not larger than 3.6%. Good hyperparameter settings do not perform as well across both full-graph and mini-batch training, motivating the need for separate tuning processes. The algorithmic optimizations for full-graph training we considered achieve very similar accuracies as the vanilla full-graph method in most cases, making them attractive

choices given their performance benefits. For mini-batch training, using the right sampling algorithm can achieve higher accuracy than the full-graph training methods for most datasets and models. However, some sampling algorithms show widely different accuracies based on the dataset and sometimes converge to much lower accuracies. This indicates that trying different algorithms during hyperparameter tuning is essential.

Overall, these results challenge the common rationale for using full-graph training over mini-batch training, suggesting that the expected benefits of avoiding sampling and its associated information loss to achieve higher accuracy do not materialize in practice.

6 COST ANALYSIS

To support and generalize our empirical observations beyond the specific hardware configurations and software implementations we evaluated empirically, in this section we answer the following question *Q6: What are the analytical performance costs of vanilla full-graph and mini-batch training?* We model the communication and computation costs of training analytically and then evaluate the cost of pre-processing (sampling) in mini-batch training experimentally to complement the analysis.

Communication cost. Our analysis considers a simplified model of GNN training where the training workload is partitioned among a set of workers W , each accessing a local memory. The communication cost is the volume of vertex feature data exchanged among the workers. We ignore the communication cost of gradient synchronization since GNN models have relatively few parameters. We measure the communication cost to convergence rather than the cost per epoch to account following the discussion of Section 4.1.

In full-graph training, at each layer, workers must receive the features of all the vertices in other partitions that have neighbors in the local partition. The communication cost is:

$$\Gamma_{fg} = n_f \sum_{l=1}^L \sum_{w \in W} \sum_{v \in R_w} |h_v^l|$$

where n_f is the number of epochs to convergence, R_w the set of vertices that are remote neighbors of vertices in w , h_v^l is the feature vector for vertex v at layer l .

In mini-batch training, we model a scenario where the input features cannot fit in the local memory of one worker and are partitioned among workers. At each iteration, each worker must gather the input features of all the vertices at the bottom layer of its micro-batch. The communication cost to convergence is:

$$\Gamma_{mb} = n_m \sum_{i=1}^I \sum_{w \in W} \sum_{v \in (M_{i,w} \setminus P_w)} |h_v^0|$$

where n_m is the number of epochs to convergence using vanilla mini-batch training, I is the number of iterations in an epoch, $M_{i,w}$ is the set of vertices in the micro-batch assigned to worker w at iteration i , and P_w is the partition of vertices assigned to worker w .

We calculate the ratio between Γ_{fg} and Γ_{mb} by considering the same hyperparameters for both approaches, which are the same we used for evaluating the time-to-accuracy in Section 4.1. We use

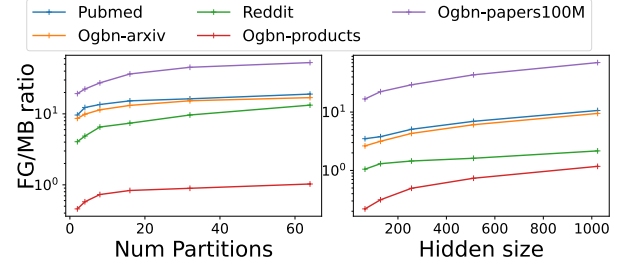


Figure 7: FG/MB ratio of communication cost. (Left: Hyperparameters in the appendix in table 16. Right: Default 4 partitions)

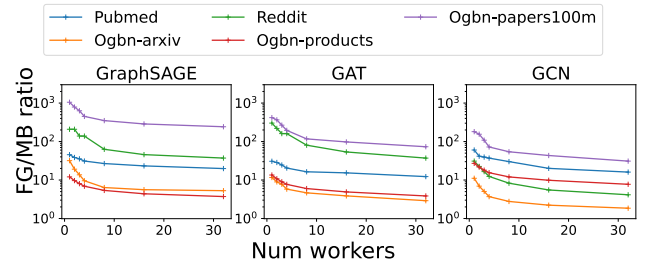


Figure 8: FG/MB ratio of computation cost for GraphSage.

Metis to partition the datasets [23] and run Neighborhood Sampling for one epoch to obtain M_w^l .

Figure 7 shows the ratio between Γ_{fg} and Γ_{mb} for different datasets. The communication cost of full-graph training is higher than that of mini-batch training in most cases. The gap mostly depends on the number of boundary nodes and, for mini-batch training, on the size of the last layer of the micro-batches. In practice, mini-batch training does not need to partition the dataset since it can replicate commonly accessed input features in the local memory of multiple workers. In our experimental evaluation of Section 4, all datasets except orkut and papers100M are fully replicated, but partial replication is often almost as effective [43].

In general, larger graphs can have a larger edge cut when they are partitioned. This results in larger R_w , increasing the communication cost of full-graph training Γ_{fg} . In contrast, the communication cost of mini-batch training, Γ_{mb} , grows with $(M_{i,w} \setminus P_w)$, which is upper bounded by the size of the sampled micro-batches, not by the size of the graph. A similar effect is observed by increasing the number of partitions with fixed datasets, as shown in Figure 7. This increases the relative cost of Γ_{fg} over Γ_{mb} .

Computation cost. We now analyze the computational cost of training with vanilla full-graph and mini-batch training. We consider the same model used for the communication cost analysis.

A GNN training layer l computes the features of vertices at layer l based on the features of their neighbors at layer $l-1$ (see section 2.1). The computational cost to the convergence of full-graph training

can be expressed as:

$$\Theta_{\text{fg}} = n_f \sum_{l=1}^L (|E^l| \cdot c_e + |V^l| \cdot c_v)(1 + \eta)$$

where the summation expresses the cost of the forward pass: c_e is the cost of generating and aggregating a message sent over one edge, c_v is the cost of computing a new representation of a vertex, V^l is the set of all vertices processed at layer l in the epoch, and E^l is the set of all edges between V^{l-1} and V^l processed in the epoch. The factor $(1 + \eta)$ accounts for the cost of the backward pass.

The values of c_e and c_v are independent of the choice of full-graph or mini-batch training. They depend on the GNN model (e.g. GraphSage or GAT) and its hyperparameters and they can be calculated analytically in terms of FLOPS.

The computational cost for mini-batch training is similar:

$$\Theta_{\text{mb}} = n_m \sum_{i=1}^I \sum_{w \in W} \sum_{l=1}^L (|E^l(M_{i,w})| \cdot c_e + |V^l(M_{i,w})| \cdot c_v)(1 + \eta)$$

where $E^l(M_{i,w})$ and $V^l(M_{i,w})$ are the number of edges and vertices at layer l in the micro-batch $M_{i,w}$.

We calculate the ratio of Θ_{fg} and Θ_{mb} using the same hyperparameters as in the communication cost analysis and show it in Figure 8. The results reveal a large difference in terms of computational cost between mini-batch and full-graph training, especially with the largest graph, papers100M. In full-graph training, Θ_{fg} depends on $|E^l|$ and $|V^l|$, which grow as the size of the graph grows. Mini-batch training performs message passing only on a sample of the graph, unlike full-graph training, reducing computation cost substantially. The computation cost Θ_{mb} is upper-bounded by the size of $M_{i,w}$, which depends on the number of layers in the GNN and the sampling algorithm rather than on the size of the graph.

As the number of workers grows, the gap between full-graph and mini-batch training decreases in Figure 8. This is because the same vertex can appear in multiple micro-batches, so its hidden features are computed multiple times in an epoch. This redundant computation does not happen with full-graph training.

Cost of sampling in mini-batch training. Mini-batch training requires two pre-processing steps: sampling and data loading. Data loading costs are included in the communication costs. Modeling sampling costs in terms of FLOPS, as we did for the training, costs Θ_{mb} is challenging because sampling is a sparse and irregular computation, not a dense computation like matrix multiplication. Therefore, to put the previous results in context, it is necessary to consider the relative computational cost of sampling over training in mini-batch training. We measure it experimentally using DGL and Neighborhood Sampling, running both sampling and training in CPU memory to factor out the overhead of transferring data to the GPUs. The results are shown in Figure 9. The computational cost of sampling is noticeable but is still lower than the training cost in most cases. It decreases when we increase the number of workers/partitions because each epoch requires fewer iterations.

Takeaway. This analysis shows that vanilla full-graph training has a higher communication cost than vanilla mini-batch training when the GNN model is not very deep. In practice, mini-batch training

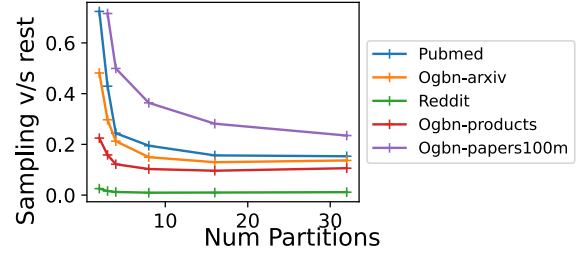


Figure 9: Fraction of epoch time spent performing sampling in mini-batch training for GraphSage.

can replicate input features across multiple workers to eliminate or reduce communication costs. The high communication cost of full-graph training has been the focus of prior work on full-graph training systems, as discussed in Section 2.2.

The analysis shows that using sampling in mini-batch training also results in a substantial reduction in computation cost compared to full-graph training systems.

7 CONCLUSION

Our work has evaluated various full-graph and mini-batch systems, encompassing a wide range of optimizations (see Figure 2). A common rationale for using full-graph instead of mini-batch training is to achieve higher accuracy by avoiding the information loss resulting from sampling. In our evaluation, we did not observe these expected benefits. Mini-batch training systems not only achieve a lower time-to-accuracy across all models, datasets, and hardware configurations we consider but also a comparable or even higher accuracy with proper hyperparameter tuning.

Among the optimizations we considered for mini-batch training, GPU-based sampling and GPU caching should be used whenever feasible. The choice and configuration of the sampling algorithm is critical for performance and accuracy. The common Neighborhood Sampling algorithm is able to consistently achieve good accuracy, but it still shows a slightly larger variance between training runs than vanilla full-graph training. Other sampling algorithms we evaluated are not always able to converge to a high accuracy, depending on the dataset. Distributed sampling over multiple hosts can also become a bottleneck, especially when the network is slow. Systems that allow ML practitioners to implement new sampling algorithms and run them on GPUs, such as [13, 19, 36, 59], can support future innovations in efficient sampling algorithms.

For full-graph training systems, the algorithmic optimizations we considered can substantially improve performance with minimal or no impact on accuracy. Our performance evaluation and cost model analysis reveal that in addition to the well-known communication bottleneck addressed by much previous work, future optimizations should also reduce the computation cost gap with mini-batch training. A natural open question is whether combining the full-batch training pipeline of Figure 1(a) with more aggressive sampling, forgoing full-graph aggregation, can be more effective than mini-batch training. In our hyperparameter tuning, however, we found that the accuracy of mini-batching typically peaks with batch sizes around 1024/4096 and does not grow further with larger values, so the advantage of using full-batch training is unclear.

REFERENCES

- [1] Xin Ai, Qiange Wang, Chunyu Cao, Yanfeng Zhang, Chaoyi Chen, Hao Yuan, Yu Gu, and Ge Yu. 2023. NeutronOrch: Rethinking Sample-based GNN Training under CPU-GPU Heterogeneous Environments. *arXiv preprint arXiv:2311.13225* (2023).
- [2] Saurabh Bajaj, Hojae Son, Juelin Liu, Hui Guan, and Marco Serafini. 2024. Graph Neural Network Training Systems: A Performance Comparison of Full-Graph and Mini-Batch. Repository. https://github.com/saurabhajaj123/GNN_minibatch_vs_fullbatch
- [3] Zhenkun Cai, Xiao Yan, Yidi Wu, Kaihao Ma, James Cheng, and Fan Yu. 2021. DGCL: An efficient communication library for distributed GNN training. In *Proceedings of the Sixteenth European Conference on Computer Systems*. 130–144.
- [4] Zhenkun Cai, Qihui Zhou, Xiao Yan, Da Zheng, Xiang Song, Chenguang Zheng, James Cheng, and George Karypis. 2023. DSP: Efficient GNN Training with Multiple GPUs. In *Proceedings of the 28th ACM SIGPLAN Annual Symposium on Principles and Practice of Parallel Programming (PPoPP '23)*. 392–404.
- [5] Jingji Chen, Zhuoming Chen, and Xuehai Qian. 2023. GNNPipe: Scaling Deep GNN Training with Pipelined Model Parallelism. *arXiv:2308.10087* [cs.DC]
- [6] Jie Chen, Tengfei Ma, and Cao Xiao. 2018. FastGCN: Fast Learning with Graph Convolutional Networks via Importance Sampling. *arXiv:1801.10247* [cs.LG]
- [7] Jianfei Chen, Jun Zhu, and Le Song. 2018. Stochastic Training of Graph Convolutional Networks with Variance Reduction. *arXiv:1710.10568* [stat.ML]
- [8] Wei-Lin Chiang, Xuanqing Liu, Si Si, Yang Li, Samy Bengio, and Cho-Jui Hsieh. 2019. Cluster-GCN: An Efficient Algorithm for Training Deep and Large Graph Convolutional Networks. In *Proceedings of the 25th ACM SIGKDD International Conference on Knowledge Discovery & Data Mining (KDD '19)*. 257–266.
- [9] dmlc dgl. 2023. dmlc/dgl. <https://github.com/dmlc/dgl/tree/master>
- [10] Fabrizio Frasca, Emanuele Rossi, Davide Eynard, Benjamin Chamberlain, Michael Bronstein, and Federico Monti. 2020. SIGN: Scalable Inception Graph Neural Networks. In *ICML 2020 Workshop on Graph Representation Learning and Beyond*.
- [11] Swapnil Gandhi and Anand Padmanabha Iyer. 2021. P3: Distributed Deep Graph Learning at Scale. In *15th USENIX Symposium on Operating Systems Design and Implementation (OSDI 21)*. 551–568.
- [12] Johannes Gasteiger, Chendi Qian, and Stephan Günnemann. 2022. Influence-Based Mini-Batching for Graph Neural Networks. In *Proceedings of the First Learning on Graphs Conference (Proceedings of Machine Learning Research)*, Vol. 198. 9:1–9:19.
- [13] Ping Gong, Renjie Liu, Zunyao Mao, Zhenkun Cai, Xiao Yan, Cheng Li, Minjie Wang, and Zhuozhao Li. 2023. gSampler: General and efficient GPU-based graph sampling for graph learning. In *ACM 2023 Symposium on Operating Systems Principles (SOSP)*.
- [14] Will Hamilton, Payal Bajaj, Marinka Zitnik, Dan Jurafsky, and Jure Leskovec. 2018. Embedding logical queries on knowledge graphs. *Advances in neural information processing systems* 31 (2018).
- [15] William L. Hamilton, Rex Ying, and Jure Leskovec. 2017. Inductive Representation Learning on Large Graphs. In *NIPS*.
- [16] Weihua Hu, Matthias Fey, Hongyu Ren, Maho Nakata, Yuxiao Dong, and Jure Leskovec. 2021. OGB-LSC: A Large-Scale Challenge for Machine Learning on Graphs. *arXiv preprint arXiv:2103.09430* (2021).
- [17] Weihua Hu, Matthias Fey, Marinka Zitnik, Yuxiao Dong, Hongyu Ren, Bowen Liu, Michele Catasta, and Jure Leskovec. 2020. Open graph benchmark: Datasets for machine learning on graphs. *Advances in neural information processing systems* 33 (2020), 22118–22133.
- [18] Wenbing Huang, Tong Zhang, Yu Rong, and Junzhou Huang. 2018. Adaptive sampling towards fast graph representation learning. *Advances in neural information processing systems* 31 (2018).
- [19] Abhinav Jangda, Sandeep Polisetty, Arjun Guha, and Marco Serafini. 2021. Accelerating Graph Sampling for Graph Machine Learning using GPUs. In *European Conference on Computer Systems (EuroSys)*.
- [20] Zhihao Jia, Sina Lin, Mingyu Gao, Matei Zaharia, and Alex Aiken. 2020. Improving the accuracy, scalability, and performance of graph neural networks with roc. *Proceedings of Machine Learning and Systems* 2 (2020), 187–198.
- [21] Tim Kaler, Alexandros Iliopoulos, Philip Murzynowski, Tao Schardl, Charles E Leiserson, and Jie Chen. 2023. Communication-efficient graph neural networks with probabilistic neighborhood expansion analysis and caching. *Proceedings of Machine Learning and Systems* 5 (2023).
- [22] Tim Kaler, Nickolas Stathas, Anne Ouyang, Alexandros-Stavros Iliopoulos, Tao Schardl, Charles E Leiserson, and Jie Chen. 2022. Accelerating training and inference of graph neural networks with fast sampling and pipelining. *Proceedings of Machine Learning and Systems* 4 (2022), 172–189.
- [23] George Karypis and Vipin Kumar. 1997. METIS: A software package for partitioning unstructured graphs, partitioning meshes, and computing fill-reducing orderings of sparse matrices. (1997).
- [24] Thomas N. Kipf and Max Welling. 2017. Semi-Supervised Classification with Graph Convolutional Networks. In *International Conference on Learning Representations (ICLR)*.
- [25] Süreyya Emre Kurt, Jinghua Yan, Aravind Sukumaran-Rajam, Prashant Pandey, and P. Sadayappan. 2023. Communication Optimization for Distributed Execution of Graph Neural Networks. In *2023 IEEE International Parallel and Distributed Processing Symposium (IPDPS)*. 512–523. <https://doi.org/10.1109/IPDPS54959.2023.00058>
- [26] Xunkai Li, Jingyuan Ma, Zhengyu Wu, Daohan Su, Wentao Zhang, Rong-Hua Li, and Guoren Wang. 2024. Rethinking Node-wise Propagation for Large-scale Graph Learning. In *Proceedings of the ACM on Web Conference 2024 (WWW '24)*. 560–569.
- [27] Haiyang Lin, Mingyu Yan, Xiaochun Ye, Dongrui Fan, Shirui Pan, Wenguang Chen, and Yuan Xie. 2023. A comprehensive survey on distributed training of graph neural networks. *Proc. IEEE* (2023).
- [28] Zhiqi Lin, Cheng Li, Youshan Miao, Yunxin Liu, and Yinlong Xu. 2020. PaGraph: Scaling GNN training on large graphs via computation-aware caching. *Proceedings of the 11th ACM Symposium on Cloud Computing (10 2020)*. <https://doi.org/10.1145/3419111.3421281>
- [29] Tianfeng Liu, Yangrui Chen, Dan Li, Chuan Wu, Yibo Zhu, Jun He, Yanghua Peng, Hongzheng Chen, Hongzhi Chen, and Chuanxiong Guo. 2023. BGL: GPU-Efficient GNN Training by Optimizing Graph Data I/O and Preprocessing. In *20th USENIX Symposium on Networked Systems Design and Implementation (NSDI 23)*. 103–118.
- [30] Zirui Liu, Kaixiong Zhou, Fan Yang, Li Li, Rui Chen, and Xia Hu. 2021. Exact: Scalable graph neural networks training via extreme activation compression. In *International Conference on Learning Representations*.
- [31] Lingxiao Ma, Zhi Yang, Youshan Miao, Jilong Xue, Ming Wu, Lidong Zhou, and Yafei Dai. 2019. NeuGraph: Parallel Deep Neural Network Computation on Large Graphs. In *2019 USENIX Annual Technical Conference (USENIX ATC 19)*. 443–458.
- [32] Vasimuddin Md, Sanchit Misra, Guixiang Ma, Ramanarayan Mohanty, Evangelos Georganas, Alexander Heinecke, Dhiraj Kalamkar, Nesreen K Ahmed, and Sasikanth Avancha. 2021. Distgmn: Scalable distributed training for large-scale graph neural networks. In *Proceedings of the International Conference for High Performance Computing, Networking, Storage and Analysis*. 1–14.
- [33] Seung Won Min, Kun Wu, Mert Hidayetoglu, Jinjun Xiong, Xiang Song, and Wenmei Hwu. 2022. Graph neural network training and data tiering. In *Proceedings of the 28th ACM SIGKDD Conference on Knowledge Discovery and Data Mining*. 3555–3565.
- [34] Hesham Mostafa. 2022. Sequential Aggregation and Rematerialization: Distributed Full-batch Training of Graph Neural Networks on Large Graphs. *MLSys* (2022).
- [35] Galileo Namata, Ben London, Lise Getoor, Bert Huang, and U Edu. 2012. Query-driven active surveying for collective classification. In *10th international workshop on mining and learning with graphs*, Vol. 8. 1.
- [36] Santosh Pandey, Lingda Li, Adolfo Hoisie, Xiaoye S Li, and Hang Liu. 2020. C-SAW: A framework for graph sampling and random walk on GPUs. In *SC20: International Conference for High Performance Computing, Networking, Storage and Analysis*. IEEE, 1–15.
- [37] Jingshu Peng, Zhao Chen, Yingxia Shao, Yanyan Shen, Lei Chen, and Jiannong Cao. 2022. Sancus: staleness-aware communication-avoiding full-graph decentralized training in large-scale graph neural networks. *Proc. VLDB Endow.* 15, 9 (2022), 1937–1950.
- [38] Quiver. 2023. quiver-team/torch-quiver. <https://github.com/quiver-team/torch-quiver>
- [39] T. Konstantin Rusch, Michael M. Bronstein, and Siddhartha Mishra. 2023. A Survey on Oversmoothing in Graph Neural Networks. *arXiv:2303.10993* [cs.LG]
- [40] Michael Schlichtkrull, Thomas N Kipf, Peter Bloem, Rianne Van Den Berg, Ivan Titov, and Max Welling. 2018. Modeling relational data with graph convolutional networks. In *The semantic web: 15th international conference, ESWC 2018, Heraklion, Crete, Greece, June 3–7, 2018, proceedings 15*. Springer, 593–607.
- [41] Marco Serafini and Hui Guan. 2021. Scalable Graph Neural Network Training: The Case for Sampling. *SIGOPS Oper. Syst. Rev.* 55, 1 (June 2021), 68–76.
- [42] Yingxia Shao, Hongzheng Li, Xizhi Gu, Hongbo Yin, Yawen Li, Xupeng Miao, Wentao Zhang, Bin Cui, and Lei Chen. 2024. Distributed graph neural network training: A survey. *Comput. Surveys* 56, 8 (2024), 1–39.
- [43] Xiaoni Song, Yiwen Zhang, Rong Chen, and Haibo Chen. 2023. UGACHE: A Unified GPU Cache for Embedding-Based Deep Learning. In *Proceedings of the 29th Symposium on Operating Systems Principles (SOSP '23)*. 627–641.
- [44] Zhen Song, Yu Gu, Tianyi Li, Qing Sun, Yanfeng Zhang, Christian S Jensen, and Ge Yu. 2023. ADGNN: Towards Scalable GNN Training with Aggregation-Difference Aware Sampling. *Proceedings of the ACM on Management of Data* 1, 4 (2023), 1–26.
- [45] Song, Xiang and Aws, A and Usa, Runjie and Ma, and Shanghai, Aws and Lab, A and Li, China and Zhang, Muhun and David Wipf. 2021. Network In Graph Neural Network. <https://arxiv.org/pdf/2111.11638.pdf>
- [46] Jie Sun, Li Su, Zuo Cheng Shi, Wenting Shen, Zeke Wang, Lei Wang, Jie Zhang, Yong Li, Wenyan Yu, Jingren Zhou, and Fei Wu. 2023. Legion: Automatically Pushing the Envelope of Multi-GPU System for Billion-Scale GNN Training. In *2023 USENIX Annual Technical Conference (USENIX ATC 23)*. 165–179.

- [47] Zeyuan Tan, Xiulong Yuan, Congjie He, Man-Kit Sit, Guo Li, Xiaozhe Liu, Baole Ai, Kai Zeng, Peter Pietzuch, and Luo Mai. 2023. Quiver: Supporting GPUs for Low-Latency, High-Throughput GNN Serving with Workload Awareness. *arXiv:2305.10863*
- [48] John Thorpe, Yifan Qiao, Jonathan Eyolfson, Shen Teng, Guanzhou Hu, Zhihao Jia, Jinliang Wei, Keval Vora, Ravi Netravali, Miryung Kim, et al. 2021. Dorylus: Affordable, scalable, and accurate {GNN} training with distributed {CPU} servers and serverless threads. In *15th USENIX Symposium on Operating Systems Design and Implementation (OSDI 21)*. 495–514.
- [49] Alok Tripathy, Katherine Yelick, and Aydin Buluç. 2020. Reducing communication in graph neural network training. In *SC20: International Conference for High Performance Computing, Networking, Storage and Analysis*. IEEE, 1–14.
- [50] Petar Veličković, Guillem Cucurull, Arantxa Casanova, Adriana Romero, Pietro Liò, and Yoshua Bengio. 2018. Graph Attention Networks. *International Conference on Learning Representations* (2018). <https://openreview.net/forum?id=rjXMpikCZ> accepted as poster.
- [51] Borui Wan, Juntao Zhao, and Chuan Wu. 2023. Adaptive message quantization and parallelization for distributed full-graph GNN training. *Proceedings of Machine Learning and Systems* 5 (2023).
- [52] Borui Wan, Juntao Zhao, and Chuan Wu. 2024. AdaQP repository. <https://github.com/raywan-110/AdaQP>
- [53] Cheng Wan, Youjie Li, Ang Li, Nam Sung Kim, and Yingyan Lin. 2022. BNS-GCN: Efficient Full-graph Training of Graph Convolutional Networks with Partition-parallelism and Random Boundary Node Sampling. *Proceedings of Machine Learning and Systems* 4 (2022), 673–693.
- [54] Cheng Wan, Youjie Li, Ang Li, Nam Sung Kim, and Yingyan Lin. 2023. BNS-GCN repository. <https://github.com/GATECH-EIC/BNS-GCN>
- [55] C Wan, Y Li, Cameron R Wolfe, A Kyriillidis, Nam S Kim, and Y Lin. 2022. PipeGCN: Efficient Full-Graph Training of Graph Convolutional Networks with Pipelined Feature Communication. In *The Tenth International Conference on Learning Representations (ICLR 2022)*.
- [56] C Wan, Y Li, Cameron R Wolfe, A Kyriillidis, Nam S Kim, and Y Lin. 2023. PipeGCN repository. <https://github.com/GATECH-EIC/PipeGCN>
- [57] Xinchun Wan, Kaiqiang Xu, Xudong Liao, Yilun Jin, Kai Chen, and Xin Jin. 2023. Scalable and Efficient Full-Graph GNN Training for Large Graphs. *Proc. ACM Manag. Data* 1, 2 (2023).
- [58] Minjie Wang, Da Zheng, Zihao Ye, Quan Gan, Mufei Li, Xiang Song, Jinjing Zhou, Chao Ma, Lingfan Yu, Yu Gai, Tianjun Xiao, Tong He, George Karypis, Jinyang Li, and Zheng Zhang. 2019. Deep Graph Library: A Graph-Centric, Highly-Performant Package for Graph Neural Networks. *arXiv preprint arXiv:1909.01315* (2019).
- [59] Pengyu Wang, Chao Li, Jing Wang, Taolei Wang, Lu Zhang, Jingwen Leng, Quan Chen, and Minyi Guo. 2021. Skywalker: Efficient Alias-Method-Based Graph Sampling and Random Walk on GPUs. In *2021 30th International Conference on Parallel Architectures and Compilation Techniques (PACT)*. IEEE, 304–317.
- [60] Qiange Wang, Yao Chen, Weng-Fai Wong, and Bingsheng He. 2023. HongTu: Scalable Full-Graph GNN Training on Multiple GPUs. *Proceedings of the ACM on Management of Data* 1, 4 (2023), 1–27.
- [61] Qiange Wang, Yanfeng Zhang, Hao Wang, Chaoyi Chen, Xiaodong Zhang, and Ge Yu. 2022. NeutronStar: Distributed GNN Training with Hybrid Dependency Management. *Proceedings of the 2022 International Conference on Management of Data* (06 2022).
- [62] Qitian Wu, Wentao Zhao, Chenxiao Yang, Hengrui Zhang, Fan Nie, Haitian Jiang, Yatao Bian, and Junchi Yan. 2024. Simplifying and empowering transformers for large-graph representations. *Advances in Neural Information Processing Systems* 36 (2024).
- [63] Dongxu Yang, Junhong Liu, Jiaxing Qi, and Junjie Lai. 2022. WholeGraph: A Fast Graph Neural Network Training Framework with Multi-GPU Distributed Shared Memory Architecture. *SC22: International Conference for High Performance Computing, Networking, Storage and Analysis* (2022), 1–14.
- [64] Jaewon Yang and Jure Leskovec. 2012. Defining and evaluating network communities based on ground-truth. In *Proceedings of the ACM SIGKDD Workshop on Mining Data Semantics*. 1–8.
- [65] Jianbang Yang, Dahai Tang, Xiaoni Song, Lei Wang, Qiang Yin, Rong Chen, Wenyan Yu, and Jingren Zhou. 2022. GNNLab: A Factored System for Sample-Based GNN Training over GPUs. In *Proceedings of the Seventeenth European Conference on Computer Systems (EuroSys '22)*. 417–434.
- [66] Shuangyan Yang, Minjia Zhang, Wenqian Dong, and Dong Li. 2023. Betty: Enabling Large-Scale GNN Training with Batch-Level Graph Partitioning. *Proceedings of the 28th ACM International Conference on Architectural Support for Programming Languages and Operating Systems* (2023).
- [67] Kai-Lang Yao and Wu-Jun Li. 2021. Blocking-based Neighbor Sampling for Large-scale Graph Neural Networks. In *IJCAI*. 3307–3313.
- [68] Rex Ying, Ruining He, Kaifeng Chen, Pong Eksombatchai, William L Hamilton, and Jure Leskovec. 2018. Graph convolutional neural networks for web-scale recommender systems. In *Proceedings of the 24th ACM SIGKDD International Conference on Knowledge Discovery & Data Mining*. 974–983.
- [69] Hao Yuan, Yajiong Liu, Yanfeng Zhang, Xin Ai, Qiange Wang, Chaoyi Chen, Yu Gu, and Ge Yu. 2024. Comprehensive Evaluation of GNN Training Systems: A Data Management Perspective. *Proc. VLDB Endow.* 17, 6 (may 2024), 1241–1254.
- [70] Hanqing Zeng, Hongkuan Zhou, Ajitesh Srivastava, Rajgopal Kannan, and Viktor Prasanna. 2019. Accurate, Efficient and Scalable Graph Embedding. In *2019 IEEE International Parallel and Distributed Processing Symposium (IPDPS)*.
- [71] Dalong Zhang, Xin Huang, Ziqi Liu, Jun Zhou, Zhiyang Hu, Xianzheng Song, Zhibang Ge, Lin Wang, Zhiqiang Zhang, and Yuan Qi. 2020. AGL: a scalable system for industrial-purpose graph machine learning. *Proc. VLDB Endow.* 13, 12 (2020), 3125–3137.
- [72] Xin Zhang, Yanyan Shen, Yingxia Shao, and Lei Chen. 2023. DUCATI: A Dual-Cache Training System for Graph Neural Networks on Giant Graphs with the GPU. *Proceedings of the ACM on Management of Data* 1, 2 (2023), 1–24.
- [73] Guoyi Zhao, Tian Zhou, and Lixin Gao. 2021. CM-GCN: A Distributed Framework for Graph Convolutional Networks using Cohesive Mini-batches. In *2021 IEEE International Conference on Big Data (Big Data)*. 153–163. <https://doi.org/10.1109/BigData52589.2021.9671931>
- [74] Chenguang Zheng, Hongzhi Chen, Yuxuan Cheng, Zhezhen Song, Yifan Wu, Changji Li, James Cheng, Hao Yang, and Shuai Zhang. 2022. ByteGNN: Efficient Graph Neural Network Training at Large Scale. *Proc. VLDB Endow.* 15, 6 (feb 2022), 1228–1242. <https://doi.org/10.14778/3514061.3514069>
- [75] Da Zheng, Chao Ma, Minjie Wang, Jinjing Zhou, Qidong Su, Xiang Song, Quan Gan, Zheng Zhang, and George Karypis. 2020. Distdgl: distributed graph neural network training for billion-scale graphs. In *2020 IEEE/ACM 10th Workshop on Irregular Applications: Architectures and Algorithms (IA3)*. IEEE, 36–44.
- [76] Da Zheng, Xiang Song, Chengru Yang, Dominique LaSalle, and George Karypis. 2022. Distributed Hybrid CPU and GPU training for Graph Neural Networks on Billion-Scale Heterogeneous Graphs. *Proceedings of the 28th ACM SIGKDD Conference on Knowledge Discovery and Data Mining* (08 2022).
- [77] Rong Zhu, Kun Zhao, Hongxia Yang, Wei Lin, Chang Zhou, Baole Ai, Yong Li, and Jingren Zhou. 2019. AliGraph: a comprehensive graph neural network platform. *Proceedings of the VLDB Endowment* 12, 12 (2019), 2094–2105.
- [78] Marinka Zitnik, Monica Agrawal, and Jure Leskovec. 2018. Modeling polypharmacy side effects with graph convolutional networks. *Bioinformatics* 34, 13 (jun 2018), i457–i466.
- [79] Difan Zou, Ziniu Hu, Yewen Wang, Song Jiang, Yizhou Sun, and Quanquan Gu. 2019. Layer-dependent importance sampling for training deep and large graph convolutional networks. *Advances in neural information processing systems* 32 (2019).

APPENDIX

The results for the highest achievable accuracy for the GAT and GCN model are shown in Table 9 and Table 10. Given a dataset, we must compare the accuracies obtained for two combinations: (FG-SEARCH, FG-TRAIN) for full-graph training and (MB-SEARCH, MB-TRAIN) for mini-batch training. The results are averaged after 5 runs.

Table 11 shows the search space of our hyperparameter search. Table 12 shows the best architectures obtained for every model-dataset combination. Table 13 shows the architectures used for TTA comparisons. Tables 14 and 15 show the architectures used for scalability comparisons. Table 16 shows the architectures used for communication cost experiments.

Figure 11 and Figure 12 illustrate the best test accuracy when training the GCN and GAT respectively. The top row shows mini-batch training experiments and the bottom row shows synchronous full-graph training.

Table 17 shows the results of the time-to-accuracy experiment for the GAT model on a single host with NVLink connectivity. Table 18 and 19 show the accuracies achieved for GAT and GCN models for different training techniques and optimizations.

Table 20 shows the results of the scalability experiments for the GAT model on PCIe setup and table 21 shows the results of the scalability experiment on the NVLink setup. Table 22 shows the results of the time-to-accuracy experiments for the GraphSAGE model on 3 PCIe hosts.

Tables 23, 24 and 25 show the epoch time and time to accuracy for GraphSAGE, GAT and GCN respectively for different sampling optimizations. Figure 13 shows the best accuracy achieved and 14 shows the time-to-accuracy plots for GraphSAGE, GAT and GCN models with different mini-batch optimizations (Neighbor sampler, ClusterGCN and SAINT sampler).

A EASE OF HYPERPARAMETER SEARCH

How sensitive are the two training methods to changes in the hyperparameters? We evaluate the ease of finding a good hyperparameter setting using the two training approaches by measuring how accuracy varies as we vary the model architecture hyperparameters, i.e., the number of hidden layers and the size of the hidden vertex dimensions.

We trained each model for a maximum of 1000 epochs, stopping earlier if the validation accuracy doesn’t increase for 50 epochs.

Figure 10 illustrates the best test accuracy when training the GraphSAGE model, the top row shows mini-batch training experiments and the bottom row shows synchronous full-graph training. Notably, mini-batch training demonstrates remarkable consistency across varying model architectures. In contrast, full-graph training exhibits a wider range of variations in test accuracy when the architecture changes. We observed similar results for GCN and GAT models, which are reported in Figure 11 and Figure 12.

Figure 10 and the other results for GCN and GAT, clearly show the effect of over-smoothing, which appears in GNNs at increased depths [39]. Mini-batch training on GraphSAGE does not show smoothing with up to 8 layers in Figure 10. In a set of separate experiments, we found that over-smoothing does occur with mini-batch training, but only after we increase the number of layers to 16 or higher. Our experiments for GCN and GAT show that over-smoothing occurs at lower depths for mini-batch training but the resulting accuracy drop is still much less than that with full-graph training (see the Appendix).

Takeaway. These results highlight the robustness of mini-batch training to alterations in model architecture. Full-graph training appears to be more sensitive to changes in architecture, so it requires a more careful and potentially expensive hyperparameter search. Whereas mini-batch training is consistently less sensitive to changes of those parameters than full-graph training, across all the GNN models we

Table 9: Convergence for GAT model

	Pubmed		Ogbn-arxiv		Reddit		Ogbn-products	
	FG-search	MB-search	FG-search	MB-search	FG-search	MB-search	FG-search	MB-search
FG-train	77.70 ± 00.50	77.20 ± 00.34	71.74 ± 00.22	67.77 ± 00.31	95.17 ± 00.20	93.00 ± 00.23	74.43 ± 00.05	73.33 ± 00.15
MB-train	75.80 ± 00.06	78.50 ± 00.03	70.19 ± 00.16	70.63 ± 00.12	94.58 ± 00.14	95.58 ± 00.13	74.27 ± 00.07	74.57 ± 00.07

Table 10: Convergence for GCN model

	PUBMED		OGBN-ARXIV		REDDIT		OGBN-PRODUCTS	
	FG-SEARCH	MB-SEARCH	FG-SEARCH	MB-SEARCH	FG-SEARCH	MB-SEARCH	FG-SEARCH	MB-SEARCH
FG-TRAIN	79.40 ± 00.12	75.10 ± 00.37	71.54 ± 00.21	69.32 ± 00.22	94.67 ± 00.20	93.64 ± 00.10	75.71 ± 00.18	73.81 ± 00.13
MB-TRAIN	78.20 ± 00.16	78.70 ± 00.23	70.54 ± 00.16	71.00 ± 00.16	93.31 ± 00.14	94.41 ± 00.14	75.27 ± 00.07	79.31 ± 00.04

Table 11: Hyperparameter search space

Parameter	range/values
Number of Hidden Layers	[2, 10]
Size of hidden layers	[16, 1024]
Aggregator (GraphSage only)	{ mean, gcn, pool }
Number of heads (GAT only)	[1, 12]
Sampling Fanout (MB only)	[4, 50]
Learning rate	[0.0001, 0.01]
Dropout	[0.2, 0.9]
Micro-batch size (MB only)	[32, 4096]

consider. In addition, mini-batch training is much less prone to the over-smoothing problem [39] that affects deep GNN models with many layers.

Table 12: Best architectures

MODEL	TRAINING TECHNIQUE	ARCHITECTURE	PUBMED	OGBN-ARXIV	REDDIT	OGBN-PRODUCTS
GRAPHSAGE	FG	LAYERS	4	3	4	5
		HIDDEN SIZE	64	512	1024	512
	MB	LAYERS	2	5	4	5
		HIDDEN SIZE	256	128	512	256
		FANOUT	10	20	5	5
GAT	FG	LAYERS	3	3	2	2
		HIDDEN SIZE	1024	1024	1024	256
		NUM HEADS	1	2	2	2
	MB	LAYERS	2	4	2	3
		HIDDEN SIZE	1024	256	512	128
		NUM HEADS	4	2	2	2
		FANOUT	10	10	10	5
GCN	FG	LAYERS	2	2	2	3
		HIDDEN SIZE	512	1024	1024	512
	MB	LAYERS	6	2	2	2
		HIDDEN SIZE	64	1024	512	512
		FANOUT	10	15	15	5

Table 13: Architectures used for TTA experiments (same for FG and MB).

MODEL	ARCHITECTURE	PUBMED	OGBN-ARXIV	REDDIT	OGBN-PRODUCTS	OGBN-PAPERS100M
GRAPHSAGE	LAYERS	3	2	4	5	2
	HIDDEN SIZE	256	512	1024	256	128
	FANOUT	10	20	5	5	5
GAT	LAYERS	3	3	2	3	-
	HIDDEN SIZE	256	1024	1024	128	-
	FANOUT	10	10	10	5	-
	NUM HEADS	4	6	4	3	-

Table 14: Architectures used for Scalability experiments single host (same for FG and MB).

MODEL	ARCHITECTURE	OGBN-ARXIV	REDDIT	OGBN-PRODUCTS	ORKUT
GAT	LAYERS	3	2	3	3
	HIDDEN SIZE	1024	1024	128	128
	NUM HEADS	6	4	3	2
	FANOUT	25	20	20	5

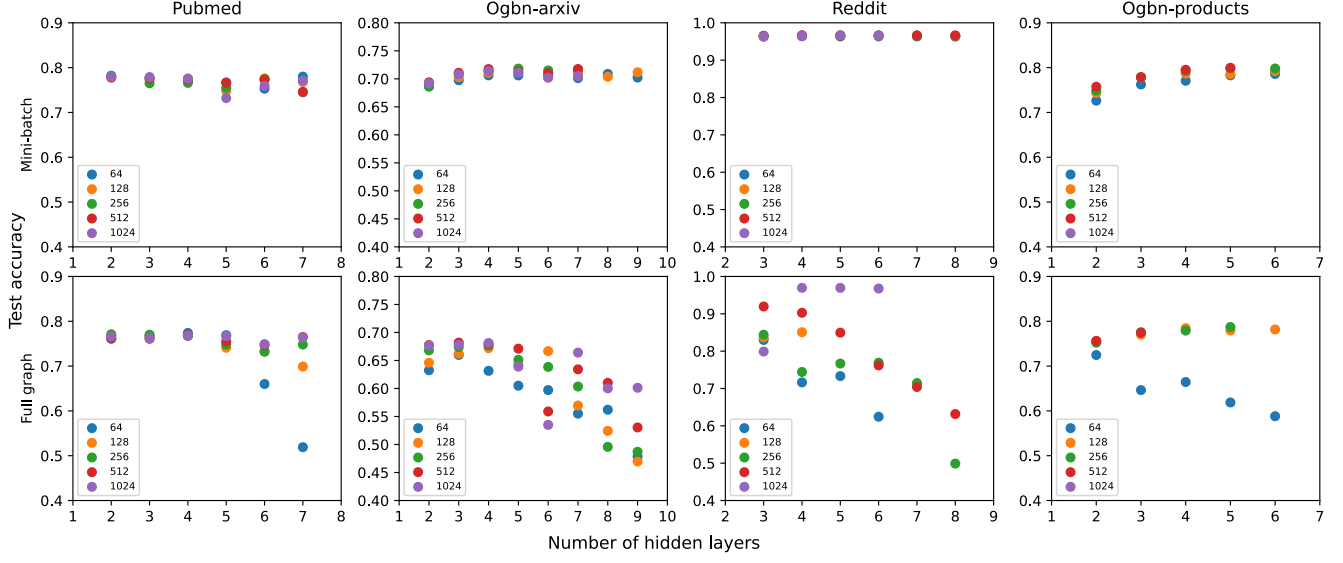


Figure 10: Sensitivity to the number of layers and hidden size for GraphSAGE model.

Table 15: Architectures used for Scalability experiments for 3 hosts (same for FG and MB).

MODEL	ARCHITECTURE	ORKUT	OGBN-PAPERS100M
GRAPHSAGE	LAYERS	3	2
	HIDDEN SIZE	512	512
	FANOUT	10	10

Table 16: Architectures used for Communication cost experiments (Same for FG and MB).

MODEL	ARCHITECTURE	PUBMED	OGBN-ARXIV	REDDIT	OGBN-PRODUCTS	OGBN-PAPERS100M
GRAPHSAGE	LAYERS	3	2	4	5	2
	HIDDEN SIZE	256	512	1024	256	128
	FANOUT	10	20	5	5	5

Table 17: Time to accuracy for GAT on a single NVLink host with 4 GPUs. Architectures (#Layers, hidden size, #heads, fanout): ogbn-arxiv - (3, 1024, 6, 25), Reddit - (2, 1024, 4, 20), ogbn-products - (3, 128, 3, 20). ET - Epoch time, TTA - Time to accuracy. For ogbn-papers100m DGL uses UVA mode for sampling and Quiver performs distributed caching.

	SYSTEM	OGBN-ARXIV	REDDIT	OGBN-PRODUCTS
ET (s)	PIPEGCN (FG, SYNC)	0.625	1.801	1.033
	PIPEGCN (FG, ASYNC)	0.469	1.312	0.614
	BNS-GCN (FG, SYNC)	0.420	1.395	0.629
	DGL (MB, SYNC)	3.871	6.510	2.730
	QUIVER (MB, SYNC)	3.596	6.779	2.974
TTA (s)	PIPEGCN (FG, SYNC)	275.04	1728.58	413.28
	PIPEGCN (FG, ASYNC)	211.14	1312.15	233.24
	BNS-GCN (FG, SYNC)	151.20	1395.40	132.13
	DGL (MB, SYNC)	42.58	97.65	40.95
	QUIVER (MB, SYNC)	35.96	101.68	44.61

Table 18: Best accuracies (%) for GAT model

	Pubmed	Ogbn-arxiv	Reddit	Ogbn-products
FG	77.70 \pm 0.50	71.74 \pm 0.22	95.17 \pm 0.20	74.43 \pm 0.05
PipeGCN	77.60 \pm 0.37	70.34 \pm 0.10	93.63 \pm 0.07	74.08 \pm 0.12
BNS-GCN	77.70 \pm 0.10	71.75 \pm 0.70	94.23 \pm 0.02	74.50 \pm 0.26
NS	78.50 \pm 0.03	70.63 \pm 0.12	95.58 \pm 0.13	74.57 \pm 0.07
ClusterGCN	80.07 \pm 0.19	63.30 \pm 0.09	92.49 \pm 0.75	73.27 \pm 0.29
GraphSaint	82.76 \pm 0.95	72.58 \pm 0.17	96.96 \pm 0.06	70.47 \pm 0.16

Table 19: Best accuracies (%) for GCN model

	Pubmed	Ogbn-arxiv	Reddit	Ogbn-products
FG	79.40 \pm 0.12	71.54 \pm 0.21	94.67 \pm 0.20	75.71 \pm 0.18
PipeGCN	77.00 \pm 0.81	69.64 \pm 0.27	93.91 \pm 0.10	74.25 \pm 0.34
BNS-GCN	77.70 \pm 0.71	70.75 \pm 0.36	93.23 \pm 0.09	74.50 \pm 0.32
NS	78.70 \pm 0.23	71.00 \pm 0.16	94.41 \pm 0.14	79.31 \pm 0.04
Cluster	77.50 \pm 1.98	63.24 \pm 0.10	92.42 \pm 0.03	73.71 \pm 0.08
GraphSaint	81.70 \pm 0.71	69.72 \pm 0.08	96.88 \pm 0.06	72.65 \pm 0.13

Table 20: Single-host scalability with the GAT model using the PCIe host. Times in seconds. (#Layers, hidden size, #heads, fanout): ogbn-arxiv - (3, 1024, 2, 25), Reddit - (2, 1024, 1, 15), ogbn-products - (3, 128, 1, 10), Orkut - (2, 128, 1, 10). ET - Epoch time, TTA - Time To Accuracy.

DATASET		OGBN-ARXIV			REDDIT			OGBN-PRODUCTS			ORKUT
SYSTEM	# OF GPUS	ET	TTA	TTA SPEED- UP	ET	TTA	TTA SPEED- UP	ET	TTA	TTA SPEED- UP	ET
FULL-GRAPH	1	2.225	979.09	1.0x	5.857	5622.53	1.0x	3.510	1404.12	1.0x	OOM
	2	1.514	665.98	1.5x	4.035	3873.98	1.5x	3.381	1352.32	1.0x	2.726
	3	1.323	581.98	1.7x	4.034	3872.83	1.5x	2.748	1099.16	1.3x	2.425
	4	1.072	471.55	2.1x	2.890	2774.78	2.0x	2.452	980.60	1.4x	2.323
PIPEGCN	1	2.218	998.01	1.0x	5.856	5856.10	1.0x	3.503	1331.10	1.0x	OOM
	2	1.334	600.08	1.7x	3.269	3269.20	1.8x	2.762	1049.37	1.3x	2.479
	3	1.026	461.79	2.2x	3.109	3109.20	1.9x	1.972	749.17	1.8x	1.898
	4	0.805	362.03	2.8x	1.879	1879.10	3.1x	1.523	578.78	2.3x	1.499
BNS-GCN	1	2.337	841.43	1.0x	6.232	6231.60	1.0x	4.010	842.10	1.0x	OOM
	2	1.345	484.02	1.7x	3.472	3472.20	1.8x	3.466	727.82	1.2x	2.860
	3	0.980	352.76	2.4x	2.697	2697.10	2.3x	2.366	496.92	1.7x	2.278
	4	0.778	280.08	3.0x	2.193	2192.70	2.8x	1.710	359.06	2.3x	1.583
DGL	1	15.401	154.01	1.0x	17.468	262.01	1.0x	18.394	367.88	1.0x	22.465
	2	8.888	88.88	1.7x	8.575	128.62	2.0x	9.328	186.57	2.0x	11.580
	3	6.146	61.46	2.5x	5.722	85.83	3.1x	6.246	131.17	2.8x	7.544
	4	4.627	46.27	3.3x	4.594	68.91	3.8x	4.715	99.02	3.7x	6.444
QUIVER	1	16.230	162.30	1.0x	18.914	283.71	1.0x	17.457	349.15	1.0x	24.222
	2	8.286	91.15	1.8x	9.002	135.03	2.1x	8.783	175.66	2.0x	14.134
	3	5.737	68.85	2.4x	6.972	111.55	2.5x	5.633	118.29	3.0x	9.048
	4	4.256	51.08	3.2x	4.595	87.31	3.2x	4.695	98.59	3.5x	6.695

Table 21: Single-host scalability with the GraphSAGE model using the NVLink host. Times in seconds. (#Layers, hidden size, fanout): ogbn-arxiv - (3, 1024, 25), Reddit - (2, 1024, 20), ogbn-products - (3, 128, 20), Orkut - (3, 128, 5). ET - Epoch time, TTA - Time to Accuracy.

DATASET		OGBN-ARXIV			REDDIT			OGBN-PRODUCTS			ORKUT
SYSTEM	# OF GPUS	ET	TTA	TTA SPEED- UP	ET	TTA	TTA SPEED- UP	ET	TTA	TTA SPEED- UP	ET
PIPEGCN (SYNC)	1	0.181	39.90	1.0x	0.433	121.16	1.0x	0.270	107.90	1.0x	0.466
	2	0.182	40.04	1.0x	0.746	208.78	0.6x	0.398	159.28	0.7x	0.452
	3	0.315	69.24	0.6x	0.735	205.68	0.6x	0.306	122.34	0.9x	1.312
	4	0.211	46.51	0.9x	0.776	217.40	0.6x	0.518	207.20	0.5x	0.995
PIPEGCN (ASYNc)	1	0.182	56.28	1.0x	0.432	120.94	1.0x	0.270	102.48	1.0x	0.467
	2	0.098	30.38	1.9x	0.255	71.41	1.7x	0.164	62.24	1.6x	0.281
	3	0.071	21.97	2.6x	0.212	59.37	2.0x	0.114	43.17	2.4x	0.234
	4	0.057	17.53	3.2x	0.130	36.42	3.3x	0.089	33.71	3.0x	0.183
BNS-GCN (SYNC)	1	0.188	50.74	1.0x	0.369	58.97	1.0x	0.363	76.31	1.0x	0.536
	2	0.106	28.71	1.8x	0.227	36.29	1.6x	0.219	46.03	1.7x	0.322
	3	0.083	22.45	2.3x	0.183	29.33	2.0x	0.162	34.00	2.2x	0.289
	4	0.069	18.56	2.7x	0.157	25.07	2.4x	0.136	28.64	2.7x	0.225
DGL (SYNC)	1	1.519	7.60	1.0x	1.571	7.85	1.0x	2.819	42.28	1.0x	7.182
	2	0.842	4.21	1.8x	0.846	4.23	1.9x	1.389	20.84	2.0x	3.606
	3	0.577	2.89	2.6x	0.576	2.88	2.7x	0.926	13.90	3.0x	2.390
	4	0.457	2.28	3.3x	0.490	2.45	3.2x	0.699	10.49	4.0x	1.842
QUIVER (SYNC)	1	0.906	9.06	1.0x	2.478	12.39	1.0x	2.463	36.94	1.0x	6.301
	2	0.481	4.81	1.9x	1.278	6.39	1.9x	1.250	18.75	2.0x	3.317
	3	0.333	3.33	2.7x	0.901	4.51	2.8x	0.861	12.92	2.9x	2.279
	4	0.260	2.60	3.5x	0.731	3.66	3.4x	0.643	9.65	3.8x	1.743

Table 22: Time to accuracy (TTA) and epoch time (ET) for GraphSage and ogbn-papers100M (3 PCIe hosts)

	System	Time (s)
Epoch time (s)	Full-Graph	22.00
	PipeGCN	1.03
	BNS-GCN	2.46
	DistDGL	38.37
Time to accuracy (s)	Full-Graph	19141.48
	PipeGCN	956.34
	BNS-GCN	859.26
	DistDGL	767.38

Table 23: Time to accuracy and epoch time for GraphSAGE

	Sampler	pubmed	ogbn-arxiv	reddit	ogbn-products
Epoch time (s)	Cluster GCN	0.0118	0.0254	0.2798	0.1212
	NS	0.0120	0.1592	2.6728	0.5552
	Saint Sampler	0.0123	0.1029	0.4689	0.0908
Time to accuracy (s)	Cluster GCN	2.5418	9.0578	97.6485	111.46
	NS	1.1168	48.3875	192.440	122.71
	Saint Sampler	1.0939	61.2358	151.910	42.9602

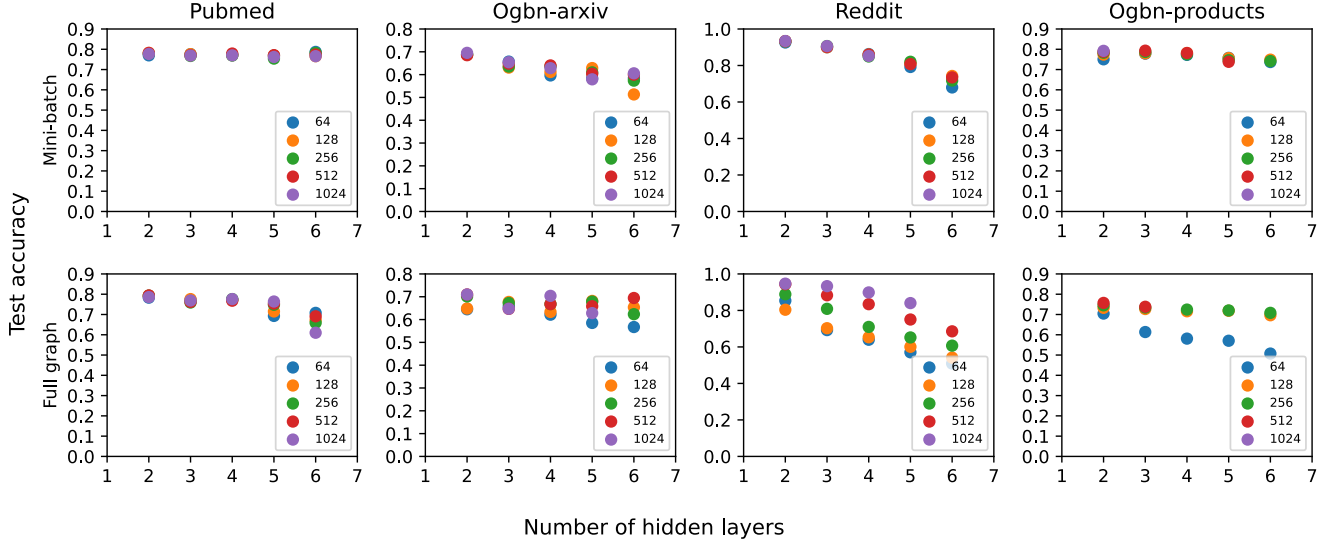


Figure 11: Ablation study with varying number of layers and hidden size for GCN model. Legend represents the size of each hidden layer. The X-axis shows the number of layers. The Y-axis shows the test accuracy. The top row is for mini-batch training and the bottom row is for full graph training. We observe that mini-batch training is robust to architectural changes, whereas full-graph training has a lot of variation.

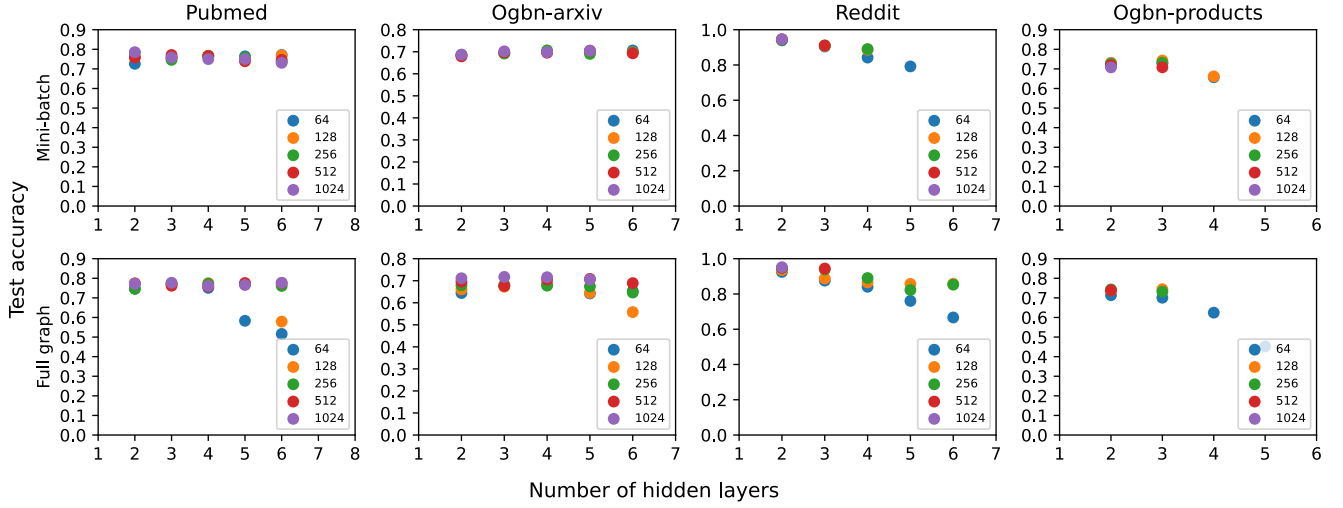


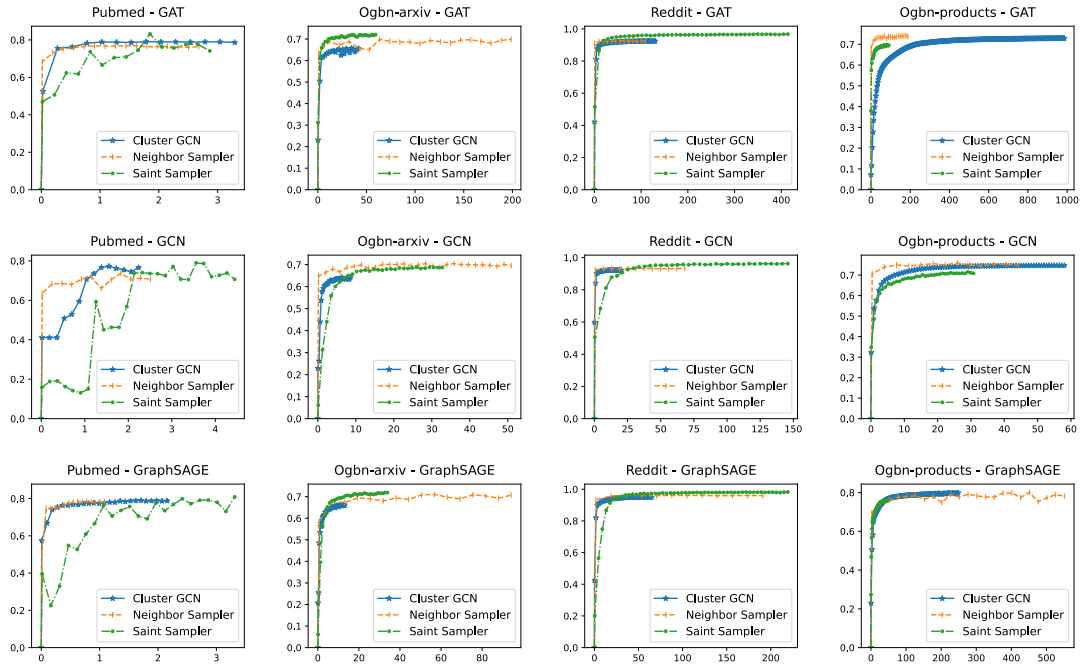
Figure 12: Ablation study with the varying number of layers and hidden size for GAT model. Legend represents the size of each hidden layer. The X-axis shows the number of layers. The Y-axis shows the test accuracy. The top row is for mini-batch training and the bottom row is for full graph training. We observe that mini-batch training is robust to architectural changes, whereas full-graph training has a lot of variation.

Table 24: Time to accuracy and epoch time for GAT

	Sampler	pubmed	ogbn-arxiv	reddit	ogbn-products
Epoch time (s)	Cluster GCN	0.0353	0.0621	1.3446	0.4893
	NS	0.0222	0.2927	18.5336	1.2580
	Saint Sampler	0.0224	0.1176	0.3653	0.0524
Time to accuracy (s)	Cluster GCN	2.3293	15.3941	599.686	1109.32
	NS	3.8463	46.2388	1853.36	159.769
	Saint Sampler	2.4866	47.759	115.419	20.4534

Table 25: Time to accuracy and epoch time for GCN

	Sampler	pubmed	ogbn-arxiv	reddit	ogbn-products
Epoch time (s)	Cluster GCN	0.0112	0.0259	0.2333	0.1030
	NS	0.0133	0.1814	4.4802	0.6186
	Saint Sampler	0.0126	0.1016	0.4506	0.0905
Time to accuracy (s)	Cluster GCN	2.5933	9.1563	39.6631	47.0832
	NS	1.8819	27.2038	488.345	64.3342
	Saint Sampler	2.5587	51.6232	159.962	29.0637

**Figure 13: Test accuracy achieved for the best architecture for GraphSAGE, GAT and GCN models with NeighborSampler, ClusterGCN and SAINT Sampler.**

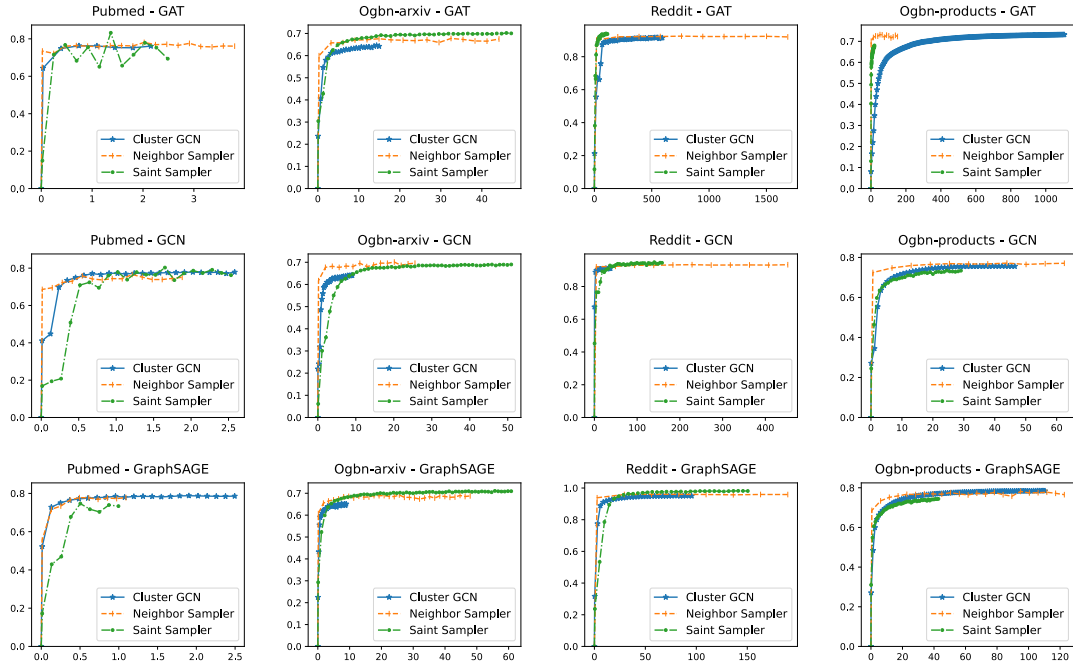


Figure 14: Time to accuracy plots for GraphSAGE, GAT and GCN models with NeighborSampler, ClusterGCN and SAINT Sampler.